


4318 m.

BMW M GRAND PRIX OF STYRIA

Free Practice Nr. 4

Classification

14

	Rider	Nation	Team	Motorcycle	Time	Lap Total	Gap	Top Speed
1	30 Takaaki NAKAGAMI	JPN	LCR Honda IDEMITSU	HONDA	1'24.450	16 18		308.5
2	36 Joan MIR	SPA	Team SUZUKI ECSTAR	SUZUKI	1'24.460	14 18	0.010 0.010	306.8
3	44 Pol ESPARGARO	SPA	Red Bull KTM Factory Racing	KTM	1'24.523	6 15	0.073 0.063	311.2
4	42 Alex RINS	SPA	Team SUZUKI ECSTAR	SUZUKI	1'24.651	8 15	0.201 0.128	307.6
5	20 Fabio QUARTARARO	FRA	Petronas Yamaha SRT	YAMAHA	1'24.651	13 18	0.201	305.0
6	88 Miguel OLIVEIRA	POR	Red Bull KTM Tech 3	KTM	1'24.699	5 16	0.249 0.048	305.9
7	41 Aleix ESPARGARO	SPA	Aprilia Racing Team Gresini	APRILIA	1'24.716	6 17	0.266 0.017	309.4
8	21 Franco MORBIDELLI	ITA	Petronas Yamaha SRT	YAMAHA	1'24.812	6 18	0.362 0.096	302.5
9	4 Andrea DOVIZIOSO	ITA	Ducati Team	DUCATI	1'24.908	7 15	0.458 0.096	309.4
10	51 Michele PIRRO	ITA	Pramac Racing	DUCATI	1'24.909	9 12	0.459 0.001	308.5
11	35 Cal CRUTCHLOW	GBR	LCR Honda CASTROL	HONDA	1'24.973	6 15	0.523 0.064	308.5
12	12 Maverick VIÑALES	SPA	Monster Energy Yamaha MotoGP	YAMAHA	1'25.063	5 15	0.613 0.090	306.8
13	46 Valentino ROSSI	ITA	Monster Energy Yamaha MotoGP	YAMAHA	1'25.073	11 17	0.623 0.010	304.2
14	33 Brad BINDER	RSA	Red Bull KTM Factory Racing	KTM	1'25.088	6 12	0.638 0.015	306.8
15	38 Bradley SMITH	GBR	Aprilia Racing Team Gresini	APRILIA	1'25.095	11 17	0.645 0.007	308.5
16	9 Danilo PETRUCCI	ITA	Ducati Team	DUCATI	1'25.167	6 17	0.717 0.072	307.6
17	73 Alex MARQUEZ	SPA	Repsol Honda Team	HONDA	1'25.208	5 17	0.758 0.041	306.8
18	27 Iker LECUONA	SPA	Red Bull KTM Tech 3	KTM	1'25.399	5 14	0.949 0.191	305.9
19	6 Stefan BRADL	GER	Repsol Honda Team	HONDA	1'25.626	13 18	1.176 0.227	308.5
20	53 Tito RABAT	SPA	Esponsorama Racing	DUCATI	1'25.890	17 18	1.440 0.264	305.0
Not classified								
	5 Johann ZARCO	FRA	Esponsorama Racing	DUCATI				
	43 Jack MILLER	AUS	Pramac Racing	DUCATI				

Practice condition: **Dry**Air: **31°**Humidity: **49%**Ground: **53°**

Fastest Lap:	Lap: 16	Takaaki NAKAGAMI	1'24.450	184 Km/h
Best Race Lap:	2019	Andrea DOVIZIOSO	1'23.827	185.4 Km/h
All Time Lap Record:	2019	Marc MARQUEZ	1'23.027	187.2 Km/h

The results are provisional until the end of the limit for protest and appeals.

Time limit for protest expires 30' after publication of the results - Time:

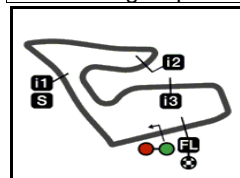
These data/results cannot be reproduced, stored and/or transmitted in whole or in part by any manner of electronic, mechanical, photocopying, recording, broadcasting or otherwise now known or herein after developed without the previous express consent by the copyright owner, except for reproduction in daily press and regular printed publications on sale to the public within 60 days of the event related to those data/results and always provided that copyright symbol appears together as follows below.

© DORNA, 2020

Official MotoGP Timing by TISSOT
www.motogp.com

Spielberg, Saturday, August 22, 2020





4318 m.

BMW M GRAND PRIX OF STYRIA**Free Practice Nr. 4****Top Speed & Average****15**

Rider	Nation	Motorcycle	Top 5 speeds					Average	Top
44 Po ESPARGARO	SPA	KTM	311.2	309.4	308.5	308.5	308.5	309.2	311.2
4 Andrea DOVIZIOSO	ITA	DUCATI	309.4	309.4	309.4	308.5	308.5	308.9	309.4
41 Aleix ESPARGARO	SPA	APRILIA	309.4	308.5	308.5	308.5	305.9	307.3	309.4
6 Stefan BRADL	GER	HONDA	308.5	307.6	307.6	307.6	306.8	307.2	308.5
30 Takaaki NAKAGAMI	JPN	HONDA	308.5	308.5	306.8	306.8	305.9	306.8	308.5
35 Cal CRUTCHLOW	GBR	HONDA	308.5	305.9	305.9	305.9	305.9	306.4	308.5
38 Bradley SMITH	GBR	APRILIA	308.5	307.6	307.6	306.8	306.8	307.2	308.5
51 Michele PIRRO	ITA	DUCATI	308.5	307.6	307.6	307.6	306.8	307.6	308.5
9 Danilo PETRUCCI	ITA	DUCATI	307.6	307.6	307.6	307.6	306.8	307.3	307.6
42 Alex RINS	SPA	SUZUKI	307.6	307.6	306.8	306.8	305.9	306.8	307.6
12 Maverick VIÑALES	SPA	YAMAHA	306.8	304.2	304.2	303.3	302.5	303.6	306.8
33 Brad BINDER	RSA	KTM	306.8	306.8	304.2	304.2	304.2	305.1	306.8
36 Joan MIR	SPA	SUZUKI	306.8	305.9	305.0	305.0	304.2	305.0	306.8
73 Alex MARQUEZ	SPA	HONDA	306.8	306.8	305.9	305.0	305.0	305.5	306.8
27 Iker LECUONA	SPA	KTM	305.9	303.3	303.3	302.5	301.6	302.8	305.9
88 Miguel OLIVEIRA	POR	KTM	305.9	305.9	305.9	305.0	305.0	305.5	305.9
20 Fabio QUARTARARO	FRA	YAMAHA	305.0	305.0	304.2	303.3	303.3	303.7	305.0
53 Tito RABAT	SPA	DUCATI	305.0	304.2	304.2	304.2	304.2	304.4	305.0
43 Jack MILLER	AUS	DUCATI	304.2	283.4	279.0	275.5		285.5	304.2
46 Valentino ROSSI	ITA	YAMAHA	304.2	304.2	300.8	300.0	300.0	301.5	304.2
21 Franco MORBIDELLI	ITA	YAMAHA	302.5	300.8	300.8	300.8	300.0	301.0	302.5

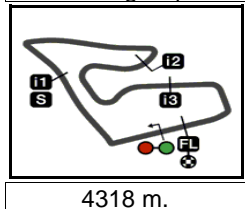
These data/results cannot be reproduced, stored and/or transmitted in whole or in part by any manner of electronic, mechanical, photocopying, recording, broadcasting or otherwise now known or herein after developed without the previous express consent of the copyright owner, except for reproduction in daily press and regular printed publications on sale to the public within 60 days of the event related to those data/results and always provided that copyright symbol appears together as follows below.

© DORNA, 2020

Official MotoGP Timing by **TISSOT**
www.motogp.com



Spielberg, Saturday, August 22, 2020



BMW M GRAND PRIX OF STYRIA

Free Practice Nr. 4

Chronological Analysis of Performances

16

* Lap / Sector time cancelled **T1** Time from finish line to 1st intermediate **T3** Time from 2nd intermed. to 3rd intermed.
P Crossing the finish line in pit lane **T2** Time from 1st intermed. to 2nd intermed. **T4** Time from 3rd intermediate to finish line
 ** Tyre data subject to further updates

Lap	Lap Time	T1	T2	T3	T4	Speed	Lap	Lap Time	T1	T2	T3	T4	Speed	
1st	30	Takaaki NAKAGAMI HONDA JPN LCR Honda IDEMITSU						13	1'24.712	17.488	26.842	23.820	16.562	304.2
							14	1'24.460	17.422	26.721	23.825	16.492	306.8	
							15	1'26.902 *	18.178*	27.757	24.235	16.732	291.1	
							16	1'30.298	17.505	31.660	24.301	16.832	303.3	
							17	1'24.615	17.527	26.772	23.818	16.498	302.5	
							18	1'24.494	17.532	26.705	23.781	16.476	304.2	
Run # 1	Front Tyre	Slick-Medium	Rear Tyre	Slick-Soft										
		15 Laps at start		6 Laps at start										
1	2'14.674	12.470	37.401	25.984	17.382	242.6								
2	1'25.756	17.702	27.101	24.177	16.776	305.0								
3	1'25.223	17.467	27.007	24.043	16.706	308.5								
4	1'24.793	17.530	26.797	23.834	16.632	305.9								
5	1'25.022	17.564	27.007	23.877	16.574	306.8								
6	1'24.950	17.583	26.865	23.887	16.615	306.8								
7	1'32.517 *	20.271*	30.546	24.742	16.958	270.6								
8	1'25.121	17.657	26.994	23.886	16.584	305.9								
9	1'25.150	17.658	26.946	23.977	16.569	304.2								
10	1'25.234	17.606	26.964	24.023	16.641	302.5								
11	1'24.770	17.499	26.825	23.857	16.589	303.3								
12	1'36.881 P	17.964	29.183	25.940	23.794	295.8								
Run # 2	Front Tyre	Slick-Medium	Rear Tyre	Slick-Soft										
		6 Laps at start		6 Laps at start										
13	5'11.659	15.688	32.742	26.013	17.441	192.8								
14	1'25.789	17.639	27.547	24.087	16.516	308.5								
15	1'25.508	17.444	27.185	24.293	16.586	305.0								
16	1'24.450	17.483	26.685	23.829	16.453	305.9								
17	1'25.734 *	18.283*	27.002	23.915	16.534	297.5								
18	1'24.622	17.416	26.866	23.784	16.556	305.9								
2nd	36	Joan MIR SUZUKI SPA Team SUZUKI ECSTAR												
Run # 1	Front Tyre	Slick-Medium	Rear Tyre	Slick-Soft										
		8 Laps at start		8 Laps at start										
1	2'08.982	10.999	29.786	25.567	17.589	274.8								
2	1'27.132	17.652	27.352	24.964	17.164	301.6								
3	1'25.676	17.596	27.112	24.018	16.950	302.5								
4	1'25.035	17.550	27.046	23.769	16.670	303.3								
5	1'25.195	17.497	27.117	23.807	16.774	304.2								
6	1'25.871	17.532	27.212	24.163	16.964	305.0								
7	1'35.503 P	17.944	30.095	24.641	22.823	271.3								
Run # 2	Front Tyre	Slick-Medium	Rear Tyre	Slick-Medium										
		15 Laps at start		5 Laps at start										
8	5'10.361	10.739	28.307	24.437	16.853	283.4								
9	1'25.735	17.504	27.517	24.109	16.605	301.6								
10	1'24.481	17.432	26.787	23.772	16.490	302.5								
11	1'24.888	17.326	26.943	23.890	16.729	305.9								
12	1'24.771 *	17.471	26.791	23.768	16.741*	305.0								
3rd	44	Poi ESPARGARO KTM SPA Red Bull KTM Factory Racing												
Run # 1	Front Tyre	Slick-Medium	Rear Tyre	Slick-Medium										
		New Tyre		New Tyre										
1	1'53.224	9.894	28.410	24.738	17.500	298.3								
2	1'25.480	17.628	26.926	23.958	16.968	305.9								
3	1'24.754	17.431	26.773	23.813	16.737	308.5								
4	1'28.546 *	19.870*	27.838	24.058	16.780	292.6								
5	1'24.537	17.461	26.685	23.729	16.662	307.6								
6	1'24.523	17.376	26.802	23.697	16.648	308.5								
7	1'36.361 P	17.434	30.628	25.232	23.067	311.2								
Run # 2	Front Tyre	Slick-Hard	Rear Tyre	Slick-Medium										
		11 Laps at start		7 Laps at start										
8	3'31.581	10.581	29.084	24.740	17.055	289.5								
9	1'25.111	17.438	26.918	24.005	16.750	305.0								
10	1'24.634	17.323	26.837	23.928	16.546	305.9								
11	1'24.692	17.369	26.883	23.871	16.569	305.9								
12	1'24.564	17.422	26.718	23.816	16.608	307.6								
13	1'24.948	17.362	26.897	23.938	16.751	308.5								
14	1'24.969	17.469	26.872	23.826	16.802	309.4								
15	1'41.091 P	20.378	30.576	26.934	23.203	258.3								
4th	42	Alex RINS SUZUKI SPA Team SUZUKI ECSTAR												
Run # 1	Front Tyre	Slick-Medium	Rear Tyre	Slick-Medium										
		9 Laps at start		5 Laps at start										
1	1'49.157	11.916	30.255	25.147	17.371	258.9								
2	1'26.693	17.779	27.294	24.643	16.977	304.2								
3	1'25.431	17.584	27.236	23.857	16.754	306.8								
4	1'24.983	17.662	26.932	23.696	16.693	307.6								
5	1'24.769	17.594	26.834	23.739	16.602	306.8								
6	1'25.647	17.567	27.430	23.930	16.720	307.6								
7	1'24.795	17.605	26.750	23.793	16.647	304.2								
8	1'24.651	17.480	26.759	23.841	16.571	305.0								
9	1'36.686 P	19.034*	29.837	24.452	23.363	283.4								

Fastest Lap: Takaaki NAKAGAMI LCR Honda IDEMITS JPN **1'24.450** 17.483 26.685 23.829 16.453

These data/results cannot be reproduced, stored and/or transmitted in whole or in part by any manner of electronic, mechanical, photocopying, recording, broadcasting or otherwise now known or herein after developed without the previous express consent by the copyright owner, except for reproduction in daily press and regular printed publications on sale to the public within 60 days of the event related to those data/results and always provided that copyright symbol appears together as follows below.
 © DORNA, 2020



Free Practice Nr. 4

MotoGP

Lap	Lap Time	T1	T2	T3	T4	Speed	Lap	Lap Time	T1	T2	T3	T4	Speed
Run # 2	<i>Front Tyre</i>	Slick-Medium	<i>Rear Tyre</i>	Slick-Medium			15	1'24.840 *	17.448	26.712	24.077 *	16.603	305.0
		18 Laps at start		14 Laps at start			16	1'24.894	17.433	26.699	24.113	16.649	304.2
10	7'17.983	10.358	28.143	24.654	16.779	287.2							
11	1'24.884	17.662	26.736	23.918	16.568	302.5							
12	1'24.680	17.463	26.752	23.888	16.577	305.9							
13	1'24.936	17.527	26.883	23.888	16.638	305.9							
14	1'25.327	17.559	26.989	23.978	16.801	304.2							
15	1'41.004 P	21.773*	29.400	25.612	24.219	257.1							
Run # 1	<i>Front Tyre</i>	Slick-Medium	<i>Rear Tyre</i>	Slick-Medium									
		11 Laps at start		13 Laps at start									
1	2'13.440	10.408	29.771	26.945	17.434	283.4							
2	1'26.248	17.813	27.006	24.475	16.954	301.6							
3	1'25.335	17.677	26.802	24.127	16.729	302.5							
4	1'24.962	17.561	26.730	24.024	16.647	303.3							
5	1'24.946	17.532	26.683	24.024	16.707	303.3							
6	1'25.411	17.576	26.981	24.146	16.708	305.0							
7	1'25.316 *	17.602	26.945	24.102*	16.667	303.3							
8	1'25.093	17.520	26.760	24.137	16.676	304.2							
9	1'36.060 P	17.945*	28.583	25.771	23.761	299.1							
Run # 2	<i>Front Tyre</i>	Slick-Medium	<i>Rear Tyre</i>	Slick-Soft									
		20 Laps at start		4 Laps at start									
10	5'16.455	10.255	28.493	25.230	17.194	286.4							
11	1'25.145	17.633	26.825	24.007	16.680	300.0							
12	1'24.612 *	17.495	26.575	23.976*	16.566	302.5							
13	1'24.651	17.473	26.588	23.996	16.594	303.3							
14	1'24.915	17.525	26.812	23.962	16.616	305.0							
15	1'24.818	17.499	26.709	23.996	16.614	303.3							
16	1'24.999	17.520	26.815	24.064	16.600	302.5							
17	1'24.975	17.532	26.903	23.936	16.604	303.3							
18	1'25.249	17.496	26.837	23.992	16.924	303.3							
Run # 1	<i>Front Tyre</i>	Slick-Hard	<i>Rear Tyre</i>	Slick-Medium									
		5 Laps at start		New Tyre									
1	2'03.694	12.348	29.555	25.398	17.713	272.0							
2	1'28.392	17.771	28.607	24.766	17.248	305.9							
3	1'25.409 *	17.615	26.773	24.211	16.810*	304.2							
4	1'25.087	17.570	26.709	23.909	16.899	304.2							
5	1'24.699	17.505	26.604	23.955	16.635	303.3							
6	1'24.763	17.497	26.658	23.996	16.612	304.2							
7	1'24.996	17.508	26.590	24.037	16.861	304.2							
8	1'24.757 *	17.470	26.661	23.971*	16.655	305.0							
9	1'36.392 P	18.279	29.237	25.535	23.341	283.4							
Run # 2	<i>Front Tyre</i>	Slick-Medium	<i>Rear Tyre</i>	Slick-Medium									
		New Tyre		9 Laps at start									
10	7'41.933	14.417	29.789	24.919	17.079	211.7							
11	1'25.678 *	17.872*	26.989	24.164	16.653	302.5							
12	1'45.207	17.545	26.581	41.520	19.561	305.0							
13	1'25.205	17.539	26.912	24.193	16.561	305.9							
14	1'24.720	17.425	26.760	23.991	16.544	305.9							
Run # 1	<i>Front Tyre</i>	Slick-Hard	<i>Rear Tyre</i>	Slick-Medium									
		New Tyre		4 Laps at start									
1	1'44.028	10.498	28.603	25.012	17.063	276.9							
2	1'25.822	17.770	27.093	24.197	16.762	295.8							
3	1'25.125	17.689	26.824	24.008	16.604	298.3							
4	1'24.956	17.709	26.757	23.888	16.602	296.7							
5	1'24.969	17.630	26.881	23.894	16.564	299.1							
6	1'24.812	17.648	26.648	23.987	16.529	298.3							
7	1'24.910	17.586	26.751	24.007	16.566	299.1							
8	1'25.035	17.679	26.788	23.990	16.578	298.3							
9	1'25.299 *	17.720*	26.934	24.028	16.617	296.7							
10	1'32.747 P	17.610	26.880	24.000	24.257	299.1							
Run # 2	<i>Front Tyre</i>	Slick-Hard	<i>Rear Tyre</i>	Slick-Medium									
		10 Laps at start		14 Laps at start									
11	6'33.900	11.666	27.980	24.314	16.701	270.6							
12	1'25.485	17.915	26.932	24.015	16.623	299.1							
13	1'25.141	17.605	26.905	24.058	16.573	302.5							
14	1'25.164	17.654	26.886	24.012	16.612	300.8							
15	1'25.433	17.640	27.034	24.161	16.598	300.0							
16	1'35.436 *	20.454*	33.020	25.299	16.663	173.0							
17	1'25.125	17.619	26.866	24.083	16.557	300.8							
18	1'25.276	17.600	27.007	24.035	16.634	300.8							

Fastest Lap: Takaaki NAKAGAMI LCR Honda IDEMITS JPN **1'24.450** 17.483 26.685 23.829 16.453

These data/results cannot be reproduced, stored and/or transmitted in whole or in part by any manner of electronic, mechanical, photocopying, recording, broadcasting or otherwise now known or herein after developed without the previous express consent by the copyright owner, except for reproduction in daily press and regular printed publications on sale to the public within 60 days of the event related to those data/results and always provided that copyright symbol appears together as follows below.
© DORNA, 2020

Official MotoGP Timing by TISSOT
www.motogp.com

Spielberg, Saturday, August 22, 2020

Page 2 of 5



Free Practice Nr. 4

MotoGP

Lap	Lap Time	T1	T2	T3	T4	Speed	Lap	Lap Time	T1	T2	T3	T4	Speed		
9th	4	Andrea DOVIZIOSO				DUCATI	ITA	Run # 2	Front Tyre Slick-Medium	Rear Tyre Slick-Medium					
Ducati Team							18 Laps at start			8 Laps at start					
Runs=2 Total laps=15 Full laps=11							9	9'31.779	10.324	30.222	24.621	17.068	285.7		
Run # 1	Front Tyre Slick-Medium	Rear Tyre Slick-Medium													
6 Laps at start							16 Laps at start								
1	2'35.796	11.447	30.865	26.334	17.866	265.3	10	1'26.701	*	18.199*	27.470	24.249	16.783	300.0	
2	1'27.850	*	17.981	27.924	24.837	17.108*	304.2	11	1'25.206	17.632	26.878	24.052	16.644	305.9	
3	1'25.745	17.597	27.066	24.321	16.761	307.6	12	1'25.337	17.585	26.968	24.109	16.675	305.0		
4	1'25.145	17.481	26.843	24.141	16.680	307.6	13	1'25.314	*	17.561	27.033	24.065	16.655*	305.0	
5	1'25.588	17.430	27.001	24.345	16.812	308.5	14	1'27.897	*	18.927*	27.542	24.182	17.246	284.9	
6	1'25.303	17.533	26.821	24.178	16.771	307.6	15	1'31.819	P	17.556	26.946	24.061	23.256	305.9	
7	1'24.908	17.429	26.650	24.171	16.658	309.4									
8	1'36.357	P	18.232*	29.475	25.536	23.114	274.1								
Run # 2	Front Tyre Slick-Medium	Rear Tyre Slick-Medium													
14 Laps at start							24 Laps at start								
9	9'27.523	11.605	29.338	25.229	17.072	274.8									
10	1'26.262	17.709	27.126	24.499	16.928	304.2									
11	1'26.780	17.505	28.165	24.377	16.733	309.4									
12	1'25.221	17.504	26.774	24.206	16.737	308.5									
13	1'25.350	17.449	26.872	24.279	16.750	309.4									
14	1'25.345	17.441	26.953	24.252	16.699	308.5									
15	1'25.371	17.508	26.903	24.204	16.756	308.5									
12th	12	Maverick VIÑALES				YAMAHA	SPA	Run # 1	Front Tyre Slick-Medium	Rear Tyre Slick-Medium					
Monster Energy Yamaha MotoGP							7 Laps at start			12 Laps at start					
Runs=2 Total laps=15 Full laps=9							1	1'48.204	11.018	30.004	25.142	17.317	259.6		
Run # 1	Front Tyre Slick-Medium	Rear Tyre Slick-Medium													
14 Laps at start							24 Laps at start								
2	1'26.814	17.933	27.470	24.594	16.817	298.3	2	1'30.170	17.784	30.823	24.659	16.904	299.1		
3	1'30.170	17.784	30.823	24.659	16.904	299.1	3	1'25.306	17.584	26.856	24.195	16.671	303.3		
4	1'25.306	17.584	26.856	24.195	16.671	303.3	4	1'25.063	17.556	26.774	24.044	16.689	302.5		
5	1'25.063	17.556	26.774	24.044	16.689	302.5	5	1'25.158	17.531	26.890	24.032	16.705	304.2		
6	1'25.158	17.531	26.890	24.032	16.705	304.2	6	1'31.441	17.506	32.144	24.793	16.998	306.8		
7	1'31.441	17.506	32.144	24.793	16.998	306.8	7	1'26.582	*	17.677	26.930	24.128	17.847*	302.5	
8	1'26.582	*	17.677	26.930	24.128	17.847*	302.5	8	1'40.331	P	17.625	33.854	25.057	23.795	300.8
9	1'40.331	P	17.625	33.854	25.057	23.795	300.8								
Run # 2	Front Tyre Slick-Medium	Rear Tyre Slick-Medium													
16 Laps at start							21 Laps at start								
10	7'52.149	10.780	28.441	24.429	16.777	285.7									
11	1'25.555	*	17.714	26.816	24.184	16.841*	304.2								
12	1'27.598	17.586	26.899	26.187	16.926	302.5									
13	1'25.213	17.591	26.782	24.172	16.668	301.6									
14	1'25.344	17.581	26.833	24.152	16.778	301.6									
15	1'32.005	P	17.624	26.864	24.084	23.433	302.5								
10th	51	Michele PIRRO				DUCATI	ITA	Run # 1	Front Tyre Slick-Medium	Rear Tyre Slick-Medium					
Pramac Racing							16 Laps at start			21 Laps at start					
Runs=2 Total laps=12 Full laps=7							1	2'04.083	11.758	31.066	26.947	19.681	258.9		
Run # 1	Front Tyre Slick-Medium	Rear Tyre Slick-Medium													
6 Laps at start							13 Laps at start								
2	1'33.366	17.869	31.379	26.729	17.389	304.2									
3	1'25.653	17.703	27.021	24.246	16.683	306.8									
4	1'25.239	17.623	27.098	23.932	16.586	307.6									
5	1'25.205	17.561	26.963	23.961	16.720	307.6									
6	1'38.105	P	19.122	29.096	26.054	23.833	222.2								
Run # 2	Front Tyre Slick-Medium	Rear Tyre Slick-Medium													
12 Laps at start							19 Laps at start								
7	9'15.633	10.793	34.992	28.714	18.235	289.5									
8	1'31.912	19.690	29.963	25.363	16.896	212.5									
9	1'24.909	17.497	26.877	23.919	16.616	308.5									
10	1'26.473	*	18.263*	27.239	24.232	16.739	303.3								
11	1'25.511	17.509	27.061	24.198	16.743	307.6									
12	1'36.647	P	18.202	29.975	25.341	23.129	295.0								
11th	35	Cal CRUTCHLOW				HONDA	GBR	Run # 1	Front Tyre Slick-Medium	Rear Tyre Slick-Medium					
LCR Honda CASTROL							10 Laps at start			15 Laps at start					
Runs=2 Total laps=15 Full laps=6							1	1'51.758	10.967	31.441	25.443	18.087	255.3		
Run # 1	Front Tyre Slick-Medium	Rear Tyre Slick-Medium													
10 Laps at start							New Tyre								
2	1'31.795	*	19.475*	27.851	27.560	16.909	284.9								
3	1'25.222	17.630	26.817	24.116	16.659	305.9									
4	1'26.162	17.641	26.942	24.595	16.984	303.3									
5	1'27.569	*	19.117*	27.415	24.413	16.624	294.2								
6	1'24.973	17.545	26.828	23.995	16.605	304.2									
7	1'25.282	17.594	26.879	24.055	16.754	305.9									
8	1'33.311	P	17.744	27.169	24.953	23.445	308.5								
13th	46	Valentino ROSSI				YAMAHA	ITA	Run # 1	Front Tyre Slick-Hard	Rear Tyre Slick-Medium					
Monster Energy Yamaha MotoGP							16 Laps at start			17 Laps at start					
Runs=2 Total laps=17 Full laps=12							1	2'12.614	10.215	29.337	25.486	17.421	272.7		
Run # 1	Front Tyre Slick-Hard	Rear Tyre Slick-Medium													
12 Laps at start							New Tyre								
2	1'27.289	18.012	27.369	24.727	17.181	296.7									
3	1'26.008	17.714	27.068	24.376	16.850	304.2									
4	1'25.871	17.532	27.040	24.378	16.921	304.2									
5	1'25.489	17.632	26.890	24.149	16.818	300.0									
6	1'27.773	*	18.967*	27.609	24.286	16.911	286.4								
7	1'25.557	17.714	26.974	24.123	16.746	299.1									
8	1'33.846	P	19.027	28.649	24.297	21.873	277.6								
Run # 2	Front Tyre Slick-Medium	Rear Tyre Slick-Medium													
10 Laps at start							15 Laps at start								
9	7'15.896	10.761	28.286	24.624	16.906	280.5									
10	1'25.225	17.629	26.758	24.170	16.668	299.1									
11	1'25.073	17.546	26.786	24.109	16.632	300.0									
12	1'25.398	17.642	26.815	24.170	16.771	299.1									
13	1'25.191	17.588	26.829	24.159	16.615	300.8									
14	1'32.287	19.415	31.345	24.884	16.643	254.7									
15	1'25.214	17.663	26.788	24.195	16.568	299.1									
16	1'25.095	17.544	26.760	24.106	16.685	299.1									

Fastest Lap: Takaaki NAKAGAMI LCR Honda IDEMITS JPN **1'24.450** 17.483 26.685 23.829 16.453

These data/results cannot be reproduced, stored and/or transmitted in whole or in part by any manner of electronic, mechanical, photocopying, recording, broadcasting or otherwise now known or herein after developed without the previous express consent by the copyright owner, except for reproduction in daily press and regular printed publications on sale to the public within 60 days of the event related to those data/results and always provided that copyright symbol appears together as follows below.
© DORNA, 2020

Official MotoGP Timing by **TISSOT**
www.motogp.com

Spielberg, Saturday, August 22, 2020

Page 3 of 5



Free Practice Nr. 4

MotoGP

Lap	Lap Time	T1	T2	T3	T4	Speed	Lap	Lap Time	T1	T2	T3	T4	Speed		
17	1'25.195 *	17.480	26.832	24.208	16.675*	300.0	5	1'33.768	18.542	34.564	23.916	16.746	295.8		
14th 33 Brad BINDER KTM RSA Red Bull KTM Factory Racing															
Runs=2 Total laps=12 Full laps=8															
Run #	1	Front Tyre	Slick-Hard	Rear Tyre	Slick-Medium		Run #	2	Front Tyre	Slick-Medium	Rear Tyre	Slick-Medium			
		12 Laps at start			11 Laps at start				18 Laps at start			21 Laps at start			
1	1'55.980	9.999	29.407	25.308	17.474	284.9	10	6'43.373	14.827	28.787	24.597	17.084	229.2		
2	1'26.819	17.892	27.539	24.591	16.797	302.5	11	1'25.635	17.718	26.929	24.163	16.825	305.0		
3	1'36.359	17.671	37.685	24.151	16.852	303.3	12	1'28.067 *	19.589*	27.462	24.031	16.985	284.9		
4	1'25.659	17.738	27.140	24.145	16.636	304.2	13	1'25.317	17.564	26.879	24.039	16.835	307.6		
5	1'25.098	17.509	26.915	23.956	16.718	304.2	14	1'26.766 *	17.632*	28.163	24.128	16.843	305.0		
6	1'25.088	17.506	26.962	23.977	16.643	304.2	15	1'25.647	17.670	27.096	24.079	16.802	305.9		
7	1'43.209 P	25.911*	27.974	24.552	24.772	269.3	16	1'25.652	17.635	27.111	24.034	16.872	305.0		
Run #	2	Front Tyre	Slick-Hard	Rear Tyre	Slick-Medium		Run #	1	Front Tyre	Slick-Medium	Rear Tyre	Slick-Soft			
		19 Laps at start			18 Laps at start				7 Laps at start			7 Laps at start			
8	7'31.201	11.421	28.179	24.744	16.869	285.7	1	1'45.858	10.817	29.300	25.230	17.481	272.7		
9	1'54.065	17.650	41.703	28.480	26.232	303.3	2	1'26.261	17.758	27.193	24.405	16.905	300.8		
10	1'26.282	17.620	27.810	24.156	16.696	306.8	3	1'25.879	17.684	27.117	24.289	16.789	303.3		
11	1'25.933	17.785	27.369	23.985	16.794	304.2	4	1'25.421	17.639	26.898	24.130	16.754	305.0		
12	1'49.651 P	17.556	27.119	40.596	24.380	306.8	5	1'25.208	17.619	26.790	24.086	16.713	304.2		
15th 38 Bradley SMITH APRILIA GBR Aprilia Racing Team Gresini															
Runs=2 Total laps=17 Full laps=11															
Run #	1	Front Tyre	Slick-Medium	Rear Tyre	Slick-Soft		Run #	2	Front Tyre	Slick-Medium	Rear Tyre	Slick-Soft			
		9 Laps at start			4 Laps at start				16 Laps at start			16 Laps at start			
1	2'09.301	10.986	29.832	25.321	17.749	251.1	10	6'52.393 *	11.042	30.208	25.023	17.272*	257.7		
2	1'27.114	18.033	27.298	24.543	17.240	304.2	11	1'26.117 *	17.783	27.049	24.333	16.952*	305.9		
3	1'25.930	17.779	27.160	24.149	16.842	306.8	12	1'26.119	18.021	27.004	24.250	16.844	303.3		
4	1'25.530	17.635	27.051	24.106	16.738	308.5	13	1'25.745	17.739	27.059	24.182	16.765	306.8		
5	1'25.304	17.619	26.938	23.924	16.823	306.8	14	1'25.962	17.777	27.131	24.251	16.803	305.0		
6	1'25.505	17.701	27.039	24.036	16.729	306.8	15	1'25.797	17.674	27.100	24.218	16.805	305.0		
7	1'25.656	17.581	27.235	24.151	16.689	307.6	16	1'27.618 *	18.733*	27.625	24.326	16.934	260.8		
8	1'25.413	17.596	27.129	24.020	16.668	305.9	17	1'25.970	17.762	27.143	24.237	16.828	305.0		
9	1'34.248 *	23.021*	30.279	24.101	16.847	154.5									
10	1'25.260	17.626	27.008	23.953	16.673	306.8									
11	1'25.095	17.515	26.957	23.987	16.636	307.6									
12	1'37.515 P	20.478*	28.811	25.467	22.759	236.8									
16th 9 Danilo PETRUCCI DUCATI ITA Ducati Team															
Runs=2 Total laps=17 Full laps=11															
Run #	1	Front Tyre	Slick-Medium	Rear Tyre	Slick-Medium		Run #	1	Front Tyre	Slick-Hard	Rear Tyre	Slick-Medium			
		9 Laps at start			12 Laps at start				9 Laps at start			13 Laps at start			
1	1'46.708	11.304	29.008	25.192	17.576	283.4	1	1'49.895	9.975	29.702	24.982	17.596	268.6		
2	1'25.914	17.719	27.124	24.025	17.046	303.3	2	1'26.305	17.705	27.543	24.139	16.918	305.9		
3	1'25.566	17.564	26.982	24.109	16.911	307.6	3	1'25.806	17.740	27.276	24.031	16.759	301.6		
4	1'25.372	17.660	26.958	23.926	16.828	307.6	4	1'25.466	17.680	27.081	23.916	16.789	303.3		
							5	1'25.399	17.589	27.085	23.983	16.742	301.6		
							6	1'25.679	17.729	27.118	24.091	16.741	299.1		
							7	1'25.458	17.659	26.998	24.047	16.754	300.0		
							8	1'25.594 *	17.764*	26.940	24.121	16.769	300.0		
							9	1'34.212 P	17.820	26.997	24.275	25.120	300.0		
18th 27 Iker LECUONA KTM SPA Red Bull KTM Tech 3															
Runs=2 Total laps=14 Full laps=9															

Fastest Lap: Takaaki NAKAGAMI LCR Honda IDEMITS JPN 1'24.450 17.483 26.685 23.829 16.453

These data/results cannot be reproduced, stored and/or transmitted in whole or in part by any manner of electronic, mechanical, photocopying, recording, broadcasting or otherwise now known or herein after developed without the previous express consent by the copyright owner, except for reproduction in daily press and regular printed publications on sale to the public within 60 days of the event related to those data/results and always provided that copyright symbol appears together as follows below.
© DORNA, 2020

Official MotoGP Timing by TISSOT
www.motogp.com



Free Practice Nr. 4

MotoGP

Lap	Lap Time	T1	T2	T3	T4	Speed	Lap	Lap Time	T1	T2	T3	T4	Speed
Run # 2	Front Tyre Slick-Hard	Rear Tyre Slick-Medium											
		18 Laps at start			22 Laps at start								
10	5'25.788	11.423	28.005	24.415	16.941	281.9	16	1'26.209	17.785	27.435	24.096	16.893	302.5
11	1'25.794	17.658	27.121	24.219	16.796	303.3	17	1'25.890	17.780	27.126	24.028	16.956	303.3
12	1'25.527	17.621	26.999	24.193	16.714	301.6	18	1'26.144	17.774	27.118	24.296	16.956	302.5
13	1'25.906	17.830	26.980	24.264	16.832	300.8							
14	1'45.023 P	17.733	37.954	24.817	24.519	302.5							

19th	6	Stefan BRADL	HONDA	GER
		Repsol Honda Team		
		Runs=2	Total laps=18	Full laps=14

Run # 1	Front Tyre Slick-Medium	Rear Tyre Slick-Soft					
		7 Laps at start		7 Laps at start			
1	1'49.723	11.014	31.234	25.828	17.487	267.3	
2	1'27.196	17.774	27.916	24.487	17.019	306.8	
3	1'26.173	17.724	27.321	24.161	16.967	306.8	
4	1'25.667	17.634	27.067	24.114	16.852	306.8	
5	1'25.735	17.543	27.145	24.148	16.899	306.8	
6	1'25.814	17.578	27.135	24.239	16.862	305.9	
7	1'25.824	17.623	27.120	24.232	16.849	305.9	
8	1'25.839	17.629	27.180	24.171	16.859	307.6	
9	1'34.728 P	17.905	27.962	25.615	23.246	302.5	

Run # 2	Front Tyre Slick-Medium	Rear Tyre Slick-Soft					
		16 Laps at start		16 Laps at start			
10	5'37.192	12.332	32.127	25.150	17.329	272.7	
11	1'26.013	17.634	27.394	24.195	16.790	308.5	
12	1'25.722	17.729	27.035	24.168	16.790	305.0	
13	1'25.626	17.566	26.999	24.181	16.880	306.8	
14	1'26.031	17.670	27.065	24.242	17.054	307.6	
15	1'26.259	17.625	27.143	24.633	16.858	306.8	
16	1'26.059	17.613	27.349	24.246	16.851	307.6	
17	1'26.041	17.675	27.255	24.201	16.910	305.0	
18	1'38.268 P	20.413*	28.388	25.860	23.607	262.1	

20th	53	Tito RABAT	DUCATI	SPA
		Esponsorama Racing		
		Runs=2	Total laps=18	Full laps=15

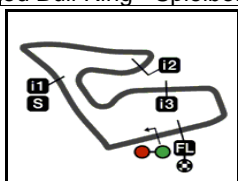
Run # 1	Front Tyre Slick-Medium	Rear Tyre Slick-Soft					
		14 Laps at start		6 Laps at start			
1	2'02.940	10.563	29.823	25.737	17.925	276.9	
2	1'29.586	18.221	28.484	25.140	17.741	289.5	
3	1'26.541	17.758	27.432	24.363	16.988	303.3	
4	1'26.407	17.778	27.570	24.138	16.921	304.2	
5	1'26.178	17.691	27.257	24.274	16.956	303.3	
6	1'26.141	17.764	27.142	24.300	16.935	301.6	
7	1'29.782	17.950	29.450	24.278	18.104	287.2	
8	1'25.983	17.704	27.192	24.207	16.880	304.2	
9	1'33.449 P	17.748	27.561	24.278	23.862	301.6	

Run # 2	Front Tyre Slick-Medium	Rear Tyre Slick-Medium					
		23 Laps at start		12 Laps at start			
10	5'01.538	10.024	31.854	28.156	22.525	282.7	
11	1'31.264	18.051	29.139	25.701	18.373	301.6	
12	1'26.105	17.708	27.322	24.200	16.875	305.0	
13	1'26.260	17.803	27.289	24.306	16.862	304.2	
14	1'25.956	17.801	27.099	24.269	16.787	304.2	
15	1'26.166	17.700	27.194	24.329	16.943	303.3	

Fastest Lap:	Takaaki NAKAGAMI	LCR Honda IDEMITS	JPN	1'24.450	17.483	26.685	23.829	16.453
---------------------	------------------	-------------------	-----	----------	--------	--------	--------	--------

These data/results cannot be reproduced, stored and/or transmitted in whole or in part by any manner of electronic, mechanical, photocopying, recording, broadcasting or otherwise now known or herein after developed without the previous express consent by the copyright owner, except for reproduction in daily press and regular printed publications on sale to the public within 60 days of the event related to those data/results and always provided that copyright symbol appears together as follows below.
© DORNA, 2020





4318 m.

BMW M GRAND PRIX OF STYRIA

Free Practice Nr. 4

Best Partial Times

MotoGP™

IT Ideal Lap Time, sum of the best partial times

BT Best Lap Time

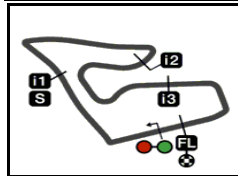
<i>T1</i>		<i>T2</i>		<i>T3</i>		<i>T4</i>				<i>IT</i>	<i>BT</i>	
Pos	Rider	Time	Rider	Time	Rider	Time	Rider	Time	Pos	Rider		
1	P.ESPARGARO	17.323	F.QUARTARARO	26.575	A.RINS	23.696	T.NAKAGAMI	16.453	1	P.ESPARGAR	1'24.251	1'24.523 (3)
2	J.MIR	17.326	M.OLIVEIRA	26.581	P.ESPARGARO	23.697	J.MIR	16.476	2	J.MIR	1'24.275	1'24.460 (2)
3	T.NAKAGAMI	17.416	A.ESPARGARO	26.614	J.MIR	23.768	F.MORBIDELLI	16.529	3	T.NAKAGAMI	1'24.338	1'24.450 (1)
4	M.OLIVEIRA	17.425	F.MORBIDELLI	26.648	T.NAKAGAMI	23.784	M.OLIVEIRA	16.544	4	M.OLIVEIRA	1'24.459	1'24.699 (6)
5	A.DOVIZIOSO	17.429	A.DOVIZIOSO	26.650	A.ESPARGARO	23.789	P.ESPARGARO	16.546	5	A.RINS	1'24.463	1'24.651 (4)
6	A.RINS	17.463	T.NAKAGAMI	26.685	F.MORBIDELLI	23.888	F.QUARTARARO	16.566	6	F.QUARTARAR	1'24.550	1'24.651 (5)
7	F.QUARTARARO	17.473	P.ESPARGARO	26.685	D.PETRUCCI	23.904	A.RINS	16.568	7	A.ESPARGAR	1'24.581	1'24.716 (7)
8	V.ROSSI	17.480	J.MIR	26.705	M.OLIVEIRA	23.909	V.ROSSI	16.568	8	F.MORBIDELLI	1'24.651	1'24.812 (8)
9	M.PIRRO	17.497	A.RINS	26.736	I.LECUONA	23.916	M.PIRRO	16.586	9	A.DOVIZIOSO	1'24.878	1'24.908 (9)
10	M.VIÑALES	17.506	V.ROSSI	26.758	M.PIRRO	23.919	C.CRUTCHLOW	16.605	10	M.PIRRO	1'24.879	1'24.909 (10)
11	B.BINDER	17.506	M.VIÑALES	26.774	B.SMITH	23.924	B.BINDER	16.636	11	V.ROSSI	1'24.912	1'25.073 (13)
12	B.SMITH	17.515	A.MARQUEZ	26.790	F.QUARTARARO	23.936	B.SMITH	16.636	12	C.CRUTCHLO	1'24.962	1'24.973 (11)
13	A.ESPARGARO	17.526	C.CRUTCHLOW	26.817	B.BINDER	23.956	A.ESPARGARO	16.652	13	M.VIÑALES	1'24.980	1'25.063 (12)
14	S.BRADL	17.543	M.PIRRO	26.877	C.CRUTCHLOW	23.995	A.DOVIZIOSO	16.658	14	B.BINDER	1'25.013	1'25.088 (14)
15	C.CRUTCHLOW	17.545	D.PETRUCCI	26.879	T.RABAT	24.028	M.VIÑALES	16.668	14	B.SMITH	1'25.013	1'25.095 (15)
16	A.MARQUEZ	17.545	B.BINDER	26.915	M.VIÑALES	24.032	A.MARQUEZ	16.713	16	D.PETRUCCI	1'25.083	1'25.167 (16)
17	D.PETRUCCI	17.554	B.SMITH	26.938	A.MARQUEZ	24.086	I.LECUONA	16.714	17	A.MARQUEZ	1'25.134	1'25.208 (17)
18	F.MORBIDELLI	17.586	I.LECUONA	26.940	V.ROSSI	24.106	D.PETRUCCI	16.746	18	I.LECUONA	1'25.159	1'25.399 (18)
19	I.LECUONA	17.589	S.BRADL	26.999	S.BRADL	24.114	T.RABAT	16.787	19	S.BRADL	1'25.446	1'25.626 (19)
20	T.RABAT	17.691	T.RABAT	27.099	A.DOVIZIOSO	24.141	S.BRADL	16.790	20	T.RABAT	1'25.605	1'25.890 (20)
21	J.MILLER	17.846	J.MILLER	28.895	J.MILLER	24.973	J.MILLER	17.583	-1	J.MILLER		(-1)

These data/results cannot be reproduced, stored and/or transmitted in whole or in part by any manner of electronic, mechanical, photocopying, recording, broadcasting or otherwise now known or herein after developed without the previous express consent by the copyright owner, except for reproduction in daily press and regular printed publications on sale to the public within 60 days of the event related to those data/results and always provided that copyright symbol appears together as follows below.

© DORNA, 2020


Official MotoGP Timing by TISSOT
www.motogp.com





4318 m.

BMW M GRAND PRIX OF STYRIA**Free Practice Nr. 4****Fastest Laps Sequence**

<i>Practice Time</i>	 <i>Rider</i>	<i>Nation</i>	<i>Motorcycle</i>	<i>Time</i>	<i>Km/h</i>	<i>Rider's Lap</i>
3'09.850	21 Franco MORBIDELLI	ITA	YAMAHA	1'25.822	181.1	2
3'18.704	44 PoI ESPARGARO	SPA	KTM	1'25.480	181.8	2
4'34.975	21 Franco MORBIDELLI	ITA	YAMAHA	1'25.125	182.6	3
4'43.458	44 PoI ESPARGARO	SPA	KTM	1'24.754	183.4	3
7'30.876	41 Aleix ESPARGARO	SPA	APRILIA	1'24.721	183.4	5
7'36.541	44 PoI ESPARGARO	SPA	KTM	1'24.537	183.8	5
9'01.064	44 PoI ESPARGARO	SPA	KTM	1'24.523	183.9	6
18'53.971	36 Joan MIR	SPA	SUZUKI	1'24.481	184.0	10
24'32.802	36 Joan MIR	SPA	SUZUKI	1'24.460	184.0	14
27'37.497	30 Takaaki NAKAGAMI	JPN	HONDA	1'24.450	184.0	16

These data/results cannot be reproduced, stored and/or transmitted in whole or in part by any manner of electronic, mechanical, photocopying, recording, broadcasting or otherwise now known or herein after developed without the previous express consent by the copyright owner, except for reproduction in daily press and regular printed publications on sale to the public within 60 days of the event related to those data/results and always provided that copyright symbol appears together as follows below.

© DORNA, 2020

Official MotoGP Timing by TISSOT
www.motogp.com

Spielberg, Saturday, August 22, 2020

