


4226 m.

## GP OCTO DI SAN MARINO E DELLA RIVIERA DI RIMINI

## Free Practice Nr. 1

## Classification

3

|    |  | Rider                    | Nation | Team                         | Motorcycle | Time            | Lap Total | Gap         | Top Speed    |
|----|---|--------------------------|--------|------------------------------|------------|-----------------|-----------|-------------|--------------|
| 1  | 12  | <b>Maverick VIÑALES</b>  | SPA    | Aprilia Racing Team Gresini  | APRILIA    | <b>1'32.666</b> | 15 15     |             | <b>295.8</b> |
| 2  | 36  | <b>Joan MIR</b>          | SPA    | Team SUZUKI ECSTAR           | SUZUKI     | <b>1'32.746</b> | 13 15     | 0.080 0.080 | <b>291.8</b> |
| 3  | 63  | <b>Francesco BAGNAIA</b> | ITA    | Ducati Lenovo Team           | DUCATI     | <b>1'32.801</b> | 8 11      | 0.135 0.055 | <b>294.2</b> |
| 4  | 43  | <b>Jack MILLER</b>       | AUS    | Ducati Lenovo Team           | DUCATI     | <b>1'32.859</b> | 10 13     | 0.193 0.058 | <b>296.7</b> |
| 5  | 42  | <b>Alex RINS</b>         | SPA    | Team SUZUKI ECSTAR           | SUZUKI     | <b>1'32.885</b> | 13 18     | 0.219 0.026 | <b>295.0</b> |
| 6  | 44  | <b>PoI ESPARGARO</b>     | SPA    | Repsol Honda Team            | HONDA      | <b>1'33.019</b> | 13 16     | 0.353 0.134 | <b>297.5</b> |
| 7  | 20  | <b>Fabio QUARTARARO</b>  | FRA    | Monster Energy Yamaha MotoGP | YAMAHA     | <b>1'33.024</b> | 14 16     | 0.358 0.005 | <b>288.7</b> |
| 8  | 6   | <b>Stefan BRADL</b>      | GER    | Repsol Honda Team            | HONDA      | <b>1'33.047</b> | 11 11     | 0.381 0.023 | <b>295.8</b> |
| 9  | 93  | <b>Marc MARQUEZ</b>      | SPA    | Repsol Honda Team            | HONDA      | <b>1'33.100</b> | 6 15      | 0.434 0.053 | <b>295.0</b> |
| 10 | 41  | <b>Aleix ESPARGARO</b>   | SPA    | Aprilia Racing Team Gresini  | APRILIA    | <b>1'33.102</b> | 5 11      | 0.436 0.002 | <b>294.2</b> |
| 11 | 5   | <b>Johann ZARCO</b>      | FRA    | Pramac Racing                | DUCATI     | <b>1'33.143</b> | 11 14     | 0.477 0.041 | <b>298.3</b> |
| 12 | 23  | <b>Enea BASTIANINI</b>   | ITA    | Avintia Esponsorama          | DUCATI     | <b>1'33.314</b> | 7 11      | 0.648 0.171 | <b>296.7</b> |
| 13 | 30  | <b>Takaaki NAKAGAMI</b>  | JPN    | LCR Honda IDEMITSU           | HONDA      | <b>1'33.409</b> | 7 13      | 0.743 0.095 | <b>296.7</b> |
| 14 | 89  | <b>Jorge MARTIN</b>      | SPA    | Pramac Racing                | DUCATI     | <b>1'33.451</b> | 12 12     | 0.785 0.042 | <b>295.0</b> |
| 15 | 51  | <b>Michele PIRRO</b>     | ITA    | Ducati Lenovo Team           | DUCATI     | <b>1'33.482</b> | 10 11     | 0.816 0.031 | <b>293.4</b> |
| 16 | 21  | <b>Franco MORBIDELLI</b> | ITA    | Monster Energy Yamaha MotoGP | YAMAHA     | <b>1'33.570</b> | 8 14      | 0.904 0.088 | <b>286.4</b> |
| 17 | 27  | <b>Iker LECUONA</b>      | SPA    | Tech 3 KTM Factory Racing    | KTM        | <b>1'33.710</b> | 13 13     | 1.044 0.140 | <b>290.3</b> |
| 18 | 73  | <b>Alex MARQUEZ</b>      | SPA    | LCR Honda CASTROL            | HONDA      | <b>1'33.766</b> | 6 13      | 1.100 0.056 | <b>295.8</b> |
| 19 | 46  | <b>Valentino ROSSI</b>   | ITA    | Petronas Yamaha SRT          | YAMAHA     | <b>1'33.791</b> | 10 12     | 1.125 0.025 | <b>289.5</b> |
| 20 | 9   | <b>Danilo PETRUCCI</b>   | ITA    | Tech 3 KTM Factory Racing    | KTM        | <b>1'33.950</b> | 12 14     | 1.284 0.159 | <b>288.7</b> |
| 21 | 33  | <b>Brad BINDER</b>       | RSA    | Red Bull KTM Factory Racing  | KTM        | <b>1'34.022</b> | 12 15     | 1.356 0.072 | <b>293.4</b> |
| 22 | 88  | <b>Miguel OLIVEIRA</b>   | POR    | Red Bull KTM Factory Racing  | KTM        | <b>1'34.026</b> | 8 13      | 1.360 0.004 | <b>294.2</b> |
| 23 | 10  | <b>Luca MARINI</b>       | ITA    | SKY VR46 Avintia             | DUCATI     | <b>1'34.037</b> | 12 12     | 1.371 0.011 | <b>292.6</b> |
| 24 | 4   | <b>Andrea DOVIZIOSO</b>  | ITA    | Petronas Yamaha SRT          | YAMAHA     | <b>1'35.211</b> | 13 13     | 2.545 1.174 | <b>288.0</b> |

Practice condition: **Dry-Wet**

Air: 23°

Humidity: 86%

Ground: 24°

|                             |         |                          |                 |            |
|-----------------------------|---------|--------------------------|-----------------|------------|
| <b>Fastest Lap:</b>         | Lap: 15 | <b>Maverick VIÑALES</b>  | <b>1'32.666</b> | 164.1 Km/h |
| <b>Best Race Lap:</b>       | 2020    | <b>Francesco BAGNAIA</b> | <b>1'32.319</b> | 164.7 Km/h |
| <b>All Time Lap Record:</b> | 2020    | <b>Maverick VIÑALES</b>  | <b>1'31.077</b> | 167.0 Km/h |

The results are provisional until the end of the limit for protest and appeals.

Time limit for protest expires 30' after publication of the results - ..... Time: .....

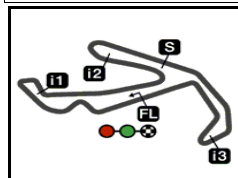
These data/results cannot be reproduced, stored and/or transmitted in whole or in part by any manner of electronic, mechanical, photocopying, recording, broadcasting or otherwise now known or herein after developed without the previous express consent by the copyright owner, except for reproduction in daily press and regular printed publications on sale to the public within 60 days of the event related to those data/results and always provided that copyright symbol appears together as follows below.

© DORNA, 2021

Official MotoGP Timing by TISSOT  
www.motogp.com

Misano Adriatico, Friday, September 17, 2021





4226 m.

## GP OCTO DI SAN MARINO E DELLA RIVIERA DI RIMINI

## Free Practice Nr. 1

## Top Speed &amp; Average

4



| Rider                | Nation | Motorcycle | Top 5 speeds |       |       |       |       | Average | Top          |
|----------------------|--------|------------|--------------|-------|-------|-------|-------|---------|--------------|
| 5 Johann ZARCO       | FRA    | DUCATI     | 298.3        | 297.5 | 296.7 | 295.8 | 295.0 | 296.4   | <b>298.3</b> |
| 44 Pol ESPARGARO     | SPA    | HONDA      | 297.5        | 296.7 | 296.7 | 296.7 | 295.8 | 296.4   | <b>297.5</b> |
| 23 Enea BASTIANINI   | ITA    | DUCATI     | 296.7        | 293.4 | 292.6 | 291.8 | 291.1 | 293.1   | <b>296.7</b> |
| 30 Takaaki NAKAGAMI  | JPN    | HONDA      | 296.7        | 294.2 | 294.2 | 293.4 | 293.4 | 294.4   | <b>296.7</b> |
| 43 Jack MILLER       | AUS    | DUCATI     | 296.7        | 294.2 | 294.2 | 294.2 | 294.2 | 294.7   | <b>296.7</b> |
| 6 Stefan BRADL       | GER    | HONDA      | 295.8        | 294.2 | 293.4 | 293.4 | 292.6 | 293.7   | <b>295.8</b> |
| 12 Maverick VIÑALES  | SPA    | APRILIA    | 295.8        | 295.8 | 295.0 | 295.0 | 294.2 | 295.0   | <b>295.8</b> |
| 73 Alex MARQUEZ      | SPA    | HONDA      | 295.8        | 295.0 | 295.0 | 294.2 | 293.4 | 294.7   | <b>295.8</b> |
| 42 Alex RINS         | SPA    | SUZUKI     | 295.0        | 295.0 | 294.2 | 293.4 | 292.6 | 293.6   | <b>295.0</b> |
| 89 Jorge MARTIN      | SPA    | DUCATI     | 295.0        | 294.2 | 292.6 | 292.6 | 292.6 | 293.4   | <b>295.0</b> |
| 93 Marc MARQUEZ      | SPA    | HONDA      | 295.0        | 294.2 | 294.2 | 293.4 | 293.4 | 294.0   | <b>295.0</b> |
| 41 Aleix ESPARGARO   | SPA    | APRILIA    | 294.2        | 293.4 | 292.6 | 291.8 | 291.1 | 292.4   | <b>294.2</b> |
| 63 Francesco BAGNAIA | ITA    | DUCATI     | 294.2        | 294.2 | 294.2 | 294.2 | 293.4 | 293.9   | <b>294.2</b> |
| 88 Miguel OLIVEIRA   | POR    | KTM        | 294.2        | 294.2 | 294.2 | 294.2 | 294.2 | 294.2   | <b>294.2</b> |
| 33 Brad BINDER       | RSA    | KTM        | 293.4        | 292.6 | 291.8 | 291.1 | 291.1 | 292.0   | <b>293.4</b> |
| 51 Michele PIRRO     | ITA    | DUCATI     | 293.4        | 291.8 | 291.8 | 291.1 | 288.7 | 290.9   | <b>293.4</b> |
| 10 Luca MARINI       | ITA    | DUCATI     | 292.6        | 291.8 | 291.1 | 291.1 | 290.3 | 291.4   | <b>292.6</b> |
| 36 Joan MIR          | SPA    | SUZUKI     | 291.8        | 290.3 | 289.5 | 289.5 | 289.5 | 290.0   | <b>291.8</b> |
| 27 Iker LECUONA      | SPA    | KTM        | 290.3        | 290.3 | 289.5 | 288.7 | 288.0 | 289.1   | <b>290.3</b> |
| 46 Valentino ROSSI   | ITA    | YAMAHA     | 289.5        | 289.5 | 288.0 | 286.4 | 285.7 | 287.8   | <b>289.5</b> |
| 9 Danilo PETRUCCI    | ITA    | KTM        | 288.7        | 288.7 | 288.0 | 287.2 | 286.4 | 287.6   | <b>288.7</b> |
| 20 Fabio QUARTARARO  | FRA    | YAMAHA     | 288.7        | 288.7 | 288.0 | 288.0 | 288.0 | 288.2   | <b>288.7</b> |
| 4 Andrea DOVIZIOSO   | ITA    | YAMAHA     | 288.0        | 287.2 | 287.2 | 286.4 | 285.7 | 286.6   | <b>288.0</b> |
| 21 Franco MORBIDELLI | ITA    | YAMAHA     | 286.4        | 286.4 | 286.4 | 285.7 | 285.7 | 286.1   | <b>286.4</b> |

These data/results cannot be reproduced, stored and/or transmitted in whole or in part by any manner of electronic, mechanical, photocopying, recording, broadcasting or otherwise now known or herein after developed without the previous express consent by the copyright owner, except for reproduction in daily press and regular printed publications on sale to the public within 60 days of the event related to those data/results and always provided that copyright symbol appears together as follows below.

© DORNA, 2021

Official MotoGP Timing by TISSOT  
www.motogp.com



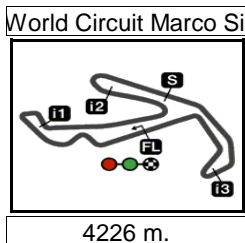
Misano Adriatico, Friday, September 17, 2021

## GP OCTO DI SAN MARINO E DELLA RIVIERA DI RIMINI

## Free Practice Nr. 1

## Chronological Analysis of Performances

5



4226 m.

\* Lap / Sector time cancelled

T1 Time from finish line to 1st intermediate

T3 Time from 2nd intermed. to 3rd intermed.

P Crossing the finish line in pit lane

T2 Time from 1st intermed. to 2nd intermed.

T4 Time from 3rd intermediate to finish line

\*\*Tyre data subject to further updates

| Lap                 | Lap Time          | T1                                  | T2               | T3                     | T4            | Speed  | Lap            | Lap Time          | T1                                  | T2                      | T3                  | T4                      | Speed               |        |       |
|---------------------|-------------------|-------------------------------------|------------------|------------------------|---------------|--------|----------------|-------------------|-------------------------------------|-------------------------|---------------------|-------------------------|---------------------|--------|-------|
| <b>1st</b>          | <b>12</b>         | <b>Maverick VIÑALES</b> APRILIA SPA |                  |                        |               |        |                | <b>Run # 3</b>    |                                     | <b>Front Tyre</b>       | <b>Wet-Soft</b>     | <b>Rear Tyre</b>        | <b>Wet-Soft</b>     |        |       |
|                     |                   | Aprilia Racing Team Gresini         |                  |                        |               |        |                |                   |                                     | <b>New Tyre</b>         |                     | <b>New Tyre</b>         |                     |        |       |
|                     |                   | Runs=2                              |                  |                        | Total laps=16 |        | Full laps=10   | 15                | 2'15.692                            | 44.725                  | 29.098              | 35.595                  | 26.274              | 218.6  |       |
| <b>Run # 1</b>      | <b>Front Tyre</b> | <b>Slick-Soft</b>                   | <b>Rear Tyre</b> | <b>Slick-Medium</b>    |               |        |                |                   |                                     |                         |                     |                         |                     |        |       |
|                     |                   | <b>New Tyre</b>                     |                  | <b>New Tyre</b>        |               |        |                |                   |                                     |                         |                     |                         |                     |        |       |
| 1                   | 2'12.191          | 35.554                              | 22.830           | 27.193                 | 21.854        | 289.5  |                | <b>PIT</b>        | 32.331                              | 33.506                  | 41.184              | 24.978                  | 204.1               |        |       |
| 2                   | <b>1'36.946</b>   | 27.606                              | 21.811           | 26.098                 | 21.431        | 291.1  | <b>3rd</b>     | <b>63</b>         | <b>Francesco BAGNAIA</b> DUCATI ITA |                         |                     |                         |                     |        |       |
| 3                   | 1'34.970 *        | 26.579                              | 21.283           | 26.059*                | 21.049        | 295.8  |                |                   | Ducati Lenovo Team                  |                         |                     |                         |                     |        |       |
| 4                   | <b>1'33.854</b>   | 26.243                              | 20.997           | 25.538                 | 21.076        | 291.1  |                |                   | Runs=2                              |                         |                     | Total laps=12           | Full laps=8         |        |       |
| 5                   | <b>1'33.280</b>   | 26.130                              | 20.853           | 25.413                 | 20.884        | 291.8  | <b>Run # 1</b> | <b>Front Tyre</b> | <b>Slick-Soft</b>                   | <b>Rear Tyre</b>        | <b>Slick-Medium</b> |                         |                     |        |       |
| 6                   | <b>1'34.650</b>   | 27.000                              | 21.117           | 25.587                 | 20.946        | 291.8  |                |                   | <b>New Tyre</b>                     |                         | <b>New Tyre</b>     |                         |                     |        |       |
| 7                   | <b>1'32.966</b>   | 26.025                              | 20.808           | 25.344                 | 20.789        | 291.8  | 1              | 3'12.339          | 35.731                              | 23.751                  | 27.805              | 22.611                  | 283.4               |        |       |
| 8                   | 1'29.931 P        | 26.093                              | 20.817           | 25.773*                | 17.248        | 295.0  | 2              | <b>1'37.689</b>   | 27.478                              | 21.823                  | 26.500              | 21.888                  | 292.6               |        |       |
| <b>Run # 2</b>      | <b>Front Tyre</b> | <b>Slick-Soft</b>                   | <b>Rear Tyre</b> | <b>Slick-Medium</b>    |               |        |                |                   |                                     |                         |                     |                         |                     |        |       |
|                     |                   | <b>8 Laps at start</b>              |                  | <b>8 Laps at start</b> |               |        |                |                   |                                     |                         |                     |                         |                     |        |       |
| 9                   | 1'44.557          | 34.477                              | 21.829           | 26.237                 | 22.014        | 290.3  | 3              | <b>1'35.538</b>   | 26.840                              | 21.359                  | 25.911              | 21.428                  | 293.4               |        |       |
| 10                  | <b>1'33.740</b>   | 26.286                              | 20.954           | 25.469                 | 21.031        | 292.6  | 4              | <b>1'34.625</b>   | 26.569                              | 21.050                  | 25.794              | 21.212                  | 293.4               |        |       |
| 11                  | <b>1'33.138</b>   | 26.102                              | 20.841           | 25.306                 | 20.889        | 293.4  | 5              | <b>1'34.277</b>   | 26.512                              | 20.966                  | 25.656              | 21.143                  | 294.2               |        |       |
| 12                  | <b>1'32.866</b>   | 25.972                              | 20.759           | 25.257                 | 20.878        | 295.8  | 6              | <b>1'33.373</b>   | 26.228                              | 20.730                  | 25.493              | 20.922                  | 294.2               |        |       |
| 13                  | 1'35.642 *        | 25.910                              | 20.804           | 27.637*                | 21.291        | 294.2  | 7              | <b>1'33.347</b>   | 26.142                              | 20.765                  | 25.371              | 21.069                  | 294.2               |        |       |
| 14                  | <b>1'33.060</b>   | 26.094                              | 20.789           | 25.308                 | 20.869        | 295.0  | 8              | <b>1'32.801</b>   | 26.034                              | 20.697                  | 25.225              | 20.845                  | 294.2               |        |       |
| 15                  | <b>1'32.666</b>   | 25.897                              | 20.764           | 25.234                 | 20.771        | 294.2  | 9              | 1'38.560 *        | 28.631*                             | 21.592                  | 26.723              | 21.614                  | 289.5               |        |       |
|                     | <b>PIT</b>        | 27.332                              | 21.973           | 26.164                 | 16.327        | 289.5  | 10             | <b>1'34.226</b>   | 26.338                              | 20.826                  | 25.732              | 21.330                  | 291.8               |        |       |
| <b>2nd</b>          | <b>36</b>         | <b>Joan MIR</b> SUZUKI SPA          |                  |                        |               |        |                | <b>Run # 2</b>    | <b>Front Tyre</b>                   | <b>Slick-Soft</b>       | <b>Rear Tyre</b>    | <b>Slick-Medium</b>     |                     |        |       |
|                     |                   | Team SUZUKI ECSTAR                  |                  |                        |               |        |                |                   |                                     | <b>11 Laps at start</b> |                     | <b>11 Laps at start</b> |                     |        |       |
|                     |                   | Runs=3                              |                  |                        | Total laps=16 |        | Full laps=8    |                   | <b>PIT</b>                          | 36.138                  | 27.086              | 38.518                  | 21.975              | 170.3  |       |
| <b>Run # 1</b>      | <b>Front Tyre</b> | <b>Slick-Soft</b>                   | <b>Rear Tyre</b> | <b>Slick-Medium</b>    |               |        |                |                   |                                     |                         |                     |                         |                     |        |       |
|                     |                   | <b>New Tyre</b>                     |                  | <b>New Tyre</b>        |               |        |                |                   |                                     |                         |                     |                         |                     |        |       |
| 1                   | 1'56.434          | 36.505                              | 23.145           | 28.571                 | 22.241        | 282.7  | <b>4th</b>     | <b>43</b>         | <b>Jack MILLER</b> DUCATI AUS       |                         |                     |                         |                     |        |       |
| 2                   | <b>1'38.495</b>   | 27.429                              | 21.624           | 26.394                 | 23.048        | 290.3  |                |                   | Runs=2                              |                         |                     | Total laps=14           | Full laps=10        |        |       |
| 3                   | <b>1'35.336</b>   | 26.865                              | 21.228           | 26.018                 | 21.225        | 289.5  | <b>Run # 1</b> | <b>Front Tyre</b> | <b>Slick-Soft</b>                   | <b>Rear Tyre</b>        | <b>Slick-Medium</b> |                         |                     |        |       |
| 4                   | <b>1'34.132</b>   | 26.402                              | 20.952           | 25.806                 | 20.972        | 291.8  |                |                   | <b>New Tyre</b>                     |                         | <b>New Tyre</b>     |                         |                     |        |       |
| 5                   | <b>1'33.721</b>   | 26.177                              | 20.988           | 25.632                 | 20.924        | 289.5  | 1              | 2'24.155          | 35.633                              | 22.860                  | 27.560              | 22.496                  | 280.5               |        |       |
| 6                   | <b>1'33.510</b>   | 26.074                              | 20.980           | 25.543                 | 20.913        | 288.7  | 2              | <b>1'36.401</b>   | 27.220                              | 21.355                  | 26.131              | 21.695                  | 294.2               |        |       |
| 7                   | 1'38.469 P        | 28.953                              | 22.780           | 28.108                 | 18.628        | 276.2  | 3              | <b>1'34.628</b>   | 26.660                              | 21.028                  | 25.741              | 21.199                  | 296.7               |        |       |
| <b>Run # 2</b>      | <b>Front Tyre</b> | <b>Slick-Soft</b>                   | <b>Rear Tyre</b> | <b>Slick-Medium</b>    |               |        |                |                   |                                     |                         |                     |                         |                     |        |       |
|                     |                   | <b>7 Laps at start</b>              |                  | <b>7 Laps at start</b> |               |        |                |                   |                                     |                         |                     |                         |                     |        |       |
| 8                   | 1'44.594          | 35.051                              | 21.950           | 26.250                 | 21.343        | 287.2  | 4              | <b>1'34.880</b>   | 26.630                              | 21.007                  | 25.923              | 21.320                  | 289.5               |        |       |
| 9                   | <b>1'34.319</b>   | 26.369                              | 21.227           | 25.745                 | 20.978        | 288.0  | 5              | <b>1'33.828</b>   | 26.303                              | 20.891                  | 25.630              | 21.004                  | 294.2               |        |       |
| 10                  | <b>1'33.317</b>   | 26.074                              | 20.831           | 25.488                 | 20.924        | 288.0  | 6              | <b>1'45.691</b>   | 26.230                              | 25.473                  | 30.396              | 23.592                  | 255.3               |        |       |
| 11                  | 1'35.168 *        | 25.947                              | 20.887           | 26.930*                | 21.404        | 289.5  | 7              | <b>1'33.460</b>   | 26.197                              | 20.807                  | 25.475              | 20.981                  | 294.2               |        |       |
| 12                  | 1'36.270 *        | 28.260*                             | 21.126           | 25.776                 | 21.108        | 287.2  | 8              | <b>1'33.459</b>   | 26.189                              | 20.771                  | 25.449              | 21.050                  | 294.2               |        |       |
| 13                  | <b>1'32.746</b>   | 25.992                              | 20.710           | 25.305                 | 20.739        | 289.5  | 9              | <b>1'44.242</b>   | 34.068                              | 22.199                  | 26.550              | 21.425                  | 288.7               |        |       |
| 14                  | 1'33.189 P        | 26.082                              | 22.131           | 27.409                 | 17.567        | 284.2  | 10             | <b>1'32.859</b>   | 26.065                              | 20.753                  | 25.209              | 20.832                  | 292.6               |        |       |
|                     |                   |                                     |                  |                        |               |        | 11             | 1'36.581 P        | 28.061*                             | 22.368                  | 29.597              | 16.555                  | 192.5               |        |       |
| <b>Fastest Lap:</b> | Maverick VIÑALES  | Aprilia Racing Team                 | SPA              | <b>1'32.666</b>        | 25.897        | 20.764 | 25.234         | 20.771            | <b>Run # 2</b>                      | <b>Front Tyre</b>       | <b>Slick-Soft</b>   | <b>Rear Tyre</b>        | <b>Slick-Medium</b> |        |       |
|                     |                   |                                     |                  |                        |               |        |                |                   |                                     | <b>11 Laps at start</b> |                     | <b>11 Laps at start</b> |                     |        |       |
|                     |                   |                                     |                  |                        |               |        |                |                   | 12                                  | 1'49.240 *              | 35.727              | 22.380                  | 29.439*             | 21.694 | 218.1 |
|                     |                   |                                     |                  |                        |               |        |                |                   | 13                                  | <b>1'34.711</b>         | 26.528              | 21.485                  | 25.571              | 21.127 | 293.4 |

These data/results cannot be reproduced, stored and/or transmitted in whole or in part by any manner of electronic, mechanical, photocopying, recording, broadcasting or otherwise now known or herein after developed without the previous express consent by the copyright owner, except for reproduction in daily press and regular printed publications on sale to the public within 60 days of the event related to those data/results and always provided that copyright symbol appears together as follows below.  
© DORNA, 2021



# Free Practice Nr. 1

# MotoGP

| Lap                               | Lap Time        | T1                   | T2              | T3        | T4              | Speed  | Lap                               | Lap Time          | T1                  | T2                      | T3                  | T4               | Speed  |        |        |        |       |  |
|-----------------------------------|-----------------|----------------------|-----------------|-----------|-----------------|--------|-----------------------------------|-------------------|---------------------|-------------------------|---------------------|------------------|--------|--------|--------|--------|-------|--|
| PIT                               |                 |                      |                 |           |                 |        | PIT                               |                   |                     |                         |                     |                  |        |        |        |        |       |  |
| 26.080 20.909 30.634 18.720 249.4 |                 |                      |                 |           |                 |        | 32.959 31.557 38.564 20.824 201.1 |                   |                     |                         |                     |                  |        |        |        |        |       |  |
| <b>5th</b>                        | <b>42</b>       | <b>Alex RINS</b>     |                 |           |                 | SUZUKI | SPA                               | <b>7th</b>        | <b>20</b>           | <b>Fabio QUARTARARO</b> |                     |                  |        | YAMAHA | FRA    |        |       |  |
| Team SUZUKI ECSTAR                |                 |                      |                 |           |                 |        | Monster Energy Yamaha MotoGP      |                   |                     |                         |                     |                  |        |        |        |        |       |  |
| Runs=3 Total laps=19 Full laps=11 |                 |                      |                 |           |                 |        | Runs=2 Total laps=17 Full laps=10 |                   |                     |                         |                     |                  |        |        |        |        |       |  |
| Run #                             | 1               | Front Tyre           | Slick-Soft      | Rear Tyre | Slick-Medium    |        | Run #                             | 1                 | Front Tyre          | Slick-Soft              | Rear Tyre           | Slick-Medium     |        |        |        |        |       |  |
|                                   |                 |                      | New Tyre        |           | New Tyre        |        |                                   |                   |                     | New Tyre                |                     | New Tyre         |        |        |        |        |       |  |
| 1                                 | 2'05.266        | 35.184               | 23.438          | 27.710    | 21.963          | 286.4  | 1                                 | 3'04.915          | 35.692              | 23.596                  | 27.551              | 22.459           | 286.4  |        |        |        |       |  |
| 2                                 | <b>1'36.262</b> | 26.925               | 21.450          | 26.344    | 21.543          | 290.3  | 2                                 | <b>1'35.952</b>   | 26.916              | 21.737                  | 25.989              | 21.310           | 286.4  |        |        |        |       |  |
| 3                                 | <b>1'35.555</b> | 26.651               | 21.283          | 26.197    | 21.424          | 295.0  | 3                                 | 1'35.198 *        | 26.913 *            | 21.293                  | 25.816              | 21.176           | 286.4  |        |        |        |       |  |
| 4                                 | <b>1'34.062</b> | 26.251               | 20.947          | 25.834    | 21.030          | 295.0  | 4                                 | <b>1'33.886</b>   | 26.287              | 20.954                  | 25.725              | 20.920           | 286.4  |        |        |        |       |  |
| 5                                 | <b>1'33.501</b> | 26.090               | 20.884          | 25.538    | 20.989          | 291.8  | 5                                 | <b>1'33.599</b>   | 26.135              | 20.977                  | 25.570              | 20.917           | 288.0  |        |        |        |       |  |
| 6                                 | <b>1'33.161</b> | 26.065               | 20.779          | 25.420    | 20.897          | 291.8  | 6                                 | 1'38.742 *        | 26.139              | 21.034                  | 26.065 *            | 25.504           | 288.7  |        |        |        |       |  |
| 7                                 | <b>1'38.531</b> | 29.615               | 21.731          | 26.064    | 21.121          | 292.6  | 7                                 | <b>1'33.199</b>   | 26.013              | 20.957                  | 25.418              | 20.811           | 287.2  |        |        |        |       |  |
| 8                                 | <b>1'33.267</b> | 26.118               | 20.776          | 25.452    | 20.921          | 292.6  | 8                                 | <b>1'33.237</b>   | 25.891              | 20.820                  | 25.649              | 20.877           | 288.0  |        |        |        |       |  |
| 9                                 | 1'38.512 P      | 31.499 *             | 22.681          | 26.978    | 17.354          | 288.7  | 9                                 | <b>1'33.302</b>   | 25.963              | 20.927                  | 25.621              | 20.791           | 286.4  |        |        |        |       |  |
| Run #                             | 2               | Front Tyre           | Slick-Soft      | Rear Tyre | Slick-Medium    |        | Run #                             | 2                 | Front Tyre          | Slick-Soft              | Rear Tyre           | Slick-Medium     |        |        |        |        |       |  |
|                                   |                 |                      | 9 Laps at start |           | 9 Laps at start |        |                                   |                   |                     | 11 Laps at start        |                     | 11 Laps at start |        |        |        |        |       |  |
| 10                                | 1'46.875        | 35.700               | 22.039          | 26.518    | 22.618          | 281.9  | 12                                | 1'44.008          | 34.567              | 22.176                  | 25.982              | 21.283           | 287.2  |        |        |        |       |  |
| 11                                | <b>1'33.503</b> | 26.189               | 20.844          | 25.566    | 20.904          | 294.2  | 13                                | <b>1'33.308</b>   | 26.108              | 20.980                  | 25.399              | 20.821           | 288.0  |        |        |        |       |  |
| 12                                | <b>1'32.978</b> | 25.970               | 20.798          | 25.355    | 20.855          | 291.8  | 14                                | 1'33.024          | 25.970              | 20.813                  | 25.427              | 20.814           | 288.0  |        |        |        |       |  |
| 13                                | 1'32.885        | 25.923               | 20.803          | 25.273    | 20.886          | 293.4  | 15                                | 1'34.076 *        | 26.097              | 20.808                  | 25.451 *            | 21.720           | 288.0  |        |        |        |       |  |
| 14                                | 1'36.414 *      | 28.259 *             | 21.243          | 25.966    | 20.946          | 290.3  | 16                                | <b>1'33.259</b>   | 25.960              | 20.975                  | 25.465              | 20.859           | 288.7  |        |        |        |       |  |
| 15                                | 1'35.807 *      | 26.036               | 20.850          | 26.987 *  | 21.934          | 292.6  | PIT                               |                   |                     |                         |                     |                  | 26.127 | 20.886 | 25.628 | 17.302 | 288.0 |  |
| 16                                | 1'40.263 P      | 26.066               | 20.934          | 33.937 *  | 19.326          | 210.5  |                                   |                   |                     |                         |                     |                  |        |        |        |        |       |  |
| Run #                             | 3               | Front Tyre           | Wet-Soft        | Rear Tyre | Wet-Soft        |        |                                   |                   |                     |                         |                     |                  |        |        |        |        |       |  |
|                                   |                 |                      | New Tyre        |           | New Tyre        |        |                                   |                   |                     |                         |                     |                  |        |        |        |        |       |  |
| 17                                | 2'11.294        | 40.221               | 29.471          | 34.685    | 26.917          | 222.2  |                                   |                   |                     |                         |                     |                  |        |        |        |        |       |  |
| 18                                | <b>1'57.027</b> | 32.772               | 26.157          | 32.554    | 25.544          | 244.3  |                                   |                   |                     |                         |                     |                  |        |        |        |        |       |  |
| PIT                               |                 |                      |                 |           |                 |        |                                   |                   |                     |                         |                     |                  |        |        |        |        |       |  |
| 32.825 33.179 51.066 27.366 128.2 |                 |                      |                 |           |                 |        |                                   |                   |                     |                         |                     |                  |        |        |        |        |       |  |
| <b>6th</b>                        | <b>44</b>       | <b>PoI ESPARGARO</b> |                 |           |                 | HONDA  | SPA                               | <b>8th</b>        | <b>6</b>            | <b>Stefan BRADL</b>     |                     |                  |        | HONDA  | GER    |        |       |  |
| Repsol Honda Team                 |                 |                      |                 |           |                 |        | Repsol Honda Team                 |                   |                     |                         |                     |                  |        |        |        |        |       |  |
| Runs=3 Total laps=17 Full laps=10 |                 |                      |                 |           |                 |        | Runs=3 Total laps=12 Full laps=6  |                   |                     |                         |                     |                  |        |        |        |        |       |  |
| Run #                             | 1               | Front Tyre           | Slick-Soft      | Rear Tyre | Slick-Medium    |        | Run #                             | 1                 | Front Tyre          | Slick-Medium            | Rear Tyre           | Slick-Medium     |        |        |        |        |       |  |
|                                   |                 |                      | New Tyre        |           | New Tyre        |        |                                   |                   |                     | New Tyre                |                     | New Tyre         |        |        |        |        |       |  |
| 1                                 | 2'02.909        | 34.114               | 23.153          | 27.774    | 22.642          | 286.4  | 1                                 | 2'01.369          | 35.427              | 23.355                  | 29.064              | 22.809           | 279.7  |        |        |        |       |  |
| 2                                 | <b>1'39.354</b> | 27.643               | 21.886          | 28.059    | 21.766          | 262.1  | 2                                 | 1'33.663 P        | 27.990              | 21.631                  | 27.634              | 16.408           | 285.7  |        |        |        |       |  |
| 3                                 | <b>1'35.120</b> | 26.737               | 21.062          | 26.097    | 21.224          | 296.7  | <b>Run # 2</b>                    | <b>Front Tyre</b> | <b>Slick-Medium</b> | <b>Rear Tyre</b>        | <b>Slick-Medium</b> |                  |        |        |        |        |       |  |
| 4                                 | <b>1'34.188</b> | 26.475               | 21.012          | 25.713    | 20.988          | 294.2  |                                   |                   |                     | 2 Laps at start         |                     | 2 Laps at start  |        |        |        |        |       |  |
| 5                                 | <b>1'33.838</b> | 26.371               | 20.816          | 25.664    | 20.987          | 296.7  | 3                                 | 1'44.226          | 34.456              | 21.930                  | 26.421              | 21.419           | 292.6  |        |        |        |       |  |
| 6                                 | <b>1'33.726</b> | 26.224               | 20.828          | 25.682    | 20.992          | 295.8  | 4                                 | <b>1'34.450</b>   | 26.582              | 21.007                  | 25.692              | 21.169           | 295.8  |        |        |        |       |  |
| 7                                 | <b>1'37.828</b> | 28.660               | 21.958          | 26.036    | 21.174          | 295.8  | 5                                 | <b>1'34.004</b>   | 26.414              | 20.974                  | 25.520              | 21.096           | 293.4  |        |        |        |       |  |
| 8                                 | <b>1'33.466</b> | 26.130               | 21.010          | 25.428    | 20.898          | 296.7  | 6                                 | <b>1'33.417</b>   | 26.256              | 20.775                  | 25.482              | 20.904           | 292.6  |        |        |        |       |  |
| 9                                 | 1'38.032 P      | 29.330 *             | 23.828          | 27.623    | 17.251          | 284.2  | 7                                 | 1'33.134 P        | 27.674              | 21.673                  | 26.659              | 17.128           | 288.7  |        |        |        |       |  |
| Run #                             | 2               | Front Tyre           | Slick-Soft      | Rear Tyre | Slick-Medium    |        | Run #                             | 3                 | Front Tyre          | Slick-Medium            | Rear Tyre           | Slick-Medium     |        |        |        |        |       |  |
|                                   |                 |                      | 9 Laps at start |           | 9 Laps at start |        |                                   |                   |                     | 7 Laps at start         |                     | 7 Laps at start  |        |        |        |        |       |  |
| 10                                | 1'43.096        | 33.455               | 21.730          | 26.190    | 21.721          | 292.6  | 8                                 | 1'48.378          | 39.359              | 21.601                  | 26.074              | 21.344           | 288.7  |        |        |        |       |  |
| 11                                | <b>1'34.407</b> | 26.619               | 20.972          | 25.690    | 21.126          | 295.0  | 9                                 | <b>1'33.918</b>   | 26.469              | 20.948                  | 25.510              | 20.991           | 291.8  |        |        |        |       |  |
| 12                                | <b>1'33.280</b> | 26.101               | 20.754          | 25.602    | 20.823          | 297.5  | 10                                | <b>1'33.275</b>   | 26.133              | 20.816                  | 25.348              | 20.978           | 294.2  |        |        |        |       |  |
| 13                                | 1'33.019        | 25.964               | 20.588          | 25.490    | 20.977          | 295.8  | 11                                | 1'33.047          | 26.189              | 20.763                  | 25.282              | 20.813           | 293.4  |        |        |        |       |  |
| 14                                | 1'38.620 *      | 26.108               | 20.704          | 28.430 *  | 23.378          | 295.8  | PIT                               |                   |                     |                         |                     |                  | 29.957 | 21.620 | 26.611 | 17.434 | 288.7 |  |
| 15                                | 1'34.753 P      | 28.986 *             | 21.822          | 27.062    | 16.883          | 277.6  |                                   |                   |                     |                         |                     |                  |        |        |        |        |       |  |
| Run #                             | 3               | Front Tyre           | Wet-Soft        | Rear Tyre | Wet-Soft        |        |                                   |                   |                     |                         |                     |                  |        |        |        |        |       |  |
|                                   |                 |                      | New Tyre        |           | New Tyre        |        |                                   |                   |                     |                         |                     |                  |        |        |        |        |       |  |
| 16                                | 2'11.428 *      | 39.099               | 28.580          | 36.899 *  | 26.850          | 216.0  |                                   |                   |                     |                         |                     |                  |        |        |        |        |       |  |
| <b>9th</b>                        | <b>93</b>       | <b>Marc MARQUEZ</b>  |                 |           |                 | HONDA  | SPA                               |                   |                     |                         |                     |                  |        |        |        |        |       |  |
| Repsol Honda Team                 |                 |                      |                 |           |                 |        | Repsol Honda Team                 |                   |                     |                         |                     |                  |        |        |        |        |       |  |
| Runs=2 Total laps=15 Full laps=9  |                 |                      |                 |           |                 |        | Runs=2 Total laps=15 Full laps=9  |                   |                     |                         |                     |                  |        |        |        |        |       |  |
| Run #                             | 1               | Front Tyre           | Slick-Soft      | Rear Tyre | Slick-Medium    |        |                                   |                   |                     |                         |                     |                  |        |        |        |        |       |  |
|                                   |                 |                      | New Tyre        |           | New Tyre        |        |                                   |                   |                     |                         |                     |                  |        |        |        |        |       |  |
| 1                                 | 1'55.424        | 36.736               | 24.125          | 28.665    | 22.873          | 270.0  |                                   |                   |                     |                         |                     |                  |        |        |        |        |       |  |
| 2                                 | <b>1'37.724</b> | 27.513               | 21.996          | 26.596    | 21.619          | 288.0  |                                   |                   |                     |                         |                     |                  |        |        |        |        |       |  |

**Fastest Lap:** Maverick VIÑALES Aprilia Racing Team SPA **1'32.666** 25.897 20.764 25.234 20.771

These data/results cannot be reproduced, stored and/or transmitted in whole or in part by any manner of electronic, mechanical, photocopying, recording, broadcasting or otherwise now known or herein after developed without the previous express consent by the copyright owner, except for reproduction in daily press and regular printed publications on sale to the public within 60 days of the event related to those data/results and always provided that copyright symbol appears together as follows below.  
© DORNA, 2021





# Free Practice Nr. 1

MotoGP

| Lap   | Lap Time   | T1      | T2     | T3      | T4     | Speed | Lap   | Lap Time   | T1     | T2     | T3      | T4     | Speed |            |        |        |        |        |       |
|---|------------|---------|--------|---------|--------|-------|---|------------|--------|--------|---------|--------|-------|------------|--------|--------|--------|--------|-------|
| 3   | 1'35.038   | 26.710  | 21.198 | 25.979  | 21.151 | 287.2 | 12  | 1'37.183 P | 29.084 | 22.364 | 27.980  | 17.755 | 264.7 |            |        |        |        |        |       |
| 4   | 1'34.079   | 26.406  | 20.992 | 25.654  | 21.027 | 291.1 | <b>Run # 2</b> Front Tyre Slick-Soft Rear Tyre Slick-Medium   |            |        |        |         |        |       |            |        |        |        |        |       |
| 5   | 1'36.916   | 26.216  | 23.306 | 26.295  | 21.099 | 291.1 | 12 Laps at start 12 Laps at start                             |            |        |        |         |        |       |            |        |        |        |        |       |
| 6   | 1'33.100   | 25.991  | 20.854 | 25.443  | 20.812 | 294.2 | 13  | 1'46.722   | 35.720 | 22.441 | 27.461  | 21.100 | 287.2 |            |        |        |        |        |       |
| 7   | 1'35.424 P | 27.926  | 22.229 | 27.429  | 17.840 | 279.7 | 14  | 1'33.584   | 26.399 | 20.889 | 25.433  | 20.863 | 296.7 |            |        |        |        |        |       |
| <b>Run # 2</b> Front Tyre Slick-Soft Rear Tyre Slick-Medium   |            |         |        |         |        |       | PIT 26.667 27.360 35.915 21.388 178.2                         |            |        |        |         |        |       |            |        |        |        |        |       |
| 7 Laps at start 7 Laps at start                               |            |         |        |         |        |       | <b>12th 23 Enea BASTIANINI</b> DUCATI ITA                     |            |        |        |         |        |       |            |        |        |        |        |       |
| 8   | 1'45.555   | 34.836  | 22.368 | 26.847  | 21.504 | 290.3 | Avintia Sponsorama  |            |        |        |         |        |       |            |        |        |        |        |       |
| 9   | 1'35.679   | 26.779  | 21.087 | 26.480  | 21.333 | 291.1 | Runs=2 Total laps=12 Full laps=8                              |            |        |        |         |        |       |            |        |        |        |        |       |
| 10  | 1'33.963   | 26.259  | 20.843 | 25.827  | 21.034 | 293.4 | <b>Run # 1</b> Front Tyre Slick-Soft Rear Tyre Slick-Medium   |            |        |        |         |        |       |            |        |        |        |        |       |
| 11  | 1'33.503   | 26.200  | 20.714 | 25.710  | 20.879 | 293.4 | New Tyre New Tyre   |            |        |        |         |        |       |            |        |        |        |        |       |
| 12  | 1'35.078 * | 26.186  | 20.886 | 25.895* | 22.111 | 294.2 | 1   | 2'20.105   | 37.068 | 23.613 | 28.164  | 23.020 | 280.5 |            |        |        |        |        |       |
| 13  | 1'33.221   | 26.153  | 20.848 | 25.453  | 20.767 | 295.0 | 2   | 1'39.078   | 27.560 | 21.499 | 27.854  | 22.165 | 266.6 |            |        |        |        |        |       |
| 14  | 1'48.430 P | 35.952* | 24.544 | 29.024  | 18.910 | 240.0 | 3   | 1'35.432   | 26.798 | 21.141 | 26.243  | 21.250 | 291.1 |            |        |        |        |        |       |
| <b>Run # 3</b> Front Tyre Wet-Soft Rear Tyre Wet-Soft         |            |         |        |         |        |       | <b>Run # 2</b> Front Tyre Slick-Medium Rear Tyre Slick-Medium |            |        |        |         |        |       |            |        |        |        |        |       |
| New Tyre New Tyre   |            |         |        |         |        |       | New Tyre New Tyre   |            |        |        |         |        |       |            |        |        |        |        |       |
| 15  | 2'15.701   | 39.876  | 30.317 | 36.305  | 29.203 | 208.4 | 4   | 1'36.599   | 28.116 | 21.492 | 25.761  | 21.230 | 293.4 |            |        |        |        |        |       |
| <b>10th 41 Aleix ESPARGARO</b> APRILIA SPA                    |            |         |        |         |        |       | <b>13th 30 Takaaki NAKAGAMI</b> HONDA JPN                     |            |        |        |         |        |       |            |        |        |        |        |       |
| Aprilia Racing Team Gresini                                   |            |         |        |         |        |       | LCR Honda IDEMITSU  |            |        |        |         |        |       |            |        |        |        |        |       |
| Runs=3 Total laps=12 Full laps=5                              |            |         |        |         |        |       | Runs=2 Total laps=14 Full laps=8                              |            |        |        |         |        |       |            |        |        |        |        |       |
| <b>Run # 1</b> Front Tyre Slick-Soft Rear Tyre Slick-Medium   |            |         |        |         |        |       | <b>Run # 1</b> Front Tyre Slick-Soft Rear Tyre Slick-Medium   |            |        |        |         |        |       |            |        |        |        |        |       |
| New Tyre New Tyre   |            |         |        |         |        |       | New Tyre New Tyre   |            |        |        |         |        |       |            |        |        |        |        |       |
| 1   | 2'13.976   | 35.205  | 23.137 | 27.144  | 21.646 | 281.2 | 11  | 1'46.289   | 35.503 | 21.971 | 26.561  | 22.254 | 287.2 |            |        |        |        |        |       |
| 2   | 1'35.846   | 27.079  | 21.335 | 26.122  | 21.310 | 291.8 | PIT 29.861 21.690 26.188 16.981 288.0                         |            |        |        |         |        |       |            |        |        |        |        |       |
| 3   | 1'35.062 * | 26.450  | 21.048 | 26.020* | 21.544 | 294.2 | <b>13th 30 Takaaki NAKAGAMI</b> HONDA JPN                     |            |        |        |         |        |       |            |        |        |        |        |       |
| 4   | 1'34.077   | 26.325  | 20.966 | 25.882  | 20.904 | 291.1 | LCR Honda IDEMITSU  |            |        |        |         |        |       |            |        |        |        |        |       |
| 5   | 1'33.102   | 26.104  | 20.865 | 25.403  | 20.730 | 293.4 | Runs=2 Total laps=14 Full laps=8                              |            |        |        |         |        |       |            |        |        |        |        |       |
| 6   | 1'39.222 P | 31.195* | 21.929 | 27.514  | 18.584 | 276.2 | <b>Run # 1</b> Front Tyre Slick-Soft Rear Tyre Slick-Medium   |            |        |        |         |        |       |            |        |        |        |        |       |
| <b>Run # 2</b> Front Tyre Slick-Soft Rear Tyre Slick-Medium   |            |         |        |         |        |       | <b>Run # 2</b> Front Tyre Slick-Medium Rear Tyre Slick-Medium |            |        |        |         |        |       |            |        |        |        |        |       |
| 6 Laps at start 6 Laps at start                               |            |         |        |         |        |       | New Tyre New Tyre   |            |        |        |         |        |       |            |        |        |        |        |       |
| 7   | 1'47.267   | 37.659  | 21.969 | 26.378  | 21.261 | 288.7 | 10 Laps at start  |            |        |        |         |        |       |            |        |        |        |        |       |
| 8   | 1'36.681 * | 26.407  | 20.933 | 27.898* | 21.443 | 289.5 | 1   | 2'18.405   | 36.328 | 23.721 | 28.067  | 22.754 | 288.7 |            |        |        |        |        |       |
| 9   | 1'33.226   | 26.171  | 20.834 | 25.440  | 20.781 | 291.1 | 2   | 1'43.002   | 27.354 | 24.507 | 29.321  | 21.820 | 220.8 |            |        |        |        |        |       |
| 10  | 1'33.176   | 26.179  | 20.820 | 25.377  | 20.800 | 292.6 | 3   | 1'34.514   | 26.463 | 21.028 | 25.820  | 21.203 | 293.4 |            |        |        |        |        |       |
| 11  | 1'36.554 P | 27.564  | 22.840 | 27.498  | 18.652 | 264.7 | 4   | 1'34.632   | 26.290 | 20.997 | 26.215  | 21.130 | 283.4 |            |        |        |        |        |       |
| <b>Run # 3</b> Front Tyre Slick-Medium Rear Tyre Slick-Medium |            |         |        |         |        |       | 5   |            |        |        |         |        |       | 1'34.454   | 26.495 | 21.148 | 25.734 | 21.077 | 296.7 |
| New Tyre New Tyre   |            |         |        |         |        |       | 6   |            |        |        |         |        |       | 1'37.326   | 27.636 | 22.478 | 26.060 | 21.152 | 291.8 |
| PIT 39.226 40.238 50.149 29.934 155.6                         |            |         |        |         |        |       | 7   |            |        |        |         |        |       | 1'33.409   | 26.076 | 20.883 | 25.528 | 20.922 | 294.2 |
| <b>11th 5 Johann ZARCO</b> DUCATI FRA                         |            |         |        |         |        |       | 8   |            |        |        |         |        |       | 1'35.516 P | 28.111 | 21.356 | 27.222 | 18.827 | 279.7 |
| Pramac Racing   |            |         |        |         |        |       | <b>Run # 2</b> Front Tyre Slick-Soft Rear Tyre Slick-Medium   |            |        |        |         |        |       |            |        |        |        |        |       |
| Runs=2 Total laps=15 Full laps=10                             |            |         |        |         |        |       | 8 Laps at start 8 Laps at start                               |            |        |        |         |        |       |            |        |        |        |        |       |
| <b>Run # 1</b> Front Tyre Slick-Soft Rear Tyre Slick-Medium   |            |         |        |         |        |       | 9   |            |        |        |         |        |       | 1'46.276   | 34.648 | 23.003 | 26.640 | 21.985 | 286.4 |
| New Tyre New Tyre   |            |         |        |         |        |       | 10  |            |        |        |         |        |       | 1'34.454   | 26.577 | 21.043 | 25.737 | 21.097 | 292.6 |
| 1   | 2'12.943   | 35.502  | 23.322 | 27.042  | 21.682 | 288.7 | 11  | 1'33.854 * | 26.353 | 21.011 | 25.526* | 20.964 | 294.2 |            |        |        |        |        |       |
| 2   | 1'37.071   | 27.112  | 21.789 | 26.569  | 21.601 | 268.6 | 12  | 1'37.264   | 26.232 | 23.710 | 26.214  | 21.108 | 286.4 |            |        |        |        |        |       |
| 3   | 1'34.957   | 26.791  | 21.168 | 25.825  | 21.173 | 294.2 | 13  | 1'42.013 * | 26.003 | 20.816 | 26.990* | 28.204 | 293.4 |            |        |        |        |        |       |
| 4   | 1'34.601   | 26.549  | 20.986 | 26.002  | 21.064 | 295.8 | PIT 28.066 23.154 27.290 18.389 274.8                         |            |        |        |         |        |       |            |        |        |        |        |       |
| 5   | 1'33.425   | 26.259  | 20.953 | 25.468  | 20.745 | 297.5 | <b>14th 89 Jorge MARTIN</b> DUCATI SPA                        |            |        |        |         |        |       |            |        |        |        |        |       |
| 6   | 1'34.160   | 26.558  | 21.070 | 25.736  | 20.796 | 294.2 | Pramac Racing   |            |        |        |         |        |       |            |        |        |        |        |       |
| 7   | 1'33.389   | 26.296  | 20.850 | 25.385  | 20.858 | 298.3 | Runs=2 Total laps=13 Full laps=7                              |            |        |        |         |        |       |            |        |        |        |        |       |
| 8   | 1'33.728 * | 26.198  | 20.917 | 25.559* | 21.054 | 295.0 | <b>Run # 1</b> Front Tyre Slick-Soft Rear Tyre Slick-Medium   |            |        |        |         |        |       |            |        |        |        |        |       |
| 9   | 1'36.191   | 26.215  | 21.663 | 26.903  | 21.410 | 281.9 | New Tyre New Tyre   |            |        |        |         |        |       |            |        |        |        |        |       |
| 10  | 1'38.009   | 26.183  | 20.742 | 29.863  | 21.221 | 274.8 | 1   | 2'09.194   | 36.622 | 23.875 | 27.592  | 22.425 | 285.7 |            |        |        |        |        |       |
| 11  | 1'33.143   | 26.225  | 20.724 | 25.455  | 20.739 | 295.0 | 2   | 1'37.460   | 27.627 | 21.856 | 26.322  | 21.655 | 289.5 |            |        |        |        |        |       |

**Fastest Lap:** Maverick VIÑALES Aprilia Racing Team SPA 1'32.666 25.897 20.764 25.234 20.771

These data/results cannot be reproduced, stored and/or transmitted in whole or in part by any manner of electronic, mechanical, photocopying, recording, broadcasting or otherwise now known or herein after developed without the previous express consent by the copyright owner, except for reproduction in daily press and regular printed publications on sale to the public within 60 days of the event related to those data/results and always provided that copyright symbol appears together as follows below.  
© DORNA, 2021

Official MotoGP Timing by TISSOT  
www.motogp.com



# Free Practice Nr. 1

MotoGP

| Lap | Lap Time   | T1      | T2     | T3     | T4     | Speed | Lap | Lap Time   | T1     | T2     | T3      | T4     | Speed |
|-----|------------|---------|--------|--------|--------|-------|-----|------------|--------|--------|---------|--------|-------|
| 3   | 1'35.796   | 26.885  | 21.226 | 26.269 | 21.416 | 289.5 | 14  | 1'40.130 * | 28.414 | 21.580 | 28.555* | 21.581 | 254.7 |
| 4   | 1'39.830 * | 30.986* | 21.231 | 26.080 | 21.533 | 291.8 |     | PIT        | 26.027 | 25.635 | 40.466  | 24.285 | 157.6 |
| 5   | 1'33.996   | 26.431  | 20.925 | 25.543 | 21.097 | 295.0 |     |            |        |        |         |        |       |
| 6   | 1'36.056 P | 26.552  | 20.952 | 27.262 | 21.290 | 292.6 |     |            |        |        |         |        |       |

**15th 51 Michele PIRRO** DUCATI ITA  
Ducati Lenovo Team

Runs=3 Total laps=12 Full laps=7

| Run # | 1          | Front Tyre | Slick-Soft | Rear Tyre | Slick-Medium | Speed |
|-------|------------|------------|------------|-----------|--------------|-------|
|       |            |            | New Tyre   |           | New Tyre     |       |
| 1     | 2'14.747   | 36.713     | 23.006     | 27.063    | 21.607       | 273.4 |
| 2     | 1'35.476   | 27.142     | 21.239     | 25.902    | 21.193       | 288.7 |
| 3     | 1'37.742   | 27.260     | 22.650     | 26.664    | 21.168       | 286.4 |
| 4     | 1'33.727   | 26.373     | 20.891     | 25.605    | 20.858       | 293.4 |
| 5     | 1'33.973   | 26.251     | 20.810     | 25.734    | 21.178       | 288.7 |
| 6     | 1'33.982 P | 28.239     | 21.591     | 26.803    | 17.349       | 275.5 |

Runs=2 Total laps=15 Full laps=7

| Run # | 2          | Front Tyre | Slick-Soft | Rear Tyre | Slick-Medium | Speed |
|-------|------------|------------|------------|-----------|--------------|-------|
|       |            |            | New Tyre   |           | New Tyre     |       |
| 7     | 1'48.440   | 37.116     | 22.455     | 27.570    | 21.299       | 273.4 |
| 8     | 1'34.108   | 26.369     | 20.965     | 25.806    | 20.968       | 291.8 |
| 9     | 1'33.716   | 26.304     | 20.984     | 25.522    | 20.906       | 291.1 |
| 10    | 1'33.482   | 26.225     | 20.941     | 25.515    | 20.801       | 291.8 |
| 11    | 1'35.682 P | 27.524     | 23.124     | 27.593    | 17.441       | 262.7 |

**16th 21 Franco MORBIDELLI** YAMAHA ITA  
Monster Energy Yamaha MotoGP

Runs=2 Total laps=15 Full laps=7

| Run # | 1          | Front Tyre | Slick-Soft | Rear Tyre | Slick-Medium | Speed |
|-------|------------|------------|------------|-----------|--------------|-------|
|       |            |            | New Tyre   |           | New Tyre     |       |
| 1     | 3'00.859   | 38.636     | 24.224     | 28.072    | 22.566       | 278.3 |
| 2     | 1'37.299   | 27.139     | 21.922     | 26.587    | 21.651       | 283.4 |
| 3     | 1'35.909   | 26.780     | 21.708     | 26.034    | 21.387       | 286.4 |
| 4     | 1'34.937   | 26.312     | 21.504     | 25.919    | 21.202       | 285.7 |
| 5     | 1'34.234   | 26.101     | 21.271     | 25.820    | 21.042       | 285.7 |
| 6     | 1'33.958   | 26.054     | 21.221     | 25.648    | 21.035       | 286.4 |
| 7     | 1'45.681 * | 34.023*    | 22.426     | 27.780    | 21.452       | 254.7 |
| 8     | 1'33.570   | 26.054     | 21.004     | 25.598    | 20.914       | 286.4 |
| 9     | 1'40.806 * | 29.677*    | 22.473     | 27.164    | 21.492       | 271.3 |
| 10    | 1'38.365 * | 28.700*    | 21.968     | 26.423    | 21.274       | 282.7 |
| 11    | 1'31.725 P | 26.033     | 21.104     | 26.237    | 18.351       | 285.7 |

Runs=2 Total laps=15 Full laps=7

| Run # | 2        | Front Tyre | Slick-Soft | Rear Tyre | Slick-Medium | Speed |
|-------|----------|------------|------------|-----------|--------------|-------|
|       |          |            | New Tyre   |           | New Tyre     |       |
| 12    | 1'47.230 | 37.512     | 22.000     | 26.370    | 21.348       | 283.4 |
| 13    | 1'35.409 | 26.474     | 21.426     | 26.386    | 21.123       | 281.9 |

**17th 27 Iker LECUONA** KTM SPA  
Tech 3 KTM Factory Racing

Runs=2 Total laps=14 Full laps=8

| Run # | 1          | Front Tyre | Slick-Medium | Rear Tyre | Slick-Medium | Speed |
|-------|------------|------------|--------------|-----------|--------------|-------|
|       |            |            | New Tyre     |           | New Tyre     |       |
| 1     | 2'02.835   | 34.286     | 22.543       | 27.753    | 22.408       | 264.0 |
| 2     | 1'38.116   | 27.895     | 21.651       | 27.000    | 21.570       | 275.5 |
| 3     | 1'35.437   | 26.930     | 21.039       | 26.102    | 21.366       | 284.9 |
| 4     | 1'35.088   | 26.760     | 20.930       | 26.204    | 21.194       | 285.7 |
| 5     | 1'34.280   | 26.321     | 21.064       | 25.831    | 21.064       | 289.5 |
| 6     | 1'33.887   | 26.286     | 20.916       | 25.608    | 21.077       | 290.3 |
| 7     | 1'34.194   | 26.320     | 20.874       | 25.706    | 21.294       | 288.0 |
| 8     | 1'34.048 P | 30.321*    | 21.070       | 25.769*   | 16.888       | 288.0 |

Runs=2 Total laps=14 Full laps=9

| Run # | 2          | Front Tyre | Slick-Medium | Rear Tyre | Slick-Medium | Speed  |       |
|-------|------------|------------|--------------|-----------|--------------|--------|-------|
|       |            |            | New Tyre     |           | New Tyre     |        |       |
| 9     | 1'43.918   | 34.542     | 21.523       | 26.421    | 21.432       | 284.9  |       |
| 10    | 1'34.245 * | 26.323*    | 20.998       | 25.728    | 21.196       | 287.2  |       |
| 11    | 1'40.199 * | 26.373     | 21.830       | 27.660*   | 24.336       | 286.4  |       |
| 12    | 1'34.091   | 26.408     | 21.042       | 25.548    | 21.093       | 290.3  |       |
| 13    | 1'33.710   | 26.236     | 20.935       | 25.506    | 21.033       | 288.7  |       |
|       |            | PIT        | 28.946       | 22.531    | 27.711       | 18.128 | 281.2 |

**18th 73 Alex MARQUEZ** HONDA SPA  
LCR Honda CASTROL

Runs=2 Total laps=14 Full laps=9

| Run # | 1          | Front Tyre | Slick-Soft | Rear Tyre | Slick-Medium | Speed |
|-------|------------|------------|------------|-----------|--------------|-------|
|       |            |            | New Tyre   |           | New Tyre     |       |
| 1     | 2'02.663   | 35.449     | 23.474     | 28.465    | 23.363       | 285.7 |
| 2     | 1'38.164   | 27.762     | 21.815     | 26.648    | 21.939       | 288.0 |
| 3     | 1'36.203   | 26.840     | 21.568     | 26.316    | 21.479       | 291.8 |
| 4     | 1'35.074   | 26.650     | 21.325     | 25.805    | 21.294       | 295.8 |
| 5     | 1'34.640   | 26.609     | 21.141     | 25.748    | 21.142       | 295.0 |
| 6     | 1'33.766   | 26.128     | 21.022     | 25.490    | 21.126       | 295.0 |
| 7     | 1'34.980 * | 26.713*    | 21.095     | 25.825    | 21.347       | 294.2 |
| 8     | 1'35.791   | 26.363     | 20.962     | 27.289    | 21.177       | 246.5 |
| 9     | 1'34.552 P | 28.786*    | 21.662     | 26.742    | 17.362       | 282.7 |

**19th 46 Valentino ROSSI** YAMAHA ITA  
Petronas Yamaha SRT

Runs=2 Total laps=13 Full laps=7

| Run # | 1        | Front Tyre | Slick-Soft | Rear Tyre | Slick-Medium | Speed |
|-------|----------|------------|------------|-----------|--------------|-------|
|       |          |            | New Tyre   |           | New Tyre     |       |
| 1     | 2'20.499 | 36.609     | 24.093     | 28.102    | 22.465       | 278.3 |
| 2     | 1'37.760 | 27.574     | 22.042     | 26.511    | 21.633       | 284.9 |
| 3     | 1'35.870 | 26.778     | 21.454     | 26.168    | 21.470       | 288.0 |
| 4     | 1'35.600 | 26.950     | 21.328     | 26.200    | 21.122       | 284.9 |

**Fastest Lap:** Maverick VIÑALES Aprilia Racing Team SPA 1'32.666 25.897 20.764 25.234 20.771

These data/results cannot be reproduced, stored and/or transmitted in whole or in part by any manner of electronic, mechanical, photocopying, recording, broadcasting or otherwise now known or herein after developed without the previous express consent by the copyright owner, except for reproduction in daily press and regular printed publications on sale to the public within 60 days of the event related to those data/results and always provided that copyright symbol appears together as follows below.  
© DORNA, 2021



# Free Practice Nr. 1

# MotoGP

| Lap | Lap Time        | T1     | T2     | T3     | T4     | Speed | Lap | Lap Time        | T1     | T2     | T3     | T4     | Speed |
|-----|-----------------|--------|--------|--------|--------|-------|-----|-----------------|--------|--------|--------|--------|-------|
| 5   | <b>1'34.465</b> | 26.346 | 21.390 | 25.797 | 20.932 | 284.9 | 15  | <b>1'34.060</b> | 26.154 | 20.948 | 25.798 | 21.160 | 289.5 |
| 6   | 1'36.348 P      | 26.276 | 24.042 | 29.675 | 16.355 | 251.7 |     | PIT             | 33.715 | 21.250 | 28.471 | 18.424 | 249.4 |

**20th 9 Danilo PETRUCCI** KTM ITA  
Tech 3 KTM Factory Racing  
Runs=2 Total laps=15 Full laps=9

| Run # | 1               | Front Tyre | Slick-Medium | Rear Tyre | Slick-Medium | Speed        |
|-------|-----------------|------------|--------------|-----------|--------------|--------------|
|       |                 |            | New Tyre     | New Tyre  |              |              |
| 1     | 2'11.120        | 37.567     | 23.980       | 27.708    | 23.849       | 284.2        |
| 2     | <b>1'37.166</b> | 27.590     | 21.572       | 26.372    | 21.632       | 286.4        |
| 3     | 1'35.882 *      | 26.926     | 21.305       | 26.294*   | 21.357       | 287.2        |
| 4     | <b>1'35.461</b> | 26.665     | 21.144       | 26.311    | 21.341       | 281.9        |
| 5     | <b>1'35.140</b> | 26.640     | 21.222       | 25.966    | 21.312       | <b>288.7</b> |
| 6     | <b>1'34.769</b> | 26.459     | 21.053       | 25.978    | 21.279       | 288.7        |
| 7     | 1'41.568 *      | 28.371*    | 22.570       | 28.565    | 22.062       | 246.0        |
| 8     | <b>1'34.485</b> | 26.391     | 21.024       | 25.800    | 21.270       | 286.4        |
| 9     | 1'35.580 P      | 28.408*    | 22.560       | 27.565    | 17.047       | 262.1        |

**21st 33 Brad BINDER** KTM RSA  
Red Bull KTM Factory Racing  
Runs=2 Total laps=16 Full laps=9

| Run # | 1               | Front Tyre    | Slick-Medium | Rear Tyre | Slick-Hard | Speed        |
|-------|-----------------|---------------|--------------|-----------|------------|--------------|
|       |                 |               | New Tyre     | New Tyre  |            |              |
| 1     | 2'12.076        | 37.228        | 23.917       | 28.431    | 22.711     | 282.7        |
| 2     | <b>1'37.847</b> | 27.543        | 21.823       | 26.766    | 21.715     | 275.5        |
| 3     | <b>1'36.179</b> | 26.734        | 21.489       | 26.586    | 21.370     | 291.8        |
| 4     | <b>1'35.041</b> | 26.249        | 21.249       | 26.220    | 21.323     | 289.5        |
| 5     | <b>1'34.419</b> | 26.294        | 21.025       | 25.877    | 21.223     | <b>293.4</b> |
| 6     | 1'34.645 *      | 26.393        | 21.126       | 26.103*   | 21.023     | 291.1        |
| 7     | <b>1'40.337</b> | <b>26.003</b> | 26.441       | 26.631    | 21.262     | 288.7        |
| 8     | 1'33.435 P      | 26.082        | 23.818       | 26.256    | 17.279     | 286.4        |

**Fastest Lap:** Maverick VIÑALES Aprilia Racing Team SPA **1'32.666** 25.897 20.764 25.234 20.771

These data/results cannot be reproduced, stored and/or transmitted in whole or in part by any manner of electronic, mechanical, photocopying, recording, broadcasting or otherwise now known or herein after developed without the previous express consent by the copyright owner, except for reproduction in daily press and regular printed publications on sale to the public within 60 days of the event related to those data/results and always provided that copyright symbol appears together as follows below.  
© DORNA, 2021

Official MotoGP Timing by TISSOT  
www.motogp.com

Misano Adriatico, Friday, September 17, 2021 Page 5 of 6



**22nd 88 Miguel OLIVEIRA** KTM POR  
Red Bull KTM Factory Racing  
Runs=2 Total laps=14 Full laps=8

| Run # | 1               | Front Tyre    | Slick-Medium  | Rear Tyre     | Slick-Medium  | Speed        |
|-------|-----------------|---------------|---------------|---------------|---------------|--------------|
|       |                 |               | New Tyre      | New Tyre      |               |              |
| 1     | 2'30.774        | 37.709        | 23.739        | 28.469        | 23.028        | 282.7        |
| 2     | 1'38.104 *      | 27.773        | 21.892        | 26.632*       | 21.807        | 291.8        |
| 3     | <b>1'35.343</b> | 26.743        | 21.169        | 25.964        | 21.467        | 293.4        |
| 4     | <b>1'35.284</b> | 26.515        | 21.171        | 26.236        | 21.362        | <b>294.2</b> |
| 5     | <b>1'34.246</b> | 26.337        | 20.990        | 25.704        | 21.215        | 294.2        |
| 6     | <b>1'34.249</b> | <b>26.172</b> | 21.054        | 25.865        | 21.158        | 293.4        |
| 7     | <b>1'34.334</b> | 26.443        | 20.992        | 25.695        | 21.204        | 294.2        |
| 8     | <b>1'34.026</b> | 26.338        | <b>20.945</b> | <b>25.590</b> | <b>21.153</b> | 294.2        |
| 9     | 1'36.697 P      | 29.677*       | 22.276        | 27.472        | 17.272        | 279.0        |

**23rd 10 Luca MARINI** DUCATI ITA  
SKY VR46 Avintia  
Runs=2 Total laps=13 Full laps=8

| Run # | 1               | Front Tyre | Slick-Soft | Rear Tyre     | Slick-Medium | Speed        |
|-------|-----------------|------------|------------|---------------|--------------|--------------|
|       |                 |            | New Tyre   | New Tyre      |              |              |
| 1     | 2'20.358        | 36.455     | 23.834     | 28.244        | 22.665       | 272.0        |
| 2     | <b>1'37.680</b> | 27.476     | 21.864     | 26.648        | 21.692       | 289.5        |
| 3     | <b>1'36.008</b> | 26.782     | 21.277     | 26.323        | 21.626       | 290.3        |
| 4     | <b>1'36.417</b> | 27.541     | 21.401     | 26.168        | 21.307       | 291.8        |
| 5     | <b>1'34.476</b> | 26.411     | 21.105     | <b>25.795</b> | 21.165       | 291.1        |
| 6     | <b>1'39.439</b> | 26.452     | 24.232     | 27.090        | 21.665       | 285.7        |
| 7     | 1'31.493 P      | 26.277     | 21.012     | 25.982*       | 18.222       | <b>292.6</b> |

**24th 4 Andrea DOVIZIOSO** YAMAHA ITA  
Petronas Yamaha SRT  
Runs=2 Total laps=14 Full laps=10

| Run # | 1               | Front Tyre | Slick-Soft | Rear Tyre | Slick-Medium | Speed |
|-------|-----------------|------------|------------|-----------|--------------|-------|
|       |                 |            | New Tyre   | New Tyre  |              |       |
| 1     | 2'24.567        | 38.308     | 24.211     | 28.803    | 22.957       | 268.6 |
| 2     | <b>1'40.952</b> | 28.477     | 22.607     | 27.632    | 22.236       | 281.2 |
| 3     | <b>1'38.652</b> | 27.782     | 21.823     | 27.056    | 21.991       | 283.4 |
| 4     | <b>1'36.646</b> | 26.991     | 21.717     | 26.434    | 21.504       | 286.4 |
| 5     | <b>1'37.222</b> | 27.043     | 21.617     | 26.575    | 21.987       | 284.9 |

# Free Practice Nr. 1

MotoGP

| Lap   | Lap Time        | T1              | T2         | T3              | T4           | Speed | Lap | Lap Time | T1 | T2 | T3 | T4 | Speed |
|-------|-----------------|-----------------|------------|-----------------|--------------|-------|-----|----------|----|----|----|----|-------|
| 6     | <b>1'36.071</b> | 26.838          | 21.495     | 26.289          | 21.449       | 285.7 |     |          |    |    |    |    |       |
| 7     | 1'36.340 P      | 27.637          | 22.998     | 28.249          | 17.456       | 274.1 |     |          |    |    |    |    |       |
| Run # | 2               | Front Tyre      | Slick-Soft | Rear Tyre       | Slick-Medium |       |     |          |    |    |    |    |       |
|       |                 | 7 Laps at start |            | 7 Laps at start |              |       |     |          |    |    |    |    |       |
| 8     | 1'53.056        | 36.279          | 26.307     | 28.357          | 22.113       | 238.9 |     |          |    |    |    |    |       |
| 9     | <b>1'38.750</b> | 28.885          | 21.763     | 26.466          | 21.636       | 285.7 |     |          |    |    |    |    |       |
| 10    | <b>1'35.900</b> | 26.832          | 21.397     | 26.200          | 21.471       | 285.7 |     |          |    |    |    |    |       |
| 11    | <b>1'35.766</b> | 26.619          | 21.448     | 26.239          | 21.460       | 287.2 |     |          |    |    |    |    |       |
| 12    | <b>1'35.525</b> | 26.788          | 21.292     | 26.062          | 21.383       | 287.2 |     |          |    |    |    |    |       |
| 13    | <b>1'35.211</b> | 26.629          | 21.274     | 25.966          | 21.342       | 288.0 |     |          |    |    |    |    |       |
|       | PIT             | 26.682          | 23.539     | 29.738          | 17.819       | 275.5 |     |          |    |    |    |    |       |

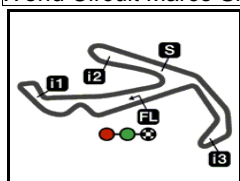
**Fastest Lap:** Maverick VIÑALES      Aprilia Racing Team      SPA      **1'32.666**      25.897      20.764      25.234      20.771

These data/results cannot be reproduced, stored and/or transmitted in whole or in part by any manner of electronic, mechanical, photocopying, recording, broadcasting or otherwise now known or herein after developed without the previous express consent by the copyright owner, except for reproduction in daily press and regular printed publications on sale to the public within 60 days of the event related to those data/results and always provided that copyright symbol appears together as follows below.  
© DORNA, 2021

Official MotoGP Timing by **TISSOT**  
www.motogp.com







4226 m.

## GP OCTO DI SAN MARINO E DELLA RIVIERA DI RIMINI

## Free Practice Nr. 1

## Best Partial Times

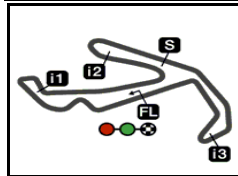
MotoGP™

*IT* Ideal Lap Time, sum of the best partial times*BT* Best Lap Time

| <i>T1</i> |                    | <i>T2</i>     |                     | <i>T3</i>     |                     | <i>T4</i>     |                     |               |     | <i>IT</i>           | <i>BT</i> |               |
|-----------|--------------------|---------------|---------------------|---------------|---------------------|---------------|---------------------|---------------|-----|---------------------|-----------|---------------|
| Pos       | Rider              | Time          | Rider               | Time          | Rider               | Time          | Rider               | Time          | Pos | Rider               |           |               |
| 1         | F.QUARTARARO       | 25.891        | P.ESPARGARO         | 20.588        | J.MILLER            | 25.209        | A.ESPARGARO         | 20.730        | 1   | <b>M.VIÑALES</b>    | 1'32.661  | 1'32.666 (1)  |
| 2         | <b>M.VIÑALES</b>   | <b>25.897</b> | <b>F.BAGNAIA</b>    | <b>20.697</b> | <b>F.BAGNAIA</b>    | <b>25.225</b> | <b>J.ZARCO</b>      | <b>20.739</b> | 2   | <b>J.MIR</b>        | 1'32.701  | 1'32.746 (2)  |
| 3         | A.RINS             | 25.923        | J.MIR               | 20.710        | M.VIÑALES           | 25.234        | J.MIR               | 20.739        | 3   | <b>F.BAGNAIA</b>    | 1'32.801  | 1'32.801 (3)  |
| 4         | <b>J.MIR</b>       | <b>25.947</b> | <b>M.MARQUEZ</b>    | <b>20.714</b> | <b>E.BASTIANINI</b> | <b>25.263</b> | <b>M.MARQUEZ</b>    | <b>20.767</b> | 4   | <b>P.ESPARGAR</b>   | 1'32.803  | 1'33.019 (6)  |
| 5         | P.ESPARGARO        | 25.964        | J.ZARCO             | 20.724        | A.RINS              | 25.273        | M.VIÑALES           | 20.771        | 5   | <b>A.RINS</b>       | 1'32.827  | 1'32.885 (5)  |
| 6         | <b>M.MARQUEZ</b>   | <b>25.991</b> | <b>J.MARTIN</b>     | <b>20.743</b> | <b>S.BRADL</b>      | <b>25.282</b> | <b>F.QUARTARARO</b> | <b>20.791</b> | 6   | <b>J.MILLER</b>     | 1'32.859  | 1'32.859 (4)  |
| 7         | T.NAKAGAMI         | 26.003        | J.MILLER            | 20.753        | J.MIR               | 25.305        | M.PIRRO             | 20.801        | 7   | <b>F.QUARTARAR</b>  | 1'32.889  | 1'33.024 (7)  |
| 8         | <b>B.BINDER</b>    | <b>26.003</b> | <b>M.VIÑALES</b>    | <b>20.759</b> | <b>A.ESPARGARO</b>  | <b>25.377</b> | <b>S.BRADL</b>      | <b>20.813</b> | 8   | <b>M.MARQUEZ</b>    | 1'32.915  | 1'33.100 (9)  |
| 9         | F.MORBIDELLI       | 26.027        | S.BRADL             | 20.763        | J.ZARCO             | 25.385        | P.ESPARGARO         | 20.823        | 9   | <b>S.BRADL</b>      | 1'32.991  | 1'33.047 (8)  |
| 10        | <b>F.BAGNAIA</b>   | <b>26.034</b> | <b>A.RINS</b>       | <b>20.776</b> | <b>F.QUARTARARO</b> | <b>25.399</b> | <b>J.MILLER</b>     | <b>20.832</b> | 10  | <b>J.ZARCO</b>      | 1'33.031  | 1'33.143 (11) |
| 11        | V.ROSSI            | 26.036        | F.QUARTARARO        | 20.808        | P.ESPARGARO         | 25.428        | F.BAGNAIA           | 20.845        | 10  | <b>A.ESPARGAR</b>   | 1'33.031  | 1'33.102 (10) |
| 12        | <b>J.MILLER</b>    | <b>26.065</b> | <b>M.PIRRO</b>      | <b>20.810</b> | <b>J.MARTIN</b>     | <b>25.442</b> | <b>A.RINS</b>       | <b>20.855</b> | 12  | <b>E.BASTIANINI</b> | 1'33.198  | 1'33.314 (12) |
| 13        | A.ESPARGARO        | 26.104        | E.BASTIANINI        | 20.816        | M.MARQUEZ           | 25.443        | V.ROSSI             | 20.871        | 13  | <b>T.NAKAGAMI</b>   | 1'33.269  | 1'33.409 (13) |
| 14        | <b>A.MARQUEZ</b>   | <b>26.128</b> | <b>T.NAKAGAMI</b>   | <b>20.816</b> | <b>A.MARQUEZ</b>    | <b>25.490</b> | <b>J.MARTIN</b>     | <b>20.874</b> | 14  | <b>M.PIRRO</b>      | 1'33.351  | 1'33.482 (15) |
| 15        | S.BRADL            | 26.133        | A.ESPARGARO         | 20.820        | I.LECUONA           | 25.506        | E.BASTIANINI        | 20.877        | 15  | <b>J.MARTIN</b>     | 1'33.415  | 1'33.451 (14) |
| 16        | <b>M.OLIVEIRA</b>  | <b>26.172</b> | <b>D.PETRUCCI</b>   | <b>20.837</b> | <b>M.PIRRO</b>      | <b>25.515</b> | <b>F.MORBIDELLI</b> | <b>20.914</b> | 16  | <b>F.MORBIDELLI</b> | 1'33.543  | 1'33.570 (16) |
| 17        | J.ZARCO            | 26.183        | I.LECUONA           | 20.874        | T.NAKAGAMI          | 25.528        | T.NAKAGAMI          | 20.922        | 17  | <b>V.ROSSI</b>      | 1'33.573  | 1'33.791 (19) |
| 18        | <b>L.MARINI</b>    | <b>26.218</b> | <b>L.MARINI</b>     | <b>20.941</b> | <b>M.OLIVEIRA</b>   | <b>25.590</b> | <b>B.BINDER</b>     | <b>20.993</b> | 18  | <b>B.BINDER</b>     | 1'33.596  | 1'34.022 (21) |
| 19        | M.PIRRO            | 26.225        | M.OLIVEIRA          | 20.945        | F.MORBIDELLI        | 25.598        | L.MARINI            | 21.005        | 19  | <b>I.LECUONA</b>    | 1'33.649  | 1'33.710 (17) |
| 20        | <b>I.LECUONA</b>   | <b>26.236</b> | <b>B.BINDER</b>     | <b>20.947</b> | <b>V.ROSSI</b>      | <b>25.626</b> | <b>I.LECUONA</b>    | <b>21.033</b> | 20  | <b>A.MARQUEZ</b>    | 1'33.669  | 1'33.766 (18) |
| 21        | E.BASTIANINI       | 26.242        | A.MARQUEZ           | 20.962        | B.BINDER            | 25.653        | A.MARQUEZ           | 21.089        | 21  | <b>M.OLIVEIRA</b>   | 1'33.860  | 1'34.026 (22) |
| 22        | <b>D.PETRUCCI</b>  | <b>26.260</b> | <b>F.MORBIDELLI</b> | <b>21.004</b> | <b>D.PETRUCCI</b>   | <b>25.733</b> | <b>D.PETRUCCI</b>   | <b>21.120</b> | 22  | <b>D.PETRUCCI</b>   | 1'33.950  | 1'33.950 (20) |
| 23        | J.MARTIN           | 26.356        | V.ROSSI             | 21.040        | L.MARINI            | 25.795        | M.OLIVEIRA          | 21.153        | 23  | <b>L.MARINI</b>     | 1'33.959  | 1'34.037 (23) |
| 24        | <b>A.DOVIZIOSO</b> | <b>26.619</b> | <b>A.DOVIZIOSO</b>  | <b>21.274</b> | <b>A.DOVIZIOSO</b>  | <b>25.966</b> | <b>A.DOVIZIOSO</b>  | <b>21.342</b> | 24  | <b>A.DOVIZIOSO</b>  | 1'35.201  | 1'35.211 (24) |

These data/results cannot be reproduced, stored and/or transmitted in whole or in part by any manner of electronic, mechanical, photocopying, recording, broadcasting or otherwise now known or herein after developed without the previous express consent by the copyright owner, except for reproduction in daily press and regular printed publications on sale to the public within 60 days of the event related to those data/results and always provided that copyright symbol appears together as follows below.  
© DORNA, 2021





4226 m.

**GP OCTO DI SAN MARINO E DELLA RIVIERA DI RIMINI****Free Practice Nr. 1****Fastest Laps Sequence**

| <i>Practice Time</i> |  <i>Rider</i> | <i>Nation</i> | <i>Motorcycle</i> | <i>Time</i> | <i>Km/h</i> | <i>Rider's Lap</i> |
|----------------------|--|---------------|-------------------|-------------|-------------|--------------------|
| 3'33.148             | 93 Marc MARQUEZ  | SPA           | HONDA             | 1'37.724    | 155.6       | 2                  |
| 3'41.528             | 42 Alex RINS   | SPA           | SUZUKI            | 1'36.262    | 158.0       | 2                  |
| 3'49.822             | 41 Aleix ESPARGARO   | SPA           | APRILIA           | 1'35.846    | 158.7       | 2                  |
| 3'50.223             | 51 Michele PIRRO   | ITA           | DUCATI            | 1'35.476    | 159.3       | 2                  |
| 5'08.186             | 93 Marc MARQUEZ  | SPA           | HONDA             | 1'35.038    | 160.0       | 3                  |
| 5'24.971             | 5 Johann ZARCO   | FRA           | DUCATI            | 1'34.957    | 160.2       | 3                  |
| 5'35.184             | 43 Jack MILLER   | AUS           | DUCATI            | 1'34.628    | 160.7       | 3                  |
| 5'35.921             | 30 Takaaki NAKAGAMI  | JPN           | HONDA             | 1'34.514    | 160.9       | 3                  |
| 6'42.265             | 93 Marc MARQUEZ  | SPA           | HONDA             | 1'34.079    | 161.7       | 4                  |
| 6'51.145             | 42 Alex RINS   | SPA           | SUZUKI            | 1'34.062    | 161.7       | 4                  |
| 6'57.961             | 12 Maverick VIÑALES  | SPA           | APRILIA           | 1'33.854    | 162.0       | 4                  |
| 7'01.692             | 51 Michele PIRRO   | ITA           | DUCATI            | 1'33.727    | 162.3       | 4                  |
| 8'18.118             | 36 Joan MIR  | SPA           | SUZUKI            | 1'33.721    | 162.3       | 5                  |
| 8'24.646             | 42 Alex RINS   | SPA           | SUZUKI            | 1'33.501    | 162.7       | 5                  |
| 8'31.241             | 12 Maverick VIÑALES  | SPA           | APRILIA           | 1'33.280    | 163.0       | 5                  |
| 8'32.063             | 41 Aleix ESPARGARO   | SPA           | APRILIA           | 1'33.102    | 163.4       | 5                  |
| 9'52.281             | 93 Marc MARQUEZ  | SPA           | HONDA             | 1'33.100    | 163.4       | 6                  |
| 11'38.857            | 12 Maverick VIÑALES  | SPA           | APRILIA           | 1'32.966    | 163.6       | 7                  |
| 14'13.989            | 63 Francesco BAGNAIA   | ITA           | DUCATI            | 1'32.801    | 163.9       | 8                  |
| 26'59.473            | 36 Joan MIR  | SPA           | SUZUKI            | 1'32.746    | 164.0       | 13                 |
| 29'14.729            | 12 Maverick VIÑALES  | SPA           | APRILIA           | 1'32.666    | 164.1       | 15                 |

These data/results cannot be reproduced, stored and/or transmitted in whole or in part by any manner of electronic, mechanical, photocopying, recording, broadcasting or otherwise now known or herein after developed without the previous express consent by the copyright owner, except for reproduction in daily press and regular printed publications on sale to the public within 60 days of the event related to those data/results and always provided that copyright symbol appears together as follows below.

© DORNA, 2021

