

RED BULL GRAND PRIX OF THE AMERICAS
Free Practice Nr. 3
Classification

10

		Rider	Nation	Team	Motorcycle	Time	Lap Total	Gap	Top Speed
1	25	Raul FERNANDEZ	SPA	Red Bull KTM Ajo	KALEX	2'09.258	13 14		282.7
2	87	Remy GARDNER	AUS	Red Bull KTM Ajo	KALEX	2'09.319	13 14	0.061 0.061	285.7
3	21	Fabio DI GIANNANTONIO	ITA	Federal Oil Gresini Moto2	KALEX	2'09.733	12 14	0.475 0.414	278.3
4	79	Ai OGURA	JPN	IDEMITSU Honda Team Asia	KALEX	2'09.823	11 14	0.565 0.090	283.4
5	37	Augusto FERNANDEZ	SPA	Elf Marc VDS Racing Team	KALEX	2'09.862	14 16	0.604 0.039	284.2
6	22	Sam LOWES	GBR	Elf Marc VDS Racing Team	KALEX	2'09.969	11 15	0.711 0.107	283.4
7	6	Cameron BEAUBIER	USA	American Racing	KALEX	2'09.982	12 15	0.724 0.013	284.9
8	72	Marco BEZZECCHI	ITA	SKY Racing Team VR46	KALEX	2'09.987	13 15	0.729 0.005	284.2
9	44	Aron CANET	SPA	Inde Aspar Team	BOSCOSCURO	2'10.214	6 6	0.956 0.227	282.7
10	75	Albert ARENAS	SPA	Inde Aspar Team	BOSCOSCURO	2'10.232	12 15	0.974 0.018	282.7
11	9	Jorge NAVARRO	SPA	MB Conveyors Speed Up	BOSCOSCURO	2'10.266	13 13	1.008 0.034	283.4
12	24	Simone CORSI	ITA	MV Agusta Forward Racing	MV AGUSTA	2'10.432	10 14	1.174 0.166	279.0
13	96	Jake DIXON	GBR	Petronas Sprinta Racing	KALEX	2'10.451	10 13	1.193 0.019	286.4
14	97	Xavi VIERGE	SPA	Petronas Sprinta Racing	KALEX	2'10.462	8 11	1.204 0.011	284.2
15	12	Thomas LUTHI	SWI	Pertamina Mandalika SAG Team	KALEX	2'10.470	9 13	1.212 0.008	281.9
16	23	Marcel SCHROTTER	GER	Liqui Moly Intact GP	KALEX	2'10.520	11 13	1.262 0.050	281.9
17	42	Marcos RAMIREZ	SPA	American Racing	KALEX	2'10.522	14 14	1.264 0.002	291.1
18	14	Tony ARBOLINO	ITA	Liqui Moly Intact GP	KALEX	2'10.656	6 11	1.398 0.134	284.2
19	64	Bo BENDSNEYDER	NED	Pertamina Mandalika SAG Team	KALEX	2'10.685	15 15	1.427 0.029	279.7
20	13	Celestino VIETTI	ITA	SKY Racing Team VR46	KALEX	2'10.835	6 14	1.577 0.150	282.7
21	40	Hector GARZO	SPA	Flexbox HP40	KALEX	2'10.871	12 14	1.613 0.036	287.2
22	11	Nicolò BULEGA	ITA	Federal Oil Gresini Moto2	KALEX	2'10.913	11 12	1.655 0.042	281.9
23	55	Hafizh SYAHRIN	MAL	NTS RW Racing GP	NTS	2'11.042	15 15	1.784 0.129	281.9
24	35	Somkiat CHANTRA	THA	IDEMITSU Honda Team Asia	KALEX	2'11.096	6 15	1.838 0.054	281.9
25	16	Joe ROBERTS	USA	Italtrans Racing Team	KALEX	2'11.163	12 14	1.905 0.067	280.5
26	54	Fermín ALDEGUER	SPA	MB Conveyors Speed Up	BOSCOSCURO	2'11.164	9 12	1.906 0.001	283.4
27	62	Stefano MANZI	ITA	Flexbox HP40	KALEX	2'11.501	5 14	2.243 0.337	286.4
28	70	Barry BALTUS	BEL	NTS RW Racing GP	NTS	2'11.514	6 16	2.256 0.013	279.7
29	7	Lorenzo BALDASSARRI	ITA	MV Agusta Forward Racing	MV AGUSTA	2'11.600	10 13	2.342 0.086	281.2
30	45	Tetsuta NAGASHIMA	JPN	Italtrans Racing Team	KALEX	2'11.714	15 15	2.456 0.114	284.2

Practice condition: **Dry**
 Air: 25°
 Humidity: 81%
 Ground: 31°

Fastest Lap:	Lap: 13	Raul FERNANDEZ	2'09.258	153.5 Km/h
Best Race Lap:	2017	Franco MORBIDELLI	2'09.948	152.7 Km/h
All Time Lap Record:	2016	Alex RINS	2'08.850	154.0 Km/h

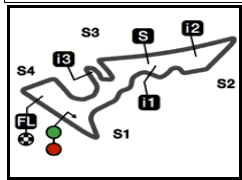
The results are provisional until the end of the limit for protest and appeals.

Time limit for protest expires 30' after publication of the results - Time:

These data/results cannot be reproduced, stored and/or transmitted in whole or in part by any manner of electronic, mechanical, photocopying, recording, broadcasting or otherwise now known or herein after developed without the previous express consent by the copyright owner, except for reproduction in daily press and regular printed publications on sale to the public within 60 days of the event related to those data/results and always provided that copyright symbol appears together as follows below.

© DORNA, 2021






5513 m.

RED BULL GRAND PRIX OF THE AMERICAS

Free Practice Nr. 3

Combined Free Practice Times

11

	Rider	Nation	Team	MOTORCYCLE	FP1	FP2	FP3	Gap
1	25 R.FERNANDEZ	SPA	Red Bull KTM Ajo	KALEX	2'13.589	13 2'09.880	12 2'09.258	13
2	87 R.GARDNER	AUS	Red Bull KTM Ajo	KALEX	2'14.521	13 2'10.079	9 2'09.319	13 0.061 0.061
3	21 F.DI GIANNANTO	ITA	Federal Oil Gresini Moto2	KALEX	2'14.654	13 2'11.264	13 2'09.733	12 0.475 0.414
4	79 A.OGURA	JPN	IDEMITSU Honda Team Asia	KALEX	2'16.198	12 2'11.210	13 2'09.823	11 0.565 0.090
5	37 A.FERNANDEZ	SPA	Elf Marc VDS Racing Team	KALEX	2'14.190	14 2'10.773	11 2'09.862	14 0.604 0.039
6	22 S.LOWES	GBR	Elf Marc VDS Racing Team	KALEX	2'14.704	13 2'10.534	12 2'09.969	11 0.711 0.107
7	6 C.BEAUBIER	USA	American Racing	KALEX	2'14.338	13 2'11.255	13 2'09.982	12 0.724 0.013
8	72 M.BEZZECCHI	ITA	SKY Racing Team VR46	KALEX	2'15.145	13 2'11.026	12 2'09.987	13 0.729 0.005
9	44 A.CANET	SPA	Inde Aspar Team	BOSCOSCURO	2'14.505	10 2'10.709	10 2'10.214	6 0.956 0.227
10	75 A.ARENAS	SPA	Inde Aspar Team	BOSCOSCURO	2'14.594	13 2'11.439	11 2'10.232	12 0.974 0.018
11	9 J.NAVARRO	SPA	MB Conveyors Speed Up	BOSCOSCURO	2'15.776	5 2'12.085	3 2'10.266	13 1.008 0.034
12	24 S.CORSI	ITA	MV Agusta Forward Racing	MV AGUSTA	2'16.138	12 2'10.838	13 2'10.432	10 1.174 0.166
13	96 J.DIXON	GBR	Petronas Sprinta Racing	KALEX	2'14.212	11 2'10.975	14 2'10.451	10 1.193 0.019
14	97 X.VIERGE	SPA	Petronas Sprinta Racing	KALEX	2'15.100	11 2'11.176	12 2'10.462	8 1.204 0.011
15	12 T.LUTHI	SWI	Pertamina Mandalika SAG Team	KALEX	2'15.189	11 2'11.505	9 2'10.470	9 1.212 0.008
16	23 M.SCHROTTER	GER	Liqui Moly Intact GP	KALEX	2'13.826	9 2'11.032	13 2'10.520	11 1.262 0.050
17	42 M.RAMIREZ	SPA	American Racing	KALEX	2'13.800	15 2'11.140	9 2'10.522	14 1.264 0.002
18	14 T.ARBOLINO	ITA	Liqui Moly Intact GP	KALEX	2'14.370	14 2'10.673	13 2'10.656	6 1.398 0.134
19	64 B.BENDSNEYDE	NED	Pertamina Mandalika SAG Team	KALEX	2'13.786	11 2'11.302	8 2'10.685	15 1.427 0.029
20	13 C.VIETTI	ITA	SKY Racing Team VR46	KALEX	2'16.593	13 2'12.624	7 2'10.835	6 1.577 0.150
21	40 H.GARZO	SPA	Flexbox HP40	KALEX	2'17.752	13 2'13.007	10 2'10.871	12 1.613 0.036
22	11 N.BULEGA	ITA	Federal Oil Gresini Moto2	KALEX	2'14.832	14 2'11.836	11 2'10.913	11 1.655 0.042
23	55 H.SYHRIN	MAL	NTS RW Racing GP	NTS	2'14.453	11 2'11.467	12 2'11.042	15 1.784 0.129
24	35 S.CHANTRA	THA	IDEMITSU Honda Team Asia	KALEX	2'14.867	15 2'11.391	15 2'11.096	6 1.838 0.054
25	16 J.ROBERTS	USA	Italtrans Racing Team	KALEX	2'15.826	10 2'11.615	13 2'11.163	12 1.905 0.067
26	54 F.ALDEGUER	SPA	MB Conveyors Speed Up	BOSCOSCURO	2'15.924	12 2'11.983	10 2'11.164	9 1.906 0.001
27	62 S.MANZI	ITA	Flexbox HP40	KALEX			2'11.501	5 2.243 0.337
28	70 B.BALTUS	BEL	NTS RW Racing GP	NTS	2'15.340	13 2'11.774	12 2'11.514	6 2.256 0.013
29	7 L.BALDASSARRI	ITA	MV Agusta Forward Racing	MV AGUSTA	2'15.325	14 2'12.135	13 2'11.600	10 2.342 0.086
30	45 T.NAGASHIMA	JPN	Italtrans Racing Team	KALEX	2'15.984	11 2'12.844	8 2'11.714	15 2.456 0.114

Pole Position Record:	2016	Alex RINS	2'08.850	154.0 Km/h
Best Race Lap:	2017	Franco MORBIDELLI	2'09.948	152.7 Km/h
All Time Lap Record:	2016	Alex RINS	2'08.850	154.0 Km/h

The results are provisional until the end of the limit for protest and appeals.

Time limit for protest expires 60' after publication of the results - Time:

These data/results cannot be reproduced, stored and/or transmitted in whole or in part by any manner of electronic, mechanical, photocopying, recording, broadcasting or otherwise now known or herein after developed without the previous express consent by the copyright owner, except for reproduction in daily press and regular printed publications on sale to the public within 60 days of the event related to those data/results and always provided that copyright symbol appears together as follows below.

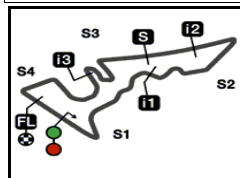
© DORNA, 2021

Official MotoGP Timing by TISSOT
www.motogp.com

Austin, Saturday, October 02, 2021







5513 m.

RED BULL GRAND PRIX OF THE AMERICAS**Free Practice Nr. 3****Top Speed & Average****12**

Rider	Nation	Motorcycle	Top 5 speeds					Average	Top
42 Marcos RAMIREZ	SPA	KALEX	291.1	285.7	284.2	283.4	282.7	285.0	291.1
40 Hector GARZO	SPA	KALEX	287.2	286.4	286.4	286.4	284.9	285.8	287.2
62 Stefano MANZI	ITA	KALEX	286.4	283.4	283.4	282.7	281.9	283.6	286.4
96 Jake DIXON	GBR	KALEX	286.4	285.7	281.2	280.5	279.7	282.7	286.4
87 Remy GARDNER	AUS	KALEX	285.7	281.9	281.9	281.9	281.9	282.7	285.7
6 Cameron BEAUBIER	USA	KALEX	284.9	283.4	281.2	280.5	280.5	282.1	284.9
14 Tony ARBOLINO	ITA	KALEX	284.2	283.4	282.7	281.2	281.2	282.2	284.2
37 Augusto FERNANDEZ	SPA	KALEX	284.2	284.2	282.7	282.7	282.7	283.3	284.2
45 Tetsuta NAGASHIMA	JPN	KALEX	284.2	283.4	281.2	279.7	279.7	281.6	284.2
72 Marco BEZZECCHI	ITA	KALEX	284.2	284.2	279.7	279.0	279.0	280.9	284.2
97 Xavi VIERGE	SPA	KALEX	284.2	283.4	282.7	280.5	279.7	282.1	284.2
9 Jorge NAVARRO	SPA	BOSCOSCURO	283.4	280.5	279.7	279.7	279.7	280.3	283.4
22 Sam LOWES	GBR	KALEX	283.4	281.9	281.9	281.2	281.2	281.9	283.4
54 Fermín ALDEGUER	SPA	BOSCOSCURO	283.4	281.9	281.9	280.5	279.7	281.5	283.4
79 Ai OGURA	JPN	KALEX	283.4	282.7	281.9	281.9	281.9	282.3	283.4
13 Celestino VIETTI	ITA	KALEX	282.7	281.9	280.5	280.5	280.5	281.0	282.7
25 Raul FERNANDEZ	SPA	KALEX	282.7	282.7	282.7	282.7	282.7	282.7	282.7
44 Aron CANET	SPA	BOSCOSCURO	282.7	278.3	276.9	276.2	274.8	277.8	282.7
75 Albert ARENAS	SPA	BOSCOSCURO	282.7	281.2	281.2	280.5	280.5	281.2	282.7
11 Nicolò BULEGA	ITA	KALEX	281.9	281.2	279.7	279.7	279.7	280.4	281.9
12 Thomas LUTHI	SWI	KALEX	281.9	281.2	281.2	280.5	280.5	281.0	281.9
23 Marcel SCHROTTER	GER	KALEX	281.9	281.2	281.2	280.5	280.5	280.9	281.9
35 Somkiat CHANTRA	THA	KALEX	281.9	281.2	280.5	279.7	279.7	280.5	281.9
55 Hafizh SYAHRIN	MAL	NTS	281.9	279.0	279.0	278.3	278.3	279.0	281.9
7 Lorenzo BALDASSARRI	ITA	MV AGUSTA	281.2	279.0	278.3	276.9	276.2	277.7	281.2
16 Joe ROBERTS	USA	KALEX	280.5	280.5	279.0	278.3	278.3	279.2	280.5
64 Bo BENDSNEYDER	NED	KALEX	279.7	279.0	279.0	278.3	277.6	278.4	279.7
70 Barry BALTUS	BEL	NTS	279.7	278.3	278.3	277.6	276.9	278.2	279.7
24 Simone CORSI	ITA	MV AGUSTA	279.0	278.3	277.6	276.2	274.8	276.0	279.0
21 Fabio DI GIANNANTONIO	ITA	KALEX	278.3	278.3	277.6	276.9	276.9	277.5	278.3

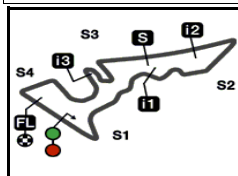
These data/results cannot be reproduced, stored and/or transmitted in whole or in part by any manner of electronic, mechanical, photocopying, recording, broadcasting or otherwise now known or herein after developed without the previous express consent by the copyright owner, except for reproduction in daily press and regular printed publications on sale to the public within 60 days of the event related to those data/results and always provided that copyright symbol appears together as follows below.

© DORNA, 2021

Official MotoGP Timing by TISSOT
www.motogp.com

Austin, Saturday, October 02, 2021





5513 m.

RED BULL GRAND PRIX OF THE AMERICAS

Free Practice Nr. 3

Chronological Analysis of Performances

13

* Lap / Sector time cancelled

T1 Time from finish line to 1st intermediate

T3 Time from 2nd intermed. to 3rd intermed.

P Crossing the finish line in pit lane

T2 Time from 1st intermed. to 2nd intermed.

T4 Time from 3rd intermediate to finish line

Lap	Lap Time	T1	T2	T3	T4	Speed	Lap	Lap Time	T1	T2	T3	T4	Speed	
1st	25	Raul FERNANDEZ Red Bull KTM Ajo SPA						11	2'09.924	36.680	31.847	32.197	29.200	277.6
		Runs=1	Total laps=14	Full laps=10			12	2'09.733	36.533	31.768	32.205	29.227	278.3	
1	3'20.664	41.090	35.729	34.169	30.263	279.7	13	2'20.626 *	44.471*	33.628	32.924	29.604	276.9	
2	2'11.589	37.403	32.221	32.576	29.389	282.7	14	2'10.462	36.828	31.891	32.408	29.335	278.3	
3	2'21.416	41.434	36.423	33.705	29.854	272.0								
4	2'10.754	37.189	31.948	32.365	29.252	281.9	4th	79	Ai OGURA IDEMITSU Honda Te JPN					
5	2'10.465	37.082	31.908	32.195	29.280	282.7			Runs=1	Total laps=14	Full laps=8			
6	2'10.206	36.819	31.866	32.372	29.149	282.7	1	3'09.316	41.176	34.212	34.114	30.398	279.0	
7	2'10.608	36.906	32.152	32.256	29.294	282.7	2	2'13.019	38.038	32.556	32.850	29.575	279.7	
8	2'10.971	36.977	32.118	32.335	29.541	282.7	3	2'15.064	37.672	32.336	32.623	32.433	280.5	
9	2'23.257 *	43.561*	34.779	34.519	30.394	277.6	4	2'12.232	37.603	32.071	33.088	29.470	282.7	
10	2'14.561 P	37.094	32.068	32.393	33.006	281.9	5	2'10.704	37.024	31.979	32.438	29.263	281.9	
11	11'41.810	40.188	33.336	32.936	29.307	279.0	6	2'13.921	37.116	32.258	32.756	31.791	280.5	
12	2'09.824	37.002	31.664	32.090	29.068	281.9	7	2'11.090 *	36.957	32.152*	32.537	29.444	283.4	
13	2'09.258	36.483	31.723	32.073	28.979	281.2	8	2'37.653 P	46.021*	37.983	34.760	38.882	278.3	
14	2'18.190	40.603	32.896	33.927	30.764	281.2	9	10'57.496 *	37.035	34.439*	33.341	29.440	278.3	
							10	2'10.814 *	37.385	31.917*	32.400	29.112	280.5	
2nd	87	Remy GARDNER Red Bull KTM Ajo AUS						11	2'09.823	36.655	31.772	32.239	29.157	281.9
		Runs=1	Total laps=14	Full laps=9			12	2'11.931	36.657	33.609	32.449	29.216	281.9	
1	3'14.565	45.808	34.558	33.813	30.398	275.5	13	2'17.203 *	38.66*	36.466*	32.677	29.399	281.2	
2	2'18.628	37.562	32.037	39.141	29.888	285.7	14	2'10.464	36.878	32.001	32.318	29.267	281.9	
3	2'11.009 *	36.991	32.142*	32.676	29.200	281.9								
4	2'10.619	37.114	31.970	32.435	29.100	281.9	5th	37	Augusto FERNAND Elf Marc VDS Racing SPA					
5	2'11.423	37.163	32.519	32.517	29.224	280.5			Runs=1	Total laps=16	Full laps=12			
6	2'10.747	36.904	31.942	32.695	29.206	281.9	1	3'11.609	42.147	33.503	33.162	38.672	280.5	
7	2'10.793	36.841	32.174	32.702	29.076	281.9	2	2'12.752	38.093	32.563	32.528	29.568	281.9	
8	2'19.796	36.695	32.739	37.646	32.716	278.3	3	2'12.743	37.429	32.584	33.154	29.576	284.2	
9	2'10.691	36.940	32.146	32.474	29.131	278.3	4	2'11.250	37.205	32.128	32.512	29.405	282.7	
10	2'31.491 P	42.700	36.260	35.025	37.506	257.1	5	2'11.012	37.032	32.179	32.355	29.446	281.9	
11	11'20.514	38.578	34.010	33.367	29.611	274.1	6	2'14.185	37.586	32.759	34.191	29.649	251.7	
12	2'09.489	36.735	31.712	32.167	28.875	278.3	7	2'16.855	37.168	32.325	34.727	32.635	282.7	
13	2'09.319	36.510	31.542	32.348	28.919	279.0	8	2'11.195	37.167	32.182	32.453	29.393	281.9	
14	2'18.354 *	36.536	31.643	32.280	37.895*	279.0	9	2'10.820	37.022	32.144	32.323	29.331	280.5	
							10	2'10.605	36.977	31.991	32.254	29.383	280.5	
3rd	21	Fabio DI GIANNANT Federal Oil Gresini M ITA						11	2'23.282 P	41.895	33.347	33.305	34.735	279.0
		Runs=1	Total laps=14	Full laps=8			12	6'43.718	37.243	32.438	32.483	31.333	278.3	
1	2'22.375	36.946	33.273	33.216	29.644	274.1	13	2'10.154	36.883	32.072	32.059	29.140	284.2	
2	2'12.170 *	37.305	32.655	32.668	29.542*	274.8	14	2'09.862	36.736	31.911	32.125	29.090	282.7	
3	2'11.416	37.241	32.248	32.574	29.353	276.2	15	2'10.267 *	36.78*	31.997	32.213	29.270	281.9	
4	2'10.767	36.691	32.159	32.602	29.315	276.9	16	2'09.910	36.866	31.810	32.115	29.119	281.2	
5	2'11.258 *	36.841*	32.401	32.617*	29.395	276.2								
6	2'10.940	36.956	32.019	32.543	29.422	276.2	6th	22	Sam LOWES Elf Marc VDS Racing GBR					
7	2'10.847	36.888	32.111	32.491	29.357	276.2			Runs=1	Total laps=15	Full laps=10			
8	2'23.630 P	39.526	33.384	34.399	36.321	274.1	1	3'26.582	41.194	36.152	36.192	30.843	277.6	
9	11'39.750	37.241	32.787	33.096	29.604	272.0	2	2'12.250	37.501	32.585	32.673	29.491	280.5	
10	2'10.123	36.777	31.889	32.174	29.283	276.9	3	2'11.424	37.093	32.340	32.652	29.339	281.9	

Fastest Lap: Raul FERNANDEZ Red Bull KTM Ajo SPA **2'09.258** 36.483 31.723 32.073 28.979

These data/results cannot be reproduced, stored and/or transmitted in whole or in part by any manner of electronic, mechanical, photocopying, recording, broadcasting or otherwise now known or herein after developed without the previous express consent by the copyright owner, except for reproduction in daily press and regular printed publications on sale to the public within 60 days of the event related to those data/results and always provided that copyright symbol appears together as follows below.
© DORNA, 2021

Free Practice Nr. 3

Moto2

Lap	Lap Time	T1	T2	T3	T4	Speed	Lap	Lap Time	T1	T2	T3	T4	Speed
4	2'10.950	37.090	32.037	32.495	29.328	281.2	5	2'10.270	36.718	31.860	32.488	29.204	278.3
5	2'16.860	36.981	31.940	38.488	29.451	281.2	6	2'10.214	36.695	31.952	32.437	29.130	276.9
6	2'10.801	37.054	31.997	32.553	29.197	283.4	10th 75 Albert ARENAS Inde Aspar Team SPA						
7	2'10.583	37.048	32.011	32.264	29.260	281.9	Runs=1 Total laps=15 Full laps=10						
8	2'24.293 P	41.316	33.399	33.894	35.684	278.3	1	2'54.330	38.617	35.000	38.658	30.583	264.0
9	8'34.814	37.125	32.825	33.000	29.420	275.5	2	2'16.566	38.433	32.559	35.805	29.769	280.5
10	2'10.032	36.770	31.803	32.364	29.095	280.5	3	2'12.454	37.429	32.432	33.092	29.501	279.7
11	2'09.969	36.719	31.754	32.299	29.197	279.7	4	2'12.742	37.663	32.175	33.169	29.735	279.7
12	2'10.127 *	36.873	31.790	32.232	29.232*	279.7	5	2'12.574 *	37.638	32.364*	32.977	29.595	278.3
13	2'18.395	42.879	33.114	32.791	29.611	279.0	6	2'11.791	37.271	32.259	32.731	29.530	280.5
14	2'10.257 *	36.76*	31.995	32.289	29.210	280.5	7	2'11.560	37.274	32.067	32.682	29.537	279.7
15	2'19.930	42.056	35.234	32.829	29.811	279.7	8	2'26.663 P	37.369	35.689	35.350	38.255	276.9
7th 6 Cameron BEAUBIE American Racing USA							9	9'05.225	34.143	32.963	33.295	29.543	275.5
Runs=1 Total laps=15 Full laps=9							10	2'16.996	37.233	32.806	37.434	29.523	278.3
1	2'40.278	38.065	32.740	33.980	34.273	279.0	11	2'10.939	37.132	32.099	32.514	29.194	281.2
2	2'18.274	37.848	33.396	36.608	30.422	278.3	12	2'10.232	36.649	31.861	32.534	29.188	282.7
3	2'12.564	37.194	32.231	33.420	29.719	283.4	13	2'11.883	36.699	32.533	33.201	29.450	273.4
4	2'10.620	37.014	31.947	32.449	29.210	284.9	14	2'16.734 *	37.54*	35.478	34.294	29.416	230.7
5	2'10.868	36.893	32.149	32.426	29.400	280.5	15	2'10.915	36.845	32.033	32.469	29.568	281.2
6	2'11.323	37.022	32.140	32.613	29.548	279.0	11th 9 Jorge NAVARRO MB Conveyors Speed SPA						
7	2'21.959 *	38.357	32.464	36.960	34.178*	278.3	Runs=2 Total laps=13 Full laps=7						
8	2'11.133	37.206	31.983	32.528	29.416	278.3	1	2'48.434	38.868	33.068	42.484	34.597	279.7
9	2'11.056	36.958	32.003	32.687	29.408	279.0	2	2'21.850	37.423	35.319	39.483	29.625	276.2
10	2'23.833 P	40.607	33.620	33.540	36.066	277.6	3	2'10.958	37.131	32.008	32.596	29.223	283.4
11	9'07.526	37.556	33.618	33.672	33.054	274.1	4	2'20.966	37.326	35.555	32.830	35.255	280.5
12	2'09.982	36.723	31.751	32.270	29.238	281.2	5	2'31.754 P	39.517	38.034	38.743	35.460	270.0
13	2'12.891 *	36.749	31.938	32.409	31.795*	280.5	6	7'29.529	35.807	32.587	32.617	29.151	279.0
14	2'16.751 *	36.98*	33.120	33.696	32.953	279.0	7	2'10.699	36.914	31.930	32.488	29.367	279.7
15	2'10.564	36.867	31.870	32.445	29.382	279.0	8	2'11.055	36.974	32.344	32.431	29.306	279.7
8th 72 Marco BEZZECCHI SKY Racing Team VR ITA							9	2'12.290	36.892	31.956	33.733	29.709	279.7
Runs=1 Total laps=15 Full laps=9							10	2'21.557 P	36.875	34.657*	33.994	36.031	276.9
1	2'43.159	39.278	35.837	44.858	31.252	274.8	11	7'26.217	37.268	32.612	35.186	29.298	242.6
2	2'13.662	37.772	32.377	33.003	30.510	284.2	12	2'11.012 *	36.67*	32.578	32.389	29.370	279.0
3	2'12.441	37.080	32.955	32.994	29.412	284.2	13	2'10.266	36.655	31.846	32.253	29.512	279.7
4	2'10.847	36.925	31.914	32.631	29.377	277.6	12th 24 Simone CORSI MV Agusta Forward R ITA						
5	2'10.928	36.822	32.217	32.553	29.336	276.2	Runs=1 Total laps=14 Full laps=11						
6	2'23.172 *	44.84*	34.569	33.994	29.765	276.9	1	2'42.057	37.907	33.674	35.820	30.460	274.8
7	2'11.143	37.152	32.013	32.628	29.350	279.7	2	2'14.430	37.629	32.567	32.939	31.295	279.0
8	2'27.552 P	45.25*	33.243	33.621	35.436	277.6	3	2'13.268	37.408	32.735	33.490	29.635	273.4
9	9'21.662	36.631	33.251	33.808	29.493	275.5	4	2'11.205	37.045	32.078	32.710	29.372	274.8
10	2'11.237	36.767	32.069	33.041	29.360	278.3	5	2'14.288	37.697	32.750	33.640	30.201	274.8
11	2'10.182	36.385	31.717	32.986	29.094	279.0	6	2'11.977	37.430	32.240	32.752	29.555	274.8
12	2'34.950 *	45.41*	42.129	37.975	29.431	185.2	7	2'24.647 P	40.571	32.872	33.165	38.039	274.8
13	2'09.987	36.657	31.790	32.385	29.155	279.0	8	12'27.059	38.193	35.439	34.068	30.646	272.0
14	2'25.781 *	46.59*	37.124	32.744	29.323	279.0	9	2'14.639	37.906	32.218	32.830	31.685	276.2
15	2'13.466	36.642	33.244	33.281	30.299	276.9	10	2'10.432	36.958	31.798	32.446	29.230	278.3
9th 44 Aron CANET Inde Aspar Team SPA							11	2'14.516	38.578	32.431	32.802	30.705	277.6
Runs=1 Total laps=7 Full laps=5							12	2'19.789	38.031	32.957	39.039	29.762	262.7
1	3'15.129	38.228	33.922	34.688	29.725	274.8	13	2'17.602	37.101	32.618	37.662	30.221	271.3
2	2'11.189	37.223	32.066	32.798	29.102	282.7	14	2'16.410	38.282	33.805	33.866	30.457	274.8
3	2'16.828	36.963	37.934	32.718	29.213	276.2	unfinished						
4	2'20.212 *	39.92*	35.346	35.630	29.314	222.6							

Fastest Lap: Raul FERNANDEZ Red Bull KTM Ajo SPA 2'09.258 36.483 31.723 32.073 28.979

These data/results cannot be reproduced, stored and/or transmitted in whole or in part by any manner of electronic, mechanical, photocopying, recording, broadcasting or otherwise now known or herein after developed without the previous express consent by the copyright owner, except for reproduction in daily press and regular printed publications on sale to the public within 60 days of the event related to those data/results and always provided that copyright symbol appears together as follows below.
© DORNA, 2021

Free Practice Nr. 3

Moto2

Lap	Lap Time	T1	T2	T3	T4	Speed	Lap	Lap Time	T1	T2	T3	T4	Speed	
13th	96	Jake DIXON Petronas Sprinta Raci GBR					9	13'23.676	43.116	33.168	33.045	29.812	276.2	
		Runs=1	Total laps=13	Full laps=9		10	2'10.827	37.084	31.932	32.439	29.372	281.2		
1	3'13.172	41.694	37.257	34.935	40.824	269.3	11	2'10.520	36.989	31.961	32.274	29.296	280.5	
2	2'12.166	37.953	32.448	32.535	29.230	280.5	12	2'10.763	37.085	31.884	32.484	29.310	279.7	
3	2'11.072	37.120	32.062	32.634	29.256	286.4	13	2'10.637	36.912	31.930	32.470	29.325	281.2	
4	2'10.758	37.155	32.229	32.280	29.094	285.7	17th 42 Marcos RAMIREZ American Racing SPA							
5	2'11.428	36.872	32.087	32.309	30.160	279.7		Runs=2	Total laps=14	Full laps=7				
6	2'27.146	47.909	34.388	35.545	29.304	275.5	1	2'40.772	39.512	36.717	38.918	33.693	281.2	
7	2'10.579	37.101	31.927	32.302	29.249	281.2	2	2'18.750 *	37.547	35.896*	35.362	29.945	274.8	
8	2'27.424 P	41.881*	33.702	34.794	37.040	277.6	3	2'13.429	37.328	32.293	33.454	30.354	291.1	
9	12'04.027	47.112	35.200	38.179	30.047	279.0	4	2'11.365	36.990	32.218	32.842	29.315	285.7	
10	2'10.451	36.948	32.019	32.355	29.129	278.3	5	2'21.187 P	39.399	33.092	33.924	34.772	281.9	
11	2'27.438	49.094	35.591	33.016	29.737	278.3	6	4'51.567	36.704	33.380	35.274	29.682	279.7	
12	2'19.291 *	40.981*	35.573	33.269	29.469	276.9	7	2'11.417	37.368	32.207	32.474	29.368	284.2	
13	2'17.031	36.781	32.008	35.879	32.363	278.3	8	2'11.063	37.195	32.122	32.458	29.288	282.7	
14th 97 Xavi VIERGE Petronas Sprinta Raci SPA						9	2'22.616 P	39.306	33.530	34.288	35.492	279.0		
		Runs=1	Total laps=11	Full laps=7		10	7'48.433	35.212	32.862	35.342	29.363	279.7		
1	3'16.834	43.344	33.117	33.388	42.912	279.0	11	2'10.529	37.051	31.979	32.341	29.158	283.4	
2	2'17.058	37.616	32.226	32.861	34.355	284.2	12	2'27.051	49.475	35.792	32.662	29.122	282.7	
3	2'11.354	37.098	31.973	32.968	29.315	283.4	13	2'18.972 *	36.92*	38.881	33.858	29.311	264.7	
4	4'48.489 P	37.176	31.997	2'48.082	51.234	282.7	14	2'10.522	36.823	32.062	32.432	29.205	281.9	
5	16'08.597	39.109	38.521	43.175	30.273	125.8	18th 14 Tony ARBOLINO Liqui Moly Intact GP ITA							
6	2'10.690	37.137	31.896	32.467	29.190	279.7		Runs=1	Total laps=11	Full laps=6				
7	2'10.595 *	36.947	31.869	32.343	29.436*	280.5	1	3'54.317	35.581	32.964	33.463	29.848	279.0	
8	2'10.462	36.938	31.830	32.398	29.296	279.0	2	2'11.442	37.100	32.108	32.696	29.538	281.2	
9	2'10.467	36.971	31.881	32.386	29.229	278.3	3	2'11.503	37.265	32.113	32.616	29.509	280.5	
10	2'22.184	37.097	31.804	41.312	31.971	276.9	4	2'11.027 *	37.14*	31.952	32.574*	29.355	281.2	
11	2'10.867	36.868	31.816	32.790	29.393	279.0	5	2'10.929	36.964	31.987	32.488	29.490	280.5	
15th 12 Thomas LUTHI Pertamina Mandalika SWI						6	2'10.656	37.010	31.760	32.509	29.377	281.2		
		Runs=1	Total laps=13	Full laps=10		7	2'20.309 P	38.839	32.295	33.111	36.064	282.7		
1	2'39.674	39.094	33.557	34.414	30.028	275.5	8	16'59.877	38.539	36.510	42.843	32.137	255.3	
2	2'17.518	38.203	34.440	34.976	29.899	244.8	9	2'17.789	36.830	31.858	33.428	35.673	283.4	
3	2'13.395	37.907	32.391	33.482	29.615	278.3	10	2'10.298 *	36.93*	31.720	32.328	29.314	284.2	
4	2'11.630	37.254	32.115	32.865	29.396	280.5	11	2'17.406	39.982	32.376	33.579	31.469	281.2	
5	2'11.801	37.102	32.411	32.895	29.393	280.5	19th 64 Bo BENDSNEYDER Pertamina Mandalika NED							
6	2'21.965 P	40.696	32.990	33.461	34.818	276.2		Runs=1	Total laps=15	Full laps=12				
7	14'44.868	37.697	36.232	45.103	35.382	172.2	1	2'53.918	41.758	33.274	33.356	31.989	276.2	
8	2'15.687	37.123	32.257	36.668	29.639	281.9	2	2'13.213	37.944	32.710	33.060	29.499	276.9	
9	2'10.470	36.912	31.941	32.409	29.208	281.2	3	2'15.324	37.460	32.528	34.563	30.773	277.6	
10	2'18.902	37.193	31.965	39.328	30.416	281.2	4	2'12.287	37.378	32.321	32.952	29.636	279.0	
11	2'11.324	37.078	32.067	32.778	29.401	279.0	5	2'12.108	37.211	32.460	32.850	29.587	279.7	
12	2'20.850	37.037	36.210	37.649	29.954	269.3	6	2'11.821	37.234	32.299	32.784	29.504	278.3	
13	2'10.921	37.007	32.002	32.654	29.258	280.5	7	2'28.199 P	39.123	35.604	36.089	37.383	273.4	
16th 23 Marcel SCHROTTE Liqui Moly Intact GP GER						8	10'01.150	37.491	32.543	32.996	29.455	274.1		
		Runs=1	Total laps=13	Full laps=8		9	2'11.201	36.971	32.074	32.544	29.612	277.6		
1	3'43.797	41.411	33.531	34.404	30.004	268.6	10	2'11.189	37.184	32.094	32.560	29.351	276.9	
2	2'12.180 *	37.637	32.323	32.617	29.603*	280.5	11	2'19.615	42.529	34.638	32.990	29.458	277.6	
3	2'11.766	37.564	32.310	32.500	29.392	280.5	12	2'10.800	36.854	32.101	32.596	29.249	279.0	
4	2'13.293 *	37.301*	32.302	32.472*	31.219	280.5	13	2'13.535	36.918	31.955	35.197	29.465	276.9	
5	2'18.909	37.380	32.300	32.692	36.537	279.7	14	2'11.075	36.940	32.154	32.540	29.441	276.9	
6	2'11.290	37.297	32.070	32.521	29.402	281.9	15	2'10.685	36.777	31.995	32.632	29.281	275.5	
7	2'11.079	37.165	31.991	32.479	29.444	280.5	Fastest Lap: Raul FERNANDEZ Red Bull KTM Ajo SPA 2'09.258 36.483 31.723 32.073 28.979							
8	2'22.868 P	40.338	34.743	33.591	34.196	275.5	These data/results cannot be reproduced, stored and/or transmitted in whole or in part by any manner of electronic, mechanical, photocopying, recording, broadcasting or otherwise now known or herein after developed without the previous express consent by the copyright owner, except for reproduction in daily press and regular printed publications on sale to the public within 60 days of the event related to those data/results and always provided that copyright symbol appears together as follows below.							

Fastest Lap: Raul FERNANDEZ Red Bull KTM Ajo SPA **2'09.258** 36.483 31.723 32.073 28.979

These data/results cannot be reproduced, stored and/or transmitted in whole or in part by any manner of electronic, mechanical, photocopying, recording, broadcasting or otherwise now known or herein after developed without the previous express consent by the copyright owner, except for reproduction in daily press and regular printed publications on sale to the public within 60 days of the event related to those data/results and always provided that copyright symbol appears together as follows below.
© DORNA, 2021

Official MotoGP Timing by TISSOT
www.motogp.com

Austin, Saturday, October 02, 2021

Page 3 of 5

moto2



Free Practice Nr. 3

Moto2

Lap	Lap Time	T1	T2	T3	T4	Speed	Lap	Lap Time	T1	T2	T3	T4	Speed
20th	13	Celestino VIETTI SKY Racing Team VR ITA					6	2'11.988	37.450	32.185	32.795	29.558	278.3
		Runs=1	Total laps=14	Full laps=10		7	2'24.089 *	40.828	40.061 *	33.194	30.006	278.3	
1	3'11.961	43.302	33.277	33.356	37.589	280.5	8	2'12.005	37.295	32.297	32.764	29.649	277.6
2	2'12.746	37.863	32.622	32.565	29.696	282.7	9	2'26.854 *	47.14*	34.698	34.605	30.409	278.3
3	2'11.334	37.198	32.213	32.490	29.433	280.5	10	2'17.084 P	37.315	32.244	32.801	34.724	278.3
4	2'11.643	37.307	32.317	32.661	29.358	279.0	11	7'41.006	39.870	33.354	37.082	30.202	276.2
5	2'13.704	37.110	31.934	35.216	29.444	280.5	12	2'11.124	37.208	31.996	32.485	29.435	279.0
6	2'10.835	36.958	32.061	32.418	29.398	281.9	13	2'26.389 *	43.69*	39.138	33.983	29.570	257.7
7	2'11.033	37.049	32.134	32.447	29.403	280.5	14	2'21.997 *	37.74*	36.935	37.616	29.698	231.2
8	2'14.423 *	37.116	32.179	32.595	32.533*	279.0	15	2'11.042	37.132	31.993	32.538	29.379	279.0
9	2'32.293 P	45.31*	36.732	34.573	35.676	270.0							
10	11'14.431	34.997	34.350	33.134	29.821	275.5							
11	2'26.901	37.112	43.944	36.336	29.509	206.8							
12	2'11.301	37.093	32.179	32.531	29.498	280.5							
13	2'11.155	36.969	32.128	32.646	29.412	278.3							
14	2'11.094	37.098	32.216	32.468	29.312	279.0							
21st	40	Hector GARZO Flexbox HP40 SPA					6	2'11.096	36.948	32.250	32.564	29.334	281.2
		Runs=1	Total laps=14	Full laps=9		7	2'11.388	36.945	32.347	32.563	29.533	279.0	
1	2'42.639	37.375	33.372	35.294	30.888	286.4	8	2'19.459 *	43.50*	32.664	32.764	30.525	279.7
2	2'14.833	38.050	32.420	32.973	31.390	284.9	9	2'23.785 P	37.051	32.288	37.685	36.761	279.7
3	2'13.530 *	37.831	32.462	33.489	29.748*	284.9	10	8'36.817 *	39.837	33.581	37.183	29.516*	250.5
4	2'11.823	37.466	32.004	32.753	29.600	287.2	11	2'19.952	38.601	33.280	38.492	29.579	248.2
5	2'11.676	37.112	32.100	32.823	29.641	286.4	12	2'11.177	37.129	32.196	32.625	29.227	278.3
6	2'20.370	40.806	34.108	33.295	32.161	283.4	13	2'11.755	36.929	32.130	32.418	30.278	281.9
7	2'23.037 P	37.428	32.453	38.244	34.912	286.4	14	2'10.930 *	36.88*	32.352	32.330	29.364	279.0
8	12'22.325	40.119	33.533	34.989	33.243	280.5	15	2'11.208	37.043	32.278	32.415	29.472	278.3
9	2'11.825 *	37.348	31.960	32.550	29.967*	284.9							
10	2'11.006	37.205	31.838	32.360	29.603	281.9							
11	2'23.525	41.213	33.276	34.894	34.142	283.4							
12	2'10.871	37.156	31.871	32.465	29.379	284.9							
13	2'19.529	37.719	35.190	36.663	29.957	280.5							
14	2'11.044	37.177	31.908	32.518	29.441	282.7							
22nd	11	Nicolò BULEGA Federal Oil Gresini M ITA					6	2'13.492	37.642	32.641	33.079	30.130	277.6
		Runs=1	Total laps=12	Full laps=9		7	2'20.700 P	37.254	33.494	33.466	36.486	277.6	
1	3'16.279	42.575	34.672	34.913	30.409	279.7	8	10'50.805	36.696	33.044	33.281	29.577	273.4
2	2'12.538	37.441	32.633	32.996	29.468	279.0	9	2'11.957	37.337	32.467	32.726	29.427	276.2
3	2'12.017	37.457	32.463	32.745	29.352	278.3	10	2'15.898	41.204	32.513	32.712	29.469	278.3
4	2'11.438	37.127	32.215	32.763	29.333	279.7	11	2'11.455	37.048	32.263	32.689	29.455	275.5
5	2'11.106	37.038	32.142	32.587	29.339	279.0	12	2'11.163	37.007	32.133	32.517	29.506	279.0
6	2'12.493	37.072	32.323	32.766	30.332	279.0	13	2'20.664 *	40.85*	34.331	35.624	29.853	221.7
7	2'11.759	37.122	32.269	32.874	29.494	279.0	14	2'13.834	37.323	33.086	33.385	30.040	276.2
8	2'43.074 P	54.64*	35.278	34.835	38.313	274.8							
9	9'31.945	47.760	37.182	45.694	34.774	244.3							
10	2'11.540	37.480	32.167	32.555	29.338	279.7							
11	2'10.913	37.007	32.048	32.543	29.315	281.2							
12	2'16.463	37.102	32.114	32.688	34.559	281.9							
23rd	55	Hafizh SYAHRIN NTS RW Racing GP MAL					6	2'11.163	37.007	32.133	32.517	29.506	279.0
		Runs=1	Total laps=15	Full laps=8		7	2'35.712 P	42.124	35.183	39.166	39.239	274.8	
1	2'44.761	41.292	36.048	45.396	33.015	270.6	8	13'23.848	42.504	33.790	38.200	30.643	273.4
2	2'14.036	38.029	32.658	33.376	29.973	277.6							
3	2'12.570	37.465	32.240	33.143	29.722	281.9							
4	2'31.518	38.739	34.602	42.595	35.582	276.9							
5	2'12.485	37.610	32.293	32.873	29.709	276.9							

Fastest Lap: Raul FERNANDEZ Red Bull KTM Ajo SPA **2'09.258** 36.483 31.723 32.073 28.979

These data/results cannot be reproduced, stored and/or transmitted in whole or in part by any manner of electronic, mechanical, photocopying, recording, broadcasting or otherwise now known or herein after developed without the previous express consent by the copyright owner, except for reproduction in daily press and regular printed publications on sale to the public within 60 days of the event related to those data/results and always provided that copyright symbol appears together as follows below.
© DORNA, 2021



Free Practice Nr. 3

Moto2

Lap	Lap Time	T1	T2	T3	T4	Speed	Lap	Lap Time	T1	T2	T3	T4	Speed	
9	2'11.164	37.267	32.067	32.578	29.252	281.9	30th 45	Tetsuta NAGASHIM					Italtrans Racing Team	JPN
10	2'11.421	37.115	32.073	32.802	29.431	281.9		Runs=1	Total laps=15		Full laps=9			
11	2'18.517	* 39.67*	34.518	33.861	30.466*	279.0		1	2'53.553	38.470	34.335	34.580	34.706	276.2
12	2'21.783	P 37.58*	33.721	33.951	36.525	276.9		2	2'14.383	38.170	32.966	33.572	29.675	284.2
27th 62 Stefano MANZI Flexbox HP40 ITA								3	2'12.405	37.762	32.454	32.688	29.501	283.4
Runs=1 Total laps=14 Full laps=9								4	2'12.790	* 37.923	32.611	32.750	29.506*	279.0
1	2'39.494	39.002	34.046	34.375	30.615	281.2		5	2'14.141	37.817	33.179	33.306	29.839	277.6
2	2'18.729	* 38.281	33.473*	33.442	33.533	279.7		6	2'11.920	37.462	32.314	32.605	29.539	281.2
3	2'13.417	38.235	32.457	33.101	29.624	286.4		7	2'12.298	37.292	32.329	32.943	29.734	278.3
4	2'12.459	* 37.538	32.294	32.899	29.728*	283.4		8	2'16.802	* 37.698	35.643*	33.462	29.999	279.7
5	2'11.501	37.153	32.344	32.493	29.511	281.2		9	2'13.655	37.978	32.866	33.062	29.749	276.9
6	2'18.799	37.247	35.646	36.115	29.791	237.8		10	2'13.290	37.677	32.903	33.032	29.678	276.9
7	2'12.405	37.409	32.531	32.665	29.800	283.4	11	2'33.808	P 43.171	35.225	37.790	37.622	273.4	
8	2'27.475	P 43.26*	34.358	33.437	36.414	281.2	12	8'56.073	38.744	36.007	37.476	30.611	214.7	
9	10'13.819	* 37.924	32.972*	33.011	29.874	279.0	13	2'12.100	37.470	32.432	32.916	29.282	279.7	
10	2'13.056	37.700	32.743	32.768	29.845	279.7	14	2'11.272	* 37.03*	32.185	32.862	29.195	279.0	
11	2'11.853	37.270	32.310	32.761	29.512	280.5	15	2'11.714	37.235	32.183	32.831	29.465	279.0	
12	2'11.690	37.178	32.300	32.630	29.582	282.7								
13	2'43.959	40.081	36.428	50.500	36.950	172.5								
14	2'11.686	37.259	32.129	32.734	29.564	281.9								
28th 70 Barry BALTUS NTS RW Racing GP BEL														
Runs=1 Total laps=16 Full laps=12														
1	2'41.072	40.851	33.014	37.261	33.371	276.2								
2	2'15.879	37.377	33.436	35.111	29.955	272.7								
3	2'14.644	37.295	33.256	34.285	29.808	277.6								
4	2'12.583	37.584	32.533	32.885	29.581	279.7								
5	2'11.942	37.257	32.522	32.780	29.383	278.3								
6	2'11.514	36.993	32.317	32.841	29.363	278.3								
7	2'18.326	37.369	32.267	35.283	33.407	276.2								
8	2'11.839	37.361	32.241	32.850	29.387	276.9								
9	2'11.580	37.029	32.166	32.893	29.492	275.5								
10	2'18.132	P 37.31*	33.318	33.888	33.616	272.0								
11	8'03.132	38.743	33.708	35.177	32.287	235.2								
12	2'13.623	37.263	32.505	32.689	31.166	272.7								
13	2'11.621	37.584	32.095	32.695	29.247	276.2								
14	2'12.318	* 36.900	32.161	32.904	30.353*	276.2								
15	2'11.615	37.199	32.017	32.875	29.524	275.5								
16	2'11.806	37.267	32.148	32.941	29.450	274.8								
29th 7 Lorenzo BALDA MV Agusta Forward R ITA														
Runs=2 Total laps=13 Full laps=7														
1	2'54.326	41.621	33.910	33.954	30.207	274.1								
2	2'13.288	37.817	32.608	33.270	29.593	281.2								
3	2'19.905	37.869	32.325	34.039	35.672	278.3								
4	2'12.774	37.689	32.392	32.921	29.772	276.2								
5	2'12.759	37.517	32.379	32.931	29.932	276.2								
6	2'20.486	P 37.557	32.213	33.178	37.538	276.2								
7	11'13.930	P 41.884	37.421	37.184	37.216	235.2								
8	3'11.865	47.358	38.133	46.204	33.965	174.4								
9	2'29.249	37.652	35.765	33.862	41.970	275.5								
10	2'11.600	37.222	32.182	32.671	29.525	279.0								
11	2'26.030	47.516	35.558	33.283	29.673	276.9								
12	2'19.147	* 37.99*	36.251	35.273	29.628	247.7								
13	2'11.978	* 37.171	32.251*	32.987	29.569	274.8								

Fastest Lap: Raul FERNANDEZ Red Bull KTM Ajo SPA **2'09.258** 36.483 31.723 32.073 28.979

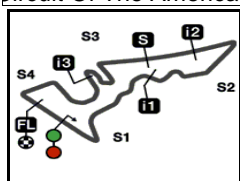
These data/results cannot be reproduced, stored and/or transmitted in whole or in part by any manner of electronic, mechanical, photocopying, recording, broadcasting or otherwise now known or herein after developed without the previous express consent by the copyright owner, except for reproduction in daily press and regular printed publications on sale to the public within 60 days of the event related to those data/results and always provided that copyright symbol appears together as follows below.
© DORNA, 2021

Official MotoGP Timing by TISSOT
www.motogp.com

Austin, Saturday, October 02, 2021

Page 5 of 5





5513 m.

RED BULL GRAND PRIX OF THE AMERICAS

Free Practice Nr. 3

Best Partial Times

Moto2™

IT Ideal Lap Time, sum of the best partial times*BT* Best Lap Time

<i>T1</i>		<i>T2</i>		<i>T3</i>		<i>T4</i>				<i>IT</i>	<i>BT</i>	
Pos	Rider	Time	Rider	Time	Rider	Time	Rider	Time	Pos	Rider		
1	M.BEZZECCHI	36.385	R.GARDNER	31.542	A.FERNANDEZ	32.059	R.GARDNER	28.875	1	R.GARDNER	2'09.094	2'09.319 (2)
2	R.FERNANDEZ	36.483	R.FERNANDEZ	31.664	R.FERNANDEZ	32.073	R.FERNANDEZ	28.979	2	R.FERNANDEZ	2'09.199	2'09.258 (1)
3	R.GARDNER	36.510	M.BEZZECCHI	31.717	R.GARDNER	32.167	A.FERNANDEZ	29.090	3	M.BEZZECCHI	2'09.581	2'09.987 (8)
4	F.DI GIANNANTO	36.533	T.ARBOLINO	31.720	F.DI GIANNANTO	32.174	M.BEZZECCHI	29.094	4	F.DI GIANNANTO	2'09.675	2'09.733 (3)
5	A.ARENAS	36.649	C.BEAUBIER	31.751	S.LOWES	32.232	J.DIXON	29.094	5	A.FERNANDEZ	2'09.695	2'09.862 (5)
6	J.NAVARRO	36.655	S.LOWES	31.754	A.OGURA	32.239	S.LOWES	29.094	6	A.OGURA	2'09.778	2'09.823 (4)
7	A.OGURA	36.655	F.DI GIANNANTO	31.768	J.NAVARRO	32.253	A.CANET	29.102	7	S.LOWES	2'09.800	2'09.969 (6)
8	A.CANET	36.695	A.OGURA	31.772	C.BEAUBIER	32.270	A.OGURA	29.112	8	J.NAVARRO	2'09.905	2'10.266 (11)
9	S.LOWES	36.719	S.CORSI	31.798	M.SCHROTTER	32.274	M.RAMIREZ	29.122	9	C.BEAUBIER	2'09.954	2'09.982 (7)
10	C.BEAUBIER	36.723	X.VIERGE	31.804	J.DIXON	32.280	J.NAVARRO	29.151	10	J.DIXON	2'10.082	2'10.451 (13)
11	A.FERNANDEZ	36.736	A.FERNANDEZ	31.810	T.ARBOLINO	32.328	A.ARENAS	29.188	11	A.CANET	2'10.094	2'10.214 (9)
12	B.BENDSNEYDE	36.777	H.GARZO	31.838	S.CHANTRA	32.330	X.VIERGE	29.190	12	A.ARENAS	2'10.167	2'10.232 (10)
13	J.DIXON	36.781	J.NAVARRO	31.846	M.RAMIREZ	32.341	T.NAGASHIMA	29.195	13	T.ARBOLINO	2'10.192	2'10.656 (18)
14	M.RAMIREZ	36.823	A.CANET	31.860	X.VIERGE	32.343	S.CHANTRA	29.196	14	X.VIERGE	2'10.205	2'10.462 (14)
15	T.ARBOLINO	36.830	A.ARENAS	31.861	H.GARZO	32.360	F.DI GIANNANTO	29.200	15	M.RAMIREZ	2'10.265	2'10.522 (17)
16	X.VIERGE	36.868	M.SCHROTTER	31.884	M.BEZZECCHI	32.385	T.LUTHI	29.208	16	M.SCHROTTE	2'10.366	2'10.520 (16)
17	B.BALTUS	36.900	J.DIXON	31.927	T.LUTHI	32.409	C.BEAUBIER	29.210	17	S.CORSI	2'10.432	2'10.432 (12)
18	T.LUTHI	36.912	C.VIETTI	31.934	C.VIETTI	32.418	S.CORSI	29.230	18	T.LUTHI	2'10.470	2'10.470 (15)
19	M.SCHROTTER	36.912	T.LUTHI	31.941	A.CANET	32.437	B.BALTUS	29.247	19	B.BENDSNEYDE	2'10.521	2'10.685 (19)
20	S.CHANTRA	36.929	B.BENDSNEYDE	31.955	S.CORSI	32.446	B.BENDSNEYDE	29.249	20	S.CHANTRA	2'10.585	2'11.096 (24)
21	C.VIETTI	36.958	M.RAMIREZ	31.979	A.ARENAS	32.469	F.ALDEGUER	29.252	21	C.VIETTI	2'10.622	2'10.835 (20)
22	S.CORSI	36.958	H.SYHRIN	31.993	H.SYHRIN	32.485	M.SCHROTTER	29.296	22	H.GARZO	2'10.689	2'10.871 (21)
23	N.BULEGA	37.007	B.BALTUS	32.017	S.MANZI	32.493	C.VIETTI	29.312	23	B.BALTUS	2'10.853	2'11.514 (28)
24	J.ROBERTS	37.007	N.BULEGA	32.048	J.ROBERTS	32.517	T.ARBOLINO	29.314	24	N.BULEGA	2'10.913	2'10.913 (22)

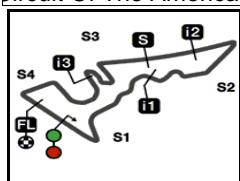
These data/results cannot be reproduced, stored and/or transmitted in whole or in part by any manner of electronic, mechanical, photocopying, recording, broadcasting or otherwise now known or herein after developed without the previous express consent by the copyright owner, except for reproduction in daily press and regular printed publications on sale to the public within 60 days of the event related to those data/results and always provided that copyright symbol appears together as follows below.

© DORNA, 2021

Official MotoGP Timing by TISSOT
www.motogp.com

moto2™





5513 m.

RED BULL GRAND PRIX OF THE AMERICAS

Free Practice Nr. 3

Best Partial Times

Moto2™

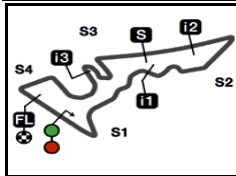
IT Ideal Lap Time, sum of the best partial times*BT* Best Lap Time

T1		T2		T3		T4						
<i>Pos</i>	<i>Rider</i>	<i>Time</i>	<i>Rider</i>	<i>Time</i>	<i>Rider</i>	<i>Time</i>	<i>Rider</i>	<i>Time</i>	<i>Pos</i>	<i>Rider</i>	<i>IT</i>	<i>BT</i>
25	H.GARZO	37.112	F.ALDEGUER	32.067	B.BENDSNEYDE	32.540	N.BULEGA	29.315	25	H.SYHRIN	2'10.989	2'11.042 (23)
26	F.ALDEGUER	37.115	S.MANZI	32.129	N.BULEGA	32.543	H.GARZO	29.379	26	F.ALDEGUER	2'11.012	2'11.164 (26)
27	H.SYHRIN	37.132	S.CHANTRA	32.130	F.ALDEGUER	32.578	H.SYHRIN	29.379	27	J.ROBERTS	2'11.084	2'11.163 (25)
28	S.MANZI	37.153	J.ROBERTS	32.133	T.NAGASHIMA	32.605	J.ROBERTS	29.427	28	T.NAGASHIMA	2'11.218	2'11.714 (30)
29	L.BALDASSARRI	37.171	L.BALDASSARRI	32.182	L.BALDASSARRI	32.671	S.MANZI	29.511	29	S.MANZI	2'11.286	2'11.501 (27)
30	T.NAGASHIMA	37.235	T.NAGASHIMA	32.183	B.BALTUS	32.689	L.BALDASSARRI	29.525	30	L.BALDASSAR	2'11.549	2'11.600 (29)

These data/results cannot be reproduced, stored and/or transmitted in whole or in part by any manner of electronic, mechanical, photocopying, recording, broadcasting or otherwise now known or herein after developed without the previous express consent by the copyright owner, except for reproduction in daily press and regular printed publications on sale to the public within 60 days of the event related to those data/results and always provided that copyright symbol appears together as follows below.
© DORNA, 2021

Official MotoGP Timing by TISSOT
www.motogp.com





5513 m.

RED BULL GRAND PRIX OF THE AMERICAS

Free Practice Nr. 3

Fastest Laps Sequence

<i>Practice Time</i>	 <i>Rider</i>	<i>Nation</i>	<i>Motorcycle</i>	<i>Time</i>	<i>Km/h</i>	<i>Rider's Lap</i>
4'56.487	24 Simone CORSI	ITA	MV AGUSTA	2'14.430	147.6	2
4'56.821	72 Marco BEZZECCHI	ITA	KALEX	2'13.662	148.4	2
5'07.131	64 Bo BENDSNEYDER	NED	KALEX	2'13.213	148.9	2
5'22.335	79 Ai OGURA	JPN	KALEX	2'13.019	149.2	2
5'24.361	37 Augusto FERNANDEZ	SPA	KALEX	2'12.752	149.5	2
5'24.707	13 Celestino VIETTI	ITA	KALEX	2'12.746	149.5	2
5'25.338	96 Jake DIXON	GBR	KALEX	2'12.166	150.1	2
5'26.318	44 Aron CANET	SPA	BOSCOSCURO	2'11.189	151.2	2
7'21.242	9 Jorge NAVARRO	SPA	BOSCOSCURO	2'10.958	151.5	3
8'56.728	21 Fabio DI GIANNANTONI	ITA	KALEX	2'10.767	151.7	4
9'21.736	6 Cameron BEAUBIER	USA	KALEX	2'10.620	151.9	4
9'54.821	87 Remy GARDNER	AUS	KALEX	2'10.619	151.9	4
12'14.888	25 Raul FERNANDEZ	SPA	KALEX	2'10.465	152.1	5
14'25.094	25 Raul FERNANDEZ	SPA	KALEX	2'10.206	152.4	6
29'48.589	22 Sam LOWES	GBR	KALEX	2'10.032	152.6	10
31'58.558	22 Sam LOWES	GBR	KALEX	2'09.969	152.7	11
33'53.200	21 Fabio DI GIANNANTONI	ITA	KALEX	2'09.924	152.7	11
34'21.132	79 Ai OGURA	JPN	KALEX	2'09.823	152.8	11
36'02.933	21 Fabio DI GIANNANTONI	ITA	KALEX	2'09.733	152.9	12
36'59.765	87 Remy GARDNER	AUS	KALEX	2'09.489	153.2	12
39'09.084	87 Remy GARDNER	AUS	KALEX	2'09.319	153.4	13
39'25.383	25 Raul FERNANDEZ	SPA	KALEX	2'09.258	153.5	13

These data/results cannot be reproduced, stored and/or transmitted in whole or in part by any manner of electronic, mechanical, photocopying, recording, broadcasting or otherwise now known or herein after developed without the previous express consent by the copyright owner, except for reproduction in daily press and regular printed publications on sale to the public within 60 days of the event related to those data/results and always provided that copyright symbol appears together as follows below.

© DORNA, 2021

Official MotoGP Timing by TISSOT
www.motogp.com

Austin, Saturday, October 02, 2021

