


5513 m.

RED BULL GRAND PRIX OF THE AMERICAS

Free Practice Nr. 3

Classification

10

	Rider	Nation	Team	Motorcycle	Time	Lap Total	Gap	Top Speed
1	7 Dennis FOGGIA	ITA	Leopard Racing	HONDA	2'15.797	13 13		232.7
2	5 Jaume MASIA	SPA	Red Bull KTM Ajo	KTM	2'16.259	11 14	0.462 0.462	235.2
3	16 Andrea MIGNO	ITA	Rivacold Snipers Team	HONDA	2'16.269	10 13	0.472 0.010	234.7
4	28 Izan GUEVARA	SPA	Gaviota GASGAS Aspar Team	GASGAS	2'16.367	11 11	0.570 0.098	232.7
5	53 Deniz ÖNCÜ	TUR	Red Bull KTM Tech3	KTM	2'16.418	13 13	0.621 0.051	230.7
6	99 Carlos TATAY	SPA	CFMOTO Racing PruestelGP	CFMOTO	2'16.578	14 15	0.781 0.160	226.4
7	11 Sergio GARCIA	SPA	Gaviota GASGAS Aspar Team	GASGAS	2'16.623	11 11	0.826 0.045	231.2
8	10 Diogo MOREIRA	BRA	MT Helmets - MSI	KTM	2'16.795	11 11	0.998 0.172	229.7
9	96 Daniel HOLGADO	SPA	Red Bull KTM Ajo	KTM	2'16.798	13 15	1.001 0.003	230.7
10	66 Joel KELSO	AUS	CIP Green Power	KTM	2'16.864	11 12	1.067 0.066	228.3
11	43 Xavier ARTIGAS	SPA	CFMOTO Racing PruestelGP	CFMOTO	2'17.036	13 14	1.239 0.172	228.3
12	48 Ivan ORTOLÁ	SPA	Angeluss MTA Team	KTM	2'17.140	12 12	1.343 0.104	237.3
13	71 Ayumu SASAKI	JPN	Sterilgarda Husqvarna Max	HUSQVARNA	2'17.153	10 10	1.356 0.013	235.2
14	82 Stefano NEPA	ITA	Angeluss MTA Team	KTM	2'17.159	8 12	1.362 0.006	232.7
15	20 Lorenzo FELLON	FRA	SIC58 Squadra Corse	HONDA	2'17.169	10 10	1.372 0.010	236.8
16	31 Adrian FERNANDEZ	SPA	Red Bull KTM Tech3	KTM	2'17.207	11 11	1.410 0.038	235.2
17	19 Scott OGDEN	GBR	VisionTrack Racing Team	HONDA	2'17.214	12 12	1.417 0.007	230.2
18	18 Matteo BERTELLE	ITA	QJMotor Avintia Racing Team	KTM	2'17.316	11 11	1.519 0.102	229.2
19	24 Tatsuki SUZUKI	JPN	Leopard Racing	HONDA	2'17.456	9 10	1.659 0.140	234.2
20	23 Elia BARTOLINI	ITA	QJMotor Avintia Racing Team	KTM	2'17.518	11 12	1.721 0.062	232.7
21	38 David SALVADOR	SPA	Sterilgarda Husqvarna Max	HUSQVARNA	2'17.621	11 11	1.824 0.103	228.3
22	72 Taiyo FURUSATO	JPN	Honda Team Asia	HONDA	2'17.913	13 16	2.116 0.292	232.7
23	87 Gerard RIU MALE	SPA	BOE SKX	KTM	2'18.004	10 12	2.207 0.091	229.7
24	6 Ryusei YAMANAKA	JPN	MT Helmets - MSI	KTM	2'18.255	8 12	2.458 0.251	232.2
25	27 Kaito TOBA	JPN	CIP Green Power	KTM	2'18.298	10 14	2.501 0.043	228.3
26	64 Mario AJI	INA	Honda Team Asia	HONDA	2'18.769	12 12	2.972 0.471	223.1
27	67 Alberto SURRA	ITA	Rivacold Snipers Team	HONDA	2'18.961	2 3	3.164 0.192	225.4
28	54 Riccardo ROSSI	ITA	SIC58 Squadra Corse	HONDA	2'19.322	5 9	3.525 0.361	233.7
29	22 Ana CARRASCO	SPA	BOE SKX	KTM	2'19.424	11 13	3.627 0.102	226.8
30	70 Joshua WHATLEY	GBR	VisionTrack Racing Team	HONDA	2'20.192	13 13	4.395 0.768	226.8

Practice condition: **Dry**

Fastest Lap:	Lap: 13	Dennis FOGGIA	2'15.797	146.1 Km/h
Best Race Lap:	2017	Aron CANET	2'15.583	146.3 Km/h
All Time Lap Record:	2017	Aron CANET	2'14.644	147.4 Km/h

The results are provisional until the end of the limit for protest and appeals.

Time limit for protest expires 30' after publication of the results - Time:

These data/results cannot be reproduced, stored and/or transmitted in whole or in part by any manner of electronic, mechanical, photocopying, recording, broadcasting or otherwise now known or herein after developed without the previous express consent by the copyright owner, except for reproduction in daily press and regular printed publications on sale to the public within 60 days of the event related to those data/results and always provided that copyright symbol appears together as follows below.

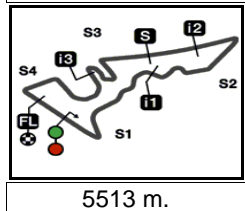
© DORNA, 2022

Official MotoGP Timing by TISSOT
www.motogp.com

Austin, Saturday, April 09, 2022

moto3™






RED BULL GRAND PRIX OF THE AMERICAS

Free Practice Nr. 3

Combined Free Practice Times

11

	Rider	Nation	Team	MOTORCYCLE	FP1	FP2	FP3	Gap
1	7 D.FOGGIA	ITA	Leopard Racing	HONDA	2'16.623 14	2'15.440 14	2'15.797 13	
2	16 A.MIGNO	ITA	Rivacold Snipers Team	HONDA	2'16.241 14	2'15.824 13	2'16.269 10	0.384 0.384
3	96 D.HOLGADO	SPA	Red Bull KTM Ajo	KTM	2'17.160 12	2'16.190 13	2'16.798 13	0.750 0.366
4	5 J.MASIA	SPA	Red Bull KTM Ajo	KTM	2'16.753 13	2'16.357 12	2'16.259 11	0.819 0.069
5	28 I.GUEVARA	SPA	Gaviota GASGAS Aspar Team	GASGAS	2'17.174 11	2'16.527 11	2'16.367 11	0.927 0.108
6	53 D.ÖNCÜ	TUR	Red Bull KTM Tech3	KTM	2'19.149 5	2'16.382 11	2'16.418 13	0.942 0.015
7	27 K.TOBA	JPN	CIP Green Power	KTM	2'18.801 12	2'16.393 14	2'18.298 10	0.953 0.011
8	99 C.TATAY	SPA	CFMOTO Racing PruestelGP	CFMOTO	2'16.737 13	2'16.451 10	2'16.578 14	1.011 0.058
9	24 T.SUZUKI	JPN	Leopard Racing	HONDA	2'17.690 11	2'16.502 11	2'17.456 9	1.062 0.051
10	71 A.SASAKI	JPN	Sterilgarda Husqvarna Max	HUSQVARNA	2'18.153 12	2'16.538 12	2'17.153 10	1.098 0.036
11	11 S.GARCIA	SPA	Gaviota GASGAS Aspar Team	GASGAS	2'17.309 14	2'16.540 13	2'16.623 11	1.100 0.002
12	54 R.ROSSI	ITA	SIC58 Squadra Corse	HONDA	2'18.963 6	2'16.553 12	2'19.322 5	1.113 0.013
13	10 D.MOREIRA	BRA	MT Helmets - MSI	KTM	2'17.075 13	2'17.258 11	2'16.795 11	1.355 0.242
14	66 J.KELSO	AUS	CIP Green Power	KTM	2'18.377 13	2'17.518 10	2'16.864 11	1.424 0.069
15	18 M.BERTELLE	ITA	QJMotor Avintia Racing Team	KTM	2'18.061 12	2'16.869 13	2'17.316 11	1.429 0.005
16	67 A.SURRA	ITA	Rivacold Snipers Team	HONDA	2'17.845 10	2'16.894 6	2'18.961 2	1.454 0.025
17	23 E.BARTOLINI	ITA	QJMotor Avintia Racing Team	KTM	2'20.460 10	2'16.905 13	2'17.518 11	1.465 0.011
18	43 X.ARTIGAS	SPA	CFMOTO Racing PruestelGP	CFMOTO	2'16.980 13	2'17.410 7	2'17.036 13	1.540 0.075
19	48 I.ORTOLÁ	SPA	Angeluss MTA Team	KTM	2'17.862 13	2'19.306 2	2'17.140 12	1.700 0.160
20	82 S.NEPA	ITA	Angeluss MTA Team	KTM	2'17.585 12	2'17.223 10	2'17.159 8	1.719 0.019
21	20 L.FELLON	FRA	SIC58 Squadra Corse	HONDA	2'18.196 12	2'17.658 12	2'17.169 10	1.729 0.010
22	31 A.FERNANDEZ	SPA	Red Bull KTM Tech3	KTM	2'18.988 3	2'18.279 8	2'17.207 11	1.767 0.038
23	19 S.OGDEN	GBR	VisionTrack Racing Team	HONDA	2'20.998 5	2'17.288 13	2'17.214 12	1.774 0.007
24	38 D.SALVADOR	SPA	Sterilgarda Husqvarna Max	HUSQVARNA	2'20.346 12	2'17.310 13	2'17.621 11	1.870 0.096
25	72 T.FURUSATO	JPN	Honda Team Asia	HONDA	2'20.138 14	2'18.505 14	2'17.913 13	2.473 0.603
26	87 G.RIU MALE	SPA	BOE SKX	KTM	2'19.151 14	2'18.076 7	2'18.004 10	2.564 0.091
27	6 R.YAMANAKA	JPN	MT Helmets - MSI	KTM	2'18.933 13	2'18.360 7	2'18.255 8	2.815 0.251
28	64 M.AJI	INA	Honda Team Asia	HONDA	2'19.746 14	2'18.628 10	2'18.769 12	3.188 0.373
29	22 A.CARRASCO	SPA	BOE SKX	KTM	2'20.995 12	2'18.629 13	2'19.424 11	3.189 0.001
30	70 J.WHATLEY	GBR	VisionTrack Racing Team	HONDA	2'21.505 9	2'19.989 9	2'20.192 13	4.549 1.360

Pole Position Record:	2017	Aron CANET	2'14.644	147.4 Km/h
Best Race Lap:	2017	Aron CANET	2'15.583	146.3 Km/h
All Time Lap Record:	2017	Aron CANET	2'14.644	147.4 Km/h

The results are provisional until the end of the limit for protest and appeals.

Time limit for protest expires 60' after publication of the results - Time:

These data/results cannot be reproduced, stored and/or transmitted in whole or in part by any manner of electronic, mechanical, photocopying, recording, broadcasting or otherwise now known or herein after developed without the previous express consent by the copyright owner, except for reproduction in daily press and regular printed publications on sale to the public within 60 days of the event related to those data/results and always provided that copyright symbol appears together as follows below.

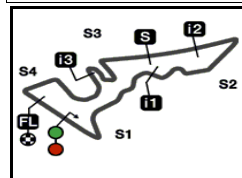
© DORNA, 2022

Official MotoGP Timing by TISSOT
www.motogp.com

Austin, Saturday, April 09, 2022







5513 m.

RED BULL GRAND PRIX OF THE AMERICAS

Free Practice Nr. 3

Top Speed & Average

12



Rider	Nation	Motorcycle	Top 5 speeds					Average	Top
48 Ivan ORTOLÁ	SPA	KTM	237.3	231.2	231.2	230.7	229.2	231.5	237.3
20 Lorenzo FELLON	FRA	HONDA	236.8	233.7	231.2	229.2	226.8	231.5	236.8
5 Jaume MASIA	SPA	KTM	235.2	234.7	229.2	228.3	228.3	230.7	235.2
31 Adrian FERNANDEZ	SPA	KTM	235.2	232.7	232.2	227.3	225.4	229.7	235.2
71 Ayumu SASAKI	JPN	HUSQVARNA	235.2	229.2	228.8	228.8	228.8	230.2	235.2
16 Andrea MIGNO	ITA	HONDA	234.7	233.7	230.2	227.3	226.8	230.5	234.7
24 Tatsuki SUZUKI	JPN	HONDA	234.2	231.2	230.2	230.2	229.7	231.1	234.2
54 Riccardo ROSSI	ITA	HONDA	233.7	227.3	226.8	226.8	226.8	228.3	233.7
7 Dennis FOGGIA	ITA	HONDA	232.7	229.2	228.8	228.8	228.8	229.7	232.7
23 Elia BARTOLINI	ITA	KTM	232.7	230.2	228.3	227.8	227.8	229.4	232.7
28 Izan GUEVARA	SPA	GASGAS	232.7	231.7	231.2	229.7	228.3	230.7	232.7
72 Taiyo FURUSATO	JPN	HONDA	232.7	227.3	225.9	225.9	225.4	227.4	232.7
82 Stefano NEPA	ITA	KTM	232.7	228.3	227.3	227.3	226.8	228.5	232.7
6 Ryusei YAMANAKA	JPN	KTM	232.2	230.2	229.7	228.8	226.4	229.5	232.2
11 Sergio GARCIA	SPA	GASGAS	231.2	229.7	227.3	227.3	227.3	228.6	231.2
53 Deniz ÖNCÜ	TUR	KTM	230.7	230.2	228.8	227.8	226.8	228.9	230.7
96 Daniel HOLGADO	SPA	KTM	230.7	229.2	228.3	228.3	226.4	228.2	230.7
19 Scott OGDEN	GBR	HONDA	230.2	228.3	227.3	226.8	225.4	227.6	230.2
10 Diogo MOREIRA	BRA	KTM	229.7	227.3	227.3	225.4	223.6	226.7	229.7
87 Gerard RIU MALE	SPA	KTM	229.7	229.2	226.8	226.8	224.5	226.6	229.7
18 Matteo BERTELLE	ITA	KTM	229.2	228.3	227.8	227.3	227.3	228.0	229.2
27 Kaito TOBA	JPN	KTM	228.3	227.3	225.9	225.4	225.0	226.4	228.3
38 David SALVADOR	SPA	HUSQVARNA	228.3	228.3	225.4	224.0	223.1	225.4	228.3
43 Xavier ARTIGAS	SPA	CFMOTO	228.3	226.8	226.4	224.5	224.5	226.1	228.3
66 Joel KELSO	AUS	KTM	228.3	227.3	225.4	225.0	224.5	226.1	228.3
22 Ana CARRASCO	SPA	KTM	226.8	225.4	225.0	224.5	223.6	224.8	226.8
70 Joshua WHATLEY	GBR	HONDA	226.8	225.4	223.6	223.6	223.1	224.5	226.8
99 Carlos TATAY	SPA	CFMOTO	226.4	225.0	225.0	224.5	222.6	224.7	226.4
67 Alberto SURRA	ITA	HONDA	225.4	223.1	221.3	104.2		193.5	225.4
64 Mario AJI	INA	HONDA	223.1	223.1	222.2	220.8	220.8	222.0	223.1

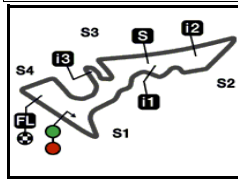
These data/results cannot be reproduced, stored and/or transmitted in whole or in part by any manner of electronic, mechanical, photocopying, recording, broadcasting or otherwise now known or herein after developed without the previous express consent by the copyright owner, except for reproduction in daily press and regular printed publications on sale to the public within 60 days of the event related to those data/results and always provided that copyright symbol appears together as follows below.

© DORNA, 2022

Official MotoGP Timing by TISSOT
www.motogp.com

Austin, Saturday, April 09, 2022





5513 m.

RED BULL GRAND PRIX OF THE AMERICAS

Free Practice Nr. 3

Chronological Analysis of Performances

13

* Lap / Sector time cancelled

T1 Time from finish line to 1st intermediate

T3 Time from 2nd intermed. to 3rd intermed.

P Crossing the finish line in pit lane

T2 Time from 1st intermed. to 2nd intermed.

T4 Time from 3rd intermediate to finish line

Lap	Lap Time	T1	T2	T3	T4	Speed	Lap	Lap Time	T1	T2	T3	T4	Speed		
1st	7	Dennis FOGGIA Leopard Racing ITA						12	9'28.650	41.709	35.367	35.040	31.346	226.4	
		Runs=2	Total laps=13	Full laps=7			13	2'29.386 *	38.747	37.433*	42.315	30.891	159.5		
1	4'04.509 *	34.906	34.108	35.176	31.017*	227.3	4th	28	Izan GUEVARA Gaviota GASGAS As SPA						
2	2'17.937	38.864	33.739	34.801	30.533	227.8			Runs=2	Total laps=11	Full laps=6				
3	2'17.626	38.759	33.782	34.669	30.416	228.8	1	3'07.858 *	34.526	34.533	34.973	31.133*	229.7		
4	2'19.728 *	38.643	33.686	36.818*	30.581*	192.5	2	2'18.238	38.868	33.885	34.796	30.689	225.9		
5	2'35.105 P	38.578	35.373*	44.418*	36.736	154.7	3	2'17.600	38.648	33.716	34.673	30.563	227.3		
6	11'05.345 *	33.270	34.552*	34.537	30.359*	232.7	4	2'17.177	38.446	33.789	34.519	30.423	225.4		
7	2'17.162	38.741	33.579	34.459	30.383	228.8	5	2'23.772 P	38.507	33.637	36.121	35.507	226.4		
8	2'16.851	38.565	33.501	34.540	30.245	228.3	6	12'37.248	33.612	34.579	34.905	31.365	225.9		
9	2'16.301	38.397	33.422	34.370	30.112	228.8	7	2'16.570	38.503	33.374	34.288	30.405	231.2		
10	2'25.040 P	40.70*	34.113	35.514	34.711	227.8	8	2'16.670	38.299	33.388	34.443	30.540	232.7		
11	11'42.106 *	32.314	34.009	34.583	30.336*	227.8	9	2'21.870 P	38.222	33.488	35.607	34.553	231.7		
12	2'16.155	38.359	33.311	34.317	30.168	228.3	10	14'08.063	44.217	40.118	39.173	30.679	206.5		
13	2'15.797	38.328	33.278	34.241	29.950	229.2	11	2'16.367	38.226	33.386	34.486	30.269	228.3		
2nd	5	Jaume MASIA Red Bull KTM Ajo SPA						5th	53	Deniz ÖNCÜ Red Bull KTM Tech3 TUR					
		Runs=2	Total laps=14	Full laps=6					Runs=2	Total laps=13	Full laps=6				
1	4'16.087	35.466	36.090	35.910	32.788	221.3	1	3'44.820 *	36.843	34.572	35.957	31.157*	230.7		
2	2'18.929 *	39.27*	34.042	34.808	30.805*	225.4	2	2'18.971 *	39.117	34.257	34.798	30.799*	227.8		
3	2'17.251	38.597	33.602	34.395	30.657	225.9	3	2'18.117	38.726	34.122	34.751	30.518	228.8		
4	2'17.624 *	38.535	33.630	34.729*	30.730	225.9	4	2'17.341	38.883	33.492	34.468	30.498	224.5		
5	2'31.585 P	39.28*	37.594*	38.661*	36.047	192.1	5	2'24.951 P	38.652	34.405	37.213*	34.681	212.1		
6	11'11.507	36.136	35.026	35.521	31.883	223.1	6	10'38.733 *	33.782	33.981	34.980	30.524*	223.6		
7	2'21.940	38.695	33.965	38.114	31.166	225.0	7	2'18.066	38.805	34.009	34.739	30.513	224.5		
8	2'17.904	38.539	33.835	34.472	31.058	235.2	8	2'17.684	38.544	33.764	34.736	30.640	225.0		
9	2'21.956 P	39.105	33.618	34.993	34.240	228.3	9	2'17.640	38.771	33.670	34.669	30.530	223.6		
10	7'03.372	35.258	34.678	35.665	31.531	228.3	10	2'24.066 P	38.71*	34.901	36.028	34.423	221.3		
11	2'16.259	38.338	33.277	34.137	30.507	234.7	11	10'32.082 *	35.206	33.766*	34.529	30.185	226.8		
12	2'16.489	38.455	33.233	34.257	30.544	228.3	12	2'22.808 *	41.43*	34.917	34.399	32.060	226.4		
13	2'36.136 *	46.18*	39.507	39.544	30.904	220.4	13	2'16.418	38.375	33.398	34.450	30.195	230.2		
14	2'16.765	38.585	33.432	34.258	30.490	229.2	6th	99	Carlos TATAY CFMOTO Racing Pru SPA						
3rd	16	Andrea MIGNO Rivacold Snipers Tea ITA								Runs=2	Total laps=15	Full laps=9			
		Runs=2	Total laps=13	Full laps=5			1	3'44.322	36.151	37.268	39.543	31.149	188.4		
1	3'41.496	35.912	34.451	35.510	31.017	225.9	2	2'18.138	39.130	33.841	34.787	30.380	224.5		
2	2'18.750	39.187	33.936	34.849	30.778	225.9	3	2'17.565	38.538	33.889	34.684	30.454	222.6		
3	2'31.790 *	51.732	34.289	34.984	30.785*	227.3	4	2'17.184	38.659	33.619	34.544	30.362	221.3		
4	2'18.761 *	38.987	33.636	35.358*	30.780	218.6	5	2'31.565 P	41.233	34.893	39.042*	36.397	209.3		
5	2'28.337 P	38.593	33.700*	40.342*	35.702	176.1	6	11'22.815 *	34.747	34.095*	34.834	30.601	220.8		
6	11'44.822	33.520	34.498	34.871	30.465	225.0	7	2'17.287	38.702	33.722	34.464	30.399	222.2		
7	2'17.909	38.769	33.715	35.003	30.422	225.9	8	2'22.705	39.336	36.307	36.012	31.050	215.5		
8	2'16.941	38.605	33.381	34.403	30.552	233.7	9	2'19.861	38.603	33.780	35.067	32.411	221.7		
9	2'16.377	38.314	33.291	34.298	30.474	234.7	10	2'17.781	38.618	33.681	34.712	30.770	222.2		
10	2'16.269	38.384	33.168	34.224	30.493	230.2	11	2'24.546 P	40.03*	34.959	36.139	33.417	209.7		
11	2'20.352 P	38.347	33.392	34.727	33.886	226.8									

Fastest Lap: Dennis FOGGIA Leopard Racing ITA **2'15.797** 38.328 33.278 34.241 29.950

These data/results cannot be reproduced, stored and/or transmitted in whole or in part by any manner of electronic, mechanical, photocopying, recording, broadcasting or otherwise now known or herein after developed without the previous express consent by the copyright owner, except for reproduction in daily press and regular printed publications on sale to the public within 60 days of the event related to those data/results and always provided that copyright symbol appears together as follows below.
© DORNA, 2022

Free Practice Nr. 3

Moto3

Lap	Lap Time	T1	T2	T3	T4	Speed	Lap	Lap Time	T1	T2	T3	T4	Speed
12	6'28.371 *	36.247	34.405	34.701	31.023*	225.0	4	2'24.404	38.729	33.802	41.084	30.789	228.3
13	2'16.882	38.573	33.540	34.512	30.257	225.0	5	2'31.756 P	38.703	34.251*	42.010*	36.792	171.7
14	2'16.578	38.380	33.442	34.367	30.389	226.4	6	11'06.008	32.500	33.903	34.949	30.654	224.0
15	2'20.395 *	37.84*	36.910	35.073	30.569*	219.9	7	2'17.754	38.545	33.767	34.624	30.818	225.4
7th 11 Sergio GARCIA Gaviota GASGAS As SPA							8	2'25.132 P	38.42*	34.864	36.303	35.544	215.1
Runs=2 Total laps=11 Full laps=5							9	13'27.355	35.974	34.123	34.845	31.013	222.2
1	3'50.279	36.312	35.084	35.687	31.142	226.8	10	2'16.925	38.512	33.503	34.531	30.379	224.5
2	2'18.739	39.055	33.908	35.023	30.753	227.3	11	2'16.864	38.420	33.611	34.447	30.386	227.3
3	2'25.536	38.667	33.996	41.727	31.146	227.3	12	2'20.721	38.974	35.449	35.286	31.012	225.0
4	2'18.473 *	38.676	33.667	35.489*	30.641	227.3	11th 43 Xavier ARTIGAS CFMOTO Racing Pru SPA						
5	2'31.429 P	38.645	34.546*	42.393*	35.845	161.6	Runs=2 Total laps=14 Full laps=5						
6	11'34.078	34.260	35.495	35.755	35.997	222.6	1	3'42.211	36.419	34.544	35.512	31.129	228.3
7	2'17.414	38.468	33.614	34.703	30.629	229.7	2	2'18.233	38.999	33.788	34.732	30.714	226.4
8	2'17.544	38.489	33.698	34.767	30.590	231.2	3	2'30.809 *	41.904	35.291*	41.987	31.627*	210.1
9	2'24.366 P	38.598	34.635	36.242	34.891	219.9	4	2'20.010 *	39.030	34.719	35.441*	30.820	212.5
10	14'07.907	42.467	43.807	40.240	30.581	209.7	5	2'29.674 P	38.443	33.694*	41.666*	35.871	175.0
11	2'16.623	38.116	33.636	34.448	30.423	226.4	6	11'32.672	33.818	34.743	35.859	36.785	226.8
8th 10 Diogo MOREIRA MT Helmets - MSI BRA							7	2'18.401	38.479	33.893	35.237	30.792	224.5
Runs=2 Total laps=11 Full laps=4							8	2'21.410	38.768	36.185	35.335	31.122	217.7
1	4'15.095 *	36.289	35.545	35.566	32.511*	218.1	9	2'20.380 *	38.843	34.179	35.215	32.143*	223.1
2	2'20.368 *	38.26*	35.127	35.932	31.046	206.8	10	2'22.082 P	38.687	34.126	34.796	34.473	224.0
3	2'18.458	38.430	34.675	34.656	30.697	221.7	11	8'24.992	34.570	34.120	35.208	31.116	224.5
4	2'17.806 *	38.693	33.809	34.759*	30.545	223.6	12	2'17.532	38.523	33.792	34.633	30.584	224.0
5	2'30.774 P	38.26*	36.734*	39.201*	36.578	182.1	13	2'17.036	38.472	33.598	34.555	30.411	223.6
6	11'14.950	36.345	35.464	35.538	35.507	220.4	14	2'32.414 *	38.407	42.666*	40.453	30.888	221.7
7	2'17.201	38.330	33.570	34.516	30.785	225.4	12th 48 Ivan ORTOLÁ Angeluss MTA Team SPA						
8	2'18.373	38.323	34.105	34.814	31.131	227.3	Runs=2 Total laps=12 Full laps=5						
9	2'25.437 P	38.696	33.458	38.024	35.259	227.3	1	3'44.981	36.699	34.494	35.989	31.190	230.7
10	14'09.164	36.076	42.045	46.184	30.926	187.8	2	2'18.939	39.419	34.076	34.714	30.730	231.2
11	2'16.795	38.561	33.564	34.320	30.350	229.7	3	2'20.086 *	38.900	33.953	34.814	32.419*	231.2
9th 96 Daniel HOLGADO Red Bull KTM Ajo SPA							4	2'18.488	39.094	33.683	34.863	30.848	224.0
Runs=2 Total laps=15 Full laps=8							5	2'27.958 P	38.970	35.232	37.688*	36.068	218.1
1	3'02.657	35.998	34.909	35.328	31.306	224.0	6	11'43.679 *	33.293	34.605	40.450	37.847*	225.0
2	2'19.736	39.660	33.857	35.145	31.074	224.0	7	2'18.715 *	38.743	33.588	34.922	31.462*	237.3
3	2'22.492 *	40.191	35.003	36.304	30.994*	193.8	8	2'18.926	38.958	34.382	34.739	30.847	229.2
4	2'18.405	38.654	34.115	34.836	30.800	224.5	9	2'17.655	38.673	33.808	34.638	30.536	229.2
5	2'32.099 P	40.972	34.766	36.305	40.056	222.2	10	2'28.445 P	40.971	35.011	35.689	36.774	221.7
6	12'17.889	35.243	35.386	34.975	32.497	230.7	11	11'30.396 *	32.682	34.071	34.922	39.787*	224.0
7	2'18.433	38.774	33.965	34.764	30.930	228.3	12	2'17.140	38.642	33.528	34.530	30.440	223.6
8	2'19.042	39.218	33.907	34.722	31.195	225.9	13th 71 Ayumu SASAKI Sterilgarda Husqvarna JPN						
9	2'18.123	38.674	33.882	34.723	30.844	226.4	Runs=2 Total laps=10 Full laps=5						
10	2'28.368 P	40.00*	34.935	36.470	36.958	219.0	1	3'52.358	34.737	35.000	35.622	30.969	225.4
11	4'39.929	36.618	34.295	35.935	31.112	226.4	2	2'18.386	39.016	33.903	34.902	30.565	228.8
12	2'17.592	38.813	33.603	34.696	30.480	228.3	3	2'18.568	39.025	33.829	35.047	30.667	227.3
13	2'16.798	38.555	33.321	34.477	30.445	229.2	4	2'18.067	38.973	33.533	34.858	30.703	228.8
14	2'22.700 *	41.83*	34.589	34.938	31.340	222.2	5	2'28.936 P	39.148	35.031	39.052*	35.705	188.4
15	2'18.316	38.810	33.708	35.177	30.621	225.9	6	11'42.849	32.553	34.506	34.858	34.882	225.9
10th 66 Joel KELSO CIP Green Power AUS							7	2'17.530	38.734	33.666	34.653	30.477	229.2
Runs=2 Total laps=12 Full laps=6							8	2'21.043 P	38.545	33.832	34.778	33.888	235.2
1	3'41.924	34.886	37.467	36.733	31.115	201.4	9	16'23.086	44.723	35.129	35.608	35.760	228.8
2	2'18.772	39.008	34.219	34.997	30.548	223.6	10	2'17.153	38.507	33.679	34.530	30.437	228.3
3	2'29.272 *	39.341	35.791*	40.065	34.075	221.7							

Fastest Lap: Dennis FOGGIA Leopard Racing ITA **2'15.797** 38.328 33.278 34.241 29.950

These data/results cannot be reproduced, stored and/or transmitted in whole or in part by any manner of electronic, mechanical, photocopying, recording, broadcasting or otherwise now known or herein after developed without the previous express consent by the copyright owner, except for reproduction in daily press and regular printed publications on sale to the public within 60 days of the event related to those data/results and always provided that copyright symbol appears together as follows below.
© DORNA, 2022

Official MotoGP Timing by TISSOT
www.motogp.com

Austin, Saturday, April 09, 2022

Page 2 of 5



Free Practice Nr. 3

Moto3

Lap	Lap Time	T1	T2	T3	T4	Speed	Lap	Lap Time	T1	T2	T3	T4	Speed	
14th	82	Stefano NEPA Angeluss MTA Team ITA						18th	18	Matteo BERTELLE QJMotor Avintia Racin ITA				
		Runs=2	Total laps=12	Full laps=6					Runs=2	Total laps=11	Full laps=5			
1	3'48.399	38.111	35.530	35.907	30.999	221.3	1	3'44.437	36.573	35.023	35.895	31.097	227.3	
2	2'19.114	39.314	33.927	35.127	30.746	223.1	2	2'19.799	39.339	34.426	35.355	30.679	224.5	
3	2'18.621	38.911	34.004	34.951	30.755	227.3	3	2'18.171	38.929	33.830	34.810	30.602	227.3	
4	2'28.862	38.944	34.125	44.945	30.848	190.4	4	2'29.278	* 39.204	37.534*	41.589	30.951	165.6	
5	2'32.946	P 38.745	34.400*	42.049*	37.752	165.6	5	2'33.785	P 38.537	34.256*	44.313*	36.679	148.7	
6	11'32.275	34.018	35.336	34.968	38.556	227.3	6	11'18.282	33.030	34.474	35.205	31.867	228.3	
7	2'17.391	38.736	33.563	34.630	30.462	226.8	7	2'32.667	39.075	34.033	43.393	36.166	222.2	
8	2'17.159	38.480	33.587	34.773	30.319	232.7	8	2'18.550	38.924	33.925	34.872	30.829	229.2	
9	2'22.724	38.408	33.673	35.118	35.525	228.3	9	2'22.480	P 38.634	33.684	35.187	34.975	227.8	
10	2'29.542	P 41.552	39.509	35.650	32.831	222.6	10	14'04.917	39.459	40.885	39.329	30.625	186.2	
11	11'20.523	* 32.199	34.140	34.784	39.347*	224.5	11	2'17.316	38.558	33.564	34.747	30.447	221.7	
12	2'25.358	* 38.692	37.214*	38.847	30.605*	220.4								
15th	20	Lorenzo FELLON SIC58 Squadra Corse FRA						19th	24	Tatsuki SUZUKI Leopard Racing JPN				
		Runs=2	Total laps=10	Full laps=4					Runs=2	Total laps=10	Full laps=3			
1	3'44.125	44.905	38.175	41.280	31.223	219.0	1	3'47.241	34.142	35.096	36.135	31.546	231.2	
2	2'20.039	39.500	34.110	35.107	31.322	229.2	2	2'18.501	38.848	33.843	34.925	30.885	234.2	
3	2'27.309	* 39.395	36.610*	39.352	31.952*	225.0	3	2'29.965	* 38.760	37.711*	41.871	31.623	205.3	
4	2'23.580	P 38.936	34.202	36.717*	33.725	225.4	4	2'20.444	* 38.667	34.105	36.863*	30.809	217.7	
5	13'59.519	* 1'10.098		36.256	37.690*	225.9	5	2'41.637	P 38.647	34.437*	46.705*	41.848	165.6	
6	2'20.846	39.050	33.867	36.590	31.339	226.8	6	11'22.261	33.869	34.897	35.920	43.418	230.2	
7	2'18.606	38.597	34.409	34.881	30.719	233.7	7	3'54.133	P			40.640		
8	2'22.803	P 38.749	34.231	35.137	34.686	236.8	8	16'29.289	* 46.804	34.679	35.446	30.642*	230.2	
9	14'10.616	42.051	43.772	41.417	30.929	207.6	9	2'17.456	38.564	33.724	34.714	30.454	229.2	
10	2'17.169	38.568	33.564	34.629	30.408	231.2	10	2'18.162	38.674	33.796	34.993	30.699	229.7	
16th	31	Adrian FERNANDEZ Red Bull KTM Tech3 SPA						20th	23	Elia BARTOLINI QJMotor Avintia Racin ITA				
		Runs=2	Total laps=11	Full laps=5					Runs=2	Total laps=12	Full laps=4			
1	3'45.156	35.331	34.489	35.921	31.146	232.7	1	3'50.389	36.883	36.311	37.484	31.140	223.1	
2	2'19.336	39.374	34.121	35.106	30.735	235.2	2	2'18.808	39.058	34.064	34.972	30.714	227.8	
3	2'18.053	38.910	33.835	34.882	30.426	232.2	3	2'23.244	* 38.618	34.156	39.542	30.928*	228.3	
4	2'20.371	* 38.878	33.799	36.967	30.727*	224.0	4	2'19.048	* 38.741	34.026	35.529*	30.752	224.0	
5	2'26.917	P 38.943	33.936	38.254*	35.784	222.6	5	2'28.737	P 38.452	34.328*	40.382*	35.575	175.8	
6	11'45.026	* 33.216	35.221	36.674	39.238*	223.6	6	11'33.783	* 33.271	35.380	37.458	38.568*	221.7	
7	2'18.230	38.897	33.756	34.881	30.696	227.3	7	2'21.223	* 38.490	33.840	37.568	31.325*	232.7	
8	2'18.029	38.839	33.821	34.645	30.724	225.4	8	2'19.017	38.746	34.719	34.966	30.586	230.2	
9	2'22.013	P 38.927	33.833	34.791	34.462	225.4	9	2'23.720	P 38.536	33.973	36.319	34.892	226.8	
10	14'12.151	41.995	39.813	39.290	30.558	217.3	10	13'25.721	* 46.769	34.497	35.476	30.770*	227.8	
11	2'17.207	38.557	33.587	34.735	30.328	225.0	11	2'17.518	38.425	33.725	34.751	30.617	225.9	
12							12	2'18.288	38.458	33.803	35.172	30.855	225.0	
17th	19	Scott OGDEN VisionTrack Racing T GBR						21st	38	David SALVADOR Sterilgarda Husqvarna SPA				
		Runs=2	Total laps=12	Full laps=6					Runs=2	Total laps=11	Full laps=6			
1	3'08.642	34.830	34.757	35.255	31.013	226.8	1	3'42.892	36.159	34.437	35.431	31.193	225.4	
2	2'18.454	39.114	33.785	34.882	30.673	225.4	2	2'19.467	39.264	34.006	35.337	30.860	222.6	
3	2'18.356	* 38.18*	34.381	35.069	30.723	223.1	3	2'24.489	38.951	34.250	34.954	36.334	223.1	
4	2'18.673	38.703	34.403	34.972	30.595	224.0	4	2'19.877	38.951	33.924	35.627	31.375	224.0	
5	2'31.811	P 38.773	35.134	36.314	41.590	210.1	5	2'40.466	P 41.623	35.452*	45.679*	37.712	133.8	
6	12'25.789	35.873	34.817	35.443	31.712	221.3	6	11'26.572	33.685	37.370	37.745	36.925	208.4	
7	2'18.467	38.901	33.970	34.838	30.758	227.3	7	2'18.847	38.745	33.659	35.070	31.373	228.3	
8	2'18.717	38.770	34.017	35.043	30.887	225.0	8	2'19.064	39.107	33.927	35.108	30.922	223.1	
9	2'17.782	38.494	33.573	34.990	30.725	228.3	9	2'24.283	P 39.29*	34.333	36.536	34.115	203.7	
10	2'21.315	P 38.613	33.715	34.922	34.065	224.0	10	14'10.662	37.451	45.023	39.942	31.054	209.7	
11	11'43.036	34.599	38.547	45.699	35.419	162.8	11	2'17.621	38.651	33.825	34.635	30.510	228.3	
12	2'17.214	38.473	33.650	34.738	30.353	230.2								

Fastest Lap: Dennis FOGGIA Leopard Racing ITA **2'15.797** 38.328 33.278 34.241 29.950

These data/results cannot be reproduced, stored and/or transmitted in whole or in part by any manner of electronic, mechanical, photocopying, recording, broadcasting or otherwise now known or herein after developed without the previous express consent by the copyright owner, except for reproduction in daily press and regular printed publications on sale to the public within 60 days of the event related to those data/results and always provided that copyright symbol appears together as follows below.
© DORNA, 2022



Free Practice Nr. 3

Moto3

Lap	Lap Time	T1	T2	T3	T4	Speed	Lap	Lap Time	T1	T2	T3	T4	Speed
22nd	72	Taiyo FURUSATO			Honda Team Asia		JPN						
		Runs=1	Total laps=16	Full laps=6									
1	3'45.594 *	36.231	35.337	36.295	31.946*	225.9	6	11'30.725 *	38.064	35.847	36.109	34.468*	224.0
2	2'20.274	39.525	34.098	35.471	31.180	232.7	7	2'23.799 *	38.655	33.959	35.036	36.149*	228.3
3	2'19.136 *	39.266	34.108	35.023	30.739*	227.3	8	2'20.710 *	40.21*	34.499	35.334	30.659	224.5
4	2'21.918 *	39.331	34.888	35.915	31.784*	217.7	9	2'18.985	38.806	34.013	35.314	30.852	225.4
5	2'30.650 P	39.726	34.997*	39.268*	36.659	185.2	10	2'18.298	38.692	34.057	35.074	30.475	223.6
6	11'25.078	35.534	35.955	35.482	31.068	223.6	11	2'23.874 P	38.41*	34.966	35.462	35.029	221.7
7	2'19.183	38.952	33.888	35.123	31.220	225.9	12	6'51.105 *	47.633	34.268*	34.991	30.429*	225.0
8	2'34.511 *	39.037	38.932*	45.455	31.087	184.9	13	2'27.988 *	43.45*	38.265	35.644	30.622	220.8
9	2'19.213	39.176	34.063	35.285	30.689	222.2	14	2'31.613 P	40.700	40.408	35.579	34.926	222.2
10	2'19.447	38.865	33.900	35.132	31.550	220.8	26th 64 Mario AJI						
11	2'19.255	39.135	33.948	35.080	31.092	220.4			Runs=2	Total laps=12	Full laps=5		
12	2'24.125 *	39.16*	37.847*	35.535	31.579	225.4	1	3'43.093	36.415	34.454	36.291	31.033	223.1
13	2'17.913	38.741	33.776	34.758	30.638	225.0	2	2'22.994	39.667	35.868	36.448	31.011	220.4
14	2'20.515 *	40.34*	34.272	35.093	30.810*	221.7	3	2'19.775	39.446	34.099	35.314	30.916	222.2
15	2'22.386 *	40.46*	35.177	35.764	30.978	220.4	4	2'26.866 P	39.946	35.908*	36.346	34.666	214.2
16	2'22.692 *	39.222	33.845	35.039	34.586*	219.5	5	14'07.723	33.870	36.569	38.530	38.712	214.2
23rd 87 Gerard RIU MALE							BOE SKX		SPA				
		Runs=2	Total laps=12	Full laps=7									
1	3'44.007	35.768	37.792	35.991	31.372	226.8	6	2'19.543 *	39.232	33.990	35.245	31.076*	220.8
2	2'21.318	40.326	34.746	35.378	30.868	229.7	7	2'19.353	39.421	33.973	35.216	30.743	220.8
3	2'20.668	39.609	34.201	35.537	31.321	224.5	8	2'21.547	39.210	35.247	35.818	31.272	215.1
4	2'24.717 P	39.598	34.031	36.002	35.086	223.1	9	2'25.496 P	39.316	35.935	36.273	33.972	212.5
5	13'50.960	34.263	38.687	36.062	30.963	215.5	10	9'10.010 *	37.555	34.224*	35.084	31.999*	219.5
6	2'20.516	39.574	34.191	35.071	31.680	224.5	11	2'29.725 *	41.60*	37.758	39.534	30.825	210.9
7	2'19.911	39.309	34.151	35.327	31.124	221.3	12	2'18.769	38.998	34.330	34.973	30.468	223.1
8	2'23.889 P	39.559	33.938	35.206	35.186	220.8	27th 67 Alberto SURRA						
9	10'56.655	35.925	34.189	34.995	30.804	229.2			Runs=1	Total laps=4	Full laps=2		
10	2'18.004	38.811	33.661	34.822	30.710	226.8	1	3'41.641	35.831	34.482	35.452	30.960	223.1
11	2'18.985	39.158	33.790	35.127	30.910	224.5	2	2'18.961	39.169	34.188	34.897	30.707	225.4
12	2'19.201	39.127	34.117	35.021	30.936	223.1	3	2'22.857	40.233	34.564	34.930	33.130	221.3
24th 6 Ryusei YAMANAKA							MT Helmets - MSI		JPN				
		Runs=2	Total laps=12	Full laps=6									
1	3'45.365	36.563	34.571	36.280	31.094	232.2	unfinished	39.206	33.891				104.2
2	2'19.231	39.270	34.393	34.963	30.605	230.2	28th 54 Riccardo ROSSI						
3	2'19.178	39.044	34.274	35.166	30.694	222.2			Runs=2	Total laps=9	Full laps=1		
4	2'18.529	39.127	33.766	34.873	30.763	224.0	1	4'04.867	34.950	34.654	35.506	31.057	222.6
5	2'30.648 P	38.962	35.324	39.215*	37.147	208.4	2	4'40.165 P	2'48.317	39.490	36.068	36.290	220.4
6	11'47.492 *	32.775	34.355	35.103	35.762*	228.8	3	16'10.365	34.101	35.667	35.887	38.148	225.9
7	2'21.733 *	41.239	34.859*	35.128	30.507*	226.4	4	2'21.882 *	38.990	35.125	36.206	31.561*	227.3
8	2'18.255	38.748	33.962	34.891	30.654	224.0	5	2'19.322	38.882	33.950	35.371	31.119	233.7
9	2'19.194	38.710	34.066	35.267	31.151	220.8	6	2'26.026 *	39.407	34.160	36.420	36.039*	226.8
10	2'24.734 P	38.22*	34.862	35.760	35.887	218.1	7	2'25.880 P	39.077	35.726	36.355	34.722	221.7
11	11'43.775	45.496	40.179	41.916	30.760	216.0	8	11'40.600 *	38.007	35.436	36.989	37.719*	226.8
12	2'18.383	38.828	33.748	34.878	30.929	229.7	9	2'21.696 *	39.012	34.054	35.548	33.082*	226.8
25th 27 Kaito TOBA							CIP Green Power		JPN				
		Runs=3	Total laps=14	Full laps=4									
1	3'50.802	38.069	35.991	35.830	31.285	227.3	29th 22 Ana CARRASCO						
2	2'19.527	39.288	34.281	35.142	30.816	225.9			Runs=2	Total laps=13	Full laps=6		
3	2'24.648	38.967	38.020	36.303	31.358	224.5	1	3'12.686	40.727	36.299	36.370	31.390	224.5
4	2'18.864 *	38.940	34.045	35.356*	30.523	218.6	2	2'21.278	39.929	34.486	35.748	31.115	221.7
5	2'32.686 P	38.651	34.357*	42.217*	37.461	177.0	3	2'20.717	39.704	34.195	35.593	31.225	223.1
26th 64 Mario AJI							Honda Team Asia		INA				
		Runs=2	Total laps=12	Full laps=5									
1	3'43.093	36.415	34.454	36.291	31.033	223.1	4	2'43.493 *	39.765	40.719	40.344	42.665*	214.7
2	2'22.994	39.667	35.868	36.448	31.011	220.4	5	2'29.097 P	39.576	34.699	39.171*	35.651	197.0
3	2'19.775	39.446	34.099	35.314	30.916	222.2	6	11'35.166	34.365	36.762	36.656	31.027	215.1
4	2'26.866 P	39.946	35.908*	36.346	34.666	214.2	7	2'20.279	39.772	34.170	35.333	31.004	225.0
5	14'07.723	33.870	36.569	38.530	38.712	214.2	8	2'20.747	39.341	34.487	35.640	31.279	223.1
6	2'19.543 *	39.232	33.990	35.245	31.076*	220.8	9	2'24.665 P	39.779	34.370	36.265	34.251	221.7
7	2'19.353	39.421	33.973	35.216	30.743	220.8	10	10'56.648	33.548	34.501	35.304	30.799	226.8
8	2'21.547	39.210	35.247	35.818	31.272	215.1	Fastest Lap: Dennis FOGGIA						
9	2'25.496 P	39.316	35.935	36.273	33.972	212.5	Leopard Racing						
10	9'10.010 *	37.555	34.224*	35.084	31.999*	219.5	ITA						
11	2'29.725 *	41.60*	37.758	39.534	30.825	210.9	2'15.797						
12	2'18.769	38.998	34.330	34.973	30.468	223.1	38.328						
27th 67 Alberto SURRA							Rivacold Snipers Tea		ITA				
		Runs=1	Total laps=4	Full laps=2									
1	3'41.641	35.831	34.482	35.452	30.960	223.1	33.278						
2	2'18.961	39.169	34.188	34.897	30.707	225.4	34.241						
3	2'22.857	40.233	34.564	34.930	33.130	221.3	29.950						
unfinished	39.206	33.891				104.2							
28th 54 Riccardo ROSSI							SIC58 Squadra Corse		ITA				
		Runs=2	Total laps=9	Full laps=1									
1	4'04.867	34.950	34.654	35.506	31.057	222.6							
2	4'40.165 P	2'48.317	39.490	36.068	36.290	220.4							
3	16'10.365	34.101	35.667	35.887	38.148	225.9							
4	2'21.882 *	38.990	35.125	36.206	31.561*	227.3							
5	2'19.322	38.882	33.950	35.371	31.119	233.7							
6	2'26.026 *	39.407	34.160	36.420	36.039*	226.8							
7	2'25.880 P	39.077	35.726	36.355	34.722	221.7							
8	11'40.600 *	38.007	35.436	36.989	37.719*	226.8							
9	2'21.696 *	39.012	34.054	35.548	33.082*	226.8							
29th 22 Ana CARRASCO							BOE SKX		SPA				
		Runs=2	Total laps=13	Full laps=6									
1	3'12.686	40.727	36.299	36.370	31.390	224.5							
2	2'21.278	39.929	34.486	35.748	31.115	221.7							
3	2'20.717	39.704	34.195	35.593	31.225	223.1							
4	2'43.493 *	39.765	40.719	40.344	42.665*	214.7							
5	2'29.097 P	39.576	34.699	39.171*	35.651	197.0							
6	11'35.166	34.365	36.762	36.656	31.027	215.1							
7	2'20.279	39.772	34.170	35.333	31.004	225.0							
8	2'20.												

Free Practice Nr. 3

Moto3

Lap	Lap Time	T1	T2	T3	T4	Speed	Lap	Lap Time	T1	T2	T3	T4	Speed
11	2'19.424	39.230	34.029	35.185	30.980	225.4							
12	2'20.870 *	38.35*	34.457	35.492	32.567	223.6							
13	2'23.779	39.490	34.220	38.722	31.347	223.6							

30th 70 Joshua WHATLEY VisionTrack Racing T GBR
 Runs=2 Total laps=13 Full laps=6

1	3'11.997	38.109	36.107	37.241	33.756	216.4							
2	2'23.493	40.970	34.856	35.949	31.718	219.0							
3	2'43.374	40.178	34.942	50.412	37.842	216.4							
4	2'29.490 *	44.36*	36.289	37.022	31.811	200.3							
5	2'34.220 P	39.681	35.290*	42.690*	36.559	139.3							
6	11'20.764	35.014	36.022	35.835	31.076	223.6							
7	2'31.065	39.705	34.311	42.122	34.927	223.1							
8	2'21.330	39.496	34.734	36.087	31.013	226.8							
9	2'20.746	39.346	34.411	35.657	31.332	220.4							
10	2'31.461 P	39.438	36.335	40.341	35.347	181.2							
11	9'10.088 *	46.082	35.183	35.498	31.130*	222.6							
12	2'28.519 *	40.42*	36.306	40.689	31.104	223.6							
13	2'20.192	39.208	34.387	35.184	31.413	225.4							

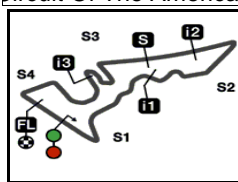
Fastest Lap: Dennis FOGGIA Leopard Racing ITA **2'15.797** 38.328 33.278 34.241 29.950

These data/results cannot be reproduced, stored and/or transmitted in whole or in part by any manner of electronic, mechanical, photocopying, recording, broadcasting or otherwise now known or herein after developed without the previous express consent by the copyright owner, except for reproduction in daily press and regular printed publications on sale to the public within 60 days of the event related to those data/results and always provided that copyright symbol appears together as follows below.
 © DORNA, 2022

Official MotoGP Timing by TISSOT
 www.motogp.com

Austin, Saturday, April 09, 2022





5513 m.

RED BULL GRAND PRIX OF THE AMERICAS

Free Practice Nr. 3

Best Partial Times

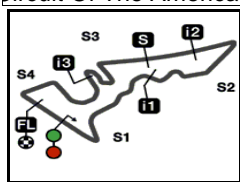
Moto3™

IT Ideal Lap Time, sum of the best partial times

BT Best Lap Time

T1		T2		T3		T4				IT	BT	
Pos	Rider	Time	Rider	Time	Rider	Time	Rider	Time	Pos	Rider	IT	BT
1	S.GARCIA	38.116	A.MIGNO	33.168	J.MASIA	34.137	D.FOGGIA	29.950	1	D.FOGGIA	2'15.797	2'15.797 (1)
2	I.GUEVARA	38.222	J.MASIA	33.233	A.MIGNO	34.224	D.ÖNCÜ	30.185	2	A.MIGNO	2'16.128	2'16.269 (3)
3	A.MIGNO	38.314	D.FOGGIA	33.278	D.FOGGIA	34.241	C.TATAY	30.257	3	I.GUEVARA	2'16.153	2'16.367 (4)
4	D.MOREIRA	38.323	D.HOLGADO	33.321	I.GUEVARA	34.288	I.GUEVARA	30.269	4	J.MASIA	2'16.198	2'16.259 (2)
5	D.FOGGIA	38.328	I.GUEVARA	33.374	D.MOREIRA	34.320	S.NEPA	30.319	5	D.ÖNCÜ	2'16.357	2'16.418 (5)
6	J.MASIA	38.338	D.ÖNCÜ	33.398	C.TATAY	34.367	A.FERNANDEZ	30.328	6	C.TATAY	2'16.446	2'16.578 (6)
7	D.ÖNCÜ	38.375	C.TATAY	33.442	D.ÖNCÜ	34.399	D.MOREIRA	30.350	7	D.MOREIRA	2'16.451	2'16.795 (8)
8	C.TATAY	38.380	D.MOREIRA	33.458	J.KELSO	34.447	S.OGDEN	30.353	8	S.GARCIA	2'16.601	2'16.623 (7)
9	X.ARTIGAS	38.407	J.KELSO	33.503	S.GARCIA	34.448	J.KELSO	30.379	9	J.KELSO	2'16.749	2'16.864 (10)
10	S.NEPA	38.408	I.ORTOLÁ	33.528	D.HOLGADO	34.477	L.FELLON	30.408	10	D.HOLGADO	2'16.798	2'16.798 (9)
11	J.KELSO	38.420	A.SASAKI	33.533	I.ORTOLÁ	34.530	X.ARTIGAS	30.411	11	S.NEPA	2'16.920	2'17.159 (14)
12	E.BARTOLINI	38.425	S.NEPA	33.563	A.SASAKI	34.530	A.MIGNO	30.422	12	X.ARTIGAS	2'16.971	2'17.036 (11)
13	S.OGDEN	38.473	M.BERTELLE	33.564	X.ARTIGAS	34.555	S.GARCIA	30.423	13	A.SASAKI	2'17.007	2'17.153 (13)
14	A.SASAKI	38.507	L.FELLON	33.564	L.FELLON	34.629	A.SASAKI	30.437	14	A.FERNANDEZ	2'17.117	2'17.207 (16)
15	M.BERTELLE	38.537	S.OGDEN	33.573	S.NEPA	34.630	I.ORTOLÁ	30.440	15	S.OGDEN	2'17.137	2'17.214 (17)
16	D.HOLGADO	38.555	A.FERNANDEZ	33.587	D.SALVADOR	34.635	D.HOLGADO	30.445	16	I.ORTOLÁ	2'17.140	2'17.140 (12)
17	A.FERNANDEZ	38.557	X.ARTIGAS	33.598	A.FERNANDEZ	34.645	M.BERTELLE	30.447	17	L.FELLON	2'17.169	2'17.169 (15)
18	T.SUZUKI	38.564	S.GARCIA	33.614	T.SUZUKI	34.714	T.SUZUKI	30.454	18	M.BERTELLE	2'17.295	2'17.316 (18)
19	L.FELLON	38.568	D.SALVADOR	33.659	S.OGDEN	34.738	M.AJI	30.468	19	D.SALVADOR	2'17.455	2'17.621 (21)
20	I.ORTOLÁ	38.642	G.RIU MALE	33.661	M.BERTELLE	34.747	K.TOBA	30.475	20	T.SUZUKI	2'17.456	2'17.456 (19)
21	K.TOBA	38.651	T.SUZUKI	33.724	E.BARTOLINI	34.751	J.MASIA	30.490	21	E.BARTOLINI	2'17.487	2'17.518 (20)
22	D.SALVADOR	38.651	E.BARTOLINI	33.725	T.FURUSATO	34.758	D.SALVADOR	30.510	22	T.FURUSATO	2'17.913	2'17.913 (22)
23	R.YAMANAKA	38.710	R.YAMANAKA	33.748	G.RIU MALE	34.822	E.BARTOLINI	30.586	23	R.YAMANAKA	2'17.936	2'18.255 (24)
24	T.FURUSATO	38.741	T.FURUSATO	33.776	R.YAMANAKA	34.873	R.YAMANAKA	30.605	24	G.RIU MALE	2'18.004	2'18.004 (23)

These data/results cannot be reproduced, stored and/or transmitted in whole or in part by any manner of electronic, mechanical, photocopying, recording, broadcasting or otherwise now known or herein after developed without the previous express consent by the copyright owner, except for reproduction in daily press and regular printed publications on sale to the public within 60 days of the event related to those data/results and always provided that copyright symbol appears together as follows below.
© DORNA, 2022



5513 m.

RED BULL GRAND PRIX OF THE AMERICAS

Free Practice Nr. 3

Best Partial Times

Moto3™

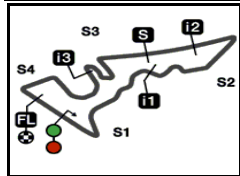
IT Ideal Lap Time, sum of the best partial times*BT* Best Lap Time

T1		T2		T3		T4						
<i>Pos</i>	<i>Rider</i>	<i>Time</i>	<i>Rider</i>	<i>Time</i>	<i>Rider</i>	<i>Time</i>	<i>Rider</i>	<i>Time</i>	<i>Pos</i>	<i>Rider</i>	<i>IT</i>	<i>BT</i>
25	G.RIU MALE	38.811	A.SURRA	33.891	A.SURRA	34.897	T.FURUSATO	30.638	25	K.TOBA	2'18.076	2'18.298 (25)
26	R.ROSSI	38.882	R.ROSSI	33.950	M.AJI	34.973	A.SURRA	30.707	26	M.AJI	2'18.412	2'18.769 (26)
27	M.AJI	38.998	K.TOBA	33.959	K.TOBA	34.991	G.RIU MALE	30.710	27	A.SURRA	2'18.664	2'18.961 (27)
28	A.SURRA	39.169	M.AJI	33.973	J.WHATLEY	35.184	A.CARRASCO	30.799	28	A.CARRASCO	2'19.243	2'19.424 (29)
29	J.WHATLEY	39.208	A.CARRASCO	34.029	A.CARRASCO	35.185	J.WHATLEY	31.013	29	R.ROSSI	2'19.260	2'19.322 (28)
30	A.CARRASCO	39.230	J.WHATLEY	34.311	R.ROSSI	35.371	R.ROSSI	31.057	30	J.WHATLEY	2'19.716	2'20.192 (30)

These data/results cannot be reproduced, stored and/or transmitted in whole or in part by any manner of electronic, mechanical, photocopying, recording, broadcasting or otherwise now known or herein after developed without the previous express consent by the copyright owner, except for reproduction in daily press and regular printed publications on sale to the public within 60 days of the event related to those data/results and always provided that copyright symbol appears together as follows below.
© DORNA, 2022

Official MotoGP Timing by TISSOT
www.motogp.com






5513 m.

RED BULL GRAND PRIX OF THE AMERICAS

Free Practice Nr. 3

Fastest Laps Sequence

<i>Practice Time</i>	 <i>Rider</i>	<i>Nation</i>	<i>Motorcycle</i>	<i>Time</i>	<i>Km/h</i>	<i>Rider's Lap</i>
5'22.393	96 Daniel HOLGADO	SPA	KTM	2'19.736	142.0	2
5'26.096	28 Izan GUEVARA	SPA	GASGAS	2'18.238	143.5	2
6'00.444	43 Xavier ARTIGAS	SPA	CFMOTO	2'18.233	143.5	2
6'02.460	99 Carlos TATAY	SPA	CFMOTO	2'18.138	143.6	2
6'22.446	7 Dennis FOGGIA	ITA	HONDA	2'17.937	143.8	2
7'43.696	28 Izan GUEVARA	SPA	GASGAS	2'17.600	144.2	3
8'20.025	99 Carlos TATAY	SPA	CFMOTO	2'17.565	144.2	3
8'52.267	5 Jaume MASIA	SPA	KTM	2'17.251	144.6	3
10'00.873	28 Izan GUEVARA	SPA	GASGAS	2'17.177	144.6	4
26'57.412	7 Dennis FOGGIA	ITA	HONDA	2'17.162	144.6	7
27'18.463	28 Izan GUEVARA	SPA	GASGAS	2'16.570	145.3	7
31'30.564	7 Dennis FOGGIA	ITA	HONDA	2'16.301	145.6	9
34'11.452	16 Andrea MIGNO	ITA	HONDA	2'16.269	145.6	10
41'14.414	5 Jaume MASIA	SPA	KTM	2'16.259	145.6	11
47'53.865	7 Dennis FOGGIA	ITA	HONDA	2'16.155	145.7	12
50'09.662	7 Dennis FOGGIA	ITA	HONDA	2'15.797	146.1	13

These data/results cannot be reproduced, stored and/or transmitted in whole or in part by any manner of electronic, mechanical, photocopying, recording, broadcasting or otherwise now known or herein after developed without the previous express consent by the copyright owner, except for reproduction in daily press and regular printed publications on sale to the public within 60 days of the event related to those data/results and always provided that copyright symbol appears together as follows below.

© DORNA, 2022

Official MotoGP Timing by TISSOT
www.motogp.com

Austin, Saturday, April 09, 2022

