

5513 m.

RED BULL GRAND PRIX OF THE AMERICAS**Free Practice Nr. 3****Classification****10**

	Rider	Nation	Team	Motorcycle	Time	Lap Total	Gap	Top Speed
1	20 Fabio QUARTARARO	FRA	Monster Energy Yamaha MotoGP	YAMAHA	2'02.361	17	17	333.3
2	23 Enea BASTIANINI	ITA	Gresini Racing MotoGP	DUCATI	2'02.420	10	14	0.059 0.059 350.6
3	43 Jack MILLER	AUS	Ducati Lenovo Team	DUCATI	2'02.447	17	17	0.086 0.027 343.9
4	93 Marc MARQUEZ	SPA	Repsol Honda Team	HONDA	2'02.490	16	17	0.129 0.043 343.9
5	63 Francesco BAGNAIA	ITA	Ducati Lenovo Team	DUCATI	2'02.621	18	19	0.260 0.131 343.9
6	44 Po Espargaro	SPA	Repsol Honda Team	HONDA	2'02.798	14	14	0.437 0.177 341.7
7	36 Joan MIR	SPA	Team SUZUKI ECSTAR	SUZUKI	2'02.874	10	15	0.513 0.076 341.7
8	30 Takaaki NAKAGAMI	JPN	LCR Honda IDEMITSU	HONDA	2'02.908	13	16	0.547 0.034 341.7
9	10 Luca MARINI	ITA	Mooney VR46 Racing Team	DUCATI	2'02.921	16	16	0.560 0.013 337.5
10	41 Aleix ESPARGARO	SPA	Aprilia Racing	APRILIA	2'02.997	14	17	0.636 0.076 340.6
11	42 Alex RINS	SPA	Team SUZUKI ECSTAR	SUZUKI	2'03.072	12	17	0.711 0.075 341.7
12	21 Franco MORBIDELLI	ITA	Monster Energy Yamaha MotoGP	YAMAHA	2'03.086	14	15	0.725 0.014 332.3
13	12 Maverick VIÑALES	SPA	Aprilia Racing	APRILIA	2'03.354	9	14	0.993 0.268 337.5
14	4 Andrea DOVIZIOSO	ITA	WithU Yamaha RNF MotoGP Tea	YAMAHA	2'03.370	15	16	1.009 0.016 338.5
15	5 Johann ZARCO	FRA	Pramac Racing	DUCATI	2'03.513	5	15	1.152 0.143 340.6
16	33 Brad BINDER	RSA	Red Bull KTM Factory Racing	KTM	2'03.622	12	16	1.261 0.109 341.7
17	89 Jorge MARTIN	SPA	Pramac Racing	DUCATI	2'03.637	14	14	1.276 0.015 334.3
18	73 Alex MARQUEZ	SPA	LCR Honda CASTROL	HONDA	2'03.833	15	15	1.472 0.196 342.8
19	88 Miguel OLIVEIRA	POR	Red Bull KTM Factory Racing	KTM	2'03.949	14	15	1.588 0.116 336.4
20	87 Remy GARDNER	AUS	Tech3 KTM Factory Racing	KTM	2'04.099	16	16	1.738 0.150 332.3
21	40 Darryn BINDER	RSA	WithU Yamaha RNF MotoGP Tea	YAMAHA	2'04.296	10	14	1.935 0.197 337.5
22	72 Marco BEZZECCHI	ITA	Mooney VR46 Racing Team	DUCATI	2'04.349	15	15	1.988 0.053 346.1
23	49 Fabio DI GIANNANTONIO	ITA	Gresini Racing MotoGP	DUCATI	2'04.506	12	12	2.145 0.157 337.5
24	25 Raul FERNANDEZ	SPA	Tech3 KTM Factory Racing	KTM	2'04.542	14	15	2.181 0.036 332.3

Practice condition: **Dry**Air: **19°**Humidity: **49%**Ground: **27°**

Fastest Lap:	Lap: 17	Fabio QUARTARARO	2'02.361	162.1 Km/h
Best Race Lap:	2014	Marc MARQUEZ	2'03.575	160.6 Km/h
All Time Lap Record:	2015	Marc MARQUEZ	2'02.135	162.4 Km/h

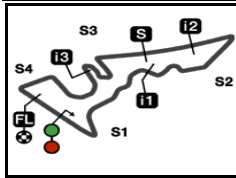
The results are provisional until the end of the limit for protest and appeals.

Time limit for protest expires 30' after publication of the results - Time:

These data/results cannot be reproduced, stored and/or transmitted in whole or in part by any manner of electronic, mechanical, photocopying, recording, broadcasting or otherwise now known or herein after developed without the previous express consent by the copyright owner, except for reproduction in daily press and regular printed publications on sale to the public within 60 days of the event related to those data/results and always provided that copyright symbol appears together as follows below.

© DORNA, 2022

Official MotoGP Timing by **TISSOT**
www.motogp.com**Austin, Saturday, April 09, 2022**




5513 m.

RED BULL GRAND PRIX OF THE AMERICAS

Free Practice Nr. 3

Combined Free Practice Times

11

		Rider	Nation	Team	MOTORCYCLE	FP1	FP2	FP3	Gap			
1	20	F.QUARTARARO	FRA	Monster Energy Yamaha MotoGP	YAMAHA	2'04.450	14	2'02.837	16	2'02.361	17	
2	23	E.BASTIANINI	ITA	Gresini Racing MotoGP	DUCATI	2'04.594	12	2'02.884	15	2'02.420	10	0.059 0.059
3	43	J.MILLER	AUS	Ducati Lenovo Team	DUCATI	2'04.437	16	2'02.789	13	2'02.447	17	0.086 0.027
4	93	M.MARQUEZ	SPA	Repsol Honda Team	HONDA	2'04.469	6	2'03.041	15	2'02.490	16	0.129 0.043
5	5	J.ZARCO	FRA	Pramac Racing	DUCATI	2'04.893	16	2'02.542	15	2'03.513	5	0.181 0.052
6	63	F.BAGNAIA	ITA	Ducati Lenovo Team	DUCATI	2'05.003	16	2'03.187	15	2'02.621	18	0.260 0.079
7	44	P.ESPARGARO	SPA	Repsol Honda Team	HONDA	2'04.581	13	2'03.438	17	2'02.798	14	0.437 0.177
8	36	J.MIR	SPA	Team SUZUKI ECSTAR	SUZUKI	2'04.900	12	2'03.143	15	2'02.874	10	0.513 0.076
9	30	T.NAKAGAMI	JPN	LCR Honda IDEMITSU	HONDA	2'04.744	14	2'04.074	15	2'02.908	13	0.547 0.034
10	10	L.MARINI	ITA	Mooney VR46 Racing Team	DUCATI	2'05.177	16	2'03.562	16	2'02.921	16	0.560 0.013
11	41	A.ESPARGARO	SPA	Aprilia Racing	APRILIA	2'04.686	14	2'03.370	16	2'02.997	14	0.636 0.076
12	42	A.RINS	SPA	Team SUZUKI ECSTAR	SUZUKI	2'04.007	14	2'03.030	9	2'03.072	12	0.669 0.033
13	12	M.VIÑALES	SPA	Aprilia Racing	APRILIA	2'04.015	15	2'03.085	16	2'03.354	9	0.724 0.055
14	21	F.MORBIDELLI	ITA	Monster Energy Yamaha MotoGP	YAMAHA	2'05.287	14	2'04.664	10	2'03.086	14	0.725 0.001
15	89	J.MARTIN	SPA	Pramac Racing	DUCATI	2'05.050	15	2'03.355	14	2'03.637	14	0.994 0.269
16	4	A.DOVIZIOSO	ITA	WithU Yamaha RNF MotoGP Team	YAMAHA	2'05.324	8	2'03.706	15	2'03.370	15	1.009 0.015
17	33	B.BINDER	RSA	Red Bull KTM Factory Racing	KTM	2'04.983	17	2'03.538	16	2'03.622	12	1.177 0.168
18	73	A.MARQUEZ	SPA	LCR Honda CASTROL	HONDA	2'05.146	8	2'03.795	13	2'03.833	15	1.434 0.257
19	88	M.OLIVEIRA	POR	Red Bull KTM Factory Racing	KTM	2'06.445	14	2'05.342	8	2'03.949	14	1.588 0.154
20	87	R.GARDNER	AUS	Tech3 KTM Factory Racing	KTM	2'05.672	14	2'04.535	14	2'04.099	16	1.738 0.150
21	40	D.BINDER	RSA	WithU Yamaha RNF MotoGP Team	YAMAHA	2'06.198	16	2'04.679	15	2'04.296	10	1.935 0.197
22	72	M.BEZZECCHI	ITA	Mooney VR46 Racing Team	DUCATI	2'05.386	16	2'04.463	12	2'04.349	15	1.988 0.053
23	49	F.DI GIANNANTO	ITA	Gresini Racing MotoGP	DUCATI	2'06.497	14	2'04.367	12	2'04.506	12	2.006 0.018
24	25	R.FERNANDEZ	SPA	Tech3 KTM Factory Racing	KTM	2'05.326	13	2'04.770	6	2'04.542	14	2.181 0.175

Pole Position Record:	2015	Marc MARQUEZ	2'02.135	162.4 Km/h
Best Race Lap:	2014	Marc MARQUEZ	2'03.575	160.6 Km/h
All Time Lap Record:	2015	Marc MARQUEZ	2'02.135	162.4 Km/h

The results are provisional until the end of the limit for protest and appeals.

Time limit for protest expires 60' after publication of the results - Time:

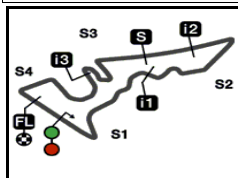
These data/results cannot be reproduced, stored and/or transmitted in whole or in part by any manner of electronic, mechanical, photocopying, recording, broadcasting or otherwise now known or herein after developed without the previous express consent by the copyright owner, except for reproduction in daily press and regular printed publications on sale to the public within 60 days of the event related to those data/results and always provided that copyright symbol appears together as follows below.

© DORNA, 2022

Official MotoGP Timing by TISSOT
www.motogp.com

Austin, Saturday, April 09, 2022





5513 m.

RED BULL GRAND PRIX OF THE AMERICAS**Free Practice Nr. 3****Top Speed & Average****12**

Rider	Nation	Motorcycle	Top 5 speeds					Average	Top
23 Enea BASTIANINI	ITA	DUCATI	350.6	347.2	347.2	345.0	343.9	346.3	350.6
72 Marco BEZZECCHI	ITA	DUCATI	346.1	341.7	339.6	339.6	337.5	340.9	346.1
43 Jack MILLER	AUS	DUCATI	343.9	342.8	340.6	340.6	340.6	341.7	343.9
63 Francesco BAGNAIA	ITA	DUCATI	343.9	342.8	341.7	339.6	339.6	341.5	343.9
93 Marc MARQUEZ	SPA	HONDA	343.9	338.5	337.5	336.4	336.4	337.6	343.9
73 Alex MARQUEZ	SPA	HONDA	342.8	342.8	342.8	340.6	338.5	341.5	342.8
30 Takaaki NAKAGAMI	JPN	HONDA	341.7	339.6	338.5	337.5	337.5	338.7	341.7
33 Brad BINDER	RSA	KTM	341.7	337.5	336.4	336.4	336.4	337.2	341.7
36 Joan MIR	SPA	SUZUKI	341.7	338.5	338.5	338.5	337.5	338.4	341.7
42 Alex RINS	SPA	SUZUKI	341.7	340.6	340.6	339.6	338.5	339.3	341.7
44 Pol ESPARGARO	SPA	HONDA	341.7	338.5	338.5	337.5	336.4	338.2	341.7
5 Johann ZARCO	FRA	DUCATI	340.6	340.6	339.6	339.6	339.6	339.9	340.6
41 Aleix ESPARGARO	SPA	APRILIA	340.6	340.6	340.6	339.6	338.5	339.7	340.6
4 Andrea DOVIZIOSO	ITA	YAMAHA	338.5	337.5	337.5	336.4	335.4	337.1	338.5
10 Luca MARINI	ITA	DUCATI	337.5	337.5	334.3	334.3	334.3	335.4	337.5
12 Maverick VIÑALES	SPA	APRILIA	337.5	337.5	337.5	337.5	336.4	336.8	337.5
40 Darryn BINDER	RSA	YAMAHA	337.5	336.4	336.4	335.4	335.4	336.1	337.5
49 Fabio DI GIANNANTONIO	ITA	DUCATI	337.5	335.4	335.4	335.4	334.3	335.4	337.5
88 Miguel OLIVEIRA	POR	KTM	336.4	335.4	334.3	334.3	333.3	334.7	336.4
89 Jorge MARTIN	SPA	DUCATI	334.3	334.3	334.3	334.3	333.3	334.1	334.3
20 Fabio QUARTARARO	FRA	YAMAHA	333.3	333.3	332.3	332.3	331.2	332.1	333.3
21 Franco MORBIDELLI	ITA	YAMAHA	332.3	331.2	330.2	330.2	330.2	330.8	332.3
25 Raul FERNANDEZ	SPA	KTM	332.3	331.2	331.2	331.2	330.2	331.1	332.3
87 Remy GARDNER	AUS	KTM	332.3	332.3	331.2	330.2	330.2	331.2	332.3

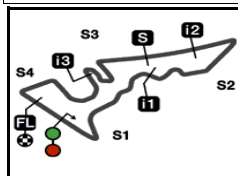
These data/results cannot be reproduced, stored and/or transmitted in whole or in part by any manner of electronic, mechanical, photocopying, recording, broadcasting or otherwise now known or herein after developed without the previous express consent by the copyright owner, except for reproduction in daily press and regular printed publications on sale to the public within 60 days of the event related to those data/results and always provided that copyright symbol appears together as follows below.

© DORNA, 2022

Official MotoGP Timing by TISSOT
www.motogp.com



Austin, Saturday, April 09, 2022



5513 m.

RED BULL GRAND PRIX OF THE AMERICAS

Free Practice Nr. 3

Chronological Analysis of Performances

13

* Lap / Sector time cancelled

T1 Time from finish line to 1st intermediate

T3 Time from 2nd intermed. to 3rd intermed.

P Crossing the finish line in pit lane

T2 Time from 1st intermed. to 2nd intermed.

T4 Time from 3rd intermediate to finish line

**Tyre data subject to further updates

Lap	Lap Time	T1	T2	T3	T4	Speed	Lap	Lap Time	T1	T2	T3	T4	Speed		
1st	20	Fabio QUARTARARO YAMAHA FRA Monster Energy Yamaha MotoGP						Run # 3	Front Tyre Slick-Hard Rear Tyre Slick-Soft 4 Laps at start New Tyre						
		Runs=2	Total laps=17	Full laps=12			12	5'04.505	34.108	31.188	30.600	34.802	342.8		
Run # 1	Front Tyre	Slick-Soft	Rear Tyre	Slick-Soft				13	2'02.674	34.733	29.822	29.902	28.217	347.2	
		New Tyre		3 Laps at start				14	2'07.486	34.568	29.941	29.992	32.985	341.7	
1	3'40.943	35.076	33.546	32.060	29.570	329.2	3rd 43 Jack MILLER DUCATI AUS Ducati Lenovo Team								
2	2'05.333	35.492	30.442	30.919	28.480	330.2		Runs=2	Total laps=17	Full laps=11					
3	2'04.678	35.142	30.300	30.760	28.476	330.2	Run # 1	Front Tyre	Slick-Soft	Rear Tyre	Slick-Soft				
4	2'04.185	35.007	30.223	30.527	28.428	329.2		4 Laps at start				4 Laps at start			
5	2'03.940	34.990	30.164	30.453	28.333	330.2	1	2'39.554	34.356	32.293	32.734	29.532	337.5		
6	2'03.704	34.839	30.073	30.496	28.296	330.2	2	2'14.953	35.560	30.885	31.045	37.463	337.5		
7	2'03.621	34.841	30.064	30.410	28.306	330.2	3	2'04.637 *	35.305	30.125	30.613 *	28.594	343.9		
8	2'03.814	34.835	30.153	30.449	28.377	331.2	4	2'04.318	34.868	30.419	30.525	28.506	342.8		
9	2'03.828	34.819	30.129	30.463	28.417	330.2	5	2'03.832	34.780	30.142	30.276	28.634	340.6		
10	2'22.619 P	41.446*	32.955	33.217	35.001	327.2	6	2'04.323	34.950	30.308	30.369	28.696	339.6		
Run # 2	Front Tyre	Slick-Soft	Rear Tyre	Slick-Soft				7	2'04.300	34.931	30.489	30.238	28.642	339.6	
		New Tyre		New Tyre				8	2'04.718	35.064	30.463	30.507	28.684	338.5	
11	9'22.036	35.484	31.973	32.114	29.347	332.3	9	2'04.575	34.933	30.480	30.423	28.739	340.6		
12	2'03.116	34.770	29.896	30.186	28.264	333.3	10	2'04.431	34.987	30.541	30.287	28.616	340.6		
13	2'02.784	34.586	29.993	30.111	28.094	331.2	11	2'17.463 P	38.797	31.944	32.644	34.078	333.3		
14	2'15.352 P	38.958*	31.819	32.006	32.569	332.3	Run # 2	Front Tyre	Slick-Soft	Rear Tyre	Slick-Soft				
Run # 3	Front Tyre	Slick-Soft	Rear Tyre	Slick-Soft					New Tyre				New Tyre		
		4 Laps at start							12	10'26.129	34.246	31.134	31.291	28.918	331.2
15	3'29.374	33.642	41.023	31.970	28.572	318.5	13	2'09.759	37.843	31.897	31.398	28.621	337.5		
16	2'02.494	34.588	29.886	30.051	27.969	333.3	14	2'02.719	34.551	29.903	29.885	28.380	339.6		
17	2'02.361	34.467	29.785	30.125	27.984	331.2	15	2'12.775 P	36.435*	32.360	31.451	32.529	333.3		
2nd	23	Enea BASTIANINI DUCATI ITA Gresini Racing MotoGP						Run # 3	Front Tyre	Slick-Soft	Rear Tyre	Slick-Soft			
		Runs=2	Total laps=14	Full laps=7					4 Laps at start				New Tyre		
Run # 1	Front Tyre	Slick-Soft	Rear Tyre	Slick-Soft				16	3'19.461	33.483	30.427	40.771	28.407	336.4	
		New Tyre		4 Laps at start				17	2'02.447	34.458	29.759	29.902	28.328	339.6	
1	2'43.075	35.002	31.704	31.857	29.383	340.6	4th 93 Marc MARQUEZ HONDA SPA Repsol Honda Team								
2	2'08.205	35.665	31.656	31.347	29.537	345.0		Runs=3	Total laps=17	Full laps=7					
3	2'08.611 *	35.201	30.162	34.652*	28.596	342.8	Run # 1	Front Tyre	Slick-Soft	Rear Tyre	Slick-Soft				
4	2'04.376	34.974	30.489	30.532	28.381	350.6		New Tyre				4 Laps at start			
5	2'12.253 *	36.716*	31.452	31.363	32.722*	343.9	1	2'18.817	35.846	32.402	34.627	29.534	333.3		
6	2'03.410	34.717	30.128	30.243	28.322	343.9	2	2'06.235	35.987	30.815	30.655	28.778	336.4		
7	2'14.030 P	37.011	32.503	31.251	33.265	347.2	3	2'03.874 *	35.065	30.049	30.294	28.466*	337.5		
Run # 2	Front Tyre	Slick-Hard	Rear Tyre	Slick-Soft				4	2'12.380 P	36.025	32.336	31.615	32.404	334.3	
		New Tyre		New Tyre				Run # 2	Front Tyre	Slick-Soft	Rear Tyre	Slick-Soft			
8	14'56.007	34.601	30.954	31.000	28.634	339.6		4 Laps at start				8 Laps at start			
9	2'02.741	34.821	29.784	29.984	28.152	341.7	5	6'23.015	36.969	32.040	32.915	28.935	334.3		
10	2'02.420	34.594	29.598	29.944	28.284	341.7									
11	2'11.261 P	36.911	30.814	30.597	32.939	341.7									

Fastest Lap: Fabio QUARTARARO Monster Energy Yama FRA **2'02.361** 34.467 29.785 30.125 27.984

These data/results cannot be reproduced, stored and/or transmitted in whole or in part by any manner of electronic, mechanical, photocopying, recording, broadcasting or otherwise now known or herein after developed without the previous express consent by the copyright owner, except for reproduction in daily press and regular printed publications on sale to the public within 60 days of the event related to those data/results and always provided that copyright symbol appears together as follows below.
© DORNA, 2022



Free Practice Nr. 3

MotoGP

Lap	Lap Time	T1	T2	T3	T4	Speed	Lap	Lap Time	T1	T2	T3	T4	Speed	
9	2'03.286	34.717	29.989	30.437	28.143	337.5	Run # 3	Front Tyre Slick-Hard	Rear Tyre Slick-Soft					
10	2'10.289	34.628	34.529	32.644	28.488	298.3		New Tyre	New Tyre					
11	2'12.201	P 34.569	30.137	32.911	34.584	336.4								
Run # 3 Front Tyre Slick-Soft Rear Tyre Slick-Soft														
4 Laps at start														
12	7'38.004	35.589	34.267	35.063	28.721	255.3								
13	2'02.908	34.587	29.778	30.457	28.086	335.4								
14	2'10.039	34.506	29.984	36.129	29.420	335.4								
15	2'06.862	* 35.310*	31.695	31.223	28.634	333.3								
16	2'03.035	34.626	29.900	30.336	28.173	335.4								
9th	10	Luca MARINI		DUCATI		ITA								
Mooney VR46 Racing Team														
Runs=2 Total laps=16 Full laps=10														
Run # 1 Front Tyre Slick-Soft Rear Tyre Slick-Soft														
New Tyre														
3 Laps at start														
1	2'18.967	33.983	31.394	31.666	29.413	334.3								
2	2'06.360	35.988	30.969	30.802	28.601	337.5								
3	2'04.852	35.219	30.423	30.709	28.501	337.5								
4	2'05.488	35.014	31.111	30.667	28.696	333.3								
5	2'04.169	35.033	30.139	30.412	28.585	334.3								
6	2'04.310	35.175	30.155	30.424	28.556	334.3								
7	2'04.229	35.038	30.271	30.388	28.532	334.3								
8	2'22.277	* 41.425*	35.597	33.372	31.883	314.8								
9	2'13.244	P 35.828	32.145	33.060	32.211	327.2								
Run # 2 Front Tyre Slick-Soft Rear Tyre Slick-Soft														
New Tyre														
New Tyre														
10	11'34.530	37.206	31.417	30.942	28.885	330.2								
11	2'03.551	34.777	30.076	30.305	28.393	333.3								
12	2'03.003	34.705	29.847	30.135	28.316	333.3								
13	2'17.640	P 37.930*	31.285	34.439	33.986	333.3								
Run # 3 Front Tyre Slick-Soft Rear Tyre Slick-Soft														
4 Laps at start														
New Tyre														
14	4'07.098	34.237	30.618	30.672	28.894	330.2								
15	2'04.935	34.663	30.790	30.590	28.892	330.2								
16	2'02.921	34.669	29.757	30.182	28.313	333.3								
10th	41	Alex ESPARGARO		APRILIA		SPA								
Aprilia Racing														
Runs=3 Total laps=17 Full laps=10														
Run # 1 Front Tyre Slick-Soft Rear Tyre Slick-Soft														
New Tyre														
4 Laps at start														
1	2'51.799	34.791	31.874	31.532	29.025	336.4								
2	2'06.217	35.792	30.931	30.959	28.535	337.5								
3	2'06.942	* 35.347	30.310	32.258*	29.027	340.6								
4	2'04.422	35.123	30.202	30.582	28.515	340.6								
5	2'04.258	35.130	30.246	30.419	28.463	340.6								
6	2'03.880	34.933	30.174	30.438	28.335	339.6								
7	2'03.553	35.005	29.976	30.257	28.315	338.5								
8	2'17.068	P 38.472	32.513	32.772	33.311	323.3								
Run # 2 Front Tyre Slick-Soft Rear Tyre Slick-Soft														
New Tyre														
New Tyre														
9	7'19.074	33.720	30.759	30.959	28.578	335.4								
10	2'03.331	34.823	29.841	30.330	28.337	337.5								
11	2'03.082	34.764	29.942	30.179	28.197	336.4								
12	2'18.987	P 39.749	32.304	32.490	34.444	325.3								
12th	21	Franco MORBIDELLI		YAMAHA		ITA								
Monster Energy Yamaha MotoGP														
Runs=2 Total laps=15 Full laps=9														
Run # 1 Front Tyre Slick-Soft Rear Tyre Slick-Soft														
New Tyre														
4 Laps at start														
1	2'14.141	35.048	34.420	32.039	29.155	330.2								
2	2'06.573	35.826	31.008	30.909	28.830	328.2								
3	2'05.162	35.429	30.478	30.580	28.675	328.2								
4	2'04.371	35.020	30.347	30.521	28.483	328.2								
5	2'04.386	35.035	30.103	30.615	28.633	326.2								
6	2'14.539	39.765	33.704	32.387	28.683	307.6								
7	2'04.129	34.982	30.172	30.527	28.448	329.2								
8	2'22.976	P 36.461	34.739	32.698	39.078	310.3								
Run # 2 Front Tyre Slick-Soft Rear Tyre Slick-Soft														
New Tyre														
New Tyre														
9	9'59.248	34.874	30.749	30.634	28.400	330.2								
10	2'03.540	34.908	30.096	30.248	28.288	329.2								
11	2'08.250	P 34.912	29.864	30.167	33.307	332.3								

Fastest Lap: Fabio QUARTARARO Monster Energy Yama FRA 2'02.361 34.467 29.785 30.125 27.984

These data/results cannot be reproduced, stored and/or transmitted in whole or in part by any manner of electronic, mechanical, photocopying, recording, broadcasting or otherwise now known or herein after developed without the previous express consent by the copyright owner, except for reproduction in daily press and regular printed publications on sale to the public within 60 days of the event related to those data/results and always provided that copyright symbol appears together as follows below.
© DORNA, 2022



Free Practice Nr. 3

MotoGP

Lap	Lap Time	T1	T2	T3	T4	Speed	Lap	Lap Time	T1	T2	T3	T4	Speed
4	2'14.360	36.047	35.098	33.377	29.838	290.3	7	7'47.690 *	35.015	31.800	31.385	32.589*	334.3
5	2'06.141	35.696	30.796	30.876	28.773	336.4	8	2'05.808	35.698	30.480	30.781	28.849	334.3
6	2'06.378 *	35.534	31.130*	30.967	28.747	335.4	9	2'04.837	35.143	30.356	30.603	28.735	335.4
7	2'15.588 P	35.506	30.989	31.165	37.928	335.4		unfinished	34.962	38.491			
Run #	2	Front Tyre	Slick-Soft	Rear Tyre	Slick-Soft		Run #	3	Front Tyre	Slick-Hard	Rear Tyre	Slick-Soft	
			New Tyre		New Tyre					New Tyre		New Tyre	
8	10'35.271 *	37.567	36.921	33.905	33.253*	330.2	10	2'07.370	35.051	31.671	31.212	29.436	332.3
9	2'08.413	35.897	31.090	32.907	28.519	333.3	11	2'04.628	35.210	30.337	30.479	28.602	331.2
10	2'04.296	34.881	30.371	30.565	28.479	337.5	12	2'04.506	34.956	30.306	30.689	28.555	332.3
11	2'12.822 P	35.003	32.877	31.958	32.984	335.4							
Run #	3	Front Tyre	Slick-Hard	Rear Tyre	Slick-Soft		Run #	1	Front Tyre	Slick-Soft	Rear Tyre	Slick-Soft	
			New Tyre		New Tyre				7 Laps at start		3 Laps at start		
12	9'42.176	34.435	40.666	33.088	30.776	320.4	1	2'27.924	34.675	31.881	32.078	29.384	330.2
13	2'24.719	52.843	31.586	31.369	28.921	333.3	2	2'06.365	35.573	30.950	31.079	28.763	332.3
14	2'08.461 *	35.733	31.008	32.333*	29.387	333.3	3	2'22.751 *	35.363	30.637	34.268*	42.483*	331.2

24th 25 Raul FERNANDEZ KTM SPA
Tech3 KTM Factory Racing
Runs=3 Total laps=15 Full laps=7

22nd 72 Marco BEZZECCHI DUCATI ITA
Mooney VR46 Racing Team
Runs=3 Total laps=15 Full laps=7

Run #	1	Front Tyre	Slick-Soft	Rear Tyre	Slick-Soft	
			New Tyre		6 Laps at start	
1	2'38.814	35.625	32.264	36.176	29.526	335.4
2	2'14.653	35.833	32.130	31.190	35.500	339.6
3	2'05.144 *	35.255	30.290	30.632*	28.967	346.1
4	2'05.115	35.237	30.428	30.821	28.629	339.6
5	2'04.829	35.069	30.447	30.642	28.671	341.7
6	2'21.080 P	44.315*	31.373	32.039	33.353	337.5
Run #	2	Front Tyre	Slick-Soft	Rear Tyre	Slick-Soft	
					12 Laps at start	
7	7'37.864	35.506	31.239	31.190	28.944	333.3
8	2'04.667	34.920	30.404	30.578	28.765	334.3
9	2'08.715	35.059	31.087	33.746	28.823	330.2
10	2'04.832	34.915	30.554	30.607	28.756	334.3
11	2'17.650 P	39.923*	31.649	32.583	33.495	331.2
Run #	3	Front Tyre	Slick-Soft	Rear Tyre	Slick-Soft	
			New Tyre		New Tyre	
12	8'11.912	34.935	31.754	31.463	29.358	331.2
13	2'09.121 P	34.993	31.004*	30.830	32.294	335.4
Run #	4	Front Tyre	Slick-Soft	Rear Tyre	Slick-Soft	
					2 Laps at start	
14	3'54.858	33.615	34.037	41.162	28.934	335.4
15	2'04.349	35.189	30.288	30.317	28.555	335.4

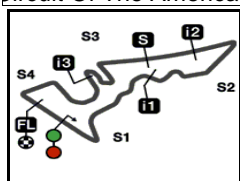
23rd 49 Fabio DI GIANNANTON DUCATI ITA
Gresini Racing MotoGP
Runs=2 Total laps=13 Full laps=7

Run #	1	Front Tyre	Slick-Soft	Rear Tyre	Slick-Soft	
			New Tyre		9 Laps at start	
1	2'41.131	35.343	31.949	32.356	29.820	333.3
2	2'13.816 *	36.447	32.137*	31.457	33.775	335.4
3	2'06.943 *	35.770	30.852	31.179*	29.142	337.5
4	2'06.562 *	35.661	30.621	31.014	29.266*	335.4
5	2'06.224	35.521	30.702	31.078	28.923	333.3
6	2'22.447 P	35.374	33.296	34.803	38.974	268.6
Run #	2	Front Tyre	Slick-Hard	Rear Tyre	Slick-Soft	
			3 Laps at start		3 Laps at start	

Fastest Lap: Fabio QUARTARARO Monster Energy Yama FRA 2'02.361 34.467 29.785 30.125 27.984

These data/results cannot be reproduced, stored and/or transmitted in whole or in part by any manner of electronic, mechanical, photocopying, recording, broadcasting or otherwise now known or herein after developed without the previous express consent by the copyright owner, except for reproduction in daily press and regular printed publications on sale to the public within 60 days of the event related to those data/results and always provided that copyright symbol appears together as follows below.
© DORNA, 2022





5513 m.

RED BULL GRAND PRIX OF THE AMERICAS

Free Practice Nr. 3

Best Partial Times

MotoGP™

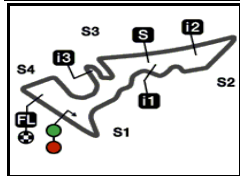
IT Ideal Lap Time, sum of the best partial times*BT* Best Lap Time

<i>T1</i>		<i>T2</i>		<i>T3</i>		<i>T4</i>				<i>IT</i>	<i>BT</i>	
Pos	Rider	Time	Rider	Time	Rider	Time	Rider	Time	Pos	Rider	<i>IT</i>	<i>BT</i>
1	J.MILLER	34.458	M.MARQUEZ	29.579	J.MILLER	29.885	F.QUARTARARO	27.969	1	E.BASTIANINI	2'02.220	2'02.420 (2)
2	F.QUARTARARO	34.467	E.BASTIANINI	29.598	E.BASTIANINI	29.902	P.ESPARGARO	28.071	2	F.QUARTARAR	2'02.272	2'02.361 (1)
3	T.NAKAGAMI	34.506	L.MARINI	29.757	F.QUARTARARO	30.051	T.NAKAGAMI	28.086	3	J.MILLER	2'02.430	2'02.447 (3)
4	M.MARQUEZ	34.507	J.MILLER	29.759	F.BAGNAIA	30.075	J.MIR	28.118	4	M.MARQUEZ	2'02.487	2'02.490 (4)
5	J.MIR	34.533	T.NAKAGAMI	29.778	J.MIR	30.085	A.ESPARGARO	28.145	5	F.BAGNAIA	2'02.583	2'02.621 (5)
6	F.BAGNAIA	34.538	F.BAGNAIA	29.779	M.MARQUEZ	30.088	E.BASTIANINI	28.152	6	T.NAKAGAMI	2'02.706	2'02.908 (8)
7	E.BASTIANINI	34.568	F.QUARTARARO	29.785	F.MORBIDELLI	30.122	A.RINS	28.172	7	P.ESPARGAR	2'02.747	2'02.798 (6)
8	A.DOVIZIOSO	34.609	M.VIÑALES	29.819	A.ESPARGARO	30.123	F.BAGNAIA	28.191	8	J.MIR	2'02.772	2'02.874 (7)
9	F.MORBIDELLI	34.616	A.ESPARGARO	29.841	L.MARINI	30.135	M.VIÑALES	28.220	9	F.MORBIDELLI	2'02.852	2'03.086 (12)
10	A.RINS	34.632	P.ESPARGARO	29.842	P.ESPARGARO	30.179	F.MORBIDELLI	28.250	10	A.ESPARGAR	2'02.856	2'02.997 (10)
11	B.BINDER	34.647	A.RINS	29.843	J.MARTIN	30.217	J.MARTIN	28.296	11	L.MARINI	2'02.868	2'02.921 (9)
12	M.VIÑALES	34.648	F.MORBIDELLI	29.864	J.ZARCO	30.268	L.MARINI	28.313	12	A.RINS	2'02.944	2'03.072 (11)
13	P.ESPARGARO	34.655	J.MARTIN	29.886	A.DOVIZIOSO	30.269	M.MARQUEZ	28.313	13	M.VIÑALES	2'02.973	2'03.354 (13)
14	L.MARINI	34.663	B.BINDER	29.909	M.VIÑALES	30.286	A.DOVIZIOSO	28.314	14	A.DOVIZIOSO	2'03.229	2'03.370 (14)
15	A.MARQUEZ	34.738	J.ZARCO	29.953	A.RINS	30.297	B.BINDER	28.323	15	J.MARTIN	2'03.244	2'03.637 (17)
16	A.ESPARGARO	34.747	J.MIR	30.036	M.BEZZECCHI	30.317	J.MILLER	28.328	16	B.BINDER	2'03.361	2'03.622 (16)
17	R.GARDNER	34.825	A.DOVIZIOSO	30.037	T.NAKAGAMI	30.336	J.ZARCO	28.375	17	J.ZARCO	2'03.513	2'03.513 (15)
18	J.MARTIN	34.845	A.MARQUEZ	30.086	M.OLIVEIRA	30.373	M.OLIVEIRA	28.385	18	A.MARQUEZ	2'03.641	2'03.833 (18)
19	R.FERNANDEZ	34.848	M.OLIVEIRA	30.122	A.MARQUEZ	30.428	A.MARQUEZ	28.389	19	R.GARDNER	2'03.912	2'04.099 (20)
20	D.BINDER	34.881	R.GARDNER	30.127	R.GARDNER	30.465	R.FERNANDEZ	28.434	20	M.OLIVEIRA	2'03.949	2'03.949 (19)
21	M.BEZZECCHI	34.915	M.BEZZECCHI	30.288	F.DI GIANNANTO	30.479	D.BINDER	28.479	21	M.BEZZECCHI	2'04.075	2'04.349 (22)
22	J.ZARCO	34.917	F.DI GIANNANTO	30.306	B.BINDER	30.482	R.GARDNER	28.495	22	R.FERNANDEZ	2'04.211	2'04.542 (24)
23	F.DI GIANNANTO	34.956	R.FERNANDEZ	30.345	D.BINDER	30.565	F.DI GIANNANTO	28.555	23	D.BINDER	2'04.296	2'04.296 (21)
24	M.OLIVEIRA	35.069	D.BINDER	30.371	R.FERNANDEZ	30.584	M.BEZZECCHI	28.555	23	F.DI GIANNAN	2'04.296	2'04.506 (23)

These data/results cannot be reproduced, stored and/or transmitted in whole or in part by any manner of electronic, mechanical, photocopying, recording, broadcasting or otherwise now known or herein after developed without the previous express consent by the copyright owner, except for reproduction in daily press and regular printed publications on sale to the public within 60 days of the event related to those data/results and always provided that copyright symbol appears together as follows below.
© DORNA, 2022

Official MotoGP Timing by TISSOT
www.motogp.com





5513 m.

RED BULL GRAND PRIX OF THE AMERICAS

Free Practice Nr. 3

Fastest Laps Sequence

<i>Practice Time</i>	 <i>Rider</i>	<i>Nation</i>	<i>Motorcycle</i>	<i>Time</i>	<i>Km/h</i>	<i>Rider's Lap</i>
4'20.714	21 Franco MORBIDELLI	ITA	YAMAHA	2'06.573	156.8	2
4'21.808	40 Darryn BINDER	RSA	YAMAHA	2'06.539	156.8	2
4'23.582	63 Francesco BAGNAIA	ITA	DUCATI	2'06.172	157.2	2
4'32.645	33 Brad BINDER	RSA	KTM	2'06.039	157.4	2
5'05.328	36 Joan MIR	SPA	SUZUKI	2'05.557	158.0	2
5'46.276	20 Fabio QUARTARARO	FRA	YAMAHA	2'05.333	158.3	2
6'25.876	21 Franco MORBIDELLI	ITA	YAMAHA	2'05.162	158.5	3
6'28.724	63 Francesco BAGNAIA	ITA	DUCATI	2'05.142	158.5	3
6'30.179	10 Luca MARINI	ITA	DUCATI	2'04.852	158.9	3
7'50.954	20 Fabio QUARTARARO	FRA	YAMAHA	2'04.678	159.1	3
8'30.247	21 Franco MORBIDELLI	ITA	YAMAHA	2'04.371	159.5	4
8'58.560	5 Johann ZARCO	FRA	DUCATI	2'04.330	159.6	4
9'03.462	43 Jack MILLER	AUS	DUCATI	2'04.318	159.6	4
9'38.284	12 Maverick VIÑALES	SPA	APRILIA	2'04.114	159.9	4
10'53.771	44 Pol ESPARGARO	SPA	HONDA	2'03.926	160.1	5
11'02.073	5 Johann ZARCO	FRA	DUCATI	2'03.513	160.6	5
13'19.930	23 Enea BASTIANINI	ITA	DUCATI	2'03.410	160.8	6
25'19.372	30 Takaaki NAKAGAMI	JPN	HONDA	2'03.286	160.9	9
27'27.631	36 Joan MIR	SPA	SUZUKI	2'03.267	161.0	9
29'03.626	41 Aleix ESPARGARO	SPA	APRILIA	2'03.082	161.2	11
29'30.505	36 Joan MIR	SPA	SUZUKI	2'02.874	161.5	10
32'32.708	23 Enea BASTIANINI	ITA	DUCATI	2'02.741	161.6	9
34'35.128	23 Enea BASTIANINI	ITA	DUCATI	2'02.420	162.1	10
45'54.182	20 Fabio QUARTARARO	FRA	YAMAHA	2'02.361	162.1	17

These data/results cannot be reproduced, stored and/or transmitted in whole or in part by any manner of electronic, mechanical, photocopying, recording, broadcasting or otherwise now known or herein after developed without the previous express consent by the copyright owner, except for reproduction in daily press and regular printed publications on sale to the public within 60 days of the event related to those data/results and always provided that copyright symbol appears together as follows below.

© DORNA, 2022

Official MotoGP Timing by TISSOT
www.motogp.com

Austin, Saturday, April 09, 2022

