




4423 m.

GRAN PREMIO RED BULL DE ESPAÑA

Free Practice Nr. 2

Classification

6

		Rider	Nation	Team	Motorcycle	Time	Lap	Total	Gap	Top Speed
1	96	Jake DIXON	GBR	Autosolar GASGAS Aspar Team	KALEX	1'41.646	16	19		249.4
2	37	Augusto FERNANDEZ	SPA	Red Bull KTM Ajo	KALEX	1'41.898	13	17	0.252 0.252	248.2
3	79	Ai OGURA	JPN	IDEMITSU Honda Team Asia	KALEX	1'42.009	16	17	0.363 0.111	248.2
4	22	Sam LOWES	GBR	Elf Marc VDS Racing Team	KALEX	1'42.072	15	18	0.426 0.063	247.7
5	14	Tony ARBOLINO	ITA	Elf Marc VDS Racing Team	KALEX	1'42.073	14	15	0.427 0.001	250.5
6	75	Albert ARENAS	SPA	Autosolar GASGAS Aspar Team	KALEX	1'42.161	13	15	0.515 0.088	247.7
7	51	Pedro ACOSTA	SPA	Red Bull KTM Ajo	KALEX	1'42.181	16	18	0.535 0.020	252.3
8	16	Joe ROBERTS	USA	Italtrans Racing Team	KALEX	1'42.202	15	19	0.556 0.021	246.5
9	40	Aron CANET	SPA	Flexbox HP40	KALEX	1'42.229	11	13	0.583 0.027	248.8
10	35	Somkiat CHANTRA	THA	IDEMITSU Honda Team Asia	KALEX	1'42.263	14	17	0.617 0.034	248.2
11	6	Cameron BEAUBIER	USA	American Racing	KALEX	1'42.278	13	14	0.632 0.015	248.2
12	54	Fermín ALDEGUER	SPA	Lightech Speed Up	BOSCOSCURO	1'42.295	13	16	0.649 0.017	249.4
13	64	Bo BENDSNEYDER	NED	Pertamina Mandalika SAG Team	KALEX	1'42.314	15	16	0.668 0.019	247.7
14	18	Manuel GONZALEZ	SPA	Yamaha VR46 Master Camp Tea	KALEX	1'42.545	17	18	0.899 0.231	249.4
15	23	Marcel SCHROTTER	GER	Liqui Moly Intact GP	KALEX	1'42.585	14	17	0.939 0.040	250.5
16	9	Jorge NAVARRO	SPA	Flexbox HP40	KALEX	1'42.615	9	15	0.969 0.030	250.0
17	5	Romano FENATI	ITA	Lightech Speed Up	BOSCOSCURO	1'42.692	15	19	1.046 0.077	248.2
18	2	Gabriel RODRIGO	ARG	Pertamina Mandalika SAG Team	KALEX	1'42.744	10	14	1.098 0.052	250.0
19	13	Celestino VIETTI	ITA	Mooney VR46 Racing Team	KALEX	1'42.752	16	18	1.106 0.008	249.4
20	19	Lorenzo DALLA PORTA	ITA	Italtrans Racing Team	KALEX	1'42.773	15	17	1.127 0.021	251.1
21	42	Marcos RAMIREZ	SPA	MV Agusta Forward Racing	MV AGUSTA	1'42.784	14	18	1.138 0.011	246.5
22	61	Alessandro ZACCONI	ITA	Gresini Racing Moto2	KALEX	1'42.834	14	17	1.188 0.050	244.8
23	52	Jeremy ALCOBA	SPA	Liqui Moly Intact GP	KALEX	1'42.919	17	17	1.273 0.085	247.1
24	84	Zonta VAN DEN GOORBE	NED	RW Racing GP	KALEX	1'43.103	6	15	1.457 0.184	248.2
25	7	Barry BALTUS	BEL	RW Racing GP	KALEX	1'43.119	12	16	1.473 0.016	249.4
26	24	Simone CORSI	ITA	MV Agusta Forward Racing	MV AGUSTA	1'43.209	16	17	1.563 0.090	246.0
27	4	Sean Dylan KELLY	USA	American Racing	KALEX	1'43.697	16	19	2.051 0.488	246.5
28	28	Niccolò ANTONELLI	ITA	Mooney VR46 Racing Team	KALEX	1'43.937	15	17	2.291 0.240	249.4
29	12	Filip SALAC	CZE	Gresini Racing Moto2	KALEX	1'44.187	10	10	2.541 0.250	246.5
Not Classified										
	81	Keminth KUBO	THA	Yamaha VR46 Master Camp Tea	KALEX					

Practice condition: **Dry**Air: **22°**Humidity: **53%**Ground: **42°**

Fastest Lap:	Lap: 16	Jake DIXON	1'41.646	156.6 Km/h
Best Race Lap:	2021	Sam LOWES	1'41.313	157.1 Km/h
All Time Lap Record:	2021	Remy GARDNER	1'40.667	158.1 Km/h

The results are provisional until the end of the limit for protest and appeals.

Time limit for protest expires 30' after publication of the results - Time:

These data/results cannot be reproduced, stored and/or transmitted in whole or in part by any manner of electronic, mechanical, photocopying, recording, broadcasting or otherwise now known or herein after developed without the previous express consent by the copyright owner, except for reproduction in daily press and regular printed publications on sale to the public within 60 days of the event related to those data/results and always provided that copyright symbol appears together as follows below.

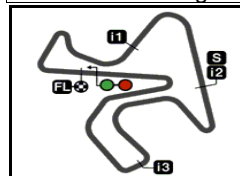
© DORNA, 2022

Official MotoGP Timing by TISSOT
www.motogp.com

Jerez de la Frontera, Friday, April 29, 2022

moto2™






4423 m.

GRAN PREMIO RED BULL DE ESPAÑA

Free Practice Nr. 2

Combined Free Practice Times

7

		Rider	Nation	Team	MOTORCYCLE	FP1	FP2	Gap
1	96	J.DIXON	GBR	Autosolar GASGAS Aspar Team	KALEX	1'41.938 16	1'41.646 16	
2	37	A.FERNANDEZ	SPA	Red Bull KTM Ajo	KALEX	1'42.245 13	1'41.898 13	0.252 0.252
3	79	A.OGURA	JPN	IDEMITSU Honda Team Asia	KALEX	1'42.273 19	1'42.009 16	0.363 0.111
4	22	S.LOWES	GBR	Elf Marc VDS Racing Team	KALEX	1'42.213 15	1'42.072 15	0.426 0.063
5	14	T.ARBOLINO	ITA	Elf Marc VDS Racing Team	KALEX	1'42.535 17	1'42.073 14	0.427 0.001
6	75	A.ARENAS	SPA	Autosolar GASGAS Aspar Team	KALEX	1'42.286 12	1'42.161 13	0.515 0.088
7	51	P.ACOSTA	SPA	Red Bull KTM Ajo	KALEX	1'42.366 14	1'42.181 16	0.535 0.020
8	16	J.ROBERTS	USA	Italtrans Racing Team	KALEX	1'43.213 11	1'42.202 15	0.556 0.021
9	40	A.CANET	SPA	Flexbox HP40	KALEX	1'42.945 14	1'42.229 11	0.583 0.027
10	35	S.CHANTRA	THA	IDEMITSU Honda Team Asia	KALEX	1'42.609 17	1'42.263 14	0.617 0.034
11	6	C.BEAUBIER	USA	American Racing	KALEX	1'42.292 16	1'42.278 13	0.632 0.015
12	54	F.ALDEGUER	SPA	Lightech Speed Up	BOSCOCURO	1'42.531 16	1'42.295 13	0.649 0.017
13	64	B.BENDSNEYDEI	NED	Pertamina Mandalika SAG Team	KALEX	1'42.969 17	1'42.314 15	0.668 0.019
14	13	C.VIETTI	ITA	Mooney VR46 Racing Team	KALEX	1'42.522 16	1'42.752 16	0.876 0.208
15	18	M.GONZALEZ	SPA	Yamaha VR46 Master Camp Team	KALEX	1'43.238 18	1'42.545 17	0.899 0.023
16	23	M.SCHROTTER	GER	Liqui Moly Intact GP	KALEX	1'42.709 17	1'42.585 14	0.939 0.040
17	12	F.SALAC	CZE	Gresini Racing Moto2	KALEX	1'42.593 13	1'44.187 10	0.947 0.008
18	9	J.NAVARRO	SPA	Flexbox HP40	KALEX	1'43.065 14	1'42.615 9	0.969 0.022
19	42	M.RAMIREZ	SPA	MV Agusta Forward Racing	MV AGUSTA	1'42.690 17	1'42.784 14	1.044 0.075
20	5	R.FENATI	ITA	Lightech Speed Up	BOSCOCURO	1'43.297 13	1'42.692 15	1.046 0.002
21	2	G.RODRIGO	ARG	Pertamina Mandalika SAG Team	KALEX	1'43.333 12	1'42.744 10	1.098 0.052
22	19	L.DALLA PORTA	ITA	Italtrans Racing Team	KALEX	1'43.883 18	1'42.773 15	1.127 0.029
23	61	A.ZACCONE	ITA	Gresini Racing Moto2	KALEX	1'43.080 17	1'42.834 14	1.188 0.061
24	52	J.ALCOBA	SPA	Liqui Moly Intact GP	KALEX	1'42.855 14	1'42.919 17	1.209 0.021
25	84	Z.VAN DEN GOOI	NED	RW Racing GP	KALEX	1'44.638 16	1'43.103 6	1.457 0.248
26	7	B.BALTUS	BEL	RW Racing GP	KALEX	1'43.436 11	1'43.119 12	1.473 0.016
27	24	S.CORSI	ITA	MV Agusta Forward Racing	MV AGUSTA	1'44.113 17	1'43.209 16	1.563 0.090
28	4	S.KELLY	USA	American Racing	KALEX	1'44.076 14	1'43.697 16	2.051 0.488
29	28	N.ANTONELLI	ITA	Mooney VR46 Racing Team	KALEX	1'44.248 16	1'43.937 15	2.291 0.240
30	81	K.KUBO	THA	Yamaha VR46 Master Camp Team	KALEX	1'44.403 10		2.757 0.466

Pole Position Record:	2021	Remy GARDNER	1'40.667	158.1 Km/h
Best Race Lap:	2021	Sam LOWES	1'41.313	157.1 Km/h
All Time Lap Record:	2021	Remy GARDNER	1'40.667	158.1 Km/h

The results are provisional until the end of the limit for protest and appeals.

Time limit for protest expires 60' after publication of the results - Time:

These data/results cannot be reproduced, stored and/or transmitted in whole or in part by any manner of electronic, mechanical, photocopying, recording, broadcasting or otherwise now known or herein after developed without the previous express consent by the copyright owner, except for reproduction in daily press and regular printed publications on sale to the public within 60 days of the event related to those data/results and always provided that copyright symbol appears together as follows below.

© DORNA, 2022

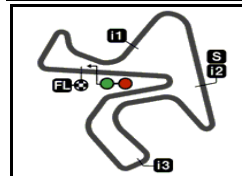
Official MotoGP Timing by TISSOT

www.motogp.com

Jerez de la Frontera, Friday, April 29, 2022







4423 m.

GRAN PREMIO RED BULL DE ESPAÑA

Free Practice Nr. 2

Top Speed & Average

8

Rider	Nation	Motorcycle	Top 5 speeds					Average	Top
51 Pedro ACOSTA	SPA	KALEX	252.3	251.1	251.1	250.0	248.8	250.0	252.3
19 Lorenzo DALLA PORTA	ITA	KALEX	251.1	250.5	250.5	250.0	249.4	250.2	251.1
14 Tony ARBOLINO	ITA	KALEX	250.5	250.5	250.0	250.0	249.4	250.0	250.5
23 Marcel SCHROTTER	GER	KALEX	250.5	249.4	248.8	248.8	248.2	249.0	250.5
2 Gabriel RODRIGO	ARG	KALEX	250.0	247.7	247.7	247.1	246.0	247.7	250.0
9 Jorge NAVARRO	SPA	KALEX	250.0	249.4	248.8	248.8	248.8	249.1	250.0
7 Barry BALTUS	BEL	KALEX	249.4	245.4	244.3	244.3	243.7	245.4	249.4
13 Celestino VIETTI	ITA	KALEX	249.4	248.8	248.2	248.2	247.1	247.7	249.4
18 Manuel GONZALEZ	SPA	KALEX	249.4	248.8	248.2	248.2	248.2	248.4	249.4
28 Niccolò ANTONELLI	ITA	KALEX	249.4	248.2	247.1	246.5	246.5	247.5	249.4
54 Fermín ALDEGUER	SPA	BOSCOSCURO	249.4	248.8	247.7	247.7	247.7	248.3	249.4
96 Jake DIXON	GBR	KALEX	249.4	248.8	248.2	248.2	248.2	248.6	249.4
40 Aron CANET	SPA	KALEX	248.8	248.2	247.7	247.7	247.7	248.0	248.8
5 Romano FENATI	ITA	BOSCOSCURO	248.2	247.1	247.1	247.1	247.1	247.3	248.2
6 Cameron BEAUBIER	USA	KALEX	248.2	247.7	246.0	246.0	244.8	246.3	248.2
35 Somkiat CHANTRA	THA	KALEX	248.2	247.7	247.7	247.7	247.1	247.5	248.2
37 Augusto FERNANDEZ	SPA	KALEX	248.2	247.7	247.7	247.7	247.1	247.5	248.2
79 Ai OGURA	JPN	KALEX	248.2	247.7	247.1	246.5	246.5	247.2	248.2
84 Zonta VAN DEN GOORBERGH	NED	KALEX	248.2	246.5	246.5	246.5	246.0	246.7	248.2
22 Sam LOWES	GBR	KALEX	247.7	247.7	247.1	247.1	247.1	247.3	247.7
64 Bo BENDSNEYDER	NED	KALEX	247.7	247.7	246.5	245.4	245.4	246.5	247.7
75 Albert ARENAS	SPA	KALEX	247.7	247.1	246.5	246.0	246.0	246.4	247.7
52 Jeremy ALCOBA	SPA	KALEX	247.1	246.5	246.0	246.0	246.0	246.2	247.1
4 Sean Dylan KELLY	USA	KALEX	246.5	246.0	246.0	245.4	245.4	245.7	246.5
12 Filip SALAC	CZE	KALEX	246.5	246.5	246.0	244.8	243.7	245.5	246.5
16 Joe ROBERTS	USA	KALEX	246.5	246.5	246.0	246.0	245.4	246.1	246.5
42 Marcos RAMIREZ	SPA	MV AGUSTA	246.5	246.0	246.0	245.4	245.4	245.8	246.5
24 Simone CORSI	ITA	MV AGUSTA	246.0	245.4	244.3	243.2	243.2	244.2	246.0
61 Alessandro ZACCONE	ITA	KALEX	244.8	244.8	244.8	243.7	243.7	244.1	244.8

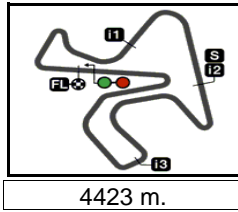
These data/results cannot be reproduced, stored and/or transmitted in whole or in part by any manner of electronic, mechanical, photocopying, recording, broadcasting or otherwise now known or herein after developed without the previous express consent by the copyright owner, except for reproduction in daily press and regular printed publications on sale to the public within 60 days of the event related to those data/results and always provided that copyright symbol appears together as follows below.

© DORNA, 2022

Official MotoGP Timing by TISSOT
www.motogp.com



Jerez de la Frontera, Friday, April 29, 2022



GRAN PREMIO RED BULL DE ESPAÑA
Free Practice Nr. 2
Chronological Analysis of Performances

9

* Lap / Sector time cancelled **T1** Time from finish line to 1st intermediate **T3** Time from 2nd intermed. to 3rd intermed.
P Crossing the finish line in pit lane **T2** Time from 1st intermed. to 2nd intermed. **T4** Time from 3rd intermediate to finish line

Lap	Lap Time	T1	T2	T3	T4	Speed	Lap	Lap Time	T1	T2	T3	T4	Speed
1st 96 Jake DIXON Autosolar GASGAS A GBR													
			Runs=1	Total laps=19	Full laps=13								
1	3'18.486	30.650	15.839	32.531	33.155	244.3	3	1'42.308	25.382	15.177	30.339	31.410	247.7
2	1'43.248	25.738	15.437	30.664	31.409	244.8	4	1'42.317	25.308	15.215	30.352	31.442	247.1
3	1'43.240	25.713	15.385	30.581	31.561	245.4	5	1'42.254	25.334	15.263	30.259	31.398	246.0
4	1'42.927	25.510	15.448	30.515	31.454	244.3	6	1'43.652	26.173	15.326	30.598	31.555	245.4
5	1'44.329	25.549	15.285	31.424	32.071	245.4	7	1'42.948	25.422	15.336	30.399	31.791	246.5
6	1'42.449	25.406	15.211	30.465	31.367	246.0	8	1'42.246	25.244	15.276	30.241	31.485	246.0
7	1'42.448	25.369	15.216	30.407	31.456	246.0	9	1'42.505	25.164	15.220	30.552	31.569	248.2
8	1'45.596	27.946	15.462	30.685	31.503	246.5	10	1'43.806 P	25.721	16.349	31.741	29.995	233.7
9	1'42.487	25.389	15.236	30.464	31.398	248.2	11	1'53.388	33.601	15.826	31.347	32.614	243.2
10	1'42.335	25.466	15.209	30.400	31.260	248.2	12	1'43.269 *	25.634	15.326	30.647	31.662*	245.4
11	1'42.332	25.419	15.165	30.356	31.392	249.4	13	1'42.179	25.354	15.274	30.305	31.246	246.0
12	1'42.399 *	25.576	15.173	30.323	31.327*	248.2	14	1'42.069	25.175	15.256	30.296	31.342	244.8
13	1'45.719 P	27.761	16.675	32.172	29.111	232.7	15	1'42.266	25.235	15.250	30.410	31.371	245.4
14	1'55.868	33.950	16.409	31.740	33.769	230.2	16	1'42.009	25.263	15.181	30.294	31.271	246.0
15	1'46.351	25.564	15.325	33.659	31.803	244.8	17	1'42.219	25.310	15.293	30.155	31.461	245.4
16	1'41.646	25.231	15.069	30.246	31.100	248.8							
17	1'44.726 *	26.409	15.321	31.476*	31.520*	246.0							
18	1'42.305 *	25.31*	15.233	30.334	31.421	247.1							
19	1'42.691	25.390	15.293	30.418	31.590	247.7							
4th 22 Sam LOWES Elf Marc VDS Racing GBR													
			Runs=1	Total laps=18	Full laps=15								
1	3'30.604	31.316	15.865	31.796	32.497	240.0							
2	1'43.738	25.767	15.466	30.758	31.747	244.3							
3	1'43.057	25.509	15.439	30.517	31.592	244.8							
4	1'42.825	25.430	15.339	30.464	31.592	244.8							
5	1'42.551	25.392	15.226	30.547	31.386	244.3							
6	1'42.522	25.378	15.244	30.402	31.498	246.0							
7	1'42.532	25.357	15.220	30.441	31.514	245.4							
8	1'46.791 P	27.301	16.421	32.601	30.468	218.1							
9	1'49.633	30.922	15.717	31.102	31.892	241.0							
10	1'42.981	25.557	15.363	30.514	31.547	244.3							
11	1'42.624	25.397	15.175	30.595	31.457	247.1							
12	1'42.371	25.381	15.148	30.454	31.388	247.1							
13	1'55.462	25.455	15.178	36.190	38.639	246.5							
14	1'47.029	25.584	15.351	30.487	35.607	245.4							
15	1'42.072	25.267	15.227	30.267	31.311	247.1							
16	1'42.088	25.293	15.122	30.320	31.353	247.7							
17	1'42.542	25.307	15.143	30.541	31.551	247.7							
18	1'42.627	25.746	15.263	30.349	31.269	245.4							
2nd 37 Augusto FERNAND Red Bull KTM Ajo SPA													
			Runs=2	Total laps=17	Full laps=9								
1	2'44.241	31.059	16.583	32.849	33.479	226.4							
2	1'43.213	25.768	15.351	30.539	31.555	248.2							
3	1'42.968	25.816	15.268	30.439	31.445	247.1							
4	1'42.587	25.550	15.302	30.380	31.355	246.0							
5	1'39.753 P	25.484	15.549	31.185	27.535	243.2							
6	1'49.279 *	31.262	15.499	30.828	31.690*	244.8							
7	1'42.591	25.442	15.281	30.384	31.484	246.5							
8	1'42.309 *	25.283	15.327*	30.339	31.360	247.7							
9	1'42.310	25.420	15.260	30.290	31.340	247.7							
10	1'37.027 P	25.417	15.305	30.266	26.039	247.1							
11	1'50.302	32.363	15.454	30.896	31.589	243.7							
12	1'42.067	25.442	15.237	30.160	31.228	246.5							
13	1'41.898	25.262	15.241	30.101	31.294	247.1							
14	1'42.548	25.217	15.252	30.536	31.543	246.5							
15	1'42.829 *	25.334	15.269	30.555*	31.671*	246.0							
16	1'42.795 *	25.56*	15.385	30.269	31.577	245.4							
17	1'42.515	25.449	15.284	30.409	31.373	247.7							
3rd 79 Ai OGURA IDEMITSU Honda Te JPN													
			Runs=1	Total laps=17	Full laps=13								
1	2'55.818	31.096	15.817	31.356	32.306	244.3							
2	1'42.779	25.567	15.268	30.360	31.584	246.5							

Fastest Lap: Jake DIXON Autosolar GASGAS A GBR **1'41.646** 25.231 15.069 30.246 31.100

These data/results cannot be reproduced, stored and/or transmitted in whole or in part by any manner of electronic, mechanical, photocopying, recording, broadcasting or otherwise now known or herein after developed without the previous express consent by the copyright owner, except for reproduction in daily press and regular printed publications on sale to the public within 60 days of the event related to those data/results and always provided that copyright symbol appears together as follows below.
 © DORNA, 2022



Free Practice Nr. 2

Moto2

Lap	Lap Time	T1	T2	T3	T4	Speed	Lap	Lap Time	T1	T2	T3	T4	Speed
8	1'45.092 P	29.514	15.693	32.030	27.855	238.4	7	1'43.713	25.562	15.241	30.451	32.459	244.8
9	1'52.711	32.208	15.948	31.146	33.409	244.8	8	1'43.879	26.069	15.226	30.851	31.733	246.5
10	1'46.643	25.650	15.251	30.562	35.180	249.4	9	1'42.607	25.490	15.252	30.432	31.433	243.2
11	1'44.125 *	25.799	15.373	31.108	31.845*	247.7	10	1'40.429 P	25.962	15.313	30.953	28.201	243.7
12	1'45.661	25.449	15.285	31.400	33.527	247.1	11	1'54.783	31.273	16.226	33.350	33.934	233.7
13	1'42.134	25.380	15.131	30.318	31.305	250.5	12	1'43.740	25.773	15.374	30.657	31.936	242.1
14	1'42.073	25.253	15.074	30.503	31.243	250.5	13	1'48.574	28.419	15.341	32.873	31.941	244.8
15	1'42.633	25.614	15.212	30.546	31.261	250.0	14	1'42.648	25.500	15.192	30.593	31.363	243.7
6th 75 Albert ARENAS Autosolar GASGAS A SPA Runs=2 Total laps=15 Full laps=10							15	1'42.202	25.381	15.163	30.383	31.275	246.0
1	3'06.040	31.277	16.041	32.056	33.247	242.6	16	1'42.530	25.486	15.207	30.396	31.441	244.8
2	1'43.984	25.902	15.416	30.851	31.815	244.3	17	1'42.521 *	25.406	15.163	30.475*	31.477	244.8
3	1'45.504	25.624	15.296	31.174	33.410	246.0	18	1'42.327	25.483	15.208	30.308	31.328	244.3
4	1'43.052	25.582	15.239	30.744	31.487	247.1	19	1'42.245	25.263	15.152	30.552	31.278	246.0
5	1'42.957	25.531	15.363	30.636	31.427	246.0	9th 40 Aron CANET Flexbox HP40 SPA Runs=1 Total laps=13 Full laps=8						
6	1'42.609	25.482	15.239	30.571	31.317	245.4	1	3'00.230	29.800	15.450	31.248	31.745	247.7
7	1'42.432	25.362	15.237	30.423	31.410	246.0	2	1'43.244 *	25.73*	15.232	30.848	31.430	247.7
8	1'44.193 P	29.447	15.763	31.476	27.507	246.0	3	1'42.518	25.452	15.163	30.562	31.341	248.8
9	1'51.249	31.916	15.677	31.282	32.374	241.0	4	1'42.709	25.534	15.209	30.621	31.345	248.2
10	1'46.538	28.377	15.877	30.762	31.522	243.2	5	1'42.452	25.503	15.276	30.328	31.345	245.4
11	1'48.395	31.104	15.266	30.633	31.392	244.8	6	1'42.805	25.449	15.327	30.451	31.578	244.3
12	1'42.200	25.317	15.222	30.454	31.207	246.0	7	1'49.683 P	28.824	15.691	34.173	30.995	242.6
13	1'42.161	25.307	15.191	30.441	31.222	247.7	8	1'48.226	29.558	15.402	31.810	31.456	244.8
14	2'30.556 P	25.350	15.196	30.425	1'19.585	246.5	9	1'42.418	25.455	15.276	30.338	31.349	244.8
15	2'08.044	46.000	16.276	33.157	32.611	242.1	10	1'42.345	25.568	15.271	30.351	31.155	247.1
7th 51 Pedro ACOSTA Red Bull KTM Ajo SPA Runs=1 Total laps=18 Full laps=14							11	1'42.229	25.347	15.216	30.333	31.333	247.7
1	2'45.348	31.566	18.088	34.738	33.939	213.0	12	1'52.769 *	30.106	15.926	31.826*	34.911	239.4
2	1'44.480	25.993	15.382	31.082	32.023	248.8	13	1'43.336	25.432	15.309	30.506	32.089	247.7
3	1'43.335	25.780	15.244	30.781	31.530	248.8	10th 35 Somkiat CHANTRA IDEMITSU Honda Te THA Runs=2 Total laps=17 Full laps=11						
4	1'42.557	25.426	15.128	30.514	31.489	252.3	1	3'12.173 P	30.632	15.729	32.239	27.546	244.8
5	1'43.153	25.343	15.320	30.620	31.870	248.8	2	1'48.878	30.163	15.601	31.288	31.826	243.7
6	1'43.188	25.448	15.139	30.621	31.980	250.0	3	1'43.269	25.650	15.218	30.730	31.671	246.0
7	1'43.328	25.468	15.241	30.729	31.890	246.0	4	1'43.154	25.539	15.184	30.719	31.712	245.4
8	1'42.930	25.472	15.287	30.560	31.611	247.7	5	1'43.844	26.219	15.267	30.616	31.742	246.0
9	1'42.671	25.406	15.200	30.506	31.559	248.8	6	1'42.494	25.400	15.157	30.467	31.470	247.7
10	1'42.508	25.321	15.222	30.390	31.575	248.2	7	1'42.510	25.331	15.130	30.580	31.469	247.1
11	1'43.829 P	26.952	15.821	31.897	29.159	236.8	8	1'42.594	25.439	15.186	30.463	31.506	248.2
12	1'49.817	30.916	15.455	31.399	32.047	243.2	9	1'42.807	25.326	15.172	30.738	31.571	247.1
13	1'44.333	25.436	15.100	32.018	31.779	251.1	10	1'37.710 P	25.454	15.243	30.630	26.383	247.1
14	1'42.290	25.380	15.153	30.304	31.453	251.1	11	1'49.256	30.928	15.512	31.202	31.614	246.0
15	1'42.378	25.354	15.267	30.303	31.454	246.0	12	1'48.864	25.597	15.276	31.046	36.945	245.4
16	1'42.181	25.264	15.138	30.277	31.502	248.2	13	1'44.512	25.553	15.710	31.662	31.587	236.8
17	1'51.589 *	28.531	16.299	32.899*	33.860	228.8	14	1'42.263	25.361	15.138	30.434	31.330	247.1
18	1'42.890	25.483	15.292	30.473	31.642	247.7	15	1'43.163 *	25.404	15.181	31.041*	31.537*	247.7
8th 16 Joe ROBERTS Italtrans Racing Team USA Runs=1 Total laps=19 Full laps=13							16	1'42.593 *	25.35*	15.247	30.488	31.506	246.5
1	2'42.549	31.592	16.246	32.005	32.664	237.8	17	1'42.410	25.334	15.171	30.446	31.459	247.7
2	1'43.420 *	25.759	15.277	30.768	31.616*	245.4	11th 6 Cameron BEAUBIE American Racing USA Runs=1 Total laps=14 Full laps=10						
3	1'42.785	25.616	15.167	30.528	31.474	246.5	1	3'42.368	31.366	15.895	32.227	32.058	241.0
4	1'45.029	25.718	15.365	31.354	32.592	242.6	2	1'44.333	26.081	15.348	31.063	31.841	246.0
5	1'43.462	25.483	15.251	30.893	31.835	244.3	3	1'43.352	25.584	15.306	30.810	31.652	244.8
6	1'46.719 *	29.178	15.448	30.524	31.569*	243.7	4	1'43.504 *	25.54*	15.529	30.780	31.653	244.3

Fastest Lap: Jake DIXON Autosolar GASGAS A GBR **1'41.646** 25.231 15.069 30.246 31.100

These data/results cannot be reproduced, stored and/or transmitted in whole or in part by any manner of electronic, mechanical, photocopying, recording, broadcasting or otherwise now known or herein after developed without the previous express consent by the copyright owner, except for reproduction in daily press and regular printed publications on sale to the public within 60 days of the event related to those data/results and always provided that copyright symbol appears together as follows below.
© DORNA, 2022

Free Practice Nr. 2

Moto2

Lap	Lap Time	T1	T2	T3	T4	Speed	Lap	Lap Time	T1	T2	T3	T4	Speed
5	1'43.122	25.558	15.376	30.678	31.510	243.2	6	1'43.305	25.553	15.213	30.868	31.671	247.1
6	1'43.073	25.385	15.410	30.739	31.539	243.7	7	1'42.953	25.555	15.212	30.636	31.550	247.1
7	1'43.179	25.465	15.390	30.778	31.546	243.2	8	1'43.313	25.521	15.289	30.818	31.685	248.8
8	1'43.372	25.548	15.426	30.734	31.664	243.7	9	1'43.058 P	25.755	16.354	31.814	29.135	244.8
9	1'43.102	25.482	15.404	30.608	31.608	244.8	10	1'53.591	31.702	15.907	31.456	34.526	244.3
10	1'42.074 P	25.556	15.373	31.465	29.680	246.0	11	1'43.244	25.747	15.278	30.604	31.615	246.0
11	1'56.838 *	34.639	16.305*	31.488	34.406	240.5	12	1'43.016	25.407	15.084	30.555	31.970	248.2
12	1'48.099	25.629	15.381	35.508	31.581	243.7	13	1'43.019	25.559	15.100	30.584	31.776	247.7
13	1'42.278	25.383	15.243	30.398	31.254	247.7	14	1'43.093 *	25.53*	15.311	30.734	31.511	248.2
14	1'42.412	25.464	15.242	30.432	31.274	248.2	15	1'51.833	25.786	17.165	35.294	33.588	236.3
16	1'42.563	25.486	15.135	30.620	31.322	248.2	17	1'42.545	25.445	15.135	30.501	31.464	248.2
18	1'43.125	25.508	15.220	30.671	31.726	247.7							

12th 54 **Fermín ALDEGUER** Lighttech Speed Up SPA
Runs=1 Total laps=16 Full laps=9

1	2'11.135	30.182	16.245	34.254	33.039	240.5
2	1'45.923	25.542	15.362	32.363	32.656	245.4
3	1'43.007 *	25.403	15.436	30.628	31.540*	246.0
4	1'42.662	25.312	15.353	30.455	31.542	244.3
5	1'43.968 *	25.323	15.297	30.468	32.880*	244.3
6	1'51.579	30.544	16.700	32.081	32.254	222.6
7	1'38.419 P	25.349	15.307	30.547	27.216	244.3
8	1'52.030	30.930	16.118	32.358	32.624	240.0
9	1'44.084	25.462	15.375	31.214	32.033	246.5
10	1'42.779	25.256	15.164	30.645	31.714	247.7
11	1'46.591	25.356	15.220	30.688	35.327	246.5
12	1'45.316	25.369	15.315	30.583	34.049	247.7
13	1'42.295	25.247	15.131	30.467	31.450	249.4
14	1'43.835 *	25.200	15.244	31.469*	31.922*	248.8
15	1'49.318 *	29.83*	16.096	31.299	32.090	238.9
16	1'44.387	25.350	15.248	31.148	32.641	247.7

13th 64 **Bo BENDSNEYDER** Pertamina Mandalika NED
Runs=1 Total laps=16 Full laps=13

1	2'47.501	29.602	15.740	31.295	32.364	242.6
2	1'44.310	25.825	15.472	30.992	32.021	244.3
3	1'43.716	25.849	15.308	30.781	31.778	247.7
4	1'43.587	25.654	15.501	30.740	31.692	243.2
5	1'43.615	25.681	15.493	30.771	31.670	242.6
6	1'44.279	25.649	15.423	30.655	32.552	244.3
7	1'45.713	27.499	15.555	30.775	31.884	245.4
8	1'43.401	25.668	15.428	30.601	31.704	243.2
9	1'43.493 P	27.398	15.933	31.838	28.324	240.0
10	1'50.992	29.721	16.563	31.618	33.090	203.0
11	1'43.719	25.571	15.239	31.330	31.579	247.7
12	1'42.575	25.515	15.315	30.415	31.330	246.5
13	1'42.562	25.455	15.246	30.411	31.450	245.4
14	1'42.748	25.472	15.323	30.432	31.521	244.8
15	1'42.314	25.370	15.326	30.268	31.350	244.3
16	1'46.609	26.809	15.556	31.568	32.676	241.6

14th 18 **Manuel GONZALEZ** Yamaha VR46 Master SPA
Runs=1 Total laps=18 Full laps=13

1	2'51.551	29.272	15.442	31.357	32.064	248.2
2	1'43.492	25.712	15.295	30.834	31.651	248.2
3	1'42.980	25.554	15.195	30.689	31.542	249.4
4	1'45.965	26.849	15.465	31.860	31.791	246.0
5	1'45.819 *	25.572	15.249	30.761	34.237*	247.1

15th 23 **Marcel SCHROTTE** Liqui Moly Intact GP GER
Runs=1 Total laps=17 Full laps=13

1	3'07.284	32.946	15.915	33.979	32.977	245.4
2	1'43.476	25.795	15.326	30.689	31.666	248.8
3	1'43.777	25.494	15.273	30.761	32.249	249.4
4	1'43.303	25.557	15.498	30.667	31.581	246.5
5	1'43.150	25.573	15.346	30.506	31.725	246.0
6	1'44.327 *	26.507	15.336	30.749	31.735*	248.2
7	1'43.388	25.616	15.503	30.616	31.653	247.1
8	1'46.892	27.195	15.765	32.141	31.791	247.1
9	1'43.036	25.530	15.333	30.625	31.548	248.2
10	1'42.898	25.459	15.395	30.568	31.476	247.7
11	1'41.847 P	25.693	16.542	32.088	27.524	224.5
12	1'48.630	29.627	15.754	31.261	31.988	244.8
13	1'49.985	25.615	15.334	33.725	35.311	246.5
14	1'42.585	25.526	15.309	30.328	31.422	248.8
15	1'42.760	25.284	15.160	30.512	31.804	250.5
16	1'42.952	25.481	15.472	30.534	31.465	243.7
17	1'42.624	25.402	15.312	30.382	31.528	247.1

16th 9 **Jorge NAVARRO** Flexbox HP40 SPA
Runs=1 Total laps=15 Full laps=10

1	2'51.375	29.529	15.692	31.171	32.203	247.7
2	1'43.431	25.650	15.435	30.747	31.599	248.8
3	1'42.939	25.605	15.247	30.502	31.585	250.0
4	1'43.218 *	25.394	15.341	30.653	31.830*	248.8
5	1'42.929	25.521	15.276	30.516	31.616	248.2
6	1'43.142	25.502	15.299	30.614	31.727	249.4
7	1'46.542 P	30.158	16.835	31.482	28.067	213.8
8	1'52.449	29.482	15.559	33.730	33.678	246.5
9	1'42.615	25.510	15.295	30.372	31.438	248.8
10	1'46.776	26.241	15.263	33.570	31.702	247.7
11	1'42.890	25.488	15.315	30.640	31.447	246.5
12	1'42.760	25.439	15.362	30.568	31.391	247.7
13	1'42.746	25.484	15.324	30.506	31.432	248.2
14	1'52.952 *	27.942	15.307	31.189*	38.514	248.8
15	1'42.807	25.521	15.319	30.492	31.475	247.7

17th 5 **Romano FENATI** Lighttech Speed Up ITA
Runs=2 Total laps=19 Full laps=11

1	2'46.970	30.195	15.958	31.777	32.619	241.0
2	1'44.584	26.074	15.403	31.146	31.961	247.1

Fastest Lap: Jake DIXON Autosolar GASGAS A GBR 1'41.646 25.231 15.069 30.246 31.100

These data/results cannot be reproduced, stored and/or transmitted in whole or in part by any manner of electronic, mechanical, photocopying, recording, broadcasting or otherwise now known or herein after developed without the previous express consent by the copyright owner, except for reproduction in daily press and regular printed publications on sale to the public within 60 days of the event related to those data/results and always provided that copyright symbol appears together as follows below.
© DORNA, 2022



Free Practice Nr. 2

Moto2

Lap	Lap Time	T1	T2	T3	T4	Speed	Lap	Lap Time	T1	T2	T3	T4	Speed	
3	1'44.032	25.884	15.373	31.195	31.580	247.1	20th 19 Lorenzo DALLA PO Italtrans Racing Team ITA							
4	1'43.760	25.849	15.320	30.912	31.679	248.2		Runs=1	Total laps=17	Full laps=14				
5	1'43.507	25.765	15.362	30.821	31.559	244.8		1	2'30.506	30.830	15.806	31.797	32.487	247.1
6	1'51.354 *	26.95 *	16.014	32.531	35.858	241.6		2	1'44.530	26.215	15.489	30.933	31.893	248.2
7	1'44.915	26.118	15.551	31.430	31.816	244.3		3	1'43.853	25.927	15.411	30.822	31.693	249.4
8	1'44.984 P	28.489	15.719	32.878	27.898	240.0		4	1'43.635	25.734	15.406	30.815	31.680	248.8
9	1'48.606	29.858	15.639	31.048	32.061	243.7		5	1'43.692	25.726	15.385	30.888	31.693	247.1
10	1'43.443	25.711	15.393	30.669	31.670	245.4		6	1'43.862	25.718	15.432	30.910	31.802	247.7
11	1'43.323	25.621	15.424	30.666	31.612	244.3		7	1'56.303	34.419	17.883	31.971	32.030	203.0
12	1'40.696 P	26.728	15.700	31.478	26.790	243.7		8	1'46.538	28.180	15.485	31.089	31.784	247.7
13	1'47.435	29.534	15.435	30.855	31.611	244.3		9	1'43.088 P	25.796	15.468	32.012	29.812	247.7
14	1'42.783	25.591	15.251	30.613	31.328	247.1		10	1'49.838	29.678	15.611	32.071	32.478	244.8
15	1'42.692	25.540	15.290	30.531	31.331	247.1		11	1'43.409	25.886	15.266	30.692	31.565	248.8
16	1'42.771	25.455	15.306	30.564	31.446	245.4		12	1'45.705	25.649	15.259	30.847	33.950	250.0
17	1'43.450 *	25.469	15.296	30.634*	32.051*	246.0		13	1'42.902	25.599	15.227	30.710	31.366	250.5
18	1'47.761 *	25.87*	15.317	32.728	33.842	244.8		14	1'48.405	30.847	15.289	30.656	31.613	249.4
19	1'42.973	25.502	15.325	30.582	31.564	246.5		15	1'42.773	25.516	15.256	30.590	31.411	251.1
18th 2 Gabriel RODRIGO Pertamina Mandalika ARG	Runs=1	Total laps=14	Full laps=9					16	1'50.481	31.218	15.597	31.408	32.258	248.8
1	2'39.540	36.226	16.839	36.720	32.894	213.0		17	1'43.325	25.553	15.276	30.678	31.818	250.5
2	1'45.185 *	26.161*	15.852	31.123	32.044	243.2	21st 42 Marcos RAMIREZ MV Agusta Forward R SPA	Runs=2	Total laps=18	Full laps=12				
3	1'46.262 *	25.98*	15.470	31.623	33.182	242.6	1	2'11.497	28.592	15.980	34.380	32.724	243.7	
4	1'43.414	25.797	15.414	30.544	31.659	246.0	2	1'43.671	25.579	15.253	30.969	31.870	246.5	
5	1'43.528	25.612	15.299	30.657	31.960	244.8	3	1'43.574	25.677	15.385	30.802	31.710	244.3	
6	1'44.112	25.666	15.350	30.942	32.154	243.7	4	1'44.798	25.625	15.330	32.076	31.767	244.8	
7	2'02.776 P	29.172	16.084	45.887	31.633	240.0	5	1'43.329	25.589	15.341	30.602	31.797	244.3	
8	1'48.167	28.743	15.482	30.978	32.964	244.8	6	1'51.810	25.578	15.359	38.330	32.543	243.2	
9	1'42.877	25.547	15.204	30.411	31.715	250.0	7	1'42.984	25.402	15.320	30.533	31.729	245.4	
10	1'42.744	25.564	15.225	30.491	31.464	247.1	8	1'41.750 P	26.612	15.719	31.397	28.022	241.6	
11	1'47.134	25.514	15.269	31.438	34.913	245.4	9	1'47.437	28.329	15.609	31.308	32.191	243.2	
12	1'43.060	25.417	15.232	30.651	31.760	247.7	10	1'43.759	25.668	15.418	30.796	31.877	244.8	
13	1'43.781	25.924	15.454	30.722	31.681	243.2	11	1'40.405 P	25.659	15.432	31.935	27.379	244.8	
14	1'43.641	26.013	15.308	30.765	31.555	247.7	12	1'49.383	29.706	17.004	30.942	31.731	229.7	
19th 13 Celestino VIETTI Mooney VR46 Racing ITA	Runs=1	Total laps=18	Full laps=10				13	1'48.803	25.431	16.319	35.256	31.797	231.7	
1	2'56.311	31.334	15.531	31.198	32.498	248.2	14	1'42.784	25.411	15.289	30.518	31.566	246.0	
2	1'43.292	25.688	15.253	30.780	31.571	249.4	15	1'43.594	25.485	15.227	30.537	32.345	246.0	
3	1'43.146	25.728	15.246	30.746	31.426	248.8	16	1'42.816	25.352	15.305	30.551	31.608	245.4	
4	1'43.275	25.616	15.359	30.804	31.496	247.1	17	1'45.682 *	26.49*	15.622	31.483	32.083	228.3	
5	1'43.197	25.614	15.309	30.767	31.507	247.1	18	1'42.982	25.515	15.336	30.548	31.583	245.4	
6	1'43.356 *	25.725	15.292	30.850	31.489*	246.5	22nd 61 Alessandro ZACCO Gresini Racing Moto2 ITA	Runs=2	Total laps=17	Full laps=4				
7	1'43.286	25.625	15.253	30.829	31.579	246.5	1	2'27.991	31.254	16.227	32.540	32.978	238.4	
8	1'43.228 *	25.567	15.362	30.748	31.551*	247.1	2	1'45.101 *	26.158	15.551	31.189	32.203*	243.7	
9	1'43.105	25.566	15.318	30.764	31.457	248.2	3	1'44.205 *	25.743	15.450	30.891	32.121*	243.2	
10	1'44.488 P	25.873	16.398	32.997	29.220	240.0	4	1'43.766 *	25.637	15.399	30.815	31.915*	243.2	
11	1'49.724	30.571	15.621	31.384	32.148	242.6	5	1'46.443 *	25.969	15.638	32.265	32.571*	239.4	
12	1'43.272	25.738	15.332	30.791	31.411	246.5	6	1'43.674 *	25.668	15.382	30.847	31.777*	243.7	
13	1'48.343	25.635	15.295	31.611	35.802	246.0	7	1'42.265 P	26.172	15.697	31.800	28.596	240.5	
14	1'43.450	25.529	15.308	31.139	31.474	247.1	8	1'50.072	30.469	15.775	31.439	32.389	243.2	
15	1'42.775 *	25.575	15.309	30.650	31.241*	247.1	9	1'43.538	25.662	15.365	30.727	31.784	243.7	
16	1'42.752	25.552	15.329	30.474	31.397	246.5	10	1'43.439	25.588	15.430	30.617	31.804	243.7	
17	1'42.552 *	25.557	15.264	30.468	31.263*	246.5	11	1'40.455 P	26.124	15.604	31.053	27.674	243.2	
18	1'42.663 *	25.475	15.311	30.453	31.424*	247.1	12	1'58.798	37.360	16.242	32.695	32.501	238.9	
							13	1'44.259	26.145	15.453	30.945	31.716	244.8	

Fastest Lap: Jake DIXON Autosolar GASGAS A GBR 1'41.646 25.231 15.069 30.246 31.100

These data/results cannot be reproduced, stored and/or transmitted in whole or in part by any manner of electronic, mechanical, photocopying, recording, broadcasting or otherwise now known or herein after developed without the previous express consent by the copyright owner, except for reproduction in daily press and regular printed publications on sale to the public within 60 days of the event related to those data/results and always provided that copyright symbol appears together as follows below.
© DORNA, 2022

Official MotoGP Timing by TISSOT
www.motogp.com

Jerez de la Frontera, Friday, April 29, 2022

Page 4 of 6

moto2



Free Practice Nr. 2

Moto2

Lap	Lap Time	T1	T2	T3	T4	Speed	Lap	Lap Time	T1	T2	T3	T4	Speed
14	1'42.834	25.473	15.329	30.509	31.523	243.2	11	1'48.451	25.820	15.382	34.344	32.905	242.6
15	1'43.164 *	25.408	15.294	30.691*	31.771*	244.8	12	1'43.119	25.583	15.335	30.678	31.523	243.7
16	1'44.186 *	25.65*	15.343	31.179	32.010	243.7	13	1'43.216	25.502	15.367	30.722	31.625	243.2
17	1'43.114 *	25.515	15.385	30.504	31.710*	244.8	14	1'43.548 *	25.57*	15.462	30.812	31.699*	243.2
							15	1'44.713 *	25.74*	15.584	31.467	31.915*	234.7
							16	1'43.928	25.779	15.511	30.780	31.858	242.6

23rd 52 **Jeremy ALCOBA** Liqui Moly Intact GP SPA
Runs=1 Total laps=17 Full laps=12

1	2'23.361	30.863	15.822	32.115	32.797	244.3
2	1'44.802	26.083	15.420	31.369	31.930	245.4
3	1'44.800	26.777	15.405	30.898	31.720	246.0
4	1'43.736	25.843	15.355	30.872	31.666	244.8
5	1'44.695	25.777	15.400	31.590	31.928	243.7
6	1'44.183	25.742	15.739	30.957	31.745	244.8
7	1'43.513	25.713	15.342	30.807	31.651	244.8
8	1'43.434	25.708	15.358	30.704	31.664	244.8
9	1'43.324 *	25.663	15.319	30.641	31.701*	246.0
10	1'42.962 P	27.264	15.636	31.639	28.423	240.5
11	1'48.326	29.839	15.523	30.971	31.993	244.3
12	1'44.011	25.663	15.403	31.309	31.636	246.0
13	1'43.269	25.670	15.292	30.717	31.590	246.0
14	1'43.245	25.554	15.283	30.970	31.438	247.1
15	1'43.276	25.658	15.348	30.760	31.510	246.5
16	1'45.625 *	26.147	15.461	30.919*	33.098*	242.6
17	1'42.919	25.648	15.283	30.598	31.390	246.0

24th 84 **Zonta VAN DEN GO** RW Racing GP NED
Runs=2 Total laps=16 Full laps=12

1	2'23.684	29.856	15.539	31.965	32.843	245.4
2	1'44.926	25.899	15.444	31.395	32.188	246.5
3	1'44.053	25.761	15.429	30.913	31.950	244.3
4	1'44.876	26.771	15.364	30.845	31.896	243.7
5	1'43.630	25.558	15.254	30.991	31.827	243.7
6	1'43.103	25.419	15.244	30.672	31.768	242.6
7	1'54.419	30.374	15.835	35.727	32.483	237.8
8	1'48.301	28.653	15.819	31.719	32.110	237.8
9	1'44.822	25.580	15.441	32.022	31.779	240.5
10	1'43.377	25.631	15.220	30.775	31.751	244.3
11	1'45.658 P	28.959	15.602	32.191	28.906	242.1
12	1'53.031	33.553	15.984	31.146	32.348	239.4
13	1'43.906	25.897	15.278	31.005	31.726	246.5
14	1'46.426	25.453	15.208	33.664	32.101	246.0
15	1'44.033	25.545	15.294	30.869	32.325	248.2
unfinished		25.499	15.222			246.5

25th 7 **Barry BALTUS** RW Racing GP BEL
Runs=1 Total laps=16 Full laps=9

1	2'43.138	32.098	16.672	36.136	34.084	214.2
2	1'44.506	26.033	15.491	30.987	31.995	245.4
3	1'44.076 *	25.807	15.409	31.086	31.774*	249.4
4	1'43.618	25.680	15.385	30.787	31.766	244.3
5	1'43.844	25.597	15.456	30.947	31.844	242.6
6	1'43.455	25.572	15.315	30.825	31.743	244.3
7	1'44.861 *	26.144	15.437	31.393	31.887*	243.2
8	1'42.477 P	25.71*	15.669	33.475	27.620	242.1
9	1'53.921	31.075	16.201	32.217	34.428	189.8
10	1'46.601	26.187	16.139	32.125	32.150	212.5

26th 24 **Simone CORSI** MV Agusta Forward R ITA
Runs=1 Total laps=17 Full laps=14

1	2'34.767	33.183	16.091	32.219	33.110	241.0
2	1'50.756	30.796	16.453	31.453	32.054	232.7
3	1'43.590	25.805	15.383	30.744	31.658	245.4
4	1'43.298	25.654	15.322	30.675	31.647	244.3
5	1'45.239	25.995	15.583	31.648	32.013	241.6
6	1'47.197	25.710	15.455	30.877	35.155	242.6
7	1'51.724 P	31.260	15.578	36.072	28.814	242.6
8	1'52.518	31.969	16.116	31.728	32.705	239.4
9	1'45.544	26.117	15.831	31.466	32.130	240.5
10	1'44.149	25.866	15.504	30.843	31.936	243.2
11	1'44.586	26.005	15.613	30.955	32.013	242.1
12	1'44.124	25.832	15.551	30.917	31.824	242.1
13	1'43.950	25.776	15.528	30.908	31.738	243.2
14	1'43.937	25.711	15.512	30.908	31.806	243.2
15	1'44.230	25.775	15.499	30.873	32.083	242.1
16	1'43.209	25.686	15.390	30.606	31.527	246.0
17	1'49.454	28.128	16.416	31.205	33.705	223.6

27th 4 **Sean Dylan KELLY** American Racing USA
Runs=1 Total laps=19 Full laps=16

1	2'25.768	30.853	16.051	33.350	35.333	241.0
2	1'46.090	26.472	15.506	31.483	32.629	245.4
3	1'44.468	25.869	15.453	31.080	32.066	245.4
4	1'44.552	25.781	15.430	31.182	32.159	244.3
5	1'44.614	25.814	15.442	31.130	32.228	243.7
6	1'44.492	25.763	15.453	31.066	32.210	243.2
7	1'45.283 P	28.021	15.682	32.736	28.844	243.2
8	1'52.346	31.906	15.847	31.898	32.695	241.0
9	1'44.789	25.972	15.524	31.124	32.169	243.2
10	1'44.146	25.740	15.440	30.932	32.034	244.3
11	1'43.866	25.641	15.326	31.056	31.843	245.4
12	1'46.210	25.622	15.459	30.985	34.144	242.6
13	1'47.926	25.863	15.470	32.320	34.273	244.3
14	1'49.106	25.857	15.459	33.158	34.632	244.3
15	1'47.816	27.486	15.399	32.992	31.939	246.0
16	1'43.697	25.657	15.310	30.923	31.807	246.5
17	1'46.291	25.580	15.363	32.318	33.030	245.4
18	1'46.381	25.824	15.355	31.107	34.095	246.0
19	1'43.979	25.673	15.420	30.925	31.961	244.8

28th 28 **Niccolò ANTONELL** Mooney VR46 Racing ITA
Runs=1 Total laps=17 Full laps=13

1	2'40.574	32.943	16.045	35.302	34.522	242.1
2	1'46.516	26.837	15.630	31.594	32.455	246.5
3	1'45.099	26.180	15.515	31.338	32.066	249.4
4	1'44.715	25.938	15.561	31.266	31.950	248.2
5	1'44.679	25.945	15.519	31.150	32.065	243.7

Fastest Lap: Jake DIXON Autosolar GASGAS A GBR **1'41.646** 25.231 15.069 30.246 31.100

These data/results cannot be reproduced, stored and/or transmitted in whole or in part by any manner of electronic, mechanical, photocopying, recording, broadcasting or otherwise now known or herein after developed without the previous express consent by the copyright owner, except for reproduction in daily press and regular printed publications on sale to the public within 60 days of the event related to those data/results and always provided that copyright symbol appears together as follows below.
© DORNA, 2022



Free Practice Nr. 2

Moto2

Lap	Lap Time	T1	T2	T3	T4	Speed	Lap	Lap Time	T1	T2	T3	T4	Speed
6	1'44.779	25.901	15.614	31.159	32.105	247.1							
7	1'53.784 P	37.468	16.332	31.916	28.068	244.8							
8	1'57.302	37.513	15.874	31.370	32.545	243.7							
9	1'45.072	26.163	15.594	30.996	32.319	244.8							
10	1'44.837	26.111	15.571	31.126	32.029	244.3							
11	1'45.337	25.968	15.506	31.026	32.837	243.7							
12	1'44.563	26.093	15.474	30.945	32.051	245.4							
13	1'44.061	25.907	15.488	30.896	31.770	245.4							
14	1'44.515	25.747	15.851	31.053	31.864	240.0							
15	1'43.937	25.785	15.422	30.889	31.841	246.5							
16	1'47.870 *	25.818	15.412	31.949*	34.691	245.4							
17	1'44.858	25.884	15.456	30.836	32.682	245.4							

29th 12 Filip SALAC		Gresini Racing Moto2 CZE											
		Runs=2			Total laps=10			Full laps=4					
1	2'44.685	30.157	16.337	33.921	35.046	240.0							
2	1'45.943	27.162	15.570	31.154	32.057	246.5							
3	1'45.732	26.039	15.451	32.294	31.948	246.5							
4	1'41.516 P	25.809	15.599	31.515	28.593	246.0							
5	1'47.661 P	30.112	16.221	32.541	28.787	237.3							
6	2'01.127	33.932	16.238	32.256	38.701	240.0							
7	1'48.911	26.660	15.910	34.466	31.875	241.0							
8	1'44.243 *	25.815	15.444	31.107*	31.877*	243.7							
9	1'50.269 *	26.961*	16.147	33.047	34.110	240.5							
10	1'44.187	25.803	15.447	30.982	31.955	244.8							

Fastest Lap: Jake DIXON Autosolar GASGAS A GBR **1'41.646** 25.231 15.069 30.246 31.100

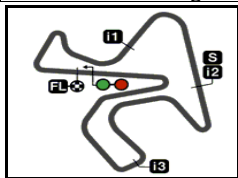
These data/results cannot be reproduced, stored and/or transmitted in whole or in part by any manner of electronic, mechanical, photocopying, recording, broadcasting or otherwise now known or herein after developed without the previous express consent by the copyright owner, except for reproduction in daily press and regular printed publications on sale to the public within 60 days of the event related to those data/results and always provided that copyright symbol appears together as follows below.
© DORNA, 2022

Official MotoGP Timing by TISSOT
www.motogp.com

Jerez de la Frontera, Friday, April 29, 2022

Page 6 of 6





4423 m.

GRAN PREMIO RED BULL DE ESPAÑA

Free Practice Nr. 2

Best Partial Times

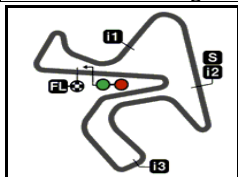
IT Ideal Lap Time, sum of the best partial times

BT Best Lap Time

T1		T2		T3		T4						
Pos	Rider	Time	Rider	Time	Rider	Time	Rider	Time	Pos	Rider	IT	BT
1	A.OGURA	25.164	J.DIXON	15.069	A.FERNANDEZ	30.101	J.DIXON	31.100	1	J.DIXON	1'41.646	1'41.646 (1)
2	F.ALDEGUER	25.200	T.ARBOLINO	15.074	A.OGURA	30.155	A.CANET	31.155	2	A.OGURA	1'41.742	1'42.009 (3)
3	A.FERNANDEZ	25.217	M.GONZALEZ	15.084	J.DIXON	30.246	A.ARENAS	31.207	3	A.FERNANDEZ	1'41.783	1'41.898 (2)
4	J.DIXON	25.231	P.ACOSTA	15.100	S.LOWES	30.267	A.FERNANDEZ	31.228	4	T.ARBOLINO	1'41.888	1'42.073 (5)
5	T.ARBOLINO	25.253	S.LOWES	15.122	B.BENDSNEYDE	30.268	T.ARBOLINO	31.243	5	S.LOWES	1'41.925	1'42.072 (4)
6	J.ROBERTS	25.263	S.CHANTRA	15.130	P.ACOSTA	30.277	A.OGURA	31.246	6	A.CANET	1'41.993	1'42.229 (9)
7	P.ACOSTA	25.264	F.ALDEGUER	15.131	J.ROBERTS	30.308	C.BEAUBIER	31.254	7	J.ROBERTS	1'41.998	1'42.202 (8)
8	S.LOWES	25.267	J.ROBERTS	15.152	T.ARBOLINO	30.318	S.LOWES	31.269	8	P.ACOSTA	1'42.094	1'42.181 (7)
9	M.SCHROTTER	25.284	M.SCHROTTER	15.160	M.SCHROTTER	30.328	J.ROBERTS	31.275	9	A.ARENAS	1'42.128	1'42.161 (6)
10	A.ARENAS	25.307	A.CANET	15.163	A.CANET	30.328	M.GONZALEZ	31.322	10	M.SCHROTTE	1'42.194	1'42.585 (15)
11	S.CHANTRA	25.326	A.OGURA	15.177	J.NAVARRO	30.372	R.FENATI	31.328	11	B.BENDSNEY	1'42.207	1'42.314 (13)
12	A.CANET	25.347	A.ARENAS	15.191	C.BEAUBIER	30.398	S.CHANTRA	31.330	12	S.CHANTRA	1'42.220	1'42.263 (10)
13	M.RAMIREZ	25.352	G.RODRIGO	15.204	G.RODRIGO	30.411	B.BENDSNEYDE	31.330	13	F.ALDEGUER	1'42.236	1'42.295 (12)
14	B.BENDSNEYDE	25.370	Z.VAN DEN GOO	15.208	A.ARENAS	30.423	L.DALLA PORTA	31.366	14	C.BEAUBIER	1'42.277	1'42.278 (11)
15	C.BEAUBIER	25.383	L.DALLA PORTA	15.227	S.CHANTRA	30.434	J.ALCOBA	31.390	15	M.GONZALEZ	1'42.314	1'42.545 (14)
16	J.NAVARRO	25.394	M.RAMIREZ	15.227	C.VIETTI	30.453	J.NAVARRO	31.391	16	J.NAVARRO	1'42.404	1'42.615 (16)
17	M.GONZALEZ	25.407	A.FERNANDEZ	15.237	F.ALDEGUER	30.455	C.VIETTI	31.397	17	G.RODRIGO	1'42.496	1'42.744 (18)
18	A.ZACCONE	25.408	B.BENDSNEYDE	15.239	M.GONZALEZ	30.501	M.SCHROTTER	31.422	18	R.FENATI	1'42.565	1'42.692 (17)
19	G.RODRIGO	25.417	C.BEAUBIER	15.242	A.ZACCONE	30.504	F.ALDEGUER	31.450	19	C.VIETTI	1'42.571	1'42.752 (19)
20	Z.VAN DEN GOO	25.419	C.VIETTI	15.246	M.RAMIREZ	30.518	P.ACOSTA	31.453	20	M.RAMIREZ	1'42.663	1'42.784 (21)
21	R.FENATI	25.455	J.NAVARRO	15.247	R.FENATI	30.531	G.RODRIGO	31.464	21	L.DALLA POR	1'42.699	1'42.773 (20)
22	C.VIETTI	25.475	R.FENATI	15.251	L.DALLA PORTA	30.590	B.BALTUS	31.523	22	A.ZACCONE	1'42.729	1'42.834 (22)
23	B.BALTUS	25.502	J.ALCOBA	15.283	J.ALCOBA	30.598	A.ZACCONE	31.523	23	J.ALCOBA	1'42.825	1'42.919 (23)
24	L.DALLA PORTA	25.516	A.ZACCONE	15.294	S.CORSI	30.606	S.CORSI	31.527	24	B.BALTUS	1'43.018	1'43.119 (25)

These data/results cannot be reproduced, stored and/or transmitted in whole or in part by any manner of electronic, mechanical, photocopying, recording, broadcasting or otherwise now known or herein after developed without the previous express consent by the copyright owner, except for reproduction in daily press and regular printed publications on sale to the public within 60 days of the event related to those data/results and always provided that copyright symbol appears together as follows below.
© DORNA, 2022





4423 m.

GRAN PREMIO RED BULL DE ESPAÑA

Free Practice Nr. 2

Best Partial Times

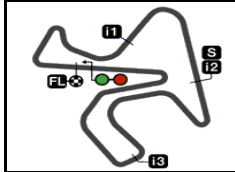
IT Ideal Lap Time, sum of the best partial times

BT Best Lap Time

T1			T2			T3			T4				
<i>Pos</i>	<i>Rider</i>	<i>Time</i>	<i>Rider</i>	<i>Time</i>	<i>Rider</i>	<i>Time</i>	<i>Rider</i>	<i>Time</i>	<i>Pos</i>	<i>Rider</i>	<i>IT</i>	<i>BT</i>	
25	J.ALCOBA	25.554	S.KELLY	15.310	Z.VAN DEN GOO	30.672	M.RAMIREZ	31.566	25	Z.VAN DEN G	1'43.025	1'43.103 (24)	
26	S.KELLY	25.580	B.BALTUS	15.315	B.BALTUS	30.678	Z.VAN DEN GOO	31.726	26	S.CORSI	1'43.109	1'43.209 (26)	
27	S.CORSI	25.654	S.CORSI	15.322	N.ANTONELLI	30.836	N.ANTONELLI	31.770	27	S.KELLY	1'43.620	1'43.697 (27)	
28	N.ANTONELLI	25.747	N.ANTONELLI	15.412	S.KELLY	30.923	S.KELLY	31.807	28	N.ANTONELLI	1'43.765	1'43.937 (28)	
29	F.SALAC	25.803	F.SALAC	15.444	F.SALAC	30.982	F.SALAC	31.875	29	F.SALAC	1'44.104	1'44.187 (29)	

These data/results cannot be reproduced, stored and/or transmitted in whole or in part by any manner of electronic, mechanical, photocopying, recording, broadcasting or otherwise now known or herein after developed without the previous express consent by the copyright owner, except for reproduction in daily press and regular printed publications on sale to the public within 60 days of the event related to those data/results and always provided that copyright symbol appears together as follows below.
© DORNA, 2022






4423 m.

GRAN PREMIO RED BULL DE ESPAÑA

Free Practice Nr. 2

Fastest Laps Sequence

<i>Practice Time</i>	 <i>Rider</i>	<i>Nation</i>	<i>Motorcycle</i>	<i>Time</i>	<i>Km/h</i>	<i>Rider's Lap</i>
3'55.168	42 Marcos RAMIREZ	SPA	MV AGUSTA	1'43.671	153.5	2
4'27.454	37 Augusto FERNANDEZ	SPA	KALEX	1'43.213	154.2	2
4'38.597	79 Ai OGURA	JPN	KALEX	1'42.779	154.9	2
6'20.905	79 Ai OGURA	JPN	KALEX	1'42.308	155.6	3
9'45.476	79 Ai OGURA	JPN	KALEX	1'42.254	155.7	5
14'54.322	79 Ai OGURA	JPN	KALEX	1'42.246	155.7	8
32'48.369	37 Augusto FERNANDEZ	SPA	KALEX	1'42.067	156.0	12
34'30.267	37 Augusto FERNANDEZ	SPA	KALEX	1'41.898	156.2	13
36'02.722	96 Jake DIXON	GBR	KALEX	1'41.646	156.6	16

These data/results cannot be reproduced, stored and/or transmitted in whole or in part by any manner of electronic, mechanical, photocopying, recording, broadcasting or otherwise now known or herein after developed without the previous express consent by the copyright owner, except for reproduction in daily press and regular printed publications on sale to the public within 60 days of the event related to those data/results and always provided that copyright symbol appears together as follows below.

© DORNA, 2022

Official MotoGP Timing by TISSOT
www.motogp.com

Jerez de la Frontera, Friday, April 29, 2022

