


4423 m.

GRAN PREMIO RED BULL DE ESPAÑA

Free Practice Nr. 3

Classification

10

		Rider	Nation	Team	Motorcycle	Time	Lap Total	Gap	Top Speed
1	10	Diogo MOREIRA	BRA	MT Helmets - MSI	KTM	1'45.736	13 16		215.5
2	28	Izan GUEVARA	SPA	Gaviota GASGAS Aspar Team	GASGAS	1'45.738	12 18	0.002 0.002	217.7
3	38	David SALVADOR	SPA	Sterilgarda Husqvarna Max	HUSQVARNA	1'45.915	13 16	0.179 0.177	214.2
4	7	Dennis FOGGIA	ITA	Leopard Racing	HONDA	1'45.983	16 18	0.247 0.068	214.7
5	53	Deniz ÖNCÜ	TUR	Red Bull KTM Tech3	KTM	1'46.024	14 17	0.288 0.041	210.5
6	16	Andrea MIGNO	ITA	Rivacold Snipers Team	HONDA	1'46.088	16 16	0.352 0.064	212.5
7	5	Jaume MASIA	SPA	Red Bull KTM Ajo	KTM	1'46.145	13 15	0.409 0.057	215.5
8	6	Ryusei YAMANAKA	JPN	MT Helmets - MSI	KTM	1'46.185	12 14	0.449 0.040	217.3
9	11	Sergio GARCIA	SPA	Gaviota GASGAS Aspar Team	GASGAS	1'46.214	10 15	0.478 0.029	210.9
10	99	Carlos TATAY	SPA	CFMOTO Racing PruestelGP	CFMOTO	1'46.257	17 18	0.521 0.043	212.5
11	48	Ivan ORTOLÁ	SPA	Angeluss MTA Team	KTM	1'46.309	15 18	0.573 0.052	218.1
12	71	Ayumu SASAKI	JPN	Sterilgarda Husqvarna Max	HUSQVARNA	1'46.337	12 14	0.601 0.028	214.2
13	66	Joel KELSO	AUS	CIP Green Power	KTM	1'46.346	14 15	0.610 0.009	217.3
14	54	Riccardo ROSSI	ITA	SIC58 Squadra Corse	HONDA	1'46.435	12 15	0.699 0.089	215.1
15	27	Kaito TOBA	JPN	CIP Green Power	KTM	1'46.554	9 14	0.818 0.119	210.1
16	19	Scott OGDEN	GBR	VisionTrack Racing Team	HONDA	1'46.733	16 16	0.997 0.179	213.0
17	43	Xavier ARTIGAS	SPA	CFMOTO Racing PruestelGP	CFMOTO	1'46.854	15 17	1.118 0.121	213.8
18	24	Tatsuki SUZUKI	JPN	Leopard Racing	HONDA	1'46.886	16 16	1.150 0.032	217.3
19	96	Daniel HOLGADO	SPA	Red Bull KTM Ajo	KTM	1'47.018	9 16	1.282 0.132	218.1
20	82	Stefano NEPA	ITA	Angeluss MTA Team	KTM	1'47.289	6 8	1.553 0.271	210.9
21	63	Syarifuddin AZMAN	MAL	Rivacold Snipers Team	HONDA	1'47.363	13 15	1.627 0.074	213.4
22	18	Matteo BERTELLE	ITA	QJMotor Avintia Racing Team	KTM	1'47.389	7 14	1.653 0.026	208.0
23	64	Mario AJI	INA	Honda Team Asia	HONDA	1'47.432	12 13	1.696 0.043	209.7
24	23	Elia BARTOLINI	ITA	QJMotor Avintia Racing Team	KTM	1'47.525	16 18	1.789 0.093	214.2
25	31	Adrian FERNANDEZ	SPA	Red Bull KTM Tech3	KTM	1'47.593	13 16	1.857 0.068	216.4
26	87	Gerard RIU MALE	SPA	BOE SKX	KTM	1'47.755	8 14	2.019 0.162	213.4
27	72	Taiyo FURUSATO	JPN	Honda Team Asia	HONDA	1'47.985	16 17	2.249 0.230	213.0
28	22	Ana CARRASCO	SPA	BOE SKX	KTM	1'48.973	14 16	3.237 0.988	213.0

Practice condition: **Dry**Air: **14°**Humidity: **79%**Ground: **18°**

Fastest Lap:	Lap: 13	Diogo MOREIRA	1'45.736	150.5 Km/h
Best Race Lap:	2020	Jaume MASIA	1'46.060	150.1 Km/h
All Time Lap Record:	2021	Andrea MIGNO	1'44.988	151.6 Km/h

The results are provisional until the end of the limit for protest and appeals.

Time limit for protest expires 30' after publication of the results - Time:

These data/results cannot be reproduced, stored and/or transmitted in whole or in part by any manner of electronic, mechanical, photocopying, recording, broadcasting or otherwise now known or herein after developed without the previous express consent by the copyright owner, except for reproduction in daily press and regular printed publications on sale to the public within 60 days of the event related to those data/results and always provided that copyright symbol appears together as follows below.

© DORNA, 2022

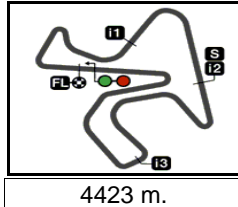
Official MotoGP Timing by TISSOT

www.motogp.com

Jerez de la Frontera, Saturday, April 30, 2022

moto3™






GRAN PREMIO RED BULL DE ESPAÑA

Free Practice Nr. 3

Combined Free Practice Times

11

		Rider	Nation	Team	MOTORCYCLE	FP1	FP2	FP3	Gap
1	10	D.MOREIRA	BRA	MT Helmets - MSI	KTM	1'49.453 14	1'47.100 13	1'45.736 13	
2	28	I.GUEVARA	SPA	Gaviota GASGAS Aspar Team	GASGAS	1'48.652 15	1'46.341 9	1'45.738 12	0.002 0.002
3	38	D.SALVADOR	SPA	Sterilgarda Husqvarna Max	HUSQVARNA	1'50.283 8	1'46.879 13	1'45.915 13	0.179 0.177
4	7	D.FOGGIA	ITA	Leopard Racing	HONDA	1'48.717 16	1'47.229 16	1'45.983 16	0.247 0.068
5	53	D.ÖNCÜ	TUR	Red Bull KTM Tech3	KTM	1'47.888 15	1'46.738 14	1'46.024 14	0.288 0.041
6	16	A.MIGNO	ITA	Rivacold Snipers Team	HONDA	1'49.686 14	1'47.103 14	1'46.088 16	0.352 0.064
7	5	J.MASIA	SPA	Red Bull KTM Ajo	KTM	1'49.103 11	1'46.533 13	1'46.145 13	0.409 0.057
8	6	R.YAMANAKA	JPN	MT Helmets - MSI	KTM	1'49.744 14	1'47.523 4	1'46.185 12	0.449 0.040
9	11	S.GARCIA	SPA	Gaviota GASGAS Aspar Team	GASGAS	1'48.447 8	1'47.115 10	1'46.214 10	0.478 0.029
10	99	C.TATAY	SPA	CFMOTO Racing PruestelGP	CFMOTO	1'48.502 10	1'46.667 12	1'46.257 17	0.521 0.043
11	48	I.ORTOLÁ	SPA	Angeluss MTA Team	KTM	1'50.744 14	1'46.984 15	1'46.309 15	0.573 0.052
12	71	A.SASAKI	JPN	Sterilgarda Husqvarna Max	HUSQVARNA	1'48.207 13	1'46.473 13	1'46.337 12	0.601 0.028
13	66	J.KELSO	AUS	CIP Green Power	KTM	1'49.680 13	1'47.905 11	1'46.346 14	0.610 0.009
14	54	R.ROSSI	ITA	SIC58 Squadra Corse	HONDA	1'49.967 12	1'47.146 15	1'46.435 12	0.699 0.089
15	27	K.TOBA	JPN	CIP Green Power	KTM	1'49.158 16	1'48.051 16	1'46.554 9	0.818 0.119
16	19	S.OGDEN	GBR	VisionTrack Racing Team	HONDA	1'49.872 17	1'46.902 13	1'46.733 16	0.997 0.179
17	43	X.ARTIGAS	SPA	CFMOTO Racing PruestelGP	CFMOTO	1'50.319 9	1'47.760 10	1'46.854 15	1.118 0.121
18	24	T.SUZUKI	JPN	Leopard Racing	HONDA	1'49.296 14	1'47.339 13	1'46.886 16	1.150 0.032
19	96	D.HOLGADO	SPA	Red Bull KTM Ajo	KTM	1'50.805 13	1'47.702 14	1'47.018 9	1.282 0.132
20	82	S.NEPA	ITA	Angeluss MTA Team	KTM	1'49.814 12	1'47.973 17	1'47.289 6	1.553 0.271
21	63	S.AZMAN	MAL	Rivacold Snipers Team	HONDA	1'50.553 13	1'48.592 13	1'47.363 13	1.627 0.074
22	18	M.BERTELLE	ITA	QJMotor Avintia Racing Team	KTM	1'51.126 17	1'47.805 15	1'47.389 7	1.653 0.026
23	64	M.AJI	INA	Honda Team Asia	HONDA	1'50.707 16	1'47.499 12	1'47.432 12	1.696 0.043
24	23	E.BARTOLINI	ITA	QJMotor Avintia Racing Team	KTM	1'50.984 15	1'48.783 12	1'47.525 16	1.789 0.093
25	31	A.FERNANDEZ	SPA	Red Bull KTM Tech3	KTM	1'50.712 14	1'48.815 15	1'47.593 13	1.857 0.068
26	87	G.RIU MALE	SPA	BOE SKX	KTM	1'49.168 15	1'48.082 13	1'47.755 8	2.019 0.162
27	72	T.FURUSATO	JPN	Honda Team Asia	HONDA	1'51.047 17	1'48.179 12	1'47.985 16	2.249 0.230
28	22	A.CARRASCO	SPA	BOE SKX	KTM	1'50.789 14	1'49.564 8	1'48.973 14	3.237 0.988

Pole Position Record:	2020	Tatsuki SUZUKI	1'45.410	151.0 Km/h
Best Race Lap:	2020	Jaume MASIA	1'46.060	150.1 Km/h
All Time Lap Record:	2021	Andrea MIGNO	1'44.988	151.6 Km/h

The results are provisional until the end of the limit for protest and appeals.

Time limit for protest expires 60' after publication of the results - Time:

These data/results cannot be reproduced, stored and/or transmitted in whole or in part by any manner of electronic, mechanical, photocopying, recording, broadcasting or otherwise now known or herein after developed without the previous express consent by the copyright owner, except for reproduction in daily press and regular printed publications on sale to the public within 60 days of the event related to those data/results and always provided that copyright symbol appears together as follows below.

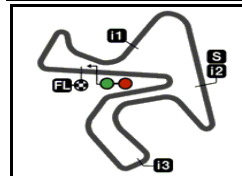
© DORNA, 2022

Official MotoGP Timing by TISSOT
www.motogp.com

Jerez de la Frontera, Saturday, April 30, 2022







4423 m.

GRAN PREMIO RED BULL DE ESPAÑA

Free Practice Nr. 3

Top Speed & Average

12

Rider	Nation	Motorcycle	Top 5 speeds					Average	Top
48 Ivan ORTOLÁ	SPA	KTM	218.1	213.4	213.4	213.0	212.1	213.7	218.1
96 Daniel HOLGADO	SPA	KTM	218.1	217.3	216.8	216.0	214.2	216.5	218.1
28 Izan GUEVARA	SPA	GASGAS	217.7	215.1	214.2	213.8	213.4	214.6	217.7
6 Ryusei YAMANAKA	JPN	KTM	217.3	216.0	215.1	215.1	215.1	215.7	217.3
24 Tatsuki SUZUKI	JPN	HONDA	217.3	214.7	213.4	213.0	212.1	213.8	217.3
66 Joel KELSO	AUS	KTM	217.3	213.0	211.7	211.3	211.3	212.7	217.3
31 Adrian FERNANDEZ	SPA	KTM	216.4	213.4	213.4	212.5	210.5	213.2	216.4
5 Jaume MASIA	SPA	KTM	215.5	214.2	213.4	213.0	212.5	213.4	215.5
10 Diogo MOREIRA	BRA	KTM	215.5	215.1	214.2	213.4	213.0	214.2	215.5
54 Riccardo ROSSI	ITA	HONDA	215.1	214.7	213.8	213.4	213.4	214.1	215.1
7 Dennis FOGGIA	ITA	HONDA	214.7	213.0	212.5	212.5	212.5	213.0	214.7
23 Elia BARTOLINI	ITA	KTM	214.2	212.5	212.1	211.7	211.3	212.4	214.2
38 David SALVADOR	SPA	HUSQVARNA	214.2	213.8	213.4	213.0	212.5	213.2	214.2
71 Ayumu SASAKI	JPN	HUSQVARNA	214.2	214.2	213.8	212.1	210.9	213.0	214.2
43 Xavier ARTIGAS	SPA	CFMOTO	213.8	213.4	213.4	213.4	212.1	213.2	213.8
63 Syarifuddin AZMAN	MAL	HONDA	213.4	209.7	209.3	209.3	208.8	210.1	213.4
87 Gerard RIU MALE	SPA	KTM	213.4	212.5	210.5	210.1	209.7	211.2	213.4
19 Scott OGDEN	GBR	HONDA	213.0	211.7	211.7	211.3	210.1	211.3	213.0
22 Ana CARRASCO	SPA	KTM	213.0	212.5	212.1	211.7	210.9	212.0	213.0
72 Taiyo FURUSATO	JPN	HONDA	213.0	212.5	212.1	211.3	211.3	212.0	213.0
16 Andrea MIGNO	ITA	HONDA	212.5	212.5	211.7	211.7	211.3	211.8	212.5
99 Carlos TATAY	SPA	CFMOTO	212.5	212.1	211.3	210.9	210.9	211.5	212.5
11 Sergio GARCIA	SPA	GASGAS	210.9	210.5	210.5	209.7	209.3	210.0	210.9
82 Stefano NEPA	ITA	KTM	210.9	210.1	208.4	207.6	207.6	208.9	210.9
53 Deniz ÖNCÜ	TUR	KTM	210.5	210.1	209.7	209.7	209.3	209.8	210.5
27 Kaito TOBA	JPN	KTM	210.1	210.1	209.7	209.7	209.7	209.9	210.1
64 Mario AJI	INA	HONDA	209.7	208.8	208.4	208.4	207.6	208.4	209.7
18 Matteo BERTELLE	ITA	KTM	208.0	207.2	206.8	206.5	206.5	206.9	208.0

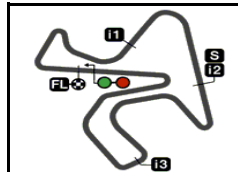
These data/results cannot be reproduced, stored and/or transmitted in whole or in part by any manner of electronic, mechanical, photocopying, recording, broadcasting or otherwise now known or herein after developed without the previous express consent by the copyright owner, except for reproduction in daily press and regular printed publications on sale to the public within 60 days of the event related to those data/results and always provided that copyright symbol appears together as follows below.

© DORNA, 2022

Official MotoGP Timing by TISSOT
www.motogp.com



Jerez de la Frontera, Saturday, April 30, 2022



4423 m.

GRAN PREMIO RED BULL DE ESPAÑA

Free Practice Nr. 3

Chronological Analysis of Performances

13

* Lap / Sector time cancelled

T1 Time from finish line to 1st intermediate

T3 Time from 2nd intermed. to 3rd intermed.

P Crossing the finish line in pit lane

T2 Time from 1st intermed. to 2nd intermed.

T4 Time from 3rd intermediate to finish line

Lap	Lap Time	T1	T2	T3	T4	Speed	Lap	Lap Time	T1	T2	T3	T4	Speed	
1st	10	Diogo MOREIRA MT Helmets - MSI BRA						5	1'48.195	26.444	16.497	31.764	33.490	213.4
		Runs=2	Total laps=16	Full laps=5			6	1'52.282 P	32.77*	16.972	32.416	30.115	201.4	
1	2'35.472 *	29.776	16.664	32.178	33.828*	213.0	7	1'50.485	28.651	16.670	31.570	33.594	206.8	
2	1'48.621	26.771	16.506	31.784	33.560	210.9	8	1'47.453	26.293	16.459	31.214	33.487	207.6	
3	1'48.196	26.680	16.529	31.541	33.446	210.5	9	1'47.622	26.333	16.467	31.264	33.558	207.6	
4	1'49.295 *	26.596	16.520	32.456	33.723*	210.1	10	1'52.206	26.271	16.590	35.215	34.130	206.5	
5	1'48.914 *	26.77*	16.700	31.831	33.613	208.8	11	1'43.905 P	26.455	16.695	31.531	29.224	206.1	
6	1'46.430 P	26.955	16.964	32.756	29.755	198.8	12	1'54.930	31.055	17.179	31.902	34.794	194.2	
7	1'57.624	28.232	16.529	33.808	39.055	210.5	13	1'45.915	26.000	16.185	30.877	32.853	212.5	
8	1'48.257 *	26.580	16.508	31.869	33.300*	209.3	14	1'46.748	25.907	16.225	31.247	33.369	214.2	
9	1'47.291 *	26.39*	16.387	31.332	33.173	212.1	15	1'48.921	26.037	16.240	31.575	35.069	212.1	
10	1'48.365 *	26.424	16.482	31.747	33.712*	210.9	16	1'48.363	26.643	16.770	31.539	33.411	212.5	
11	1'46.286 P	28.280	16.717*	32.651	28.638	208.4								
12	1'49.188	27.754	16.557	31.489	33.388	213.4	4th	7	Dennis FOGGIA Leopard Racing ITA					
13	1'45.736	25.953	16.092	30.952	32.739	215.5			Runs=2	Total laps=18	Full laps=11			
14	1'46.316 *	26.189	16.120	31.041	32.966*	215.1	1	2'31.975	29.370	16.820	32.345	33.955	208.0	
15	1'46.229	26.125	16.150	31.092	32.862	214.2	2	1'48.257	26.678	16.468	31.737	33.374	210.1	
16	1'47.986	26.620	16.540	31.502	33.324	210.1	3	1'48.037	26.592	16.366	31.714	33.365	210.5	
							4	1'47.619 *	26.44*	16.330	31.476	33.373	210.9	
2nd	28	Izan GUEVARA Gaviota GASGAS As SPA						5	1'43.960 P	26.381	16.326	32.389	28.864	210.1
		Runs=1	Total laps=18	Full laps=12			6	1'52.329	30.246	16.741	32.179	33.163	207.6	
1	3'19.277	30.012	16.932	32.650	33.764	208.0	7	1'46.909	26.450	16.264	31.271	32.924	212.1	
2	1'48.125	26.602	16.492	31.682	33.349	210.5	8	1'46.758	26.231	16.180	31.289	33.058	212.1	
3	1'47.023	26.358	16.260	31.215	33.190	212.1	9	1'46.567	26.198	16.170	31.270	32.929	212.5	
4	1'46.734	26.263	16.294	31.123	33.054	211.7	10	1'50.570	27.237	16.595	33.217	33.521	203.7	
5	1'46.763 *	26.15*	16.352	31.151	33.106	212.5	11	1'46.858	26.269	16.216	31.332	33.041	210.9	
6	1'46.790	26.294	16.286	31.232	32.978	213.0	12	1'45.297 P	28.093	16.817	32.438	27.949	204.9	
7	1'46.495	26.138	16.289	31.071	32.997	212.5	13	1'50.260	29.340	16.501	31.443	32.976	209.7	
8	1'46.537	26.102	16.257	31.190	32.988	212.5	14	1'46.355	26.147	16.201	31.039	32.968	212.1	
9	1'45.714 P	27.944	16.722	32.083	28.965	208.4	15	1'46.016	26.042	16.120	31.053	32.801	212.5	
10	1'50.128	29.280	16.536	31.415	32.897	210.9	16	1'45.983	26.049	16.068	31.055	32.811	213.0	
11	1'45.935 *	25.86*	16.167	30.966	32.937	213.4	17	1'46.748 *	26.08*	16.120	31.359	33.185*	214.7	
12	1'45.738	25.890	16.078	30.924	32.846	213.0	18	1'48.372	27.344	16.387	31.341	33.300	212.5	
13	1'49.817	26.011	16.160	34.489	33.157	212.5								
14	1'46.922	26.419	16.263	31.187	33.053	213.4	5th	53	Deniz ÖNCÜ Red Bull KTM Tech3 TUR					
15	1'46.536	26.126	16.207	31.249	32.954	214.2			Runs=3	Total laps=17	Full laps=6			
16	1'48.470	26.333	16.107	31.278	34.752	215.1	1	2'34.360 *	31.238	16.889	32.172	33.813*	203.0	
17	1'47.153 *	26.70*	16.031	31.277	33.139	217.7	2	1'48.054 *	26.43*	16.553	31.538	33.533	208.8	
18	1'50.645	29.703	16.305	31.502	33.135	213.8	3	1'47.762	26.363	16.426	31.578	33.395	209.7	
							4	1'47.145 *	26.220	16.507	31.316	33.102*	210.5	
3rd	38	David SALVADOR Sterilgarda Husqvarna SPA						5	1'41.336 P	26.227	16.356	31.388	27.365	208.8
		Runs=2	Total laps=16	Full laps=11			6	1'51.446 *	29.774	16.662	31.442	33.568*	208.0	
1	2'46.159	35.907	17.175	32.421	34.477	205.7	7	1'47.283	26.299	16.379	31.152	33.453	208.4	
2	1'48.367	26.496	16.516	31.777	33.578	213.0	8	1'46.812	26.164	16.374	31.094	33.180	208.4	
3	1'48.139	26.464	16.423	31.697	33.555	213.8	9	1'42.696 P	26.980	16.440	31.728	27.548	206.8	
4	1'48.152	26.532	16.503	31.681	33.436	209.3	10	1'52.033 *	30.555	16.513	31.763	33.202*	210.1	

Fastest Lap: Diogo MOREIRA MT Helmets - MSI BRA **1'45.736** 25.953 16.092 30.952 32.739

These data/results cannot be reproduced, stored and/or transmitted in whole or in part by any manner of electronic, mechanical, photocopying, recording, broadcasting or otherwise now known or herein after developed without the previous express consent by the copyright owner, except for reproduction in daily press and regular printed publications on sale to the public within 60 days of the event related to those data/results and always provided that copyright symbol appears together as follows below.
© DORNA, 2022

Free Practice Nr. 3

Moto3

Lap	Lap Time	T1	T2	T3	T4	Speed	Lap	Lap Time	T1	T2	T3	T4	Speed
11	1'46.800 *	26.19*	16.336	31.122	33.148	209.7	9	1'47.813	26.447	16.431	31.491	33.444	208.8
12	1'41.318 P	26.264	16.477	31.514	27.063	208.8	10	1'47.139 P	26.694	16.640	34.496	29.309	203.3
13	1'50.138	29.168	16.531	31.303	33.136	207.6	11	1'49.114 *	27.912	16.511	31.413	33.278*	211.7
14	1'46.024	25.860	16.262	30.887	33.015	208.8	12	1'46.185	25.986	16.058	31.193	32.948	216.0
15	1'46.313 *	26.01*	16.346	30.924	33.030	207.6	13	1'52.234	26.401	16.025	33.128	36.680	217.3
16	1'46.226	25.949	16.264	30.965	33.048	209.3	14	1'49.582	26.572	16.359	31.791	34.860	215.1
17	1'46.203	26.009	16.280	30.977	32.937	209.3		PIT	28.493	17.601	31.971	29.301	206.8

6th		16	Andrea MIGNO	Rivacold Snipers Tea	ITA		
		Runs=3	Total laps=16	Full laps=9			
1	1'58.888	29.967	17.091	32.704	34.051	206.5	
2	1'48.466	26.767	16.533	31.713	33.453	210.1	
3	1'47.517	26.406	16.416	31.479	33.216	210.1	
4	1'47.527	26.242	16.369	31.528	33.388	211.3	
5	1'47.157	26.232	16.439	31.386	33.100	210.9	
6	1'45.025 P	27.830	16.621	32.260	28.314	208.8	
7	1'50.699	28.791	16.583	31.884	33.441	210.1	
8	1'47.773	26.333	16.377	31.834	33.229	211.7	
9	1'42.144 P	26.479	16.458	31.475	27.732	210.9	
10	1'51.290	29.689	16.694	31.704	33.203	208.8	
11	1'46.465	26.196	16.290	31.047	32.932	210.5	
12	1'46.356	26.056	16.307	31.039	32.954	211.3	
13	1'44.144 P	27.283	16.709	31.990	28.162	207.2	
14	1'50.331	28.732	16.583	31.727	33.289	211.7	
15	1'46.099	26.045	16.219	30.973	32.862	212.5	
16	1'46.088	26.037	16.258	30.990	32.803	212.5	

7th		5	Jaume MASIA	Red Bull KTM Ajo	SPA		
		Runs=3	Total laps=16	Full laps=9			
1	2'45.354	32.678	17.075	32.866	34.266	206.5	
2	1'48.787	26.764	16.647	31.800	33.576	210.1	
3	1'48.335	26.528	16.605	31.605	33.597	210.1	
4	1'51.141	26.658	16.601	34.208	33.674	209.3	
5	1'48.045	26.511	16.490	31.598	33.446	213.4	
6	1'47.673	26.329	16.500	31.508	33.336	212.5	
7	1'43.807 P	26.767	16.742	32.220	28.078	210.5	
8	1'56.105	31.627	17.230	32.229	35.019	208.8	
9	1'46.455	26.060	16.178	31.205	33.012	215.5	
10	1'46.315	25.943	16.282	31.029	33.061	212.5	
11	1'43.853 P	27.431	16.875	32.570	26.977	205.3	
12	1'55.717	31.751	17.028	32.202	34.736	204.9	
13	1'46.145	26.028	16.263	30.909	32.945	214.2	
14	1'46.461	25.986	16.234	31.069	33.172	213.0	
15	1'51.225 *	26.076	16.351	34.935	33.863*	212.5	
	PIT	26.290	17.071	32.442	28.753	210.5	

8th		6	Ryusei YAMANAKA	MT Helmets - MSI	JPN		
		Runs=3	Total laps=15	Full laps=8			
1	2'58.948	28.992	17.047	32.174	33.485	207.2	
2	1'48.670	26.340	16.193	32.157	33.980	215.1	
3	1'49.099	26.764	16.554	32.002	33.779	215.1	
4	1'48.104	26.550	16.425	31.687	33.442	211.3	
5	1'48.128 *	26.51*	16.483	31.622	33.511	209.7	
6	1'43.619 P	26.507	16.426	31.586	29.100	209.7	
7	1'54.054	28.001	16.556	33.732	35.765	208.0	
8	1'48.168	26.369	16.641	31.592	33.566	208.8	

9th		11	Sergio GARCIA	Gaviota GASGAS As	SPA		
		Runs=2	Total laps=15	Full laps=10			
1	3'34.732	30.017	16.856	32.522	34.069	206.8	
2	1'48.548	26.796	16.485	31.763	33.504	208.8	
3	1'48.064	26.651	16.446	31.566	33.401	208.8	
4	1'48.023	26.522	16.469	31.655	33.377	209.3	
5	1'48.279	26.532	16.637	31.592	33.518	208.0	
6	1'42.414 P	26.399	16.409	31.631	27.975	208.8	
7	1'54.695 *	32.889	16.667	31.700	33.439*	208.4	
8	1'46.302	26.158	16.123	31.088	32.933	210.5	
9	1'46.234	26.060	16.153	31.070	32.951	210.5	
10	1'46.214	26.045	16.216	31.067	32.886	210.9	
11	1'46.660	26.169	16.243	31.178	33.070	209.3	
12	1'43.275 P	27.194	17.100	32.393	26.588	195.6	
13	1'52.768	31.207	16.508	31.596	33.457	208.0	
14	1'47.364	26.368	16.388	31.278	33.330	208.4	
15	1'46.935	26.318	16.317	31.158	33.142	209.7	

10th		99	Carlos TATAY	CFMOTO Racing Pru	SPA		
		Runs=2	Total laps=18	Full laps=11			
1	3'04.976 *	30.415	17.141	32.657	34.179*	205.7	
2	1'48.624	26.610	16.452	31.445	34.117	208.4	
3	1'47.461	26.373	16.388	31.466	33.234	208.4	
4	1'47.195 *	26.344	16.338	31.335	33.178*	210.5	
5	1'47.337	26.517	16.277	31.429	33.114	212.5	
6	1'50.338	26.377	16.265	32.355	35.341	212.1	
7	1'47.684	26.442	16.269	31.651	33.322	211.3	
8	1'47.658	26.312	16.527	31.464	33.355	208.4	
9	1'45.054 P	27.161	16.965	32.566	28.362	196.0	
10	1'51.685	30.058	16.515	31.575	33.537	208.0	
11	1'46.745 *	26.06*	16.325	31.066	33.285	209.7	
12	1'46.274	26.048	16.174	31.053	32.999	210.9	
13	1'46.575	26.109	16.212	31.088	33.166	210.9	
14	1'45.115 P	27.308	17.308	32.465	28.034	193.5	
15	1'50.162	29.028	16.465	31.420	33.249	207.6	
16	1'46.740	26.179	16.241	31.069	33.251	209.3	
17	1'46.257	26.025	16.212	31.060	32.960	209.7	
18	1'46.362	26.070	16.252	31.096	32.944	209.7	

11th		48	Ivan ORTOLÁ	Angeluss MTA Team	SPA		
		Runs=2	Total laps=18	Full laps=9			
1	2'57.167	30.770	17.397	33.387	38.945	205.7	
2	1'49.996	26.991	16.690	32.363	33.952	210.9	
3	1'49.250	26.672	16.668	31.895	34.015	213.0	
4	1'49.085 *	26.679	16.580	31.890	33.936*	210.1	
5	1'48.900 *	26.53*	16.408	32.037	33.917*	213.4	
6	1'50.764	26.791	16.616	32.203	35.154	210.1	
7	1'48.813 *	26.637	16.600	31.973	33.603*	209.3	

Fastest Lap: Dioqo MOREIRA MT Helmets - MSI BRA **1'45.736** 25.953 16.092 30.952 32.739

These data/results cannot be reproduced, stored and/or transmitted in whole or in part by any manner of electronic, mechanical, photocopying, recording, broadcasting or otherwise now known or herein after developed without the previous express consent by the copyright owner, except for reproduction in daily press and regular printed publications on sale to the public within 60 days of the event related to those data/results and always provided that copyright symbol appears together as follows below.
© DORNA, 2022



Free Practice Nr. 3

Moto3

Lap	Lap Time	T1	T2	T3	T4	Speed	Lap	Lap Time	T1	T2	T3	T4	Speed
8	1'48.895	26.544	16.508	32.101	33.742	211.3	7	1'47.326 *	26.333	16.381	31.394	33.218*	209.7
9	1'49.236 P	29.427	17.210	33.285	29.314	207.6	8	1'47.074	26.202	16.293	31.303	33.276	209.7
10	1'54.498	30.674	17.041	32.584	34.199	207.2	9	1'47.150	26.230	16.331	31.289	33.300	209.3
11	1'49.025	26.708	16.601	31.994	33.722	208.8	10	1'46.527 P	27.880	16.930	32.995	28.722	199.2
12	1'49.143	26.759	16.664	31.891	33.829	208.8	11	1'52.486	29.122	16.991	32.003	34.370	199.6
13	1'45.903 P	27.705	16.826	32.728	28.644	208.0	12	1'46.435	26.162	16.243	31.112	32.918	211.7
14	1'50.594 *	28.082	16.537	31.771	34.204*	210.9	13	1'54.739 *	26.08*	16.199	37.888	34.572	213.4
15	1'46.309	26.102	16.017	31.201	32.989	218.1	14	1'49.749 *	26.14*	16.169	31.607	35.832	214.7
16	1'47.553 *	26.176	16.215	31.772	33.390*	212.1	15	1'48.739	26.404	16.386	31.776	34.173	213.8
17	1'47.048	26.284	16.267	31.357	33.140	213.4							
18	1'48.688	26.758	16.764	31.865	33.301	212.1							

12th 71 Ayumu SASAKI		Sterilgarda Husqvarna JPN					
		Runs=3	Total laps=15			Full laps=8	
1	2'58.528	29.104	16.771	31.996	33.773	208.8	
2	1'48.403	26.527	16.348	31.910	33.618	213.8	
3	1'47.443	26.301	16.316	31.425	33.401	210.5	
4	1'50.999	26.294	16.390	31.322	36.993	210.1	
5	1'45.692 P	26.509	16.370	32.094	30.719	210.1	
6	1'50.453	28.654	16.627	31.542	33.630	208.8	
7	1'47.748	26.254	16.548	31.358	33.588	208.8	
8	1'47.337	26.336	16.342	31.292	33.367	209.7	
9	1'52.204	29.767	16.519	31.780	34.138	210.1	
10	1'43.870 P	26.231	16.355	31.783	29.501	210.5	
11	1'49.180	28.209	16.482	31.218	33.271	210.9	
12	1'46.337	25.996	16.229	31.026	33.086	214.2	
13	1'51.693 *	28.63*	16.383	31.746	34.934	212.1	
14	1'46.498	26.105	16.099	31.200	33.094	214.2	
	PIT	29.857	16.680	31.726	29.694	210.5	

13th 66 Joel KELSO		CIP Green Power AUS					
		Runs=2	Total laps=15			Full laps=9	
1	2'35.743	30.750	16.794	32.545	33.929	210.9	
2	1'49.874	26.972	16.973	32.020	33.909	206.8	
3	1'57.792	27.264	17.116	35.099	38.313	194.9	
4	1'48.315	26.724	16.221	31.965	33.405	217.3	
5	1'47.861	26.460	16.353	31.596	33.452	213.0	
6	1'46.910 P	26.662	16.734	32.526	30.988	196.0	
7	2'01.225	29.131	17.063	33.168	41.863	206.8	
8	1'49.178	26.800	16.533	32.102	33.743	209.3	
9	1'48.734	26.838	16.476	31.723	33.697	209.3	
10	1'49.043 *	26.723	16.600*	31.891*	33.829	208.0	
11	1'48.727 P	27.667	17.152	33.371	30.537	197.8	
12	1'49.750	28.408	16.405	31.493	33.444	211.3	
13	1'46.458	26.116	16.166	31.181	32.995	211.3	
14	1'46.346	26.146	16.171	31.123	32.906	211.3	
15	1'46.371	26.241	16.135	31.094	32.901	211.7	

14th 54 Riccardo ROSSI		SIC58 Squadra Corse ITA					
		Runs=2	Total laps=15			Full laps=7	
1	2'59.940 *	33.223	17.205	32.799	33.916*	208.4	
2	1'48.649	26.670	16.501	31.896	33.582	210.1	
3	1'50.233	26.476	16.254	32.054	35.449	215.1	
4	1'47.976	26.457	16.267	31.867	33.385	213.4	
5	1'42.116 P	26.399	16.325	31.686	27.706	210.1	
6	1'50.607	28.622	16.540	31.955	33.490	207.6	

15th 27 Kaito TOBA		CIP Green Power JPN					
		Runs=2	Total laps=14			Full laps=6	
1	2'58.918	30.744	16.816	32.222	33.705	208.4	
2	1'48.475	26.544	16.439	31.631	33.861	210.1	
3	1'47.375	26.505	16.373	31.435	33.062	208.8	
4	1'47.233 *	26.291	16.331	31.371	33.240*	209.7	
5	1'48.539 *	26.384	16.504	32.032	33.619*	208.0	
6	1'42.848 P	26.366	16.369	31.499	28.614	208.4	
7	1'59.456	31.490	19.850	34.499	33.617	160.2	
8	1'46.751 *	26.22*	16.267	31.209	33.051*	209.3	
9	1'46.554	26.175	16.218	31.114	33.047	210.1	
10	1'46.454 P	27.30*	17.116*	32.437	29.596	196.3	
11	2'03.386 *	37.537	19.295	33.064	33.490*	204.1	
12	1'48.913	26.464	16.349	31.357	34.743	209.7	
13	1'47.448	26.274	16.323	31.490	33.361	208.8	
14	1'47.027	26.374	16.279	31.266	33.108	209.7	

16th 19 Scott OGDEN		VisionTrack Racing T GBR					
		Runs=5	Total laps=16			Full laps=8	
1	2'47.743	31.005	16.989	32.724	34.421	206.8	
2	1'49.587	26.933	16.633	32.177	33.844	208.0	
3	1'49.380	26.693	16.684	32.122	33.881	208.4	
4	1'48.729	26.713	16.542	31.736	33.738	208.4	
5	1'48.359	26.894	16.505	31.598	33.362	210.1	
6	1'48.309	26.561	16.391	31.706	33.651	213.0	
7	1'48.335	26.496	16.520	31.713	33.606	208.4	
8	1'47.282 P	26.655	17.081	32.739	30.807	202.2	
9	1'51.372	29.671	16.541	31.694	33.466	209.7	
10	1'48.256 *	26.526	16.448	31.652	33.630*	210.1	
11	1'44.933 P	26.658	16.547	32.435	29.293	208.0	
12	1'48.775 P	31.629	16.913	31.824	28.409	204.1	
13	1'47.956 P	30.743	16.764	32.022	28.427	207.2	
14	1'49.494	29.071	16.242	31.104	33.077	211.3	
15	1'46.757	26.232	16.180	31.117	33.228	211.7	
16	1'46.733	26.075	16.326	31.163	33.169	211.7	

17th 43 Xavier ARTIGAS		CFMOTO Racing Pru SPA					
		Runs=2	Total laps=17			Full laps=11	
1	3'00.231	29.090	16.828	32.683	34.043	211.7	
2	1'48.583	26.645	16.475	31.955	33.508	213.4	
3	1'48.472	26.461	16.447	31.899	33.665	213.8	
4	1'50.277 *	27.251	16.602	32.413	34.011*	213.4	
5	1'48.168	26.482	16.457	31.766	33.463	211.3	
6	1'43.588 P	26.644	16.406	31.769	28.769	213.4	
7	1'53.869	31.357	16.811	32.022	33.679	207.2	
8	1'48.439	26.583	16.656	31.676	33.524	207.6	

Fastest Lap: Diogo MOREIRA MT Helmets - MSI BRA **1'45.736** 25.953 16.092 30.952 32.739

These data/results cannot be reproduced, stored and/or transmitted in whole or in part by any manner of electronic, mechanical, photocopying, recording, broadcasting or otherwise now known or herein after developed without the previous express consent by the copyright owner, except for reproduction in daily press and regular printed publications on sale to the public within 60 days of the event related to those data/results and always provided that copyright symbol appears together as follows below.
© DORNA, 2022



Free Practice Nr. 3

Moto3

Lap	Lap Time	T1	T2	T3	T4	Speed	Lap	Lap Time	T1	T2	T3	T4	Speed	
9	1'48.077	26.548	16.552	31.584	33.393	208.4	6	1'47.289	26.403	16.232	31.384	33.270	210.9	
10	1'47.855	26.454	16.512	31.569	33.320	209.7	7	1'50.271	26.510	16.393	33.777	33.591	210.1	
11	1'51.320	26.619	16.953	33.778	33.970	190.8	8	1'47.521	26.461	16.369	31.413	33.278	208.4	
12	1'42.670 P	26.507	16.463	31.559	28.141	211.7		PIT	26.500					
13	1'51.131	29.286	16.779	31.645	33.421	208.0								
14	1'47.619	26.407	16.482	31.405	33.325	210.5								
15	1'46.854	26.178	16.261	31.288	33.127	212.1								
16	1'46.879	26.125	16.301	31.285	33.168	211.3								
17	1'47.317	26.409	16.423	31.186	33.299	210.5								
18th 24	Tatsuki SUZUKI	Leopard Racing				JPN								
		Runs=4	Total laps=17	Full laps=7										
1	2'45.942	37.216	16.805	32.626	33.824	210.9	6	1'50.140 P	28.515	17.488	33.434	30.703	199.6	
2	1'48.444	26.631	16.514	31.726	33.573	210.9	7	1'57.340	28.422	16.685	34.584	37.649	208.8	
3	1'48.823	26.545	16.392	32.039	33.847	211.7	8	1'49.400	26.701	16.501	31.799	34.399	209.7	
4	1'49.064	26.491	16.377	31.699	34.497	212.1	9	1'51.160	28.531	16.432	31.713	34.484	209.3	
5	1'49.977	28.370	16.369	31.812	33.426	213.4	10	1'48.300 *	26.40*	16.502	31.743	33.646	209.3	
6	1'48.167 *	26.54*	16.461	31.694	33.464*	212.1	11	1'44.749 P	26.81*	16.443*	32.310	29.178	208.0	
7	1'48.446 P	27.628	17.646	32.043	31.129	208.8	12	1'51.121	28.379	16.544	32.346	33.852	208.4	
8	1'55.278	28.542	16.573	33.357	36.806	210.9	13	1'47.363	26.298	16.178	31.476	33.411	213.4	
9	1'52.467 *	26.733	17.258	34.689	33.787*	190.4	14	1'48.473 *	26.324	16.368	31.663	34.118*	207.6	
10	1'48.314	26.574	16.524	31.709	33.507	210.9	15	1'52.136 *	29.614	16.598	31.984	33.940*	208.4	
11	1'48.887	26.662	16.510	31.825	33.890	210.5								
12	1'49.889 P	29.178	16.903	32.812	30.996	206.5								
13	1'48.349 P	31.842	16.787	32.098	27.622	208.0	22nd 18	Matteo BERTELLE	QJMotor Avintia Racin				ITA	
14	1'55.288	31.666	17.179	32.312	34.131	206.1			Runs=3	Total laps=14	Full laps=7			
15	1'46.483 *	26.176	16.099	31.155	33.053*	217.3	1	2'47.879	32.422	17.413	33.079	35.295	205.3	
16	1'46.886	26.198	16.304	31.312	33.072	214.7	2	1'52.179	27.483	17.360	32.871	34.465	203.3	
	PIT	26.169	16.169	31.338	35.805	213.0	3	1'51.106	27.498	16.974	32.542	34.092	204.5	
19th 96	Daniel HOLGADO	Red Bull KTM Ajo				SPA	4	1'54.044 P	27.928	18.185	38.941	28.990	166.6	
		Runs=2	Total laps=16	Full laps=8			5	1'51.653	29.073	16.857	32.047	33.676	206.5	
1	2'37.283	30.526	16.895	32.357	33.852	206.5	6	1'48.125	26.746	16.563	31.555	33.261	207.2	
2	1'48.861	26.699	16.463	32.012	33.687	214.2	7	1'47.389	26.471	16.436	31.395	33.087	208.0	
3	1'57.041	27.949	16.598	33.728	38.766	210.1	8	1'47.922	26.414	16.524	31.583	33.401	206.8	
4	1'48.394	26.823	16.305	31.830	33.436	217.3	9	1'48.307 P	29.760	16.986	32.888	28.673	204.1	
5	1'48.304 *	26.558	16.425	31.931	33.390*	216.0	10	1'57.397	30.070	18.885	33.962	34.480	172.8	
6	1'49.538 P	30.081	16.763	32.845	29.849	209.3	11	1'43.958 P	26.892	16.647	31.917	28.502	206.5	
7	1'53.840	30.566	16.880	32.114	34.280	209.3	12	1'53.336	31.143	16.677	31.870	33.646	205.7	
8	1'48.039	26.477	16.477	31.800	33.285	211.3	13	1'48.038	26.510	16.511	31.594	33.423	206.5	
9	1'47.018	26.132	16.219	31.361	33.306	213.0	14	1'48.370	26.589	16.647	31.601	33.533	206.1	
10	1'49.487	27.760	16.455	31.808	33.464	211.7								
11	1'44.983 P	26.338	16.307	33.003	29.335	212.1	23rd 64	Mario AJI	Honda Team Asia				INA	
12	1'54.157	31.841	16.763	31.836	33.717	210.5			Runs=1	Total laps=13	Full laps=6			
13	1'47.707	26.315	16.377	31.626	33.389	211.7	1	2'57.489	30.066	17.480	33.714	38.640	196.3	
14	1'46.599 *	26.04 *	16.079	31.441	33.038	218.1	2	1'50.441	26.911	16.648	32.366	34.516	207.6	
15	1'51.083	26.283	16.156	34.932	33.712	216.8	3	1'49.185	26.766	16.523	32.012	33.884	208.8	
16	1'47.563 *	26.280	16.357	31.562	33.364*	213.0	4	1'50.543	26.862	16.648	32.611	34.422	209.7	
20th 82	Stefano NEPA	Angeluss MTA Team				ITA	5	1'49.553	26.575	16.467	32.038	34.473	208.4	
		Runs=2	Total laps=9	Full laps=5			6	1'49.149	26.664	16.679	31.942	33.864	204.5	
1	3'19.870	35.865	18.076	33.831	34.379	200.3	7	1'48.860 *	26.663	16.630	31.879	33.688*	206.1	
2	1'49.717	27.044	16.709	32.124	33.840	207.6	8	1'45.865 P	26.732	16.601	32.180	30.352	205.7	
3	1'49.011	26.702	16.709	31.901	33.699	207.6	9	1'53.146	30.142	17.387	31.825	33.792	201.8	
4	1'46.424 P	26.698	16.705	33.425	29.596	206.8	10	1'48.433 *	26.25*	16.499	32.091	33.587	205.3	
5	1'54.577	31.768	16.620	31.758	34.431	207.2	11	1'49.038 *	27.514	16.553	31.488	33.483*	205.7	
							12	1'47.432	26.311	16.366	31.340	33.415	208.4	
							13	1'47.481 *	26.258	16.345	31.513	33.365*	207.6	

Fastest Lap: Dioqo MOREIRA MT Helmets - MSI BRA **1'45.736** 25.953 16.092 30.952 32.739

These data/results cannot be reproduced, stored and/or transmitted in whole or in part by any manner of electronic, mechanical, photocopying, recording, broadcasting or otherwise now known or herein after developed without the previous express consent by the copyright owner, except for reproduction in daily press and regular printed publications on sale to the public within 60 days of the event related to those data/results and always provided that copyright symbol appears together as follows below.
© DORNA, 2022

Official MotoGP Timing by TISSOT
www.motogp.com

Jerez de la Frontera, Saturday, April 30, 2022 Page 4 of 5



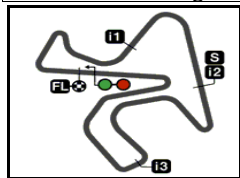
Free Practice Nr. 3

Moto3

Lap	Lap Time	T1	T2	T3	T4	Speed	Lap	Lap Time	T1	T2	T3	T4	Speed	
24th	23	Elia BARTOLINI QJMotor Avintia Racin ITA						27th	72	Taiyo FURUSATO Honda Team Asia JPN				
		Runs=3	Total laps=18	Full laps=6					Runs=1	Total laps=17	Full laps=10			
1	2'54.371	29.620	17.419	33.416	35.951	206.1	1	2'56.515	30.635	17.397	32.994	35.551	206.8	
2	1'53.145	28.086	17.450	33.037	34.572	203.7	2	1'50.416	27.129	16.931	32.200	34.156	208.4	
3	1'49.577	26.784	16.594	32.225	33.974	212.5	3	1'49.641	26.739	16.777	31.837	34.288	213.0	
4	1'49.796 *	26.727	16.662	31.892	34.515*	210.9	4	1'51.958 *	27.65*	16.659	32.872	34.771	212.1	
5	1'48.576	26.610	16.376	31.737	33.853	210.9	5	1'48.821 *	26.689	16.607	31.737	33.788*	211.3	
6	1'49.051	26.718	16.347	31.828	34.158	212.1	6	1'48.699 *	26.69*	16.497	31.791	33.718*	212.5	
7	1'49.706	26.846	17.034	32.238	33.588	205.7	7	1'48.871	26.792	16.537	31.810	33.732	211.3	
8	1'43.562 P	26.499	16.343	32.256	28.464	211.7	8	1'48.689	26.696	16.504	31.756	33.733	210.9	
9	1'58.705	32.505	17.456	33.889	34.855	202.2	9	1'47.792 P	27.764	17.299	32.761	29.968	200.7	
10	1'50.271 *	27.12*	17.031	32.160	33.954*	206.8	10	1'56.547	31.552	17.159	33.867	33.969	202.2	
11	1'49.349 *	26.60*	16.708	32.017	34.020	208.8	11	1'52.441	27.434	17.835	32.882	34.290	190.1	
12	1'49.237 *	26.62*	16.636	32.117	33.856*	208.4	12	1'48.338 *	26.55*	16.609	31.574	33.605	208.4	
13	1'44.213 P	26.885	16.870	32.754	27.704	207.6	13	1'48.005	26.415	16.513	31.430	33.647	209.3	
14	1'48.316 P	29.685	17.294	32.943	28.394	204.1	14	1'48.112	26.412	16.576	31.519	33.605	208.8	
15	1'49.839 *	28.473	16.301	31.826	33.239*	214.2	15	1'55.317	27.719	17.548	32.742	37.308	201.8	
16	1'47.525	26.178	16.412	31.522	33.413	211.3	16	1'47.985	26.497	16.481	31.461	33.546	210.5	
17	1'48.238 *	26.35*	16.457	31.829	33.601*	210.5	17	1'51.733	26.859	16.713	33.158	35.003	208.8	
18	1'48.183 *	26.367	16.471	31.544	33.801*	210.9								
25th	31	Adrian FERNANDEZ Red Bull KTM Tech3 SPA						28th	22	Ana CARRASCO BOE SKX SPA				
		Runs=2	Total laps=16	Full laps=6					Runs=2	Total laps=16	Full laps=10			
1	2'34.752	29.783	17.702	33.310	34.348	202.2	1	2'35.160	32.223	17.597	33.452	35.283	207.6	
2	1'51.030 *	27.22*	16.823	32.182	34.800	205.7	2	1'52.004	27.458	17.068	33.113	34.365	207.6	
3	1'54.663	27.162	16.757	35.157	35.587	206.5	3	1'50.881	27.261	16.747	32.609	34.264	212.5	
4	1'49.633	26.990	16.750	32.017	33.876	207.6	4	1'50.066	26.996	16.811	32.154	34.105	208.8	
5	1'49.677 *	26.81*	16.794	32.554	33.513	208.8	5	1'49.839	26.993	16.769	32.297	33.780	207.2	
6	1'48.846	26.704	16.447	31.966	33.729	210.1	6	1'49.800 P	29.717	17.128	33.505	29.450	210.9	
7	1'45.102 P	27.307	16.860	32.491	28.444	206.8	7	2'00.701	34.264	17.042	32.901	36.494	208.0	
8	1'53.481 *	31.023	16.762	32.074	33.622*	210.5	8	1'50.018	27.120	16.718	32.168	34.012	208.8	
9	1'48.998 *	26.576	16.656	31.830	33.936*	207.6	9	1'49.219	26.753	16.608	31.956	33.902	209.3	
10	1'49.129 *	26.90*	16.453	31.904	33.866	212.5	10	1'57.454 *	26.930	17.399*	32.389*	40.736	202.2	
11	1'45.315 P	26.87*	16.796	32.954	28.694	207.2	11	1'51.053	26.929	16.899	32.964	34.261	208.0	
12	1'54.287	30.721	16.971	32.116	34.479	203.0	12	1'45.895 P	27.283	16.823	32.649	29.140	208.0	
13	1'47.593	26.393	16.237	31.597	33.366	213.4	13	1'55.601	31.298	17.252	32.792	34.259	203.3	
14	1'53.320	26.476	16.277	34.090	36.477	213.4	14	1'48.973	26.856	16.476	31.829	33.812	213.0	
15	1'49.698 *	26.933	16.263	31.580	34.922*	216.4	15	1'50.751	26.678	16.561	31.974	35.538	211.7	
16	1'49.784	27.617	16.581	31.799	33.787	210.1	16	1'50.017	26.743	16.493	32.003	34.778	212.1	
26th	87	Gerard RIU MALE BOE SKX SPA												
		Runs=3	Total laps=14	Full laps=6										
1	2'36.518	31.665	17.354	33.174	34.177	203.0								
2	1'49.520	26.947	16.565	32.234	33.774	212.5								
3	1'53.548	27.047	17.221	34.476	34.804	194.5								
4	1'49.037	26.839	16.641	31.914	33.643	207.6								
5	1'43.465 P	26.605	16.649	31.967	28.244	206.5								
6	1'53.659	29.270	16.641	31.797	35.951	209.7								
7	1'47.855	26.470	16.361	31.581	33.443	208.8								
8	1'47.755	26.482	16.422	31.408	33.443	210.5								
9	1'49.198 *	26.44*	16.968	31.854	33.928	200.0								
10	1'42.964 P	27.290	16.555*	31.609	27.510	209.3								
11	1'53.789 P	33.277	17.099	32.677	30.736	204.9								
12	2'03.887	34.036	18.683	34.313	36.855	178.8								
13	1'47.686 *	26.67*	16.270	31.359	33.382*	213.4								
14	1'50.003	28.231	16.530	31.536	33.706	210.1								

Fastest Lap: Diogo MOREIRA MT Helmets - MSI BRA **1'45.736** 25.953 16.092 30.952 32.739

These data/results cannot be reproduced, stored and/or transmitted in whole or in part by any manner of electronic, mechanical, photocopying, recording, broadcasting or otherwise now known or herein after developed without the previous express consent by the copyright owner, except for reproduction in daily press and regular printed publications on sale to the public within 60 days of the event related to those data/results and always provided that copyright symbol appears together as follows below.
© DORNA, 2022



4423 m.

GRAN PREMIO RED BULL DE ESPAÑA

Free Practice Nr. 3

Best Partial Times

Moto3™

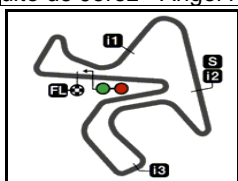
IT Ideal Lap Time, sum of the best partial times

BT Best Lap Time

T1			T2			T3			T4				
Pos	Rider	Time	Rider	Time	Rider	Time	Rider	Time	Pos	Rider	IT	BT	
1	D.ÖNCÜ	25.860	I.ORTOLÁ	16.017	D.SALVADOR	30.877	D.MOREIRA	32.739	1	I.GUEVARA	1'45.691	1'45.738 (2)	
2	GUEVARA	25.890	R.YAMANAKA	16.025	D.ÖNCÜ	30.887	D.FOGGIA	32.801	2	D.MOREIRA	1'45.736	1'45.736 (1)	
3	D.SALVADOR	25.907	I.GUEVARA	16.031	J.MASIA	30.909	A.MIGNO	32.803	3	D.SALVADOR	1'45.822	1'45.915 (3)	
4	J.MASIA	25.943	D.FOGGIA	16.068	I.GUEVARA	30.924	I.GUEVARA	32.846	4	D.ÖNCÜ	1'45.946	1'46.024 (5)	
5	D.MOREIRA	25.953	D.HOLGADO	16.079	D.MOREIRA	30.952	D.SALVADOR	32.853	5	D.FOGGIA	1'45.950	1'45.983 (4)	
6	R.YAMANAKA	25.986	D.MOREIRA	16.092	A.MIGNO	30.973	S.GARCIA	32.886	6	J.MASIA	1'45.975	1'46.145 (7)	
7	A.SASAKI	25.996	T.SUZUKI	16.099	A.SASAKI	31.026	J.KELSO	32.901	7	A.MIGNO	1'46.032	1'46.088 (6)	
8	C.TATAY	26.025	A.SASAKI	16.099	D.FOGGIA	31.039	R.ROSSI	32.918	8	S.GARCIA	1'46.121	1'46.214 (9)	
9	A.MIGNO	26.037	S.GARCIA	16.123	C.TATAY	31.053	D.ÖNCÜ	32.937	9	R.YAMANAKA	1'46.152	1'46.185 (8)	
10	D.FOGGIA	26.042	J.KELSO	16.135	S.GARCIA	31.067	C.TATAY	32.944	10	C.TATAY	1'46.196	1'46.257 (10)	
11	S.GARCIA	26.045	R.ROSSI	16.169	J.KELSO	31.094	J.MASIA	32.945	11	A.SASAKI	1'46.207	1'46.337 (12)	
12	S.OGDEN	26.075	C.TATAY	16.174	S.OGDEN	31.104	R.YAMANAKA	32.948	12	J.KELSO	1'46.246	1'46.346 (13)	
13	I.ORTOLÁ	26.102	J.MASIA	16.178	R.ROSSI	31.112	I.ORTOLÁ	32.989	13	I.ORTOLÁ	1'46.309	1'46.309 (11)	
14	J.KELSO	26.116	S.AZMAN	16.178	K.TOBA	31.114	D.HOLGADO	33.038	14	R.ROSSI	1'46.361	1'46.435 (14)	
15	X.ARTIGAS	26.125	S.OGDEN	16.180	T.SUZUKI	31.155	K.TOBA	33.047	15	S.OGDEN	1'46.436	1'46.733 (16)	
16	D.HOLGADO	26.132	D.SALVADOR	16.185	X.ARTIGAS	31.186	T.SUZUKI	33.072	16	T.SUZUKI	1'46.495	1'46.886 (18)	
17	R.ROSSI	26.162	K.TOBA	16.218	R.YAMANAKA	31.193	S.OGDEN	33.077	17	K.TOBA	1'46.554	1'46.554 (15)	
18	T.SUZUKI	26.169	A.MIGNO	16.219	I.ORTOLÁ	31.201	A.SASAKI	33.086	18	D.HOLGADO	1'46.610	1'47.018 (19)	
19	K.TOBA	26.175	S.NEPA	16.232	M.AJI	31.340	M.BERTELLE	33.087	19	X.ARTIGAS	1'46.699	1'46.854 (17)	
20	E.BARTOLINI	26.178	A.FERNANDEZ	16.237	G.RIU MALE	31.359	X.ARTIGAS	33.127	20	S.NEPA	1'47.289	1'47.289 (20)	
21	M.AJI	26.258	X.ARTIGAS	16.261	D.HOLGADO	31.361	S.NEPA	33.270	21	M.BERTELLE	1'47.332	1'47.389 (22)	
22	S.AZMAN	26.298	D.ÖNCÜ	16.262	S.NEPA	31.384	A.FERNANDEZ	33.366	22	M.AJI	1'47.358	1'47.432 (23)	
23	A.FERNANDEZ	26.393	G.RIU MALE	16.270	M.BERTELLE	31.395	S.AZMAN	33.411	23	S.AZMAN	1'47.363	1'47.363 (21)	
24	S.NEPA	26.403	E.BARTOLINI	16.301	T.FURUSATO	31.430	E.BARTOLINI	33.413	24	E.BARTOLINI	1'47.414	1'47.525 (24)	

These data/results cannot be reproduced, stored and/or transmitted in whole or in part by any manner of electronic, mechanical, photocopying, recording, broadcasting or otherwise now known or herein after developed without the previous express consent by the copyright owner, except for reproduction in daily press and regular printed publications on sale to the public within 60 days of the event related to those data/results and always provided that copyright symbol appears together as follows below.
© DORNA, 2022





4423 m.

GRAN PREMIO RED BULL DE ESPAÑA

Free Practice Nr. 3

Best Partial Times

IT Ideal Lap Time, sum of the best partial times

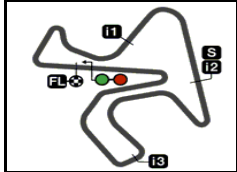
BT Best Lap Time

T1		T2		T3		T4				<i>IT</i>	<i>BT</i>	
<i>Pos</i>	<i>Rider</i>	<i>Time</i>	<i>Rider</i>	<i>Time</i>	<i>Rider</i>	<i>Time</i>	<i>Rider</i>	<i>Time</i>	<i>Pos</i>	<i>Rider</i>		
25	T.FURUSATO	26.412	M.AJI	16.345	S.AZMAN	31.476	M.AJI	33.415	25	G.RIU MALE	1'47.542	1'47.755 (26)
26	M.BERTELLE	26.414	M.BERTELLE	16.436	E.BARTOLINI	31.522	G.RIU MALE	33.443	26	A.FERNANDEZ	1'47.576	1'47.593 (25)
27	G.RIU MALE	26.470	A.CARRASCO	16.476	A.FERNANDEZ	31.580	T.FURUSATO	33.546	27	T.FURUSATO	1'47.869	1'47.985 (27)
28	A.CARRASCO	26.678	T.FURUSATO	16.481	A.CARRASCO	31.829	A.CARRASCO	33.780	28	A.CARRASCO	1'48.763	1'48.973 (28)

These data/results cannot be reproduced, stored and/or transmitted in whole or in part by any manner of electronic, mechanical, photocopying, recording, broadcasting or otherwise now known or herein after developed without the previous express consent by the copyright owner, except for reproduction in daily press and regular printed publications on sale to the public within 60 days of the event related to those data/results and always provided that copyright symbol appears together as follows below.
© DORNA, 2022

Official MotoGP Timing by **TISSOT**
www.motogp.com






4423 m.

GRAN PREMIO RED BULL DE ESPAÑA

Free Practice Nr. 3

Fastest Laps Sequence

<i>Practice Time</i>	 <i>Rider</i>	<i>Nation</i>	<i>Motorcycle</i>	<i>Time</i>	<i>Km/h</i>	<i>Rider's Lap</i>
3'47.354	16 Andrea MIGNO	ITA	HONDA	1'48.466	146.7	2
4'20.232	7 Dennis FOGGIA	ITA	HONDA	1'48.257	147.0	2
5'07.402	28 Izan GUEVARA	SPA	GASGAS	1'48.125	147.2	2
5'34.871	16 Andrea MIGNO	ITA	HONDA	1'47.517	148.0	3
6'34.374	71 Ayumu SASAKI	JPN	HUSQVARNA	1'47.443	148.1	3
6'34.768	27 Kaito TOBA	JPN	KTM	1'47.375	148.2	3
6'54.425	28 Izan GUEVARA	SPA	GASGAS	1'47.023	148.7	3
8'41.159	28 Izan GUEVARA	SPA	GASGAS	1'46.734	149.1	4
14'01.207	28 Izan GUEVARA	SPA	GASGAS	1'46.495	149.5	7
23'02.021	5 Jaume MASIA	SPA	KTM	1'46.455	149.5	9
23'44.524	11 Sergio GARCIA	SPA	GASGAS	1'46.302	149.7	8
25'30.758	11 Sergio GARCIA	SPA	GASGAS	1'46.234	149.8	9
27'16.972	11 Sergio GARCIA	SPA	GASGAS	1'46.214	149.9	10
30'52.417	28 Izan GUEVARA	SPA	GASGAS	1'45.738	150.5	12
36'12.209	10 Diogo MOREIRA	BRA	KTM	1'45.736	150.5	13

These data/results cannot be reproduced, stored and/or transmitted in whole or in part by any manner of electronic, mechanical, photocopying, recording, broadcasting or otherwise now known or herein after developed without the previous express consent by the copyright owner, except for reproduction in daily press and regular printed publications on sale to the public within 60 days of the event related to those data/results and always provided that copyright symbol appears together as follows below.

© DORNA, 2022

Official MotoGP Timing by TISSOT
www.motogp.com

Jerez de la Frontera, Saturday, April 30, 2022

