

4423 m.

GRAN PREMIO RED BULL DE ESPAÑA

Free Practice Nr. 3

Classification

10

		Rider	Nation	Team	Motorcycle	Time	Lap	Total	Gap	Top Speed	
1	63	Francesco BAGNAIA	ITA	Ducati Lenovo Team	DUCATI	1'36.782	12	16		298.3	
2	20	Fabio QUARTARARO	FRA	Monster Energy Yamaha MotoGP	YAMAHA	1'36.849	16	21	0.067	0.067	294.2
3	30	Takaaki NAKAGAMI	JPN	LCR Honda IDEMITSU	HONDA	1'36.899	14	19	0.117	0.050	293.4
4	93	Marc MARQUEZ	SPA	Repsol Honda Team	HONDA	1'36.925	18	20	0.143	0.026	294.2
5	12	Maverick VIÑALES	SPA	Aprilia Racing	APRILIA	1'36.975	14	16	0.193	0.050	295.0
6	23	Enea BASTIANINI	ITA	Gresini Racing MotoGP	DUCATI	1'36.976	17	18	0.194	0.001	298.3
7	41	Aleix ESPARGARO	SPA	Aprilia Racing	APRILIA	1'37.059	13	16	0.277	0.083	292.6
8	36	Joan MIR	SPA	Team SUZUKI ECSTAR	SUZUKI	1'37.060	19	21	0.278	0.001	293.4
9	89	Jorge MARTIN	SPA	Pramac Racing	DUCATI	1'37.074	20	20	0.292	0.014	295.8
10	43	Jack MILLER	AUS	Ducati Lenovo Team	DUCATI	1'37.124	19	21	0.342	0.050	297.5
11	72	Marco BEZZECCHI	ITA	Mooney VR46 Racing Team	DUCATI	1'37.201	18	20	0.419	0.077	298.3
12	5	Johann ZARCO	FRA	Pramac Racing	DUCATI	1'37.230	19	20	0.448	0.029	297.5
13	42	Alex RINS	SPA	Team SUZUKI ECSTAR	SUZUKI	1'37.293	21	21	0.511	0.063	294.2
14	33	Brad BINDER	RSA	Red Bull KTM Factory Racing	KTM	1'37.314	16	18	0.532	0.021	294.2
15	21	Franco MORBIDELLI	ITA	Monster Energy Yamaha MotoGP	YAMAHA	1'37.315	16	18	0.533	0.001	291.8
16	88	Miguel OLIVEIRA	POR	Red Bull KTM Factory Racing	KTM	1'37.494	19	19	0.712	0.179	293.4
17	44	Po ESPARGARO	SPA	Repsol Honda Team	HONDA	1'37.630	6	18	0.848	0.136	297.5
18	10	Luca MARINI	ITA	Mooney VR46 Racing Team	DUCATI	1'37.642	19	20	0.860	0.012	293.4
19	4	Andrea DOVIZIOSO	ITA	WithU Yamaha RNF MotoGP Tea	YAMAHA	1'37.731	15	20	0.949	0.089	290.3
20	49	Fabio DI GIANNANTONIO	ITA	Gresini Racing MotoGP	DUCATI	1'37.880	16	20	1.098	0.149	296.7
21	6	Stefan BRADL	GER	Team HRC	HONDA	1'38.013	14	16	1.231	0.133	295.8
22	87	Remy GARDNER	AUS	Tech3 KTM Factory Racing	KTM	1'38.095	18	18	1.313	0.082	291.8
23	32	Lorenzo SAVADORI	ITA	Aprilia Racing	APRILIA	1'38.207	15	17	1.425	0.112	292.6
24	73	Alex MARQUEZ	SPA	LCR Honda CASTROL	HONDA	1'38.237	7	14	1.455	0.030	294.2
25	40	Darryn BINDER	RSA	WithU Yamaha RNF MotoGP Tea	YAMAHA	1'38.238	18	19	1.456	0.001	289.5

Practice condition: **Dry**

Air: 20°

Humidity: 62%

Ground: 24°

Fastest Lap:	Lap: 12	Francesco BAGNAIA	1'36.782	164.5 Km/h
Best Race Lap:	2021	Fabio QUARTARARO	1'37.770	162.8 Km/h
All Time Lap Record:	2020	Maverick VIÑALES	1'36.584	164.8 Km/h

The results are provisional until the end of the limit for protest and appeals.

Time limit for protest expires 30' after publication of the results - Time:

These data/results cannot be reproduced, stored and/or transmitted in whole or in part by any manner of electronic, mechanical, photocopying, recording, broadcasting or otherwise now known or herein after developed without the previous express consent by the copyright owner, except for reproduction in daily press and regular printed publications on sale to the public within 60 days of the event related to those data/results and always provided that copyright symbol appears together as follows below.

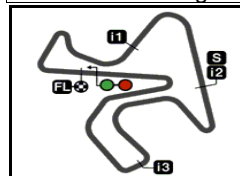
© DORNA, 2022

Official MotoGP Timing by TISSOT

www.motogp.com

Jerez de la Frontera, Saturday, April 30, 2022






4423 m.

GRAN PREMIO RED BULL DE ESPAÑA

Free Practice Nr. 3

Combined Free Practice Times

11

	Rider	Nation	Team	MOTORCYCLE	FP1	FP2	FP3	Gap
1	63 F.BAGNAIA	ITA	Ducati Lenovo Team	DUCATI	1'38.898 17	1'37.283 16	1'36.782 12	
2	20 F.QUARTARARO	FRA	Monster Energy Yamaha MotoGP	YAMAHA	1'38.439 14	1'37.071 18	1'36.849 16	0.067 0.067
3	30 T.NAKAGAMI	JPN	LCR Honda IDEMITSU	HONDA	1'38.458 14	1'37.581 18	1'36.899 14	0.117 0.050
4	93 M.MARQUEZ	SPA	Repsol Honda Team	HONDA	1'38.806 12	1'38.200 14	1'36.925 18	0.143 0.026
5	12 M.VIÑALES	SPA	Aprilia Racing	APRILIA	1'38.627 17	1'37.759 18	1'36.975 14	0.193 0.050
6	23 E.BASTIANINI	ITA	Gresini Racing MotoGP	DUCATI	1'38.866 18	1'37.272 19	1'36.976 17	0.194 0.001
7	41 A.ESPARGARO	SPA	Aprilia Racing	APRILIA	1'38.426 18	1'37.848 15	1'37.059 13	0.277 0.083
8	36 J.MIR	SPA	Team SUZUKI ECSTAR	SUZUKI	1'38.194 17	1'37.842 19	1'37.060 19	0.278 0.001
9	89 J.MARTIN	SPA	Pramac Racing	DUCATI	1'38.907 11	1'37.368 17	1'37.074 20	0.292 0.014
10	43 J.MILLER	AUS	Ducati Lenovo Team	DUCATI	1'38.754 20	1'37.762 17	1'37.124 19	0.342 0.050
11	72 M.BEZZECCHI	ITA	Mooney VR46 Racing Team	DUCATI	1'39.122 22	1'38.196 18	1'37.201 18	0.419 0.077
12	5 J.ZARCO	FRA	Pramac Racing	DUCATI	1'39.033 20	1'37.830 17	1'37.230 19	0.448 0.029
13	42 A.RINS	SPA	Team SUZUKI ECSTAR	SUZUKI	1'38.219 21	1'37.726 20	1'37.293 21	0.511 0.063
14	33 B.BINDER	RSA	Red Bull KTM Factory Racing	KTM	1'38.502 19	1'37.585 18	1'37.314 16	0.532 0.021
15	21 F.MORBIDELLI	ITA	Monster Energy Yamaha MotoGP	YAMAHA	1'38.979 14	1'37.952 17	1'37.315 16	0.533 0.001
16	88 M.OLIVEIRA	POR	Red Bull KTM Factory Racing	KTM	1'38.991 20	1'38.012 17	1'37.494 19	0.712 0.179
17	44 P.ESPARGARO	SPA	Repsol Honda Team	HONDA	1'38.521 12	1'37.590 20	1'37.630 6	0.808 0.096
18	10 L.MARINI	ITA	Mooney VR46 Racing Team	DUCATI	1'39.749 17	1'38.102 14	1'37.642 19	0.860 0.052
19	4 A.DOVIZIOSO	ITA	WithU Yamaha RNF MotoGP Team	YAMAHA	1'39.182 16	1'38.285 20	1'37.731 15	0.949 0.089
20	49 F.DI GIANNANTO	ITA	Gresini Racing MotoGP	DUCATI	1'40.065 13	1'38.313 15	1'37.880 16	1.098 0.149
21	6 S.BRADL	GER	Team HRC	HONDA	1'39.322 18	1'38.322 17	1'38.013 14	1.231 0.133
22	73 A.MARQUEZ	SPA	LCR Honda CASTROL	HONDA	1'38.368 20	1'38.027 19	1'38.237 7	1.245 0.014
23	87 R.GARDNER	AUS	Tech3 KTM Factory Racing	KTM	1'39.700 18	1'38.353 18	1'38.095 18	1.313 0.068
24	32 L.SAVADORI	ITA	Aprilia Racing	APRILIA	1'40.035 14	1'38.960 17	1'38.207 15	1.425 0.112
25	40 D.BINDER	RSA	WithU Yamaha RNF MotoGP Team	YAMAHA	1'41.352 14	1'38.888 18	1'38.238 18	1.456 0.031

Pole Position Record:	2020	Fabio QUARTARARO	1'36.705	164.6 Km/h
Best Race Lap:	2021	Fabio QUARTARARO	1'37.770	162.8 Km/h
All Time Lap Record:	2020	Maverick VIÑALES	1'36.584	164.8 Km/h

The results are provisional until the end of the limit for protest and appeals.

Time limit for protest expires 60' after publication of the results - Time:

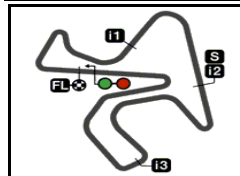
These data/results cannot be reproduced, stored and/or transmitted in whole or in part by any manner of electronic, mechanical, photocopying, recording, broadcasting or otherwise now known or herein after developed without the previous express consent by the copyright owner, except for reproduction in daily press and regular printed publications on sale to the public within 60 days of the event related to those data/results and always provided that copyright symbol appears together as follows below.

© DORNA, 2022

Official MotoGP Timing by TISSOT
www.motogp.com

Jerez de la Frontera, Saturday, April 30, 2022





4423 m.

GRAN PREMIO RED BULL DE ESPAÑA

Free Practice Nr. 3

Top Speed & Average

12



Rider	Nation	Motorcycle	Top 5 speeds					Average	Top
23 Enea BASTIANINI	ITA	DUCATI	298.3	298.3	298.3	298.3	297.5	298.0	298.3
63 Francesco BAGNAIA	ITA	DUCATI	298.3	296.7	295.8	295.8	294.2	295.4	298.3
72 Marco BEZZECCHI	ITA	DUCATI	298.3	297.5	296.7	296.7	295.0	296.5	298.3
5 Johann ZARCO	FRA	DUCATI	297.5	296.7	295.8	295.8	293.4	294.9	297.5
43 Jack MILLER	AUS	DUCATI	297.5	296.7	295.8	295.0	295.0	295.8	297.5
44 Pol ESPARGARO	SPA	HONDA	297.5	295.0	295.0	294.2	294.2	295.0	297.5
49 Fabio DI GIANNANTONIO	ITA	DUCATI	296.7	295.0	294.2	293.4	292.6	294.4	296.7
6 Stefan BRADL	GER	HONDA	295.8	295.0	294.2	293.4	293.4	294.2	295.8
89 Jorge MARTIN	SPA	DUCATI	295.8	294.2	292.6	292.6	292.6	293.3	295.8
12 Maverick VIÑALES	SPA	APRILIA	295.0	295.0	295.0	294.2	293.4	294.3	295.0
20 Fabio QUARTARARO	FRA	YAMAHA	294.2	293.4	293.4	292.6	291.1	292.6	294.2
33 Brad BINDER	RSA	KTM	294.2	293.4	291.8	291.8	291.8	292.4	294.2
42 Alex RINS	SPA	SUZUKI	294.2	293.4	292.6	291.8	291.8	292.4	294.2
73 Alex MARQUEZ	SPA	HONDA	294.2	294.2	293.4	293.4	292.6	293.3	294.2
93 Marc MARQUEZ	SPA	HONDA	294.2	293.4	292.6	291.8	291.1	292.4	294.2
10 Luca MARINI	ITA	DUCATI	293.4	292.6	291.1	291.1	290.3	291.2	293.4
30 Takaaki NAKAGAMI	JPN	HONDA	293.4	292.6	291.1	291.1	291.1	291.9	293.4
36 Joan MIR	SPA	SUZUKI	293.4	293.4	292.6	292.6	292.6	292.9	293.4
88 Miguel OLIVEIRA	POR	KTM	293.4	293.4	291.8	291.1	291.1	292.0	293.4
32 Lorenzo SAVADORI	ITA	APRILIA	292.6	291.1	290.3	290.3	289.5	290.6	292.6
41 Aleix ESPARGARO	SPA	APRILIA	292.6	292.6	291.8	291.8	291.8	292.0	292.6
21 Franco MORBIDELLI	ITA	YAMAHA	291.8	291.1	290.3	289.5	289.5	290.3	291.8
87 Remy GARDNER	AUS	KTM	291.8	291.8	289.5	289.5	289.5	290.2	291.8
4 Andrea DOVIZIOSO	ITA	YAMAHA	290.3	288.7	288.0	288.0	288.0	288.5	290.3
40 Darryn BINDER	RSA	YAMAHA	289.5	288.7	288.7	288.0	288.0	288.6	289.5

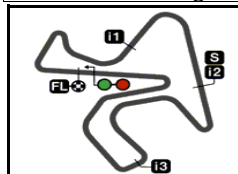
These data/results cannot be reproduced, stored and/or transmitted in whole or in part by any manner of electronic, mechanical, photocopying, recording, broadcasting or otherwise now known or herein after developed without the previous express consent by the copyright owner, except for reproduction in daily press and regular printed publications on sale to the public within 60 days of the event related to those data/results and always provided that copyright symbol appears together as follows below.

© DORNA, 2022

Official MotoGP Timing by TISSOT
www.motogp.com



Jerez de la Frontera, Saturday, April 30, 2022



4423 m.

GRAN PREMIO RED BULL DE ESPAÑA

Free Practice Nr. 3

Chronological Analysis of Performances

13

* Lap / Sector time cancelled **T1** Time from finish line to 1st intermed. **T3** Time from 2nd intermed. to 3rd intermed.
P Crossing the finish line in pit lane **T2** Time from 1st intermed. to 2nd intermed. **T4** Time from 3rd intermed. to finish line
 ** Tyre data subject to further updates

Lap	Lap Time	T1	T2	T3	T4	Speed	Lap	Lap Time	T1	T2	T3	T4	Speed
1st	63	Francesco BAGNAIA		DUCATI	ITA		13	1'46.729	31.348	14.811	30.342	30.228	288.0
		Ducati Lenovo Team					14	1'40.992	24.070	14.099	32.949	29.874	294.2
		Runs=2 Total laps=16 Full laps=9					15	1'37.071	24.131	14.198	29.145	29.597	291.1
Run # 1	Front Tyre	Slick-Medium	Rear Tyre	Slick-Medium			16	1'36.849	24.091	14.112	29.038	29.608	293.4
		New Tyre		14 Laps at start			17	1'38.022 P	26.238	14.755	30.766	26.263	287.2
1	2'34.808	30.317	15.403	31.227	30.671	288.7	Run # 3	Front Tyre	Slick-Medium	Rear Tyre	Slick-Soft		
2	1'39.041	24.768	14.428	29.637	30.208	292.6			5 Laps at start		New Tyre		
3	1'39.318	24.551	14.603	29.985	30.179	294.2	18	1'48.651	29.628	14.687	32.079	32.257	288.7
4	1'38.176	24.472	14.394	29.416	29.894	293.4	19	1'46.009 *	29.153*	14.600	31.436	30.820	290.3
5	1'37.879	24.377	14.309	29.290	29.903	294.2	20	1'41.189	24.042	14.096	29.011	34.040	293.4
6	1'39.169 *	24.300*	14.531	30.083	30.255	294.2	21	1'36.788 *	24.066	14.072	29.116	29.534*	292.6
7	1'38.016	24.407	14.350	29.325	29.934	291.8							
8	1'37.818	24.323	14.362	29.185	29.948	293.4	3rd	30	Takaaki NAKAGAMI		HONDA	JPN	
9	1'37.894	24.270	14.403	29.299	29.922	291.8			LCR Honda IDEMITSU				
10	1'37.884 P	25.723	15.011	31.034	26.116	281.9			Runs=3 Total laps=19 Full laps=11				
Run # 2	Front Tyre	Slick-Hard	Rear Tyre	Slick-Soft			Run # 1	Front Tyre	Slick-Medium	Rear Tyre	Slick-Medium		
		New Tyre		New Tyre					New Tyre		New Tyre		
11	1'44.863	30.301	14.689	29.926	29.947	292.6	1	2'33.339	31.007	15.547	32.059	31.102	271.3
12	1'36.782	24.049	14.121	29.024	29.588	296.7	2	1'39.449	25.370	14.425	29.629	30.025	288.7
13	1'34.690 P	24.732	14.333	29.985	25.640	295.8	3	1'38.284	24.529	14.297	29.351	30.107	290.3
Run # 3	Front Tyre	Slick-Hard	Rear Tyre	Slick-Soft			4	1'37.960	24.392	14.268	29.388	29.912	290.3
		3 Laps at start		New Tyre			5	1'38.006	24.406	14.300	29.287	30.013	289.5
14	1'47.693	32.941	14.736	30.044	29.972	294.2	6	1'38.968 P	25.779	15.404	30.543	27.242	251.7
15	1'39.724 *	24.016	14.096	29.530	32.082*	295.8	Run # 2	Front Tyre	Slick-Medium	Rear Tyre	Slick-Medium		
16	1'37.859	24.332	14.157	29.418	29.952	298.3			6 Laps at start		6 Laps at start		
2nd	20	Fabio QUARTARARO		YAMAHA	FRA		7	1'48.072	31.773	14.936	30.913	30.450	285.7
		Monster Energy Yamaha MotoGP					8	1'39.010	24.774	14.422	29.544	30.270	291.1
		Runs=2 Total laps=21 Full laps=14					9	1'39.520	24.435	14.325	29.281	31.479	288.7
Run # 1	Front Tyre	Slick-Medium	Rear Tyre	Slick-Medium			10	1'40.832	25.862	14.505	29.946	30.519	288.0
		New Tyre		15 Laps at start			11	1'34.740 P	24.334	14.316	29.994	26.096	288.7
1	3'04.259	31.996	15.583	31.927	31.198	283.4	Run # 3	Front Tyre	Slick-Medium	Rear Tyre	Slick-Soft		
2	1'39.493	25.015	14.471	29.794	30.213	288.7			New Tyre		New Tyre		
3	1'38.214	24.414	14.304	29.514	29.982	290.3	12	1'49.015	31.471	16.340	31.141	30.063	229.7
4	1'38.110	24.424	14.322	29.399	29.965	289.5	13	1'37.376	24.328	14.175	29.184	29.689	291.1
5	1'37.805	24.346	14.289	29.296	29.874	290.3	14	1'36.899	24.127	14.126	29.051	29.595	291.1
6	1'37.681	24.272	14.267	29.267	29.875	289.5	15	1'37.804 P	25.893	15.097	30.512	26.302	278.3
7	1'37.738	24.263	14.270	29.354	29.851	291.1	Run # 4	Front Tyre	Slick-Medium	Rear Tyre	Slick-Soft		
8	1'37.695	24.250	14.282	29.315	29.848	290.3			4 Laps at start		New Tyre		
9	1'37.749	24.327	14.312	29.219	29.891	289.5	16	1'54.818	31.238	19.635	33.315	30.630	178.8
10	1'37.735	24.296	14.280	29.269	29.890	290.3	17	1'40.375 *	25.213	14.676	30.658*	29.828	279.0
11	1'37.748	24.283	14.279	29.322	29.864	290.3	18	1'41.166	24.159	14.146	32.605	30.256	292.6
12	1'35.695 P	24.262	14.300	29.359	27.774	289.5	19	1'37.247	24.217	14.104	29.290	29.636	293.4
Run # 2	Front Tyre	Slick-Medium	Rear Tyre	Slick-Soft									
		New Tyre		New Tyre									

Fastest Lap: Francesco BAGNAIA Ducati Lenovo Team ITA **1'36.782** 24.049 14.121 29.024 29.588

These data/results cannot be reproduced, stored and/or transmitted in whole or in part by any manner of electronic, mechanical, photocopying, recording, broadcasting or otherwise now known or herein after developed without the previous express consent by the copyright owner, except for reproduction in daily press and regular printed publications on sale to the public within 60 days of the event related to those data/results and always provided that copyright symbol appears together as follows below.
 © DORNA, 2022



Free Practice Nr. 3

MotoGP

Lap	Lap Time	T1	T2	T3	T4	Speed	Lap	Lap Time	T1	T2	T3	T4	Speed										
Run # 2	Front Tyre Slick-Medium		Rear Tyre Slick-Soft					Run # 1	Front Tyre Slick-Medium		Rear Tyre Slick-Medium												
7 Laps at start						6 Laps at start						4 Laps at start						11 Laps at start					
8	1'46.636	30.344	14.715	31.050	30.527	289.5	1	2'00.783	31.588	15.312	31.498	30.785	284.9										
9	1'38.694	24.846	14.310	29.614	29.924	292.6	2	1'39.180	24.962	14.332	29.888	29.998	293.4										
10	1'38.711	24.605	14.200	29.851	30.055	294.2	3	1'38.988	24.697	14.295	29.883	30.113	287.2										
11	1'41.172	24.569	14.805	31.624	30.174	289.5	4	1'44.403	27.873	16.466	29.793	30.271	290.3										
12	1'38.391	24.518	14.235	29.692	29.946	293.4	5	1'38.117	24.537	14.322	29.412	29.846	292.6										
13	1'40.051 P	27.316	15.416	30.577	26.742	261.5	6	1'38.518	24.568	14.488	29.476	29.986	291.8										
Run # 3	Front Tyre Slick-Hard		Rear Tyre Slick-Soft					Run # 2	Front Tyre Slick-Medium		Rear Tyre Slick-Medium												
New Tyre						New Tyre						11 Laps at start						18 Laps at start					
14	1'46.989	30.157	14.664	32.274	29.894	292.6	8	1'43.728	28.452	14.668	30.185	30.423	288.7										
15	1'37.459	24.395	14.149	29.208	29.707	292.6	9	1'38.631	24.702	14.365	29.504	30.060	291.1										
16	1'41.521 P	25.835	15.398	33.314	26.974	251.7	10	1'38.327	24.566	14.326	29.475	29.960	291.1										
Run # 4	Front Tyre Slick-Hard		Rear Tyre Slick-Soft					11	1'38.413	24.511	14.374	29.490	30.038	291.8									
3 Laps at start						New Tyre						12						1'38.562	24.581	14.440	29.481	30.060	290.3
17	1'45.598	30.271	14.823	30.563	29.941	291.8	13	1'40.114 P	27.149	15.284	30.737	26.944	280.5										
18	1'37.201	24.263	14.127	29.239	29.572	294.2	Run # 3	Front Tyre Slick-Medium		Rear Tyre Slick-Soft													
19	1'48.023	29.894	16.533	31.501	30.095	219.5	New Tyre						New Tyre										
20	1'38.902 *	24.341	14.096	29.988	30.477*	295.0	14	1'44.176	29.225	14.714	30.076	30.161	289.5										

12th **5** **Johann ZARCO** DUCATI FRA
 Pramac Racing
 Runs=3 Total laps=20 Full laps=12

Run #	1	Front Tyre	Slick-Medium	Rear Tyre	Slick-Soft	Speed
New Tyre						5 Laps at start
1	2'18.668	30.329	15.285	31.567	30.984	276.9
2	1'39.332	24.986	14.429	29.786	30.131	293.4
3	1'38.512	24.646	14.274	29.526	30.066	296.7
4	1'38.245	24.481	14.301	29.497	29.966	295.8
5	1'38.223	24.552	14.295	29.433	29.943	295.8
6	1'38.508	24.608	14.337	29.552	30.011	292.6
7	1'35.169 P	24.582	14.276	29.631	26.680	292.6

Run #	2	Front Tyre	Slick-Medium	Rear Tyre	Slick-Soft	Speed
7 Laps at start						12 Laps at start
8	1'49.912	33.336	15.118	30.530	30.928	283.4
9	1'40.159	25.533	14.547	29.809	30.270	291.1
10	1'39.165	24.629	14.461	29.497	30.578	291.1
11	1'38.690	24.527	14.421	29.499	30.243	291.8
12	1'38.935 P	27.737	14.405	29.468	27.325	293.4

Run #	3	Front Tyre	Slick-Hard	Rear Tyre	Slick-Soft	Speed
New Tyre						New Tyre
13	2'00.763	39.950	14.996	35.313	30.504	292.6
14	1'38.421	24.649	14.293	29.369	30.110	292.6
15	1'37.810	24.334	14.268	29.262	29.946	293.4
16	1'36.051 P	24.834	14.568	30.178	26.471	289.5

Run #	4	Front Tyre	Slick-Hard	Rear Tyre	Slick-Soft	Speed
4 Laps at start						New Tyre
17	1'49.161	29.875	14.506	32.524	32.256	293.4
18	1'45.745	24.440	17.987	33.107	30.211	108.6
19	1'37.230	24.262	14.106	29.198	29.664	297.5
20	1'44.121 *	24.397	17.377	31.738	30.609*	196.7

13th **42** **Alex RINS** SUZUKI SPA
 Team SUZUKI ECSTAR
 Runs=3 Total laps=21 Full laps=13

Run #	4	Front Tyre	Slick-Medium	Rear Tyre	Slick-Soft	Speed
4 Laps at start						New Tyre
18	1'41.985	28.025	14.466	29.662	29.832	291.1
19	1'41.330 *	24.263	14.219	32.280*	30.568	291.8
20	1'43.118	27.922	15.152	30.202	29.842	241.6
21	1'37.293	24.304	14.201	29.125	29.663	294.2

14th **33** **Brad BINDER** KTM RSA
 Red Bull KTM Factory Racing
 Runs=2 Total laps=18 Full laps=11

Run #	1	Front Tyre	Slick-Medium	Rear Tyre	Slick-Medium	Speed
New Tyre						New Tyre
1	2'00.450	31.442	15.206	31.058	30.635	281.9
2	1'38.857	24.859	14.408	29.693	29.897	294.2
3	1'39.446 *	24.966*	14.364	29.941	30.175	291.8
4	1'47.476	32.562	14.349	30.410	30.155	291.8
5	1'37.753	24.371	14.367	29.302	29.713	291.8
6	1'38.778	24.879	14.321	29.463	30.115	291.1
7	1'38.343	24.387	14.444	29.542	29.970	291.1
8	1'38.324	24.498	14.414	29.550	29.862	290.3
9	1'38.412	24.484	14.426	29.618	29.884	287.2
10	1'40.235 P	26.570	14.633	31.493	27.539	287.2

Run #	2	Front Tyre	Slick-Hard	Rear Tyre	Slick-Soft	Speed
New Tyre						New Tyre
11	1'43.504	29.207	14.572	29.727	29.998	288.7
12	1'37.761	24.556	14.243	29.200	29.762	291.8
13	1'37.407	24.220	14.352	29.091	29.744	289.5
14	1'38.704 P	24.377*	15.107	30.908	28.312	277.6
Run # 3	Front Tyre Slick-Hard		Rear Tyre Slick-Soft			
4 Laps at start						New Tyre
15	1'42.183	27.730	14.498	29.515	30.440	293.4
16	1'37.314	24.241	14.250	29.118	29.705	291.8

Fastest Lap: Francesco BAGNAIA Ducati Lenovo Team ITA **1'36.782** 24.049 14.121 29.024 29.588

These data/results cannot be reproduced, stored and/or transmitted in whole or in part by any manner of electronic, mechanical, photocopying, recording, broadcasting or otherwise now known or herein after developed without the previous express consent by the copyright owner, except for reproduction in daily press and regular printed publications on sale to the public within 60 days of the event related to those data/results and always provided that copyright symbol appears together as follows below.
 © DORNA, 2022



Free Practice Nr. 3

MotoGP

Lap	Lap Time	T1	T2	T3	T4	Speed	Lap	Lap Time	T1	T2	T3	T4	Speed
17	1'37.745	24.424	14.249	29.197	29.875	291.1	14	1'37.958	24.419	14.370	29.369	29.800	288.0
18	1'41.717 *	24.450	14.307	32.407	30.553*	291.1	15	1'35.098 P	24.457	14.394	29.338	26.909	289.5
15th	21	Franco MORBIDELLI YAMAHA ITA Monster Energy Yamaha MotoGP											
		Runs=4	Total laps=19	Full laps=10									
Run #	1	Front Tyre	Slick-Medium	Rear Tyre	Slick-Medium								
		6 Laps at start			12 Laps at start								
1	1'57.233	31.662	15.173	30.950	31.102	281.9							
2	1'40.970 *	26.118*	14.575	29.925	30.352	288.7							
3	1'38.855	24.735	14.383	29.514	30.223	288.7							
4	1'38.681	24.667	14.378	29.644	29.992	289.5							
5	1'38.365	24.634	14.325	29.453	29.953	288.7							
6	1'37.946	24.519	14.303	29.332	29.792	288.7							
7	1'41.915 P	27.083	15.854	31.472	27.506	255.3							
Run #	2	Front Tyre	Slick-Medium	Rear Tyre	Slick-Medium								
		13 Laps at start			19 Laps at start								
8	1'48.819	32.751	14.714	30.095	31.259	285.7							
9	1'38.590	24.729	14.366	29.490	30.005	289.5							
10	1'40.386 P	26.329	14.713	31.920	27.424	284.2							
Run #	3	Front Tyre	Slick-Hard	Rear Tyre	Slick-Soft								
		New Tyre			New Tyre								
11	1'44.257	29.726	14.534	29.772	30.225	289.5							
12	1'39.921	24.617	14.349	29.320	31.635	288.7							
13	1'37.598	24.458	14.245	29.139	29.756	290.3							
14	1'41.261 P	27.478	15.611	30.951	27.221	264.7							
Run #	4	Front Tyre	Slick-Hard	Rear Tyre	Slick-Soft								
		4 Laps at start			New Tyre								
15	1'42.166	28.333	14.474	29.507	29.852	288.0							
16	1'37.315	24.221	14.220	29.275	29.599	291.1							
17	1'47.852	29.949	15.186	30.794	31.923	270.0							
18	1'42.154	24.426	14.321	30.526	32.881	286.4							
	PIT	24.355	14.259	36.376	29.349	291.8							
16th	88	Miguel OLIVEIRA KTM POR Red Bull KTM Factory Racing											
		Runs=3	Total laps=19	Full laps=10									
Run #	1	Front Tyre	Slick-Medium	Rear Tyre	Slick-Medium								
		New Tyre			15 Laps at start								
1	2'03.477	30.857	15.365	31.534	31.204	281.2							
2	1'40.327	25.274	14.544	30.064	30.445	291.1							
3	1'39.772 *	24.835	14.471	29.697	30.769*	290.3							
4	1'40.965	26.091	14.619	30.122	30.133	290.3							
5	1'38.472	24.545	14.372	29.502	30.053	291.8							
6	1'38.609	24.616	14.449	29.567	29.977	290.3							
7	1'40.426 P	24.701	15.951	32.345	27.429	221.7							
Run #	2	Front Tyre	Slick-Medium	Rear Tyre	Slick-Medium								
		7 Laps at start			22 Laps at start								
8	1'48.237	32.094	14.625	31.350	30.168	288.7							
9	1'38.533	24.661	14.415	29.620	29.837	289.5							
10	1'38.514	24.641	14.364	29.468	30.041	291.1							
11	1'38.429	24.557	14.359	29.587	29.926	291.1							
12	1'37.769 P	25.856	14.768	30.093	27.052	288.0							
Run #	3	Front Tyre	Slick-Hard	Rear Tyre	Slick-Soft								
		New Tyre			New Tyre								
13	1'43.613	29.144	14.570	29.763	30.136	289.5							
Run #	4	Front Tyre	Slick-Medium	Rear Tyre	Slick-Soft								
		3 Laps at start			New Tyre								
16	1'42.825	28.274	14.455	29.825	30.271	295.0							
17	1'40.943 *	24.196	14.199	32.038*	30.510	294.2							
18	1'44.346	24.383	14.206	35.379	30.378	292.6							
	unfinished	24.282	14.142	29.097	297.5								
18th	10	Luca MARINI DUCATI ITA Mooney VR46 Racing Team											
		Runs=3	Total laps=20	Full laps=12									
Run #	1	Front Tyre	Slick-Medium	Rear Tyre	Slick-Medium								
		New Tyre			11 Laps at start								
1	1'54.132	30.066	15.249	31.485	31.090	283.4							
2	1'39.842	25.129	14.557	29.961	30.195	291.1							
3	1'38.698	24.665	14.399	29.641	29.993	291.1							
4	1'43.713	24.840	14.958	33.854	30.061	274.8							
5	1'38.695	24.596	14.443	29.681	29.975	289.5							
6	1'41.944 P	27.344	15.097	30.948	28.555	278.3							
Run #	2	Front Tyre	Slick-Medium	Rear Tyre	Slick-Medium								
		6 Laps at start			17 Laps at start								
7	1'47.979	30.311	15.021	32.152	30.495	276.2							
8	1'39.074	24.800	14.503	29.671	30.100	288.0							
9	1'38.432	24.572	14.402	29.457	30.001	292.6							

Fastest Lap: Francesco BAGNAIA Ducati Lenovo Team ITA **1'36.782** 24.049 14.121 29.024 29.588

These data/results cannot be reproduced, stored and/or transmitted in whole or in part by any manner of electronic, mechanical, photocopying, recording, broadcasting or otherwise now known or herein after developed without the previous express consent by the copyright owner, except for reproduction in daily press and regular printed publications on sale to the public within 60 days of the event related to those data/results and always provided that copyright symbol appears together as follows below.
© DORNA, 2022

Official MotoGP Timing by TISSOT
www.motogp.com



Free Practice Nr. 3

MotoGP

Lap	Lap Time	T1	T2	T3	T4	Speed	Lap	Lap Time	T1	T2	T3	T4	Speed
10	1'38.690	24.554	14.487	29.493	30.156	288.7	4	1'38.952	24.680	14.385	29.771	30.116	292.6
11	1'38.445	24.592	14.407	29.514	29.932	290.3	5	1'38.743	24.645	14.328	29.654	30.116	291.1
12	1'38.565	24.556	14.452	29.506	30.051	290.3	6	1'40.275	24.666	14.347	29.608	31.654	290.3
13	1'43.951 P	29.764	14.811	31.485	27.891	285.7	7	1'39.101	24.766	14.394	29.752	30.189	291.8
Run # 3	Front Tyre	Slick-Hard	Rear Tyre	Slick-Soft									
	New Tyre		New Tyre										
14	1'45.396	28.273	15.221	31.453	30.449	262.1	8	1'38.440	24.592	14.310	29.596	29.942	295.0
15	1'38.080	24.487	14.331	29.391	29.871	290.3	9	1'38.409	24.528	14.238	29.562	30.081	294.2
16	1'37.749	24.272	14.285	29.231	29.961	289.5	10	1'40.592 P	24.670	14.302	33.751	27.869	293.4
17	1'37.124 P	25.812	14.793	30.312	26.207	284.2	Run # 2	Front Tyre	Slick-Hard	Rear Tyre	Slick-Medium		
Run # 4	Front Tyre	Slick-Hard	Rear Tyre	Slick-Soft									
	4 Laps at start		New Tyre										
18	1'45.144 *	29.826	15.081	29.908	30.329*	280.5	11	1'47.678	32.265	14.733	30.165	30.515	289.5
19	1'37.642	24.274	14.346	29.298	29.724	290.3	12	1'38.900	24.651	14.289	29.691	30.269	291.8
20	1'37.815 *	24.269	14.279	29.359	29.908*	293.4	13	1'38.573	24.568	14.327	29.558	30.120	291.8
							14	1'35.395 P	24.606	14.368	29.675	26.746	291.1
Run # 3	Front Tyre	Slick-Hard	Rear Tyre	Slick-Soft									
	New Tyre		New Tyre										

19th 4 **Andrea DOVIZIOSO** YAMAHA ITA
WithU Yamaha RNF MotoGP Team
Runs=3 Total laps=20 Full laps=10

Run #	Front Tyre	Slick-Medium	Rear Tyre	Slick-Medium	Slick-Medium	Speed
1	2'13.424	30.410	15.230	31.622	31.305	274.1
2	1'40.950	24.908	14.510	30.524	31.008	287.2
3	1'43.083	26.947	16.371	29.765	30.000	290.3
4	1'40.314 *	25.619*	14.582	29.787	30.326	287.2
5	1'38.230	24.534	14.319	29.407	29.970	288.7
6	1'38.659 P	24.565	14.380	32.261	27.453	288.0
Run # 2	Front Tyre	Slick-Medium	Rear Tyre	Slick-Medium		
	6 Laps at start		6 Laps at start			
7	1'46.196	29.830	14.882	30.656	30.828	283.4
8	1'39.153	24.731	14.374	29.758	30.290	284.9
9	1'38.504	24.549	14.394	29.453	30.108	285.7
10	1'38.218	24.451	14.373	29.419	29.975	285.7
11	1'38.357	24.477	14.387	29.491	30.002	284.9
12	1'38.197	24.471	14.346	29.323	30.057	285.7
13	1'37.321 P	27.101	14.335	29.490	26.395	288.0
Run # 3	Front Tyre	Slick-Medium	Rear Tyre	Slick-Soft		
	New Tyre		New Tyre			
14	1'44.656	29.135	14.791	30.160	30.570	283.4
15	1'37.731	24.257	14.259	29.248	29.967	287.2
16	1'38.146 P	24.629	14.803	31.997	26.717	274.1
Run # 4	Front Tyre	Slick-Medium	Rear Tyre	Slick-Soft		
	3 Laps at start		New Tyre			
17	1'43.231	28.066	14.685	30.092	30.388	284.2
18	1'44.375 *	24.289	14.244	35.336*	30.506	288.0
19	1'37.830	24.371	14.235	29.257	29.967	288.0
20	1'52.589 *	28.610	16.349	35.154	32.476*	178.8

20th 49 **Fabio DI GIANNANTON** DUCATI ITA
Gresini Racing MotoGP
Runs=3 Total laps=20 Full laps=12

Run #	Front Tyre	Slick-Medium	Rear Tyre	Slick-Medium	Slick-Medium	Speed
1	2'13.730	32.778	15.327	32.935	31.241	279.0
2	1'40.857 *	24.990	14.404	30.388	31.075*	290.3
3	1'39.385	24.838	14.408	29.834	30.305	288.7

21st 6 **Stefan BRADL** HONDA GER
Team HRC
Runs=4 Total laps=17 Full laps=8

Run #	Front Tyre	Slick-Hard	Rear Tyre	Slick-Soft	Slick-Soft	Speed
1	1'59.319	31.172	15.178	31.248	30.929	287.2
2	1'39.762	25.076	14.409	29.972	30.305	291.1
3	1'39.057	24.891	14.410	29.646	30.110	292.6
4	1'39.013	24.826	14.395	29.611	30.181	291.8
5	1'39.738 P	26.679	14.848	30.391	27.820	282.7
Run # 1	Front Tyre	Slick-Medium	Rear Tyre	Slick-Soft		
	7 Laps at start		5 Laps at start			
6	1'47.086	31.468	14.810	30.437	30.371	288.0
7	1'45.860 *	25.922	14.453*	35.223	30.262	288.7
8	1'38.792	24.775	14.424	29.593	30.000	293.4
9	1'38.663	24.692	14.313	29.600	30.058	293.4
10	1'38.800	24.730	14.400	29.543	30.127	293.4
11	1'41.085 P	26.786	15.366	31.488	27.445	279.7
Run # 2	Front Tyre	Slick-Medium	Rear Tyre	Slick-Soft		
	12 Laps at start		10 Laps at start			
12	1'51.165	30.379	15.145	35.300	30.341	284.9
13	1'38.442	24.617	14.246	29.447	30.132	295.0
14	1'38.013	24.442	14.208	29.447	29.916	294.2
15	1'38.658 P	26.212	15.059	30.582	26.805	281.2
Run # 3	Front Tyre	Slick-Medium	Rear Tyre	Slick-Soft		
	New Tyre		New Tyre			
Run # 4	Front Tyre	Slick-Medium	Rear Tyre	Slick-Soft		
	4 Laps at start		New Tyre			
16	1'43.040 unfinished	27.438	14.488	30.712	30.402	285.7
		24.388	14.093		295.8	

Fastest Lap: Francesco BAGNAIA Ducati Lenovo Team ITA **1'36.782** 24.049 14.121 29.024 29.588

These data/results cannot be reproduced, stored and/or transmitted in whole or in part by any manner of electronic, mechanical, photocopying, recording, broadcasting or otherwise now known or herein after developed without the previous express consent by the copyright owner, except for reproduction in daily press and regular printed publications on sale to the public within 60 days of the event related to those data/results and always provided that copyright symbol appears together as follows below.
© DORNA, 2022



Free Practice Nr. 3

MotoGP

Lap	Lap Time	T1	T2	T3	T4	Speed	Lap	Lap Time	T1	T2	T3	T4	Speed	
22nd	87	Remy GARDNER				KTM	AUS							
Tech3 KTM Factory Racing														
Runs=2			Total laps=18			Full laps=12								
Run #	1	Front Tyre	Slick-Medium	Rear Tyre	Slick-Medium		Run #	1	Front Tyre	Slick-Medium	Rear Tyre	Slick-Soft		
			New Tyre		New Tyre		6 Laps at start			5 Laps at start				
1	2'03.817	31.414	15.513	31.631	31.364	272.0	1	1'53.898	30.057	15.203	31.666	31.044	284.2	
2	1'40.273	25.336	14.451	29.930	30.556	289.5	2	1'39.794	25.190	14.484	29.930	30.190	294.2	
3	1'39.440	25.073	14.319	29.797	30.251	291.8	3	1'38.794	24.746	14.380	29.631	30.037	294.2	
4	1'38.508	24.598	14.298	29.509	30.103	288.7	4	11'01.475 P	24.761	26.337			52.0	
5	1'38.955	24.562	14.524	29.588	30.281	289.5	Run # 2							
6	1'38.913	24.659	14.515	29.636	30.103	285.7	15 Laps at start			9 Laps at start				
7	1'50.151	29.655	14.762	30.654	35.080	273.4	5	1'46.033	29.955	14.817	30.431	30.830	289.5	
8	1'38.770	24.723	14.361	29.474	30.212	288.0	6	1'39.429	24.735	14.678	29.775	30.241	291.8	
9	1'38.763	24.630	14.413	29.531	30.189	287.2	7	1'38.237	24.481	14.366	29.424	29.966	293.4	
10	1'49.348 P	31.509*	17.063	31.933	28.843	276.9	8	1'38.354	24.446	14.389	29.510	30.009	292.6	
Run # 2			Slick-Hard		Slick-Soft		Run # 3							
			New Tyre		New Tyre		Front Tyre			Slick-Medium		Slick-Soft		
11	1'56.058	31.313	15.948	33.187	35.610	251.7	New Tyre			New Tyre				
12	1'38.535	24.762	14.300	29.487	29.986	289.5	11	1'46.083	30.408	14.758	30.545	30.372	292.6	
13	1'38.478	24.347	14.368	29.381	30.382	288.7	12	1'38.945	24.484	14.513	29.872	30.076	291.1	
14	1'43.085 P	24.426	14.324	32.917	31.418	288.7	13	1'37.125 P	24.611	14.338	31.068	27.108	293.4	
Run # 3			Slick-Hard		Slick-Soft		Run # 4							
			4 Laps at start		New Tyre		Front Tyre			Slick-Hard		Slick-Soft		
15	1'57.246	28.450	14.884	34.017	39.895	263.4	5 Laps at start			New Tyre				
16	1'42.465	24.722	14.208	33.205	30.330	291.8	14	1'47.720	28.594	14.503	31.495	33.128	291.1	
17	1'38.254 *	24.476	14.215	29.518	30.045*	289.5	unfinished	24.658	14.325	29.557			292.6	
18	1'38.095	24.539	14.269	29.430	29.857	289.5								
23rd	32	Lorenzo SAVADORI				APRILIA	ITA							
Aprilia Racing														
Runs=2			Total laps=17			Full laps=11								
Run #	1	Front Tyre	Slick-Medium	Rear Tyre	missing data		Run #	1	Front Tyre	Slick-Medium	Rear Tyre	Slick-Medium		
			New Tyre		Laps at start		New Tyre			15 Laps at start				
1	2'13.937	32.265	17.587	32.475	31.218	197.4	1	1'58.607	31.221	15.234	31.087	31.485	283.4	
2	1'40.829	25.317	14.478	30.057	30.977	288.7	2	1'40.379	25.397	14.576	29.919	30.487	288.7	
3	1'49.743	25.720	14.509	35.387	34.127	290.3	3	1'39.670	24.918	14.451	30.073	30.228	287.2	
4	1'39.255	25.058	14.453	29.571	30.173	288.7	4	1'39.203 *	24.727	14.348	29.713	30.415*	289.5	
5	1'45.906	24.899	15.744	30.937	34.326	265.3	5	1'48.023	27.236	14.617	32.356	33.814	284.9	
6	1'39.900	25.016	14.463	29.974	30.447	287.2	6	1'40.668 *	24.833	14.640*	30.303	30.892	288.0	
7	1'39.135	24.947	14.436	29.550	30.202	290.3	7	1'37.738 P	25.915	14.756	30.296	26.771	285.7	
8	1'43.162	25.640	15.183	31.175	31.164	278.3	Run # 2							
9	1'39.228	24.868	14.526	29.630	30.204	285.7	7 Laps at start			4 Laps at start				
10	1'39.395	24.816	14.497	29.675	30.407	286.4	8	1'52.301	31.154	15.081	31.014	35.052	286.4	
11	1'42.198 P	26.955	15.598	32.005	27.640	281.9	9	1'39.383	24.885	14.446	29.806	30.246	284.9	
Run # 2			Slick-Medium		Slick-Soft		Run # 3							
			New Tyre		New Tyre		Front Tyre			Slick-Medium		Slick-Soft		
12	1'51.219 *	34.638	15.182	31.276	30.123*	288.0	New Tyre			New Tyre				
13	1'35.825 P	24.696	14.297	30.134	26.698	291.1	12	1'56.296	30.895	15.806	34.324	35.271	284.2	
Run # 3			Slick-Medium		Slick-Soft		Run # 4							
			New Tyre		New Tyre		Front Tyre			Slick-Medium		Slick-Soft		
14	1'51.908	34.528	14.568	32.538	30.274	289.5	13	1'39.068	24.849	14.345	29.597	30.277	284.9	
15	1'38.207	24.498	14.299	29.484	29.926	289.5	14	1'47.050	24.614	14.362	37.868	30.206	285.7	
16	1'46.871	27.505	15.706	30.824	32.836	279.7	15	1'38.403 P	24.680	14.423	32.097	27.203	286.4	
17	1'38.272 *	24.568	14.220	29.551	29.933*	292.6	Run # 4							
							4 Laps at start			New Tyre				
16	1'42.932 *	28.003	14.583	29.949	30.397*	284.2	16	1'42.932 *	28.003	14.583	29.949	30.397*	284.2	
17	1'43.910 *	24.583	14.259	34.526*	30.542	285.7	17	1'43.910 *	24.583	14.259	34.526*	30.542	285.7	

Fastest Lap: Francesco BAGNAIA Ducati Lenovo Team ITA **1'36.782** 24.049 14.121 29.024 29.588

These data/results cannot be reproduced, stored and/or transmitted in whole or in part by any manner of electronic, mechanical, photocopying, recording, broadcasting or otherwise now known or herein after developed without the previous express consent by the copyright owner, except for reproduction in daily press and regular printed publications on sale to the public within 60 days of the event related to those data/results and always provided that copyright symbol appears together as follows below.
© DORNA, 2022

Official MotoGP Timing by TISSOT
www.motogp.com



Free Practice Nr. 3

MotoGP

Lap	Lap Time	T1	T2	T3	T4	Speed	Lap	Lap Time	T1	T2	T3	T4	Speed
18	1'38.238	24.498	14.218	29.388	30.134	288.7							
19	1'39.006 *	24.715	14.493	29.505	30.293*	285.7							

Fastest Lap:	Francesco BAGNAIA	Ducati Lenovo Team	ITA	1'36.782	24.049	14.121	29.024	29.588
---------------------	-------------------	--------------------	-----	-----------------	--------	--------	--------	--------

These data/results cannot be reproduced, stored and/or transmitted in whole or in part by any manner of electronic, mechanical, photocopying, recording, broadcasting or otherwise now known or herein after developed without the previous express consent by the copyright owner, except for reproduction in daily press and regular printed publications on sale to the public within 60 days of the event related to those data/results and always provided that copyright symbol appears together as follows below.

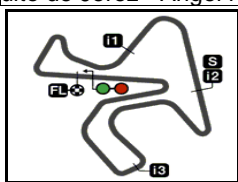
© DORNA, 2022

Official MotoGP Timing by **TISSOT**
www.motogp.com

Jerez de la Frontera, Saturday, April 30, 2022

Page 8 of 8





4423 m.

GRAN PREMIO RED BULL DE ESPAÑA

Free Practice Nr. 3

Best Partial Times

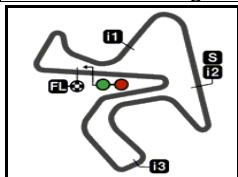
IT Ideal Lap Time, sum of the best partial times

BT Best Lap Time

T1		T2		T3		T4				IT		BT	
Pos	Rider	Time	Rider	Time	Rider	Time	Rider	Time	Pos	Rider	IT	BT	
1	F.BAGNAIA	24.016	F.QUARTARARO	14.072	F.QUARTARARO	29.011	E.BASTIANINI	29.429	1	F.QUARTARAR	1'36.722	1'36.849	(2)
2	F.QUARTARARO	24.042	S.BRADL	14.093	J.MILLER	29.014	M.VIÑALES	29.538	2	F.BAGNAIA	1'36.724	1'36.782	(1)
3	J.MIR	24.121	F.BAGNAIA	14.096	F.BAGNAIA	29.024	M.BEZZECCHI	29.572	3	T.NAKAGAMI	1'36.877	1'36.899	(3)
4	T.NAKAGAMI	24.127	M.BEZZECCHI	14.096	J.MARTIN	29.031	A.ESPARGARO	29.580	4	M.MARQUEZ	1'36.925	1'36.925	(4)
5	M.MARQUEZ	24.144	T.NAKAGAMI	14.104	T.NAKAGAMI	29.051	F.BAGNAIA	29.588	5	J.MIR	1'36.953	1'37.060	(8)
6	M.VIÑALES	24.176	J.ZARCO	14.106	M.MARQUEZ	29.054	M.MARQUEZ	29.589	6	M.VIÑALES	1'36.975	1'36.975	(5)
7	P.ESPARGARO	24.196	E.BASTIANINI	14.113	J.MIR	29.056	T.NAKAGAMI	29.595	7	E.BASTIANINI	1'36.976	1'36.976	(6)
8	A.ESPARGARO	24.204	F.DI GIANNANTO	14.116	A.ESPARGARO	29.075	F.QUARTARARO	29.597	8	A.ESPARGAR	1'36.993	1'37.059	(7)
9	B.BINDER	24.220	M.VIÑALES	14.133	B.BINDER	29.091	F.MORBIDELLI	29.599	9	J.MARTIN	1'37.048	1'37.074	(9)
10	F.MORBIDELLI	24.221	A.ESPARGARO	14.134	P.ESPARGARO	29.097	J.MARTIN	29.612	10	P.ESPARGAR	1'37.063	1'37.630	(17)
11	A.DOVIZIOSO	24.257	J.MARTIN	14.138	A.RINS	29.125	J.MILLER	29.618	11	J.MILLER	1'37.123	1'37.124	(10)
12	J.ZARCO	24.262	M.MARQUEZ	14.138	M.VIÑALES	29.128	J.MIR	29.625	12	M.BEZZECCHI	1'37.139	1'37.201	(11)
13	A.RINS	24.263	P.ESPARGARO	14.142	F.MORBIDELLI	29.139	P.ESPARGARO	29.628	13	F.MORBIDELLI	1'37.179	1'37.315	(15)
14	M.BEZZECCHI	24.263	J.MIR	14.151	E.BASTIANINI	29.155	A.RINS	29.641	14	J.ZARCO	1'37.230	1'37.230	(12)
15	J.MARTIN	24.267	M.OLIVEIRA	14.156	M.OLIVEIRA	29.189	J.ZARCO	29.664	14	A.RINS	1'37.230	1'37.293	(13)
16	L.MARINI	24.269	A.RINS	14.201	J.ZARCO	29.198	M.OLIVEIRA	29.698	16	B.BINDER	1'37.259	1'37.314	(14)
17	E.BASTIANINI	24.279	R.GARDNER	14.208	M.BEZZECCHI	29.208	B.BINDER	29.705	17	M.OLIVEIRA	1'37.390	1'37.494	(16)
18	J.MILLER	24.281	J.MILLER	14.210	L.MARINI	29.231	L.MARINI	29.724	18	L.MARINI	1'37.503	1'37.642	(18)
19	R.GARDNER	24.347	D.BINDER	14.218	A.DOVIZIOSO	29.248	F.DI GIANNANTO	29.846	19	F.DI GIANNAN	1'37.693	1'37.880	(20)
20	M.OLIVEIRA	24.347	F.MORBIDELLI	14.220	F.DI GIANNANTO	29.354	R.GARDNER	29.857	20	A.DOVIZIOSO	1'37.707	1'37.731	(19)
21	F.DI GIANNANTO	24.377	L.SAVADORI	14.220	R.GARDNER	29.381	S.BRADL	29.916	21	R.GARDNER	1'37.793	1'38.095	(22)
22	S.BRADL	24.388	A.DOVIZIOSO	14.235	D.BINDER	29.388	L.SAVADORI	29.926	22	S.BRADL	1'37.844	1'38.013	(21)
23	A.MARQUEZ	24.446	B.BINDER	14.243	A.MARQUEZ	29.424	A.MARQUEZ	29.966	23	L.SAVADORI	1'38.128	1'38.207	(23)
24	L.SAVADORI	24.498	L.MARINI	14.279	S.BRADL	29.447	A.DOVIZIOSO	29.967	24	A.MARQUEZ	1'38.161	1'38.237	(24)

These data/results cannot be reproduced, stored and/or transmitted in whole or in part by any manner of electronic, mechanical, photocopying, recording, broadcasting or otherwise now known or herein after developed without the previous express consent by the copyright owner, except for reproduction in daily press and regular printed publications on sale to the public within 60 days of the event related to those data/results and always provided that copyright symbol appears together as follows below.
© DORNA, 2022





4423 m.

GRAN PREMIO RED BULL DE ESPAÑA

Free Practice Nr. 3

Best Partial Times

MotoGP™

IT Ideal Lap Time, sum of the best partial times

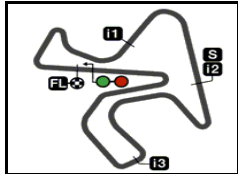
BT Best Lap Time

		T1		T2		T3		T4				
<i>Pos</i>	<i>Rider</i>	<i>Time</i>	<i>Rider</i>	<i>Time</i>	<i>Rider</i>	<i>Time</i>	<i>Rider</i>	<i>Time</i>	<i>Pos</i>	<i>Rider</i>	<i>IT</i>	<i>BT</i>
25	D.BINDER	24.498	A.MARQUEZ	14.325	L.SAVADORI	29.484	D.BINDER	30.134	25	D.BINDER	1'38.238	1'38.238 (25)

These data/results cannot be reproduced, stored and/or transmitted in whole or in part by any manner of electronic, mechanical, photocopying, recording, broadcasting or otherwise now known or herein after developed without the previous express consent by the copyright owner, except for reproduction in daily press and regular printed publications on sale to the public within 60 days of the event related to those data/results and always provided that copyright symbol appears together as follows below.
© DORNA, 2022

Official MotoGP Timing by **TISSOT**
www.motogp.com





4423 m.

GRAN PREMIO RED BULL DE ESPAÑA

Free Practice Nr. 3

Fastest Laps Sequence

<i>Practice Time</i>	 <i>Rider</i>	<i>Nation</i>	<i>Motorcycle</i>	<i>Time</i>	<i>Km/h</i>	<i>Rider's Lap</i>
3'33.227	93 Marc MARQUEZ	SPA	HONDA	1'39.817	159.5	2
3'33.692	73 Alex MARQUEZ	SPA	HONDA	1'39.794	159.5	2
3'34.704	36 Joan MIR	SPA	SUZUKI	1'39.113	160.6	2
3'39.307	33 Brad BINDER	RSA	KTM	1'38.857	161.0	2
4'10.776	41 Aleix ESPARGARO	SPA	APRILIA	1'38.714	161.3	2
4'22.879	12 Maverick VIÑALES	SPA	APRILIA	1'38.603	161.4	2
5'11.809	93 Marc MARQUEZ	SPA	HONDA	1'38.582	161.5	3
5'13.024	36 Joan MIR	SPA	SUZUKI	1'38.320	161.9	3
5'48.508	41 Aleix ESPARGARO	SPA	APRILIA	1'37.732	162.9	3
7'26.032	41 Aleix ESPARGARO	SPA	APRILIA	1'37.524	163.2	4
9'03.418	41 Aleix ESPARGARO	SPA	APRILIA	1'37.386	163.5	5
19'56.553	36 Joan MIR	SPA	SUZUKI	1'37.341	163.5	10
29'36.323	36 Joan MIR	SPA	SUZUKI	1'37.122	163.9	14
30'28.323	63 Francesco BAGNAIA	ITA	DUCATI	1'36.782	164.5	12

These data/results cannot be reproduced, stored and/or transmitted in whole or in part by any manner of electronic, mechanical, photocopying, recording, broadcasting or otherwise now known or herein after developed without the previous express consent by the copyright owner, except for reproduction in daily press and regular printed publications on sale to the public within 60 days of the event related to those data/results and always provided that copyright symbol appears together as follows below.

© DORNA, 2022

Official MotoGP Timing by TISSOT
www.motogp.com

Jerez de la Frontera, Saturday, April 30, 2022

