

5513 m.

RED BULL GRAND PRIX OF THE AMERICAS

Race

Classification after 14 laps = 77.182 km

29

Pos		Rider	Nation	Team	Motorcycle	Total Time	Km/h	Gap
1	25	48 Ivan ORTOLÁ	SPA	Angeluss MTA Team	KTM	32'01.062	144.6	
2	20	5 Jaime MASIA	SPA	Leopard Racing	HONDA	32'01.519	144.6	0.457
3	16	43 Xavier ARTIGAS	SPA	CFMOTO Racing PruestelGP	CFMOTO	32'01.620	144.5	0.558
4	13	10 Diogo MOREIRA	BRA	MT Helmets - MSI	KTM	32'01.629	144.5	0.567
5	11	96 Daniel HOLGADO	SPA	Red Bull KTM Tech3	KTM	32'01.719	144.5	0.657
6	10	53 Deniz ÖNCÜ	TUR	Red Bull KTM Ajo	KTM	32'10.555	143.9	9.493
7	9	38 David SALVADOR	SPA	CIP Green Power	KTM	32'10.609	143.9	9.547
8	8	80 David ALONSO	COL	Valresa GASGAS Aspar M3	GASGAS	32'10.725	143.9	9.663
9	7	6 Ryusei YAMANAKA	JPN	Valresa GASGAS Aspar M3	GASGAS	32'11.037	143.8	9.975
10	6	99 José Antonio RUEDA	SPA	Red Bull KTM Ajo	KTM	32'11.147	143.8	10.085
11	5	27 Kaito TOBA	JPN	SIC58 Squadra Corse	HONDA	32'13.492	143.7	12.430
12	4	64 Mario AJI	INA	Honda Team Asia	HONDA	32'16.851	143.4	15.789
13	3	95 Collin VEIJER	NED	Liqui Moly Husqvarna Intact GP	HUSQVARNA	32'17.029	143.4	15.967
14	2	19 Scott OGDEN	GBR	VisionTrack Racing Team	HONDA	32'17.241	143.4	16.179
15	1	54 Riccardo ROSSI	ITA	SIC58 Squadra Corse	HONDA	32'17.276	143.4	16.214
16		55 Romano FENATI	ITA	Rivacold Snipers Team	HONDA	32'24.895	142.8	23.833
17		92 David ALMANSA	SPA	CFMOTO Racing PruestelGP	CFMOTO	32'25.266	142.8	24.204
18		7 Filippo FARIOLI	ITA	Red Bull KTM Tech3	KTM	32'25.463	142.8	24.401
19		16 Andrea MIGNO	ITA	CIP Green Power	KTM	32'25.738	142.8	24.676
20		72 Taiyu FURUSATO	JPN	Honda Team Asia	HONDA	32'25.975	142.7	24.913
21		22 Ana CARRASCO	SPA	BOE Motorsports	KTM	32'37.002	141.9	35.940
Not classified								
		44 David MUÑOZ	SPA	BOE Motorsports	KTM	29'52.091	143.9	1 lap
		82 Stefano NEPA	ITA	Angeluss MTA Team	KTM	29'52.224	143.9	1 lap
		71 Ayumu SASAKI	JPN	Liqui Moly Husqvarna Intact GP	HUSQVARNA	28'08.673	141.0	2 laps
		18 Matteo BERTELLE	ITA	Rivacold Snipers Team	HONDA	13'46.681	144.0	8 laps
		63 Syarifuddin AZMAN	MAL	MT Helmets - MSI	KTM	11'34.281	142.9	9 laps
		24 Tatsuki SUZUKI	JPN	Leopard Racing	HONDA	9'09.916	144.3	10 laps
Not started								
		70 Joshua WHATLEY	GBR	VisionTrack Racing Team	HONDA			

The results are provisional until the end of the limit for protest and appeals.

Time limit for protest expires 30' after publication of the results - Time:

These data/results cannot be reproduced, stored and/or transmitted in whole or in part by any manner of electronic, mechanical, photocopying, recording, broadcasting or otherwise now known or herein after developed without the previous express consent by the copyright owner, except for reproduction in daily press and regular printed publications on sale to the public within 60 days of the event related to those data/results and always provided that copyright symbol appears together as follows below.

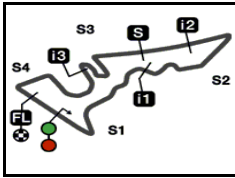
© DORNA, 2023

Official MotoGP Timing by TISSOT
www.motogp.com

Austin, Sunday, April 16, 2023

Page 1 of 2






5513 m.

RED BULL GRAND PRIX OF THE AMERICAS

Race

Classification after 14 laps = 77.182 km

29

Pos	 Rider	Nation	Team	Motorcycle	Total Time	Km/h	Gap
-----	---	--------	------	------------	------------	------	-----

Race condition: Dry

Air: 17°

Humidity: 39%

Ground: 30°

Pole Position:

Jaume MASIA

2'16.250

145.6 Km/h

Fastest Lap:

Lap 7

Ivan ORTOLÁ

2'16.356

145.5 Km/h

Best Race Lap:

2017

Aron CANET

2'15.583

146.3 Km/h

All Time Lap Record:

2017

Aron CANET

2'14.644

147.4 Km/h

10:45'00

11:00'00

11:02'27 Joshua WHATLEY

11:03'31

11:03'32 Joshua WHATLEY

11:06'09 **Romano FENATI**11:06'16 **Romano FENATI**11:10'03 **Romano FENATI**

11:13'28 Tatsuki SUZUKI

11:16'20 Syarifuddin AZMAN

11:17'41 Matteo BERTELLE

11:30'21 Ayumu SASAKI

11:30'48 Ayumu SASAKI

11:31'39 Ayumu SASAKI

11:36'11 David MUÑOZ

11:36'18 Stefano NEPA

SIGHTING LAP START**WARM UP LAP START**

crashed out on warm up lap

RACE START

did not start

jump start**double long lap penalty****double long lap penalty - COMPLETED**

crashed out - Rider OK

crashed out - Rider OK

crashed out - Rider OK

crashed out - Rider OK

re-joined race

entered pits and retired

crashed out - Rider OK

crashed out - Rider OK

The results are provisional until the end of the limit for protest and appeals.

Time limit for protest expires 30' after publication of the results - Time:

These data/results cannot be reproduced, stored and/or transmitted in whole or in part by any manner of electronic, mechanical, photocopying, recording, broadcasting or otherwise now known or herein after developed without the previous express consent by the copyright owner, except for reproduction in daily press and regular printed publications on sale to the public within 60 days of the event related to those data/results and always provided that copyright symbol appears together as follows below.

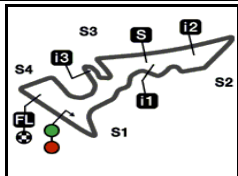
© DORNA, 2023

Official MotoGP Timing by TISSOT
www.motogp.com

Austin, Sunday, April 16, 2023

Page 2 of 2





5513 m.

RED BULL GRAND PRIX OF THE AMERICAS

World Championship Classification

30

Rider	Points	Leader	Previous	POR	ARG	AME	SPA	FRA	ITA	GER	NED	KAZ	GBR	AUT	CAT	RSM	IND	JPN	INA	AUS	THA	MAL	QAT	VAL
1 HOLGADO Daniel	SPA	49			25	13	11																	
2 MOREIRA Diogo	BRA	49	0	0	16	20	13																	
3 ARTIGAS Xavier	SPA	32	17	17	8	8	16																	
4 MASIA Jaume	SPA	31	18	1	11	-	20																	
5 SUZUKI Tatsuki	JPN	27	22	4	2	25	-																	
6 ORTOLÁ Ivan	SPA	25	24	2	-	0	25																	
7 MUÑOZ David	SPA	20	29	5	20	0	-																	
8 RUEDA José Antonio	SPA	19	30	1	13	0	6																	
9 NEPA Stefano	ITA	19	30	0	9	10	-																	
10 TOBA Kaito	JPN	19	30	0	5	9	5																	
11 SALVADOR David	SPA	18	31	1	3	6	9																	
12 MIGNO Andrea	ITA	16	33	2	-	16	0																	
13 ÖNCÜ Deniz	TUR	16	33	0	6	0	10																	
14 YAMANAKA Ryusei	JPN	14	35	2	0	7	7																	
15 OGDEN Scott	GBR	13	36	1	-	11	2																	
16 SASAKI Ayumu	JPN	10	39	3	10	-	-																	
17 ALONSO David	COL	10	39	0	-	2	8																	
18 KELSO Joel	AUS	7	42	3	7	-	-																	
19 VEIJER Collin	NED	7	42	0	4	0	3																	
20 AZMAN Syarifuddin	MAL	5	44	2	0	5	-																	
21 BERTELLE Matteo	ITA	4	45	1	0	4	-																	
22 AJI Mario	INA	4	45	0	0	-	4																	

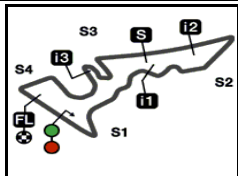
These data/results cannot be reproduced, stored and/or transmitted in whole or in part by any manner of electronic, mechanical, photocopying, recording, broadcasting or otherwise now known or herein after developed without the previous express consent by the copyright owner, except for reproduction in daily press and regular printed publications on sale to the public within 60 days of the event related to those data/results and always provided that copyright symbol appears together as follows below.
© DORNA, 2023

Official MotoGP Timing by 
www.motogp.com

Austin, Sunday, April 16, 2023

Page 1 of 3





5513 m.

RED BULL GRAND PRIX OF THE AMERICAS

World Championship Classification

30

Rider		Points	Leader	Previous	POR	ARG	AME	SPA	FRA	ITA	GER	NED	KAZ	GBR	AUT	CAT	RSM	IND	JPN	INA	AUS	THA	MAL	QAT	VAL
23 FENATI Romano	ITA	3	46	1	0	3	0																		
24 ROSSI Riccardo	ITA	2	47	1	1	-	1																		
25 WHATLEY Joshua	GBR	1	48	1	0	1	-																		
26 ALMANSA David	SPA	0	49	1	-	0	0																		
27 FURUSATO Taiyo	JPN	0	49	0	0	0	0																		
28 FARIOLI Filippo	ITA	0	49	0	-	0	0																		
29 CARRASCO Ana	SPA	0	49	0	0	0	0																		

Constructor		Points	Leader	Previous	POR	ARG	AME	SPA	FRA	ITA	GER	NED	KAZ	GBR	AUT	CAT	RSM	IND	JPN	INA	AUS	THA	MAL	QAT	VAL
1 KTM		70			25	20	25																		
2 HONDA		56	14	14	11	25	20																		
3 CFMOTO		32	38	24	8	8	16																		
4 GASGAS		15	55	17	-	7	8																		
5 HUSQVARNA		13	57	2	10	-	3																		

Team		Points	Leader	Previous	POR	ARG	AME	SPA	FRA	ITA	GER	NED	KAZ	GBR	AUT	CAT	RSM	IND	JPN	INA	AUS	THA	MAL	QAT	VAL
1 LEOPARD RACING		58			13	25	20																		
2 MT HELMETS - MSI		54	4	4	16	25	13																		
3 RED BULL KTM TECH3		49	9	5	25	13	11																		
4 ANGELUSS MTA TEAM		44	14	5	9	10	25																		
5 CFMOTO RACING PRUESTELGP		39	19	5	15	8	16																		
6 RED BULL KTM AJO		35	23	4	19	-	16																		

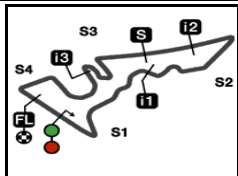
These data/results cannot be reproduced, stored and/or transmitted in whole or in part by any manner of electronic, mechanical, photocopying, recording, broadcasting or otherwise now known or herein after developed without the previous express consent by the copyright owner, except for reproduction in daily press and regular printed publications on sale to the public within 60 days of the event related to those data/results and always provided that copyright symbol appears together as follows below.
© DORNA, 2023

Official MotoGP Timing by TISSOT
www.motogp.com

Austin, Sunday, April 16, 2023

Page 2 of 3





RED BULL GRAND PRIX OF THE AMERICAS

30

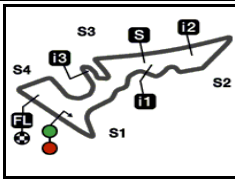
5513 m.

World Championship Classification

Team	Points	Leader	Previous	POR	ARG	AME	SPA	FRA	ITA	GER	NED	KAZ	GBR	AUT	CAT	RSM	IND	JPN	INA	AUS	THA	MAL	QAT	VAL
7 CIP GREEN POWER	34	24	1	3	22	9																		
8 VALRESA GASGAS ASPAR M3	24	34	10	-	9	15																		
9 SIC58 SQUADRA CORSE	21	37	3	6	9	6																		
10 BOE MOTORSPORTS	20	38	1	20	-	-																		
11 LIQUI MOLY HUSQVARNA INTACT GP	17	41	3	14	-	3																		
12 VISIONTRACK RACING TEAM	14	44	3	-	12	2																		
13 RIVACOLD SNIPERS TEAM	7	51	7	-	7	-																		
14 HONDA TEAM ASIA	4	54	3	-	-	4																		

These data/results cannot be reproduced, stored and/or transmitted in whole or in part by any manner of electronic, mechanical, photocopying, recording, broadcasting or otherwise now known or herein after developed without the previous express consent by the copyright owner, except for reproduction in daily press and regular printed publications on sale to the public within 60 days of the event related to those data/results and always provided that copyright symbol appears together as follows below.
© DORNA, 2023





5513 m.

RED BULL GRAND PRIX OF THE AMERICAS
Race
Lap Chart

31

Pos	1	2	3	4	5	6	7	8	9	10	11	12	13	14	15	16	17	18	19	20	21	22	23	24	25	26	27	28
Grid	5	71	48	10	96	82	6	18	43	24	99	38	55	53	27	44	54	63	72	7	95	80	19	16	64	22	70	92



1	71	5	10	82	96	6	43	24	18	38	99	53	44	55	80	27	63	48	95	7	54	64	72	19	16	92	22
2	71	5	10	96	82	43	6	24	18	38	53	99	44	48	80	27	63	95	54	7	19	64	72	55	16	92	22
3	71	5	10	96	43	82	24	6	38	48	18	80	44	99	53	27	95	54	63	7	19	64	72	16	92	22	55
4	71	5	10	96	43	24	82	6	48	38	44	80	53	99	18	54	27	95	63	19	7	64	72	16	92	55	22
5	71	5	10	96	43	48	6	82	44	38	80	53	99	18	54	27	95	19	63	64	7	16	72	92	55	22	
6	71	5	10	96	43	48	6	44	82	38	80	99	53	18	27	54	95	64	19	16	7	72	92	55	22		
7	71	5	10	96	48	43	6	44	82	38	99	80	53	27	54	95	64	19	7	16	72	55	92	22			
8	71	5	10	96	48	43	6	99	82	38	44	80	53	27	95	54	64	19	7	16	55	72	92	22			
9	71	5	10	48	96	43	99	6	38	80	82	53	44	27	95	64	19	54	55	16	7	72	92	22			
10	71	5	48	10	43	96	6	38	99	80	53	44	82	27	95	64	54	19	55	16	7	72	92	22			
L	11	5	71	48	10	43	96	6	38	80	99	53	44	82	27	95	64	54	19	55	7	92	16	72	22		
a	12	48	10	43	96	5	38	80	6	44	53	82	99	27	95	54	64	19	55	7	92	72	16	22	71		
P	13	48	43	5	10	96	6	80	38	53	44	82	99	27	95	19	54	64	55	92	16	7	72	22			
S	14	48	5	43	10	96	53	38	80	6	99	27	64	95	19	54	55	92	7	16	72	22					

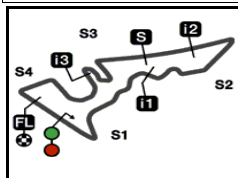
Winner Lapped rider

These data/results cannot be reproduced, stored and/or transmitted in whole or in part by any manner of electronic, mechanical, photocopying, recording, broadcasting or otherwise now known or herein after developed without the previous express consent by the copyright owner, except for reproduction in daily press and regular printed publications on sale to the public within 60 days of the event related to those data/results and always provided that copyright symbol appears together as follows below.
 © DORNA, 2023

Official MotoGP Timing by TISSOT
 www.motogp.com

Austin, Sunday, April 16, 2023






5513 m.

RED BULL GRAND PRIX OF THE AMERICAS

Race

Fastest Lap of Each Rider

32

	Rider	Nation	Team	Motorcycle	Time	Lap Total	Gap
1	48 Ivan ORTOLÁ	SPA	Angeluss MTA Team	KTM	2'16.356	7 14	
2	71 Ayumu SASAKI	JPN	Liqui Moly Husqvarna Intact GP	HUSQVARNA	2'16.456	4 12	0.100 0.100
3	5 Jaume MASIA	SPA	Leopard Racing	HONDA	2'16.517	4 14	0.161 0.061
4	43 Xavier ARTIGAS	SPA	CFMOTO Racing PruestelGP	CFMOTO	2'16.568	4 14	0.212 0.051
5	24 Tatsuki SUZUKI	JPN	Leopard Racing	HONDA	2'16.574	4 4	0.218 0.006
6	96 Daniel HOLGADO	SPA	Red Bull KTM Tech3	KTM	2'16.615	4 14	0.259 0.041
7	10 Diogo MOREIRA	BRA	MT Helmets - MSI	KTM	2'16.672	4 14	0.316 0.057
8	99 José Antonio RUEDA	SPA	Red Bull KTM Ajo	KTM	2'16.754	6 14	0.398 0.082
9	44 David MUÑOZ	SPA	BOE Motorsports	KTM	2'16.787	4 13	0.431 0.033
10	80 David ALONSO	COL	Valresa GASGAS Aspar M3	GASGAS	2'16.822	3 14	0.466 0.035
11	53 Deniz ÖNCÜ	TUR	Red Bull KTM Ajo	KTM	2'16.883	4 14	0.527 0.061
12	18 Matteo BERTELLE	ITA	Rivacold Snipers Team	HONDA	2'16.954	5 6	0.598 0.071
13	38 David SALVADOR	SPA	CIP Green Power	KTM	2'16.978	3 14	0.622 0.024
14	19 Scott OGDEN	GBR	VisionTrack Racing Team	HONDA	2'17.089	4 14	0.733 0.111
15	82 Stefano NEPA	ITA	Angeluss MTA Team	KTM	2'17.169	4 13	0.813 0.080
16	6 Ryusei YAMANAKA	JPN	Valresa GASGAS Aspar M3	GASGAS	2'17.171	5 14	0.815 0.002
17	54 Riccardo ROSSI	ITA	SIC58 Squadra Corse	HONDA	2'17.285	4 14	0.929 0.114
18	27 Kaito TOBA	JPN	SIC58 Squadra Corse	HONDA	2'17.398	13 14	1.042 0.113
19	64 Mario AJI	INA	Honda Team Asia	HONDA	2'17.427	9 14	1.071 0.029
20	63 Syarifuddin AZMAN	MAL	MT Helmets - MSI	KTM	2'17.446	4 5	1.090 0.019
21	16 Andrea MIGNO	ITA	CIP Green Power	KTM	2'17.496	4 14	1.140 0.050
22	95 Collin VEIJER	NED	Liqui Moly Husqvarna Intact GP	HUSQVARNA	2'17.699	10 14	1.343 0.203
23	55 Romano FENATI	ITA	Rivacold Snipers Team	HONDA	2'17.711	4 14	1.355 0.012
24	7 Filippo FARIOLI	ITA	Red Bull KTM Tech3	KTM	2'17.811	3 14	1.455 0.100
25	72 Taiyo FURUSATO	JPN	Honda Team Asia	HONDA	2'17.948	4 14	1.592 0.137
26	92 David ALMANSA	SPA	CFMOTO Racing PruestelGP	CFMOTO	2'18.053	10 14	1.697 0.105
27	22 Ana CARRASCO	SPA	BOE Motorsports	KTM	2'18.932	3 14	2.576 0.879

These data/results cannot be reproduced, stored and/or transmitted in whole or in part by any manner of electronic, mechanical, photocopying, recording, broadcasting or otherwise now known or herein after developed without the previous express consent by the copyright owner, except for reproduction in daily press and regular printed publications on sale to the public within 60 days of the event related to those data/results and always provided that copyright symbol appears together as follows below.

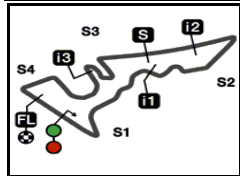
© DORNA, 2023

Official MotoGP Timing by TISSOT
www.motogp.com

Austin, Sunday, April 16, 2023

motoEJ™





5513 m.

RED BULL GRAND PRIX OF THE AMERICAS

After the Race

Event Best Maximum Speed

33



Rider	Nation	Team	Motorcycle	Km/h	
63 Syarifuddin AZMAN	MAL	MT Helmets - MSI	KTM	247.1	Race
80 David ALONSO	COL	Valresa GASGAS Aspar M3	GASGAS	244.3	Race
43 Xavier ARTIGAS	SPA	CFMOTO Racing PruestelGP	CFMOTO	243.7	Race
5 Jaume MASIA	SPA	Leopard Racing	HONDA	243.7	Race
54 Riccardo ROSSI	ITA	SIC58 Squadra Corse	HONDA	243.2	Race
27 Kaito TOBA	JPN	SIC58 Squadra Corse	HONDA	242.6	Race
10 Diogo MOREIRA	BRA	MT Helmets - MSI	KTM	242.6	Race
99 José Antonio RUEDA	SPA	Red Bull KTM Ajo	KTM	242.1	Race
6 Ryusei YAMANAKA	JPN	Valresa GASGAS Aspar M3	GASGAS	242.1	Race
24 Tatsuki SUZUKI	JPN	Leopard Racing	HONDA	242.1	Race
92 David ALMANSA	SPA	CFMOTO Racing PruestelGP	CFMOTO	242.1	Race
22 Ana CARRASCO	SPA	BOE Motorsports	KTM	241.6	Race
82 Stefano NEPA	ITA	Angeluss MTA Team	KTM	241.6	Race
48 Ivan ORTOLÁ	SPA	Angeluss MTA Team	KTM	241.6	Race
18 Matteo BERTELLE	ITA	Rivacold Snipers Team	HONDA	241.0	Race
16 Andrea MIGNO	ITA	CIP Green Power	KTM	241.0	Race
38 David SALVADOR	SPA	CIP Green Power	KTM	241.0	Race
53 Deniz ÖNCÜ	TUR	Red Bull KTM Ajo	KTM	241.0	Race
71 Ayumu SASAKI	JPN	Liqui Moly Husqvarna Intact GP	HUSQVARNA	241.0	Practice Nr. 2
96 Daniel HOLGADO	SPA	Red Bull KTM Tech3	KTM	241.0	Race
44 David MUÑOZ	SPA	BOE Motorsports	KTM	240.5	Race
95 Collin VEIJER	NED	Liqui Moly Husqvarna Intact GP	HUSQVARNA	240.5	Race
7 Filippo FARIOLI	ITA	Red Bull KTM Tech3	KTM	240.0	Race
72 Taiyo FURUSATO	JPN	Honda Team Asia	HONDA	239.4	Race
19 Scott OGDEN	GBR	VisionTrack Racing Team	HONDA	239.4	Race
55 Romano FENATI	ITA	Rivacold Snipers Team	HONDA	239.4	Race
64 Mario AJI	INA	Honda Team Asia	HONDA	235.8	Race
70 Joshua WHATLEY	GBR	VisionTrack Racing Team	HONDA	233.2	Practice Nr. 1

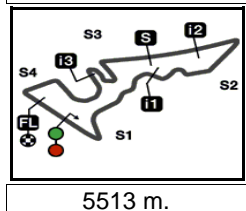
These data/results cannot be reproduced, stored and/or transmitted in whole or in part by any manner of electronic, mechanical, photocopying, recording, broadcasting or otherwise now known or herein after developed without the previous express consent by the copyright owner, except for reproduction in daily press and regular printed publications on sale to the public within 60 days of the event related to those data/results and always provided that copyright symbol appears together as follows below.

© DORNA, 2023

Official MotoGP Timing by TISSOT
www.motogp.com

Austin, Sunday, April 16, 2023





5513 m.

RED BULL GRAND PRIX OF THE AMERICAS

Race

Chronological Analysis of Performances

34

* Lap / Sector time cancelled

T1 Time from finish line to 1st intermediate

T3 Time from 2nd intermed. to 3rd intermed.

P Crossing the finish line in pit lane

T2 Time from 1st intermed. to 2nd intermed.

T4 Time from 3rd intermediate to finish line

Lap	Lap Time	T1	T2	T3	T4	Speed	Lap	Lap Time	T1	T2	T3	T4	Speed	
1st	48	Ivan ORTOLÁ Angeluss MTA Team SPA						11	2'16.981	38.362	33.541	34.425	30.653	242.1
		Runs=1	Total laps=14	Full laps=13	Valid laps=11		12	2'17.795	38.786	33.734	34.552	30.723	242.1	
1	2'21.003	41.519	34.218	34.924	30.342	241.6	13	2'17.933	38.745	34.128	34.381	30.679	243.7	
2	2'16.507	38.346	33.340	34.429	30.392	233.2	14	2'18.342	38.486	34.490	34.671	30.695	230.7	
3	2'16.539	38.333	33.709	34.143	30.354	237.3	4th	10	Diogo MOREIRA MT Helmets - MSI BRA					
4	2'16.557	38.021	33.768	34.439	30.329	239.4			Runs=1	Total laps=14	Full laps=13	Valid laps=11		
5	2'16.537 *	38.287	33.486*	34.307	30.457	235.2	1	2'18.218	38.790	33.630	34.751	31.047	232.2	
6	2'16.479	38.236	33.445	34.334	30.464	237.8	2	2'17.349	38.632	33.672	34.362	30.683	241.6	
7	2'16.356	38.193	33.547	34.332	30.284	240.5	3	2'17.016	38.558	33.509	34.443	30.506	240.0	
8	2'16.917	38.498	33.523	34.417	30.479	239.4	4	2'16.672	38.390	33.430	34.262	30.590	241.6	
9	2'16.609	38.328	33.414	34.384	30.483	241.0	5	2'16.802	38.269	33.468	34.472	30.593	241.0	
10	2'16.516	38.240	33.378	34.346	30.552	239.4	6	2'16.769	38.403	33.565	34.251	30.550	241.0	
11	2'17.214	38.591	33.459	34.531	30.633	238.4	7	2'16.717 *	38.543	33.447	34.276	30.451*	241.6	
12	2'17.786	38.835	33.546	34.677	30.728	240.0	8	2'17.027	38.635	33.486	34.378	30.528	242.6	
13	2'18.111 *	38.908	33.963*	34.467	30.773	233.7	9	2'16.793	38.501	33.442	34.271	30.579	240.5	
14	2'17.931	38.796	34.172	34.357	30.606	236.3	10	2'17.044 *	38.572	33.455*	34.357	30.660	241.6	
2nd	5	Jaume MASIA Leopard Racing SPA						11	2'17.014	38.413	33.518	34.428	30.655	242.6
		Runs=1	Total laps=14	Full laps=13	Valid laps=12		12	2'17.835	38.806	33.745	34.521	30.763	242.6	
1	2'18.044	39.077	33.658	34.561	30.748	241.0	13	2'18.355	38.908	33.961	34.636	30.850	241.6	
2	2'17.277	38.610	33.611	34.386	30.670	236.8	14	2'18.018	38.555	33.828	34.630	31.005	235.2	
3	2'16.940	38.665	33.521	34.356	30.398	238.9	5th	96	Daniel HOLGADO Red Bull KTM Tech3 SPA					
4	2'16.517	38.535	33.416	34.245	30.321	237.3			Runs=1	Total laps=14	Full laps=13	Valid laps=13		
5	2'16.900	38.511	33.486	34.489	30.414	236.3	1	2'18.472	39.229	33.661	34.835	30.747	238.9	
6	2'16.889	38.603	33.488	34.300	30.498	235.8	2	2'17.268	38.611	33.699	34.484	30.474	240.5	
7	2'16.632 *	38.614	33.381	34.346	30.291*	236.8	3	2'16.988	38.470	33.613	34.399	30.506	240.5	
8	2'17.088	38.855	33.419	34.428	30.386	238.4	4	2'16.615	38.326	33.482	34.300	30.507	241.0	
9	2'16.706	38.550	33.368	34.412	30.376	237.8	5	2'16.852	38.304	33.458	34.514	30.576	240.0	
10	2'16.890	38.481	33.383	34.423	30.603	238.4	6	2'16.797	38.374	33.549	34.382	30.492	240.0	
11	2'17.030	38.571	33.371	34.457	30.631	240.5	7	2'16.766	38.462	33.489	34.347	30.468	240.5	
12	2'19.658	38.879	33.497	36.579	30.703	233.7	8	2'17.003	38.582	33.561	34.367	30.493	241.0	
13	2'16.892	38.375	33.490	34.432	30.595	243.7	9	2'17.025	38.637	33.471	34.396	30.521	240.5	
14	2'18.056	38.572	34.222	34.465	30.797	231.2	10	2'17.027	38.365	33.474	34.649	30.539	240.5	
3rd	43	Xavier ARTIGAS CFMOTO Racing Pru SPA						11	2'16.960	38.385	33.580	34.430	30.565	239.4
		Runs=1	Total laps=14	Full laps=13	Valid laps=13		12	2'17.716	38.669	33.819	34.531	30.697	241.0	
1	2'18.787	39.533	33.835	34.797	30.622	241.6	13	2'18.319	38.780	34.104	34.791	30.644	240.0	
2	2'17.162	38.582	33.653	34.387	30.540	242.6	14	2'17.911	38.478	34.026	34.870	30.537	233.2	
3	2'17.016	38.476	33.662	34.334	30.544	240.5	6th	53	Deniz ÖNCÜ Red Bull KTM Ajo TUR					
4	2'16.568	38.295	33.494	34.293	30.486	241.6			Runs=1	Total laps=14	Full laps=13	Valid laps=12		
5	2'16.877	38.333	33.546	34.415	30.583	240.0	1	2'19.739	40.463	33.886	34.710	30.680	240.5	
6	2'16.839	38.376	33.489	34.515	30.459	241.6	2	2'17.244	38.683	33.435	34.560	30.566	240.0	
7	2'16.970	38.376	33.556	34.341	30.697	241.6	3	2'18.196	38.601	34.664	34.476	30.455	240.0	
8	2'16.995	38.489	33.548	34.391	30.567	241.0	4	2'16.883	38.414	33.589	34.486	30.394	240.5	
9	2'16.757	38.363	33.526	34.361	30.507	242.1	5	2'17.160	38.409	33.900	34.348	30.503	238.9	
10	2'16.598	38.299	33.469	34.303	30.527	243.7								

Fastest Lap: Ivan ORTOLÁ Angeluss MTA Team SPA **2'16.356** 38.193 33.547 34.332 30.284

These data/results cannot be reproduced, stored and/or transmitted in whole or in part by any manner of electronic, mechanical, photocopying, recording, broadcasting or otherwise now known or herein after developed without the previous express consent by the copyright owner, except for reproduction in daily press and regular printed publications on sale to the public within 60 days of the event related to those data/results and always provided that copyright symbol appears together as follows below.
© DORNA, 2023

Race

Moto3

Lap	Lap Time	T1	T2	T3	T4	Speed	Lap	Lap Time	T1	T2	T3	T4	Speed
6	2'17.224	38.757	33.438	34.484	30.545	239.4	11	2'17.826	38.725	33.842	34.461	30.798	234.7
7	2'17.222	38.420	33.546	34.558	30.698	240.5	12	2'19.054	39.257	33.870	34.893	31.034	235.8
8	2'17.931	38.546	33.684	34.995	30.706	241.0	13	2'18.767	39.122	33.854	34.820	30.971	232.7
9	2'17.661	38.682	33.705	34.656	30.618	239.4	14	2'19.357	39.706	34.020	34.813	30.818	241.6
10	2'17.619	38.485	33.620	34.664	30.850	240.5	10th 99 José Antonio RUED Red Bull KTM Ajo SPA						
11	2'17.873	38.661	33.805	34.614	30.793	240.0	Runs=1 Total laps=14 Full laps=13 Valid laps=13						
12	2'18.426	39.149	33.825	34.599	30.853	240.0	1	2'19.650	40.187	33.852	34.835	30.776	242.1
13	2'18.752	39.118	33.983	34.828	30.823	240.0	2	2'17.570	38.606	33.786	34.712	30.466	240.0
14	2'18.625 *	39.066	33.915	34.483	31.161*	238.4	3	2'17.824	38.810	34.012	34.513	30.489	240.0
7th 38 David SALVADOR CIP Green Power SPA							4	2'17.404	38.415	33.835	34.701	30.453	240.5
Runs=1 Total laps=14 Full laps=13 Valid laps=12							5	2'16.922	38.393	33.671	34.396	30.462	238.9
1	2'19.229	39.944	33.866	34.863	30.556	240.5	6	2'16.754	38.349	33.394	34.406	30.605	238.9
2	2'17.509	38.829	33.515	34.558	30.607	240.5	7	2'17.087	38.349	33.506			240.5
3	2'16.978	38.491	33.516	34.452	30.519	238.9	8	2'17.122	38.445	33.790	34.376	30.511	240.5
4	2'17.211	38.580	33.736	34.394	30.501	240.5	9	2'17.699	38.803	33.793	34.479	30.624	234.2
5	2'17.650	38.595	33.530	34.732	30.793	238.9	10	2'18.341	38.574	33.803	35.055	30.909	237.3
6	2'17.171	38.517	33.463	34.612	30.579	240.5	11	2'18.378	38.780	33.973			241.0
7	2'17.379	38.597	33.542	34.703	30.537	240.5	12	2'18.816	39.470	33.702	34.977	30.667	240.0
8	2'17.986	38.812	33.727	34.870	30.577	241.0	13	2'18.780	39.008	34.015			240.5
9	2'17.337 *	38.716	33.655	34.468	30.498*	240.0	14	2'18.800	39.189	33.948			240.5
10	2'17.720	38.522	33.672	34.678	30.848	241.0	11th 27 Kaito TOBA SIC58 Squadra Corse JPN						
11	2'18.012	38.822	33.774	34.464	30.952	240.0	Runs=1 Total laps=14 Full laps=13 Valid laps=12						
12	2'18.473	39.200	33.716	34.589	30.968	238.9	1	2'20.683	40.600	34.304	34.997	30.782	242.6
13	2'19.204	39.193	34.154	34.536	31.321	237.8	2	2'18.273	38.780	33.953	34.830	30.710	241.6
14	2'18.750	39.036	33.836	34.388	31.490	234.2	3	2'17.522	38.762	33.713	34.533	30.514	236.8
8th 80 David ALONSO Valresa GASGAS Asp COL							4	2'18.536 *	38.482	33.630	35.298	31.126*	238.4
Runs=1 Total laps=14 Full laps=13 Valid laps=13							5	2'18.525	39.036	33.844	34.855	30.790	237.3
1	2'20.507	40.936	34.063	34.696	30.812	244.3	6	2'18.142	38.698	33.754	34.965	30.725	233.7
2	2'17.323	38.482	33.675	34.717	30.449	235.8	7	2'17.807	38.895	33.653	34.719	30.540	234.2
3	2'16.822	38.331	33.755	34.310	30.426	239.4	8	2'18.116	38.595	33.822	34.954	30.745	233.7
4	2'17.253	38.609	33.674	34.550	30.420	243.2	9	2'17.647	38.638	33.620	34.820	30.569	233.2
5	2'17.095	38.500	33.579	34.439	30.577	238.9	10	2'17.699	38.588	33.757	34.784	30.570	234.2
6	2'16.978	38.338	33.473	34.606	30.561	241.6	11	2'17.884	38.676	33.886	34.750	30.572	235.8
7	2'17.491	38.691	33.567	34.620	30.613	243.2	12	2'17.653	38.723	33.684	34.773	30.473	236.3
8	2'17.950	38.522	33.752	35.062	30.614	243.7	13	2'17.398	38.479	33.627	34.603	30.689	235.8
9	2'17.388	38.549	33.561	34.732	30.546	244.3	14	2'17.607	38.514	33.700	34.682	30.711	235.2
10	2'17.756	38.450	33.647	34.758	30.901	241.6	12th 64 Mario AJI Honda Team Asia INA						
11	2'17.803	38.725	33.794	34.424	30.860	243.2	Runs=1 Total laps=14 Full laps=13 Valid laps=13						
12	2'18.441	39.110	33.790	34.757	30.784	242.6	1	2'22.208	41.613	34.751	34.846	30.998	235.8
13	2'18.990	39.125	34.220	34.769	30.876	241.6	2	2'18.735	39.197	34.132	34.746	30.660	232.2
14	2'18.928	39.297	33.910	34.533	31.188	241.6	3	2'17.773	38.774	33.865	34.553	30.581	232.7
9th 6 Ryusei YAMANAKA Valresa GASGAS Asp JPN							4	2'17.705	38.851	33.823	34.473	30.558	231.7
Runs=1 Total laps=14 Full laps=13 Valid laps=12							5	2'18.013	38.913	33.898	34.627	30.575	228.8
1	2'18.547	39.390	33.743	34.780	30.634	238.9	6	2'17.940	38.639	33.855	34.789	30.657	233.2
2	2'17.623	38.671	33.745	34.687	30.520	242.1	7	2'18.289	38.766	33.835	34.970	30.718	231.2
3	2'17.447	38.349	33.815	34.740	30.543	242.1	8	2'17.960	38.795	33.724	34.749	30.692	228.8
4	2'16.895 *	38.278	33.847*	34.404	30.366	241.0	9	2'17.427	38.629	33.737	34.588	30.473	232.7
5	2'17.171	38.774	33.467	34.359	30.571	240.0	10	2'17.692	38.652	33.680	34.610	30.750	230.7
6	2'17.234	38.544	33.573	34.547	30.570	236.8	11	2'17.853	38.435	33.782	34.728	30.908	231.7
7	2'17.432	38.671	33.661	34.574	30.526	234.7	12	2'18.174	38.630	33.709	35.010	30.825	232.2
8	2'17.867	38.860	33.751	34.664	30.592	231.7	13	2'18.627	39.098	33.823	34.792	30.914	235.2
9	2'17.999	39.034	33.843	34.640	30.482	238.4	14	2'18.455	38.772	33.769	34.789	31.125	232.7
10	2'17.818	38.523	33.775	34.621	30.899	239.4							

Fastest Lap: Ivan ORTOLÁ Anqeluss MTA Team SPA 2'16.356 38.193 33.547 34.332 30.284

These data/results cannot be reproduced, stored and/or transmitted in whole or in part by any manner of electronic, mechanical, photocopying, recording, broadcasting or otherwise now known or herein after developed without the previous express consent by the copyright owner, except for reproduction in daily press and regular printed publications on sale to the public within 60 days of the event related to those data/results and always provided that copyright symbol appears together as follows below.
© DORNA, 2023

Race

Moto3

Lap	Lap Time	T1	T2	T3	T4	Speed	Lap	Lap Time	T1	T2	T3	T4	Speed	
13th	95	Collin VEIJER					Liqui Moly Husqvarna NED	4	2'17.711	38.576	33.760	34.640	30.735	230.7
		Runs=1	Total laps=14	Full laps=13	Valid laps=13		5	2'18.073	38.712	33.795	34.806	30.760	230.2	
1	2'21.350	41.174	34.293	35.052	30.831	240.5	6	2'18.420	38.563	33.799	34.848	31.210	232.7	
2	2'18.036	38.741	33.763	34.838	30.694	239.4	7	2'18.351	39.009	33.750	34.764	30.828	230.7	
3	2'17.963	38.769	33.926	34.645	30.623	240.5	8	2'18.107	38.560	33.787	35.033	30.727	236.8	
4	2'17.741	38.474	33.567	34.952	30.748	237.8	9	2'18.219	38.869	33.798	34.800	30.752	237.8	
5	2'18.878	38.735	34.342	35.006	30.795	238.4	10	2'18.621 *	38.737	33.940	34.893	31.051*	229.2	
6	2'18.292	38.662	33.911	34.884	30.835	238.4	11	2'18.464	38.631	34.195	34.803	30.835	229.7	
7	2'18.173	38.723	33.746	34.876	30.828	238.4	12	2'19.048	38.850	34.083	35.097	31.018	235.8	
8	2'17.743	38.749	33.601	34.708	30.685	237.8	13	2'18.810	38.889	33.974	35.045	30.902	228.8	
9	2'17.702	38.667	33.564	34.778	30.693	236.8	14	2'18.651	38.846	33.846	34.928	31.031	228.3	
10	2'17.699	38.547	33.627	34.820	30.705	238.4								
11	2'17.843	38.441	33.712	34.852	30.838	238.9	17th	92	David ALMANSA					CFMOTO Racing Pru SPA
12	2'18.001	38.573	33.683	34.918	30.827	238.9			Runs=1	Total laps=14	Full laps=13	Valid laps=12		
13	2'18.408	38.669	33.875	34.869	30.995	236.3	1	2'23.327	41.918	34.631	34.968	31.810	242.1	
14	2'19.200	38.801	33.733	35.096	31.570	235.2	2	2'19.147	39.239	34.041	34.957	30.910	240.0	
							3	2'18.178	38.770	33.815	34.797	30.796	236.8	
14th	19	Scott OGDEN					VisionTrack Racing T GBR	4	2'18.109	38.624	33.745	34.790	30.950	235.8
		Runs=1	Total laps=14	Full laps=13	Valid laps=13		5	2'18.338	39.028	33.788	34.725	30.797	234.2	
1	2'22.370	41.474	34.688	35.224	30.984	237.8	6	2'19.227	39.172	33.938	34.931	31.186	233.2	
2	2'18.454	39.218	34.076	34.507	30.653	238.4	7	2'19.208	39.379	34.198	34.812	30.819	237.3	
3	2'17.770	38.778	33.757	34.659	30.576	234.7	8	2'18.764 *	39.045	34.009	34.829	30.881*	234.7	
4	2'17.089	38.330	33.473	34.545	30.741	234.7	9	2'18.424	39.064	33.719	34.812	30.829	236.3	
5	2'18.477	38.733	34.134	34.931	30.679	235.2	10	2'18.053	38.785	33.718	34.777	30.773	237.8	
6	2'18.291	38.725	33.882	34.881	30.803	234.2	11	2'18.376	38.875	33.715	35.005	30.781	241.0	
7	2'18.392	38.828	33.896	34.703	30.965	239.4	12	2'18.515	38.753	33.924	34.915	30.923	233.2	
8	2'18.000	38.800	33.782	34.904	30.514	236.8	13	2'18.741	39.195	33.949	34.719	30.878	235.8	
9	2'17.632	38.605	33.747	34.781	30.499	238.9	14	2'18.859	39.108	33.759	34.769	31.223	236.3	
10	2'18.218	38.928	33.773	34.964	30.553	234.7								
11	2'17.405	38.378	33.785	34.727	30.515	237.3	18th	7	Filippo FARIOLI					Red Bull KTM Tech3 ITA
12	2'17.897	38.504	33.760	35.003	30.630	238.9			Runs=1	Total laps=14	Full laps=13	Valid laps=11		
13	2'18.054	38.753	33.823	34.789	30.689	235.8	1	2'21.802	41.064	34.284	35.435	31.019	240.0	
14	2'19.192	38.712	33.875	34.947	31.658	232.2	2	2'18.787	39.544	33.959	34.541	30.743	238.4	
							3	2'17.811	38.906	33.574	34.561	30.770	237.8	
15th	54	Riccardo ROSSI					SIC58 Squadra Corse ITA	4	2'17.928	39.102	33.547	34.559	30.720	237.8
		Runs=1	Total laps=14	Full laps=13	Valid laps=12		5	2'18.338	38.906	33.628	34.894	30.910	238.4	
1	2'22.018	41.313	34.373	35.319	31.013	243.2	6	2'20.157 *	39.122	35.142	35.022	30.871*	232.2	
2	2'17.776 *	38.800	33.858*	34.504	30.614	238.4	7	2'18.842 *	39.390	33.674	34.817	30.961*	235.8	
3	2'17.828	38.584	33.876	34.760	30.608	241.6	8	2'18.811	39.272	33.598	35.071	30.870	231.7	
4	2'17.285	38.404	33.552	34.672	30.657	241.0	9	2'19.454	39.181	33.821	35.479	30.973	232.7	
5	2'18.514	38.759	33.970	34.868	30.917	230.7	10	2'18.351	38.984	33.626	34.832	30.909	238.4	
6	2'18.600	39.116	33.878	34.752	30.854	237.3	11	2'18.394	39.102	33.722	34.695	30.875	238.4	
7	2'18.017	38.792	33.745	34.720	30.760	236.8	12	2'18.947	38.936	33.503	35.108	31.400	234.7	
8	2'18.356	38.819	33.842	34.926	30.769	233.2	13	2'19.440	39.356	34.328	34.838	30.918	240.0	
9	2'18.306	38.683	33.742	35.014	30.867	237.8	14	2'18.401	38.761	33.691	34.923	31.026	240.0	
10	2'17.826	38.664	33.606	34.753	30.803	238.4								
11	2'17.443	38.493	33.696	34.506	30.748	238.4	19th	16	Andrea MIGNO					CIP Green Power ITA
12	2'17.778	38.536	33.674	34.579	30.989	241.6			Runs=1	Total laps=14	Full laps=13	Valid laps=13		
13	2'18.502	38.931	33.718	34.700	31.153	237.8	1	2'22.901	42.100	34.747	34.964	31.090	241.0	
14	2'19.027	38.777	33.711	34.663	31.876	237.8	2	2'19.029	39.019	34.075	35.058	30.877	241.0	
							3	2'18.140	38.741	33.713	34.817	30.869	241.0	
16th	55	Romano FENATI					Rivacold Snipers Tea ITA	4	2'17.496	38.670	33.523	34.585	30.718	238.9
		Runs=1	Total laps=14	Full laps=13	Valid laps=12		5	2'17.849	38.912	33.534	34.678	30.725	236.8	
1	2'20.405	40.260	33.961	35.256	30.928	239.4	6	2'19.184	38.859	34.382	35.011	30.932	231.7	
2	2'21.185	38.651	33.797	38.092	30.645	238.4	7	2'19.238	39.269	33.743	34.919	31.307	231.7	
3	2'20.830	38.625	33.956	37.592	30.657	237.8	8	2'19.123	39.319	33.680	35.283	30.841	236.3	

Fastest Lap: Ivan ORTOLÁ Anqeluss MTA Team SPA **2'16.356** 38.193 33.547 34.332 30.284

These data/results cannot be reproduced, stored and/or transmitted in whole or in part by any manner of electronic, mechanical, photocopying, recording, broadcasting or otherwise now known or herein after developed without the previous express consent by the copyright owner, except for reproduction in daily press and regular printed publications on sale to the public within 60 days of the event related to those data/results and always provided that copyright symbol appears together as follows below.
© DORNA, 2023

Race

Moto3

Lap	Lap Time	T1	T2	T3	T4	Speed	Lap	Lap Time	T1	T2	T3	T4	Speed
9	2'18.535	38.914	33.765	35.146	30.710	238.4	unfinished	39.220	34.021	34.765			240.0
10	2'18.641	39.142	33.668	34.859	30.972	235.8							
11	2'19.241	39.029	33.722	35.697	30.793	230.7	23rd	82	Stefano NEPA	Angeluss MTA Team	ITA		
12	2'18.595	38.736	33.712	35.373	30.774	234.2	Runs=1	Total laps=13	Full laps=12	Valid laps=11			
13	2'18.789	39.247	33.923	34.763	30.856	238.9	1	2'18.363	38.972	33.663	34.997	30.731	238.9
14	2'18.977	38.923	33.905	34.963	31.186	237.8	2	2'17.457	38.617	33.673	34.495	30.672	239.4
							3	2'17.397 *	38.460	33.945*	34.548	30.444	240.5
20th	72	Taiyo FURUSATO	Honda Team Asia	JPN			4	2'17.169	38.316	33.934	34.514	30.405	241.6
1	2'22.242	41.316	34.535	35.239	31.152	239.4	5	2'17.869	38.762	33.475	35.039	30.593	240.5
2	2'19.169	39.271	34.335	34.871	30.692	239.4	6	2'17.387	38.504	33.469	34.815	30.599	240.0
3	2'18.116	38.761	33.814	34.760	30.781	237.3	7	2'17.374	38.528	33.653	34.657	30.536	239.4
4	2'17.948	38.671	33.658	34.750	30.869	237.3	8	2'17.964	38.606	33.940	34.847	30.571	239.4
5	2'18.875	39.127	33.832	35.045	30.871	235.8	9	2'18.086	38.648	33.742	35.161	30.535	240.5
6	2'18.875	39.025	33.882	35.179	30.789	235.2	10	2'18.119	38.446	33.631	34.736	31.306	241.6
7	2'18.900	39.098	34.004	34.887	30.911	235.2	11	2'17.868	38.564	33.872	34.832	30.600	239.4
8	2'19.200	39.153	33.877	35.279	30.891	235.8	12	2'18.349	38.958	33.839	34.878	30.674	237.8
9	2'19.143	38.857	34.425	35.031	30.830	232.7	13	2'18.822	39.041	34.076	35.001	30.704	240.0
10	2'18.150	38.696	33.750	34.855	30.849	236.8	unfinished	38.978	34.058	34.683			241.0
11	2'19.006	39.135	33.979	34.883	31.009	237.8	24th	71	Ayumu SASAKI	Liqui Moly Husqvarna	JPN		
12	2'18.188	38.599	33.836	34.954	30.799	237.3	Runs=1	Total laps=12	Full laps=10	Valid laps=10			
13	2'19.440	39.188	34.359	35.050	30.843	235.2	1	2'17.880	38.883	33.605	34.470	30.922	235.8
14	2'18.723	38.694	33.863	34.977	31.189	237.3	2	2'17.230	38.644	33.533	34.469	30.584	236.3
							3	2'17.027	38.755	33.535	34.326	30.411	235.8
21st	22	Ana CARRASCO	BOE Motorsports	SPA			4	2'16.456	38.539	33.306	34.232	30.379	236.8
1	2'23.346	41.876	35.135	35.227	31.108	241.6	5	2'16.943	38.562	33.526	34.431	30.424	236.3
2	2'19.500	39.511	34.199	34.825	30.965	241.0	6	2'16.900	38.604	33.352	34.397	30.547	235.8
3	2'18.932	38.985	34.078	34.884	30.985	237.3	7	2'16.585	38.626	33.349	34.306	30.304	236.8
4	2'19.155	39.156	34.178	34.960	30.861	239.4	8	2'17.105	38.888	33.469	34.342	30.406	236.3
5	2'19.607	39.012	34.384	35.128	31.083	233.7	9	2'16.721	38.595	33.355	34.355	30.416	237.3
6	2'19.984	39.219	34.367	35.298	31.100	231.2	10	2'16.900	38.535	33.296	34.515	30.554	236.8
7	2'19.705	39.405	34.308	35.185	30.807	231.7	11	2'17.354	38.600	33.408	34.715	30.631	238.9
8	2'19.560	39.359	34.177	34.941	31.083	234.2	12	3'01.572 P	38.795	33.577	1'11.812	37.388	240.5
9	2'19.329	39.177	34.113	35.066	30.973	234.7	25th	18	Matteo BERTELLE	Rivacold Snipers Tea	ITA		
10	2'19.231	39.227	34.076	35.021	30.907	234.7	Runs=1	Total laps=6	Full laps=5	Valid laps=5			
11	2'19.110	39.271	34.128	34.916	30.795	235.8	1	2'19.103	39.807	34.119	34.530	30.647	241.0
12	2'19.333	39.159	34.037	35.134	31.003	237.3	2	2'17.482	38.760	33.552	34.545	30.625	239.4
13	2'19.593	39.382	34.142	35.002	31.067	235.8	3	2'17.962	38.862	33.993	34.565	30.542	234.7
14	2'20.617	39.456	34.293	35.330	31.538	234.7	4	2'18.100	38.890	33.810	34.618	30.782	240.0
							5	2'16.954	38.565	33.496	34.468	30.425	239.4
22nd	44	David MUÑOZ	BOE Motorsports	SPA			6	2'17.080	38.541	33.535	34.431	30.573	238.4
1	2'20.236	40.786	33.903	34.694	30.853	240.0	26th	63	Syarifuddin AZMAN	MT Helmets - MSI	MAL		
2	2'17.108	38.590	33.471	34.638	30.409	240.5	Runs=1	Total laps=5	Full laps=4	Valid laps=3			
3	2'17.422	38.492	34.144	34.423	30.363	239.4	1	2'20.919	40.882	34.203	34.990	30.844	247.1
4	2'16.787	38.470	33.511	34.383	30.423	240.5	2	2'18.107 *	38.838	33.784	34.393	31.092*	243.7
5	2'16.817	38.428	33.565	34.445	30.379	240.0	3	2'18.874	39.023	33.780	35.298	30.773	236.3
6	2'16.997	38.579	33.426	34.476	30.516	240.0	4	2'17.446	38.555	33.490	34.562	30.839	239.4
7	2'17.204 *	38.490	33.590	34.522	30.602*	238.9	5	2'18.935	39.155	33.730	35.095	30.955	237.3
8	2'18.679	38.880	33.886	35.283	30.630	237.3	unfinished	39.163					
9	2'18.208	38.944	33.865	34.821	30.578	238.4	27th	24	Tatsuki SUZUKI	Leopard Racing	JPN		
10	2'17.510	38.600	33.496	34.675	30.739	240.0	Runs=1	Total laps=4	Full laps=3	Valid laps=2			
11	2'17.851	38.449	34.032	34.747	30.623	239.4	1	2'18.958	39.640	33.931	34.732	30.655	241.0
12	2'18.208	38.978	33.620	34.764	30.846	240.0	2	2'17.386 *	38.561	33.682*	34.528	30.615	242.1
13	2'19.064	39.174	34.176	34.907	30.807	239.4	3	2'16.998	38.322	33.796	34.469	30.411	242.1

Fastest Lap: Ivan ORTOLÁ Angeluss MTA Team SPA **2'16.356** 38.193 33.547 34.332 30.284

These data/results cannot be reproduced, stored and/or transmitted in whole or in part by any manner of electronic, mechanical, photocopying, recording, broadcasting or otherwise now known or herein after developed without the previous express consent by the copyright owner, except for reproduction in daily press and regular printed publications on sale to the public within 60 days of the event related to those data/results and always provided that copyright symbol appears together as follows below.
© DORNA, 2023

Race

Moto3

Lap	Lap Time	T1	T2	T3	T4	Speed	Lap	Lap Time	T1	T2	T3	T4	Speed
4	2'16.574	38.209	33.707	34.218	30.440	238.9							

Fastest Lap: Ivan ORTOLÁ	Angeluss MTA Team	SPA	2'16.356	38.193	33.547	34.332	30.284
---------------------------------	-------------------	-----	-----------------	--------	--------	--------	--------

These data/results cannot be reproduced, stored and/or transmitted in whole or in part by any manner of electronic, mechanical, photocopying, recording, broadcasting or otherwise now known or herein after developed without the previous express consent by the copyright owner, except for reproduction in daily press and regular printed publications on sale to the public within 60 days of the event related to those data/results and always provided that copyright symbol appears together as follows below.
© DORNA, 2023

Official MotoGP Timing by **TISSOT**
www.motogp.com

Austin, Sunday, April 16, 2023



Num	Lap Time	Gap			
22	2'19.110	30.546	92	2'18.859	24.204
Lap 12			7	2'18.401	24.401
48	2'17.786		16	2'18.977	24.676
10	2'17.835	0.236	72	2'18.723	24.913
43	2'17.795	0.325	22	2'20.617	35.940
96	2'17.716	0.469			
5	2'19.658	1.551			
38	2'18.473	7.635			
80	2'18.441	7.787			
6	2'19.054	7.893			
44	2'18.208	8.007			
53	2'18.426	8.158			
82	2'18.349	8.382			
99	2'18.816	8.547			
27	2'17.653	13.467			
95	2'18.001	14.401			
54	2'17.778	14.727			
64	2'18.174	14.749			
19	2'17.897	14.975			
55	2'19.048	22.414			
7	2'18.947	22.602			
92	2'18.515	22.646			
72	2'18.188	22.792			
16	2'18.595	22.952			
22	2'19.333	31.772			
71	3'01.572	43.653			

Lap 13		
48	2'18.111	
43	2'17.933	0.147
5	2'16.892	0.332
10	2'18.355	0.480
96	2'18.319	0.677
6	2'18.767	8.549
80	2'18.990	8.666
38	2'19.204	8.728
53	2'18.752	8.799
44	2'19.064	8.960
82	2'18.822	9.093
99	2'18.780	9.216
27	2'17.398	12.754
95	2'18.408	14.698
19	2'18.054	14.918
54	2'18.502	15.118
64	2'18.627	15.265
55	2'18.810	23.113
92	2'18.741	23.276
16	2'18.789	23.630
7	2'19.440	23.931
72	2'19.440	24.121
22	2'19.593	33.254

Lap 14		
48	2'17.931	
5	2'18.056	0.457
43	2'18.342	0.558
10	2'18.018	0.567
96	2'17.911	0.657
53	2'18.625	9.493
38	2'18.750	9.547
80	2'18.928	9.663
6	2'19.357	9.975
99	2'18.800	10.085
27	2'17.607	12.430
64	2'18.455	15.789
95	2'19.200	15.967
19	2'19.192	16.179
54	2'19.027	16.214
55	2'18.651	23.833

Lapped rider

These data/results cannot be reproduced, stored and/or transmitted in whole or in part by any manner of electronic, mechanical, photocopying, recording, broadcasting or otherwise now known or herein after developed without the previous express consent by the copyright owner, except for reproduction in daily press and regular printed publications on sale to the public within 60 days of the event related to those data/results and always provided that copyright symbol appears together as follows below.

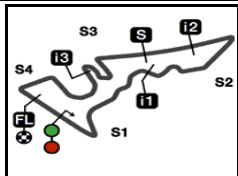
© DORNA, 2023

Official MotoGP Timing by TISSOT
www.motogp.com

Austin, Sunday, April 16, 2023

Page 2 of 2





5513 m.

RED BULL GRAND PRIX OF THE AMERICAS

Moto3™

2023 Rookie of the Year Classification

36

Rider	Nation	Points	Leader	Previous	POR	ARG	AME	SPA	FRA	ITA	GER	NED	KAZ	GBR	AUT	CAT	RSM	IND	JPN	INA	AUS	THA	MAL	QAT	VAI
1 RUEDA José Antonio	SPA	19			13	-	6																		
2 SALVADOR David	SPA	18	1	1	3	6	9																		
3 ALONSO David	COL	10	9	8	-	2	8																		
4 VEIJER Collin	NED	7	12	3	4	-	3																		
5 AZMAN Syarifuddin	MAL	5	14	2	-	5	-																		

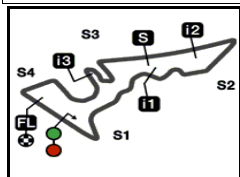
These data/results cannot be reproduced, stored and/or transmitted in whole or in part by any manner of electronic, mechanical, photocopying, recording, broadcasting or otherwise now known or herein after developed without the previous express consent by the copyright owner, except for reproduction in daily press and regular printed publications on sale to the public within 60 days of the event related to those data/results and always provided that copyright symbol appears together as follows below.

© DORNA, 2023

Official MotoGP Timing by 
www.motogp.com

Austin, Sunday, April 16, 2023



5513 m.

After the **RED BULL GRAND PRIX OF THE AMERICAS****Moto3™****2023 Riders Performance**

(Qualifying Position - Starting Position - Race Position)

37

Rider	Points	POR	ARG	AME	SPA	FRA	ITA	GER	NED	KAZ	GBR	AUT	CAT	RSM	IND	JPN	INA	AUS	THA	MAL	QAT	
1 HOLGADO Daniel	49	4	10	5																		
		4-1	10-4	5-5	-	-	-	-	-	-	-	-	-	-	-	-	-	-	-	-	-	-
2 MOREIRA Diogo	49	16	3	4																		
		16-3	3-2	4-4	-	-	-	-	-	-	-	-	-	-	-	-	-	-	-	-	-	-
3 ARTIGAS Xavier	32	7	15	9																		
		7-8	15-8	9-3	-	-	-	-	-	-	-	-	-	-	-	-	-	-	-	-	-	-
4 MASIA Jaume	31	9	5	1																		
		9-5	5-NC	1-2	-	-	-	-	-	-	-	-	-	-	-	-	-	-	-	-	-	-
5 SUZUKI Tatsuki	27	15	6	10																		
		15-14	6-1	10-NC	-	-	-	-	-	-	-	-	-	-	-	-	-	-	-	-	-	-
6 ORTOLÁ Ivan	25	5	4	3																		
		5-NC	4-19	3-1	-	-	-	-	-	-	-	-	-	-	-	-	-	-	-	-	-	-
7 MUÑOZ David	20	13	16	16																		
		13-2	16-16	16-NC	-	-	-	-	-	-	-	-	-	-	-	-	-	-	-	-	-	-
8 RUEDA José Antonio	19	2	13	11																		
		2-4	13-23	11-10	-	-	-	-	-	-	-	-	-	-	-	-	-	-	-	-	-	-
9 NEPA Stefano	19	10	14	6																		
		10-7	14-6	6-NC	-	-	-	-	-	-	-	-	-	-	-	-	-	-	-	-	-	-
10 TOBA Kaito	19	11	11	15																		
		11-11	11-7	15-11	-	-	-	-	-	-	-	-	-	-	-	-	-	-	-	-	-	-
11 SALVADOR David	18	18	22	12																		
		18-13	22-10	12-7	-	-	-	-	-	-	-	-	-	-	-	-	-	-	-	-	-	-
12 MIGNO Andrea	16		9	24																		
		-	9-3	24-19	-	-	-	-	-	-	-	-	-	-	-	-	-	-	-	-	-	-
13 ÖNCÜ Deniz	16	8	2	14																		
		28-10	2-24	14-6	-	-	-	-	-	-	-	-	-	-	-	-	-	-	-	-	-	-

NC=Not classified NL=Not finished first lap NP=Not started race re-start N2=Not finished first lap race re-start EX=Excluded NS=Not Started DS=Disqualified

These data/results cannot be reproduced, stored and/or transmitted in whole or in part by any manner of electronic, mechanical, photocopying, recording, broadcasting or otherwise now known or herein after developed without the previous express consent by the copyright owner, except for reproduction in daily press and regular printed publications on sale to the public within 60 days of the event related to those data/results and always provided that copyright symbol appears together as follows below.
© DORNA, 2023

Official MotoGP Timing by **TISSOT**
www.motogp.com

Austin, Sunday, April 16, 2023

Page 1 of 2



Rider	Points	POR	ARG	AME	SPA	FRA	ITA	GER	NED	KAZ	GBR	AUT	CAT	RSM	IND	JPN	INA	AUS	THA	MAL	QAT
14 YAMANAKA Ryusei	14	17	18	7																	
		17-16	18-9	7-9	-	-	-	-	-	-	-	-	-	-	-	-	-	-	-	-	-
15 OGDEN Scott	13	20	8	23																	
		20-NC	8-5	23-14	-	-	-	-	-	-	-	-	-	-	-	-	-	-	-	-	-
16 SASAKI Ayumu	10	1	1	2																	
		1-6	1-NC	2-NC	-	-	-	-	-	-	-	-	-	-	-	-	-	-	-	-	-
17 ALONSO David	10	6	7	22																	
		6-NC	7-14	22-8	-	-	-	-	-	-	-	-	-	-	-	-	-	-	-	-	-
18 KELSO Joel	7	3																			
		3-9	-	-	-	-	-	-	-	-	-	-	-	-	-	-	-	-	-	-	-
19 VEIJER Collin	7	14	17	21																	
		14-12	17-22	21-13	-	-	-	-	-	-	-	-	-	-	-	-	-	-	-	-	-
20 AZMAN Syarifuddin	5	23	20	18																	
		23-22	20-11	18-NC	-	-	-	-	-	-	-	-	-	-	-	-	-	-	-	-	-
21 BERTELLE Matteo	4	19	12	8																	
		19-17	12-12	8-NC	-	-	-	-	-	-	-	-	-	-	-	-	-	-	-	-	-
22 AJI Mario	4	22	23	25																	
		22-18	23-NC	25-12	-	-	-	-	-	-	-	-	-	-	-	-	-	-	-	-	-
23 FENATI Romano	3	25	24	13																	
		25-19	24-13	13-16	-	-	-	-	-	-	-	-	-	-	-	-	-	-	-	-	-
24 ROSSI Riccardo	2	12	19	17																	
		12-15	19-NC	17-15	-	-	-	-	-	-	-	-	-	-	-	-	-	-	-	-	-
25 WHATLEY Joshua	1	24	28	27																	
		24-21	28-15	27-NS	-	-	-	-	-	-	-	-	-	-	-	-	-	-	-	-	-
26 ALMANSA David	0		25	28																	
		-	25-17	28-17	-	-	-	-	-	-	-	-	-	-	-	-	-	-	-	-	-
27 FURUSATO Taiyo	0	26	26	19																	
		26-20	26-18	19-20	-	-	-	-	-	-	-	-	-	-	-	-	-	-	-	-	-
28 FARIOLI Filippo	0	21	21	20																	
		21-NC	21-20	20-18	-	-	-	-	-	-	-	-	-	-	-	-	-	-	-	-	-
29 CARRASCO Ana	0	27	27	26																	
		27-23	27-21	26-21	-	-	-	-	-	-	-	-	-	-	-	-	-	-	-	-	-

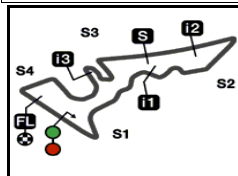
NC=Not classified NL=Not finished first lap NP=Not started race re-start N2=Not finished first lap race re-start EX=Excluded NS=Not Started DS=Disqualified

These data/results cannot be reproduced, stored and/or transmitted in whole or in part by any manner of electronic, mechanical, photocopying, recording, broadcasting or otherwise now known or herein after developed without the previous express consent by the copyright owner, except for reproduction in daily press and regular printed publications on sale to the public within 60 days of the event related to those data/results and always provided that copyright symbol appears together as follows below.
© DORNA, 2023

Official MotoGP Timing by TISSOT
www.motogp.com

Austin, Sunday, April 16, 2023





5513 m.

RED BULL GRAND PRIX OF THE AMERICAS

Official Starting Grid

Race : 14 laps = 77.182 km



1	3 2'16.556 48 Ivan ORTOLÁ KTM	2 2'16.351 71 Ayumu SASAKI Husqvarna	1 2'16.250 5 Jaume MASIA Honda
2	6 2'17.016 82 Stefano NEPA KTM	5 2'16.912 96 Daniel HOLGADO KTM	4 2'16.866 10 Diogo MOREIRA KTM
3	9 2'17.372 43 Xavier ARTIGAS CFMOTO	8 2'17.348 18 Matteo BERTELLE Honda	7 2'17.330 6 Ryusei YAMANAKA GASGAS
4	12 2'17.708 38 David SALVADOR KTM	11 2'17.683 99 José Antonio RUEDA KTM	10 2'17.407 24 Tatsuki SUZUKI Honda
5	15 2'18.001 27 Kaito TOBA Honda	14 2'17.998 53 Deniz ÖNCÜ KTM	13 2'17.752 55 Romano FENATI Honda
6	18 2'17.542 63 Syarifuddin AZMAN KTM	17 2'17.984 54 Riccardo ROSSI Honda	16 2'17.507 44 David MUÑOZ KTM
7	21 2'18.129 95 Collin VEIJER Husqvarna	20 2'18.065 7 Filippo FARIOLI KTM	19 2'17.946 72 Taiyo FURUSATO Honda
8	24 2'18.257 16 Andrea MIGNO KTM	23 2'18.181 19 Scott OGDEN Honda	22 2'18.178 80 David ALONSO GASGAS

The results are provisional until the end of the limit for protest and appeals and until the ratification of the Event Management Committee.

Time limit for protest expires 60' at the latest after publication of the results - Time:

These data/results cannot be reproduced, stored and/or transmitted in whole or in part by any manner of electronic, mechanical, photocopying, recording, broadcasting or otherwise now known or herein after developed without the previous express consent by the copyright owner, except for reproduction in daily press and regular printed publications on sale to the public within 60 days of the event related to those data/results and always provided that copyright symbol appears together as follows below.

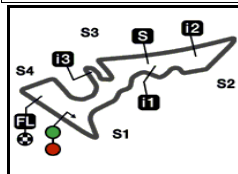
© DORNA, 2023

Official MotoGP Timing by TISSOT
www.motogp.com

Austin, Sunday, April 16, 2023

Page 1 of 2





RED BULL GRAND PRIX OF THE AMERICAS

Official Starting Grid

5513 m.

Race : 14 laps = 77.182 km

9

27
2'19.710
70 Joshua WHATLEY
Honda

26
2'18.667
22 Ana CARRASCO
KTM

25
2'18.363
64 Mario AJI
Honda

10

28
2'18.743
92 David ALMANSA
CFMOTO

The results are provisional until the end of the limit for protest and appeals and until the ratification of the Event Management Committee.

Time limit for protest expires 60' at the latest after publication of the results - Time:

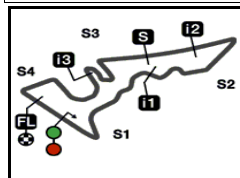
These data/results cannot be reproduced, stored and/or transmitted in whole or in part by any manner of electronic, mechanical, photocopying, recording, broadcasting or otherwise now known or herein after developed without the previous express consent by the copyright owner, except for reproduction in daily press and regular printed publications on sale to the public within 60 days of the event related to those data/results and always provided that copyright symbol appears together as follows below.

© DORNA, 2023

Official MotoGP Timing by **TISSOT**
www.motogp.com

Austin, Sunday, April 16, 2023





5513 m.

RED BULL GRAND PRIX OF THE AMERICAS

Race

Top Speed & Average



Rider	Nation	Motorcycle	Top 5 speeds					Average	Top
63 Syarifuddin AZMAN	MAL	KTM	247.1	243.7	239.4	237.3	236.3	240.8	247.1
80 David ALONSO	COL	GASGAS	244.3	244.3	243.7	243.2	243.2	243.7	244.3
5 Jaume MASIA	SPA	HONDA	243.7	241.0	240.5	238.9	238.4	240.2	243.7
43 Xavier ARTIGAS	SPA	CFMOTO	243.7	243.7	242.6	242.1	242.1	242.7	243.7
54 Riccardo ROSSI	ITA	HONDA	243.2	241.6	241.6	241.0	238.4	240.4	243.2
10 Diogo MOREIRA	BRA	KTM	242.6	242.6	242.6	241.6	241.6	242.0	242.6
27 Kaito TOBA	JPN	HONDA	242.6	241.6	238.4	237.3	236.8	239.3	242.6
6 Ryusei YAMANAKA	JPN	GASGAS	242.1	242.1	241.6	241.0	240.0	241.4	242.1
24 Tatsuki SUZUKI	JPN	HONDA	242.1	242.1	241.0	238.9		241.0	242.1
92 David ALMANSA	SPA	CFMOTO	242.1	241.0	240.0	237.8	237.3	239.6	242.1
99 José Antonio RUEDA	SPA	KTM	242.1	241.0	240.5	240.5	240.5	240.8	242.1
22 Ana CARRASCO	SPA	KTM	241.6	241.0	239.4	237.3	237.3	239.3	241.6
48 Ivan ORTOLÁ	SPA	KTM	241.6	241.0	240.5	240.0	239.4	240.2	241.6
82 Stefano NEPA	ITA	KTM	241.6	241.6	241.0	240.5	240.5	241.0	241.6
16 Andrea MIGNO	ITA	KTM	241.0	241.0	241.0	238.9	238.9	240.2	241.0
18 Matteo BERTELLE	ITA	HONDA	241.0	240.0	239.4	239.4	238.4	239.6	241.0
38 David SALVADOR	SPA	KTM	241.0	241.0	240.5	240.5	240.5	240.6	241.0
53 Deniz ÖNCÜ	TUR	KTM	241.0	240.5	240.5	240.5	240.5	240.6	241.0
96 Daniel HOLGADO	SPA	KTM	241.0	241.0	241.0	240.5	240.5	240.7	241.0
44 David MUÑOZ	SPA	KTM	240.5	240.5	240.0	240.0	240.0	240.1	240.5
71 Ayumu SASAKI	JPN	HUSQVARNA	240.5	238.9	237.3	236.8	236.8	237.9	240.5
95 Collin VEIJER	NED	HUSQVARNA	240.5	240.5	239.4	238.9	238.9	239.6	240.5
7 Filippo FARIOLI	ITA	KTM	240.0	240.0	240.0	238.4	238.4	239.1	240.0
19 Scott OGDEN	GBR	HONDA	239.4	238.9	238.9	238.4	237.8	238.7	239.4
55 Romano FENATI	ITA	HONDA	239.4	238.4	237.8	237.8	236.8	238.0	239.4
72 Taiyo FURUSATO	JPN	HONDA	239.4	239.4	237.8	237.3	237.3	238.0	239.4
64 Mario AJI	INA	HONDA	235.8	235.2	233.2	232.7	232.7	233.7	235.8

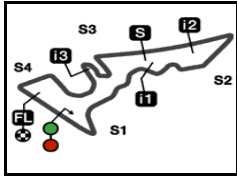
These data/results cannot be reproduced, stored and/or transmitted in whole or in part by any manner of electronic, mechanical, photocopying, recording, broadcasting or otherwise now known or herein after developed without the previous express consent by the copyright owner, except for reproduction in daily press and regular printed publications on sale to the public within 60 days of the event related to those data/results and always provided that copyright symbol appears together as follows below.

© DORNA, 2023

Official MotoGP Timing by TISSOT
www.motogp.com

Austin, Sunday, April 16, 2023






5513 m.

RED BULL GRAND PRIX OF THE AMERICAS

Race

Fastest Laps Sequence

Lap	Race Time	 Rider	Nation	Motorcycle	Time	Km/h	Riders's Lap
2	4'35.110	71 Ayumu SASAKI	JPN	HUSQVARNA	2'17.230	144.6	2
2	4'35.949	43 Xavier ARTIGAS	SPA	CFMOTO	2'17.162	144.6	2
2	4'37.344	44 David MUÑOZ	SPA	KTM	2'17.108	144.7	2
2	4'37.510	48 Ivan ORTOLÁ	SPA	KTM	2'16.507	145.3	2
4	9'08.593	71 Ayumu SASAKI	JPN	HUSQVARNA	2'16.456	145.4	4
7	15'59.978	48 Ivan ORTOLÁ	SPA	KTM	2'16.356	145.5	7

These data/results cannot be reproduced, stored and/or transmitted in whole or in part by any manner of electronic, mechanical, photocopying, recording, broadcasting or otherwise now known or herein after developed without the previous express consent by the copyright owner, except for reproduction in daily press and regular printed publications on sale to the public within 60 days of the event related to those data/results and always provided that copyright symbol appears together as follows below.

© DORNA, 2023

Official MotoGP Timing by TISSOT
www.motogp.com

Austin, Sunday, April 16, 2023

