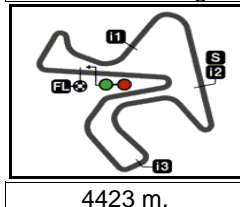


GRAN PREMIO MotoGP™ GURU BY GRYPYN DE ESPAÑA


Warm Up

Classification

25



4423 m.

		Rider	Nation	Team	Motorcycle	Time	Lap	Total	Gap	Top Speed
1	20	Fabio QUARTARARO	FRA	Monster Energy Yamaha MotoGP	YAMAHA	1'37.161	6	6		295.0
2	33	Brad BINDER	RSA	Red Bull KTM Factory Racing	KTM	1'37.399	4	6	0.238 0.238	297.5
3	89	Jorge MARTIN	SPA	Prima Pramac Racing	DUCATI	1'37.439	6	6	0.278 0.040	295.0
4	72	Marco BEZZECCHI	ITA	Mooney VR46 Racing Team	DUCATI	1'37.485	6	6	0.324 0.046	298.3
5	1	Francesco BAGNAIA	ITA	Ducati Lenovo Team	DUCATI	1'37.537	4	6	0.376 0.052	296.7
6	30	Takaaki NAKAGAMI	JPN	LCR Honda IDEMITSU	HONDA	1'37.542	5	6	0.381 0.005	288.0
7	88	Miguel OLIVEIRA	POR	CryptoDATA RNF MotoGP Team	APRILIA	1'37.585	5	6	0.424 0.043	291.1
8	73	Alex MARQUEZ	SPA	Gresini Racing MotoGP	DUCATI	1'37.631	4	6	0.470 0.046	295.0
9	49	Fabio DI GIANNANTONIO	ITA	Gresini Racing MotoGP	DUCATI	1'37.708	6	6	0.547 0.077	291.1
10	43	Jack MILLER	AUS	Red Bull KTM Factory Racing	KTM	1'37.793	4	6	0.632 0.085	295.0
11	36	Joan MIR	SPA	Repsol Honda Team	HONDA	1'37.887	6	6	0.726 0.094	291.8
12	25	Raul FERNANDEZ	SPA	CryptoDATA RNF MotoGP Team	APRILIA	1'37.903	4	6	0.742 0.016	291.1
13	41	Aleix ESPARGARO	SPA	Aprilia Racing	APRILIA	1'37.915	5	6	0.754 0.012	291.1
14	12	Maverick VIÑALES	SPA	Aprilia Racing	APRILIA	1'37.948	4	6	0.787 0.033	292.6
15	5	Johann ZARCO	FRA	Prima Pramac Racing	DUCATI	1'37.962	4	6	0.801 0.014	294.2
16	10	Luca MARINI	ITA	Mooney VR46 Racing Team	DUCATI	1'37.977	5	6	0.816 0.015	295.0
17	21	Franco MORBIDELLI	ITA	Monster Energy Yamaha MotoGP	YAMAHA	1'38.025	5	6	0.864 0.048	291.1
18	42	Alex RINS	SPA	LCR Honda CASTROL	HONDA	1'38.386	5	6	1.225 0.361	291.1
19	37	Augusto FERNANDEZ	SPA	GASGAS Factory Racing Tech3	KTM	1'38.590	4	6	1.429 0.204	292.6
20	6	Stefan BRADL	GER	HRC Team	HONDA	1'38.609	5	6	1.448 0.019	290.3
21	26	Dani PEDROSA	SPA	Red Bull KTM Factory Racing	KTM	1'38.625	5	6	1.464 0.016	297.5
22	94	Jonas FOLGER	GER	GASGAS Factory Racing Tech3	KTM	1'38.960	4	6	1.799 0.335	292.6
23	27	Iker LECUONA	SPA	Repsol Honda Team	HONDA	1'39.283	6	6	2.122 0.323	290.3

Practice condition: Dry

Air: 19°

Humidity: 77%

Ground: 25°

Fastest Lap:	Lap: 6	Fabio QUARTARARO	1'37.161	163.8 Km/h
Best Race Lap:	2022	Francesco BAGNAIA	1'37.669	163.0 Km/h
All Time Lap Record:	2022	Francesco BAGNAIA	1'36.170	165.5 Km/h

The results are provisional until the end of the limit for protest and appeals.

Time limit for protest expires 30' after publication of the results - Time:

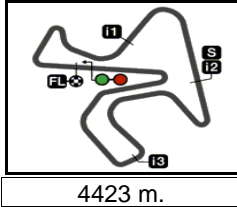
These data/results cannot be reproduced, stored and/or transmitted in whole or in part by any manner of electronic, mechanical, photocopying, recording, broadcasting or otherwise now known or herein after developed without the previous express consent by the copyright owner, except for reproduction in daily press and regular printed publications on sale to the public within 60 days of the event related to those data/results and always provided that copyright symbol appears together as follows below.

© DORNA, 2023

Official MotoGP Timing by TISSOT
www.motogp.com

Jerez de la Frontera, Sunday, April 30, 2023





Rider	Nation	Motorcycle	Top 5 speeds					Average	Top
72 Marco BEZZECCHI	ITA	DUCATI	298.3	296.7	296.7	295.8	289.5	295.4	298.3
26 Dani PEDROSA	SPA	KTM	297.5	295.8	295.0	295.0	295.0	295.7	297.5
33 Brad BINDER	RSA	KTM	297.5	295.8	295.8	294.2	292.6	295.2	297.5
1 Francesco BAGNAIA	ITA	DUCATI	296.7	295.0	293.4	292.6	291.8	293.9	296.7
10 Luca MARINI	ITA	DUCATI	295.0	294.2	294.2	292.6	291.1	293.4	295.0
20 Fabio QUARTARARO	FRA	YAMAHA	295.0	294.2	293.4	292.6	291.8	293.1	295.0
43 Jack MILLER	AUS	KTM	295.0	294.2	293.4	291.8	291.8	293.2	295.0
73 Alex MARQUEZ	SPA	DUCATI	295.0	293.4	291.8	291.8	291.8	292.8	295.0
89 Jorge MARTIN	SPA	DUCATI	295.0	294.2	293.4	291.8	291.1	293.1	295.0
5 Johann ZARCO	FRA	DUCATI	294.2	293.4	292.6	291.8	291.8	292.8	294.2
12 Maverick VIÑALES	SPA	APRILIA	292.6	291.1	289.5	288.0	287.2	289.7	292.6
37 Augusto FERNANDEZ	SPA	KTM	292.6	291.1	291.1	289.5	288.0	290.5	292.6
94 Jonas FOLGER	GER	KTM	292.6	292.6	291.8	290.3	288.0	291.1	292.6
36 Joan MIR	SPA	HONDA	291.8	290.3	288.7	288.7	287.2	289.3	291.8
21 Franco MORBIDELLI	ITA	YAMAHA	291.1	291.1	290.3	290.3	290.3	290.6	291.1
25 Raul FERNANDEZ	SPA	APRILIA	291.1	290.3	288.7	288.0	288.0	289.2	291.1
41 Aleix ESPARGARO	SPA	APRILIA	291.1	289.5	289.5	288.0	284.9	288.6	291.1
42 Alex RINS	SPA	HONDA	291.1	289.5	288.0	288.0	286.4	288.6	291.1
49 Fabio DI GIANNANTONIO	ITA	DUCATI	291.1	290.3	290.3	288.7	288.0	289.7	291.1
88 Miguel OLIVEIRA	POR	APRILIA	291.1	289.5	289.5	289.5	285.7	289.1	291.1
6 Stefan BRADL	GER	HONDA	290.3	289.5	288.0	287.2	284.2	287.8	290.3
27 Iker LECUONA	SPA	HONDA	290.3	289.5	288.7	287.2	287.2	288.6	290.3
30 Takaaki NAKAGAMI	JPN	HONDA	288.0	288.0	287.2	284.9	278.3	285.3	288.0

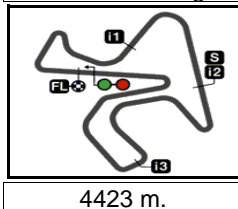
These data/results cannot be reproduced, stored and/or transmitted in whole or in part by any manner of electronic, mechanical, photocopying, recording, broadcasting or otherwise now known or herein after developed without the previous express consent by the copyright owner, except for reproduction in daily press and regular printed publications on sale to the public within 60 days of the event related to those data/results and always provided that copyright symbol appears together as follows below.

© DORNA, 2023

Official MotoGP Timing by **TISSOT**
www.motogp.com



Jerez de la Frontera, Sunday, April 30, 2023



* Lap / Sector time cancelled T1 Time from finish line to 1st intermediate T3 Time from 2nd intermed. to 3rd intermed.
 P Crossing the finish line in pit lane T2 Time from 1st intermed. to 2nd intermed. T4 Time from 3rd intermediate to finish line
 **Tyre data subject to further updates

Lap	Lap Time	T1	T2	T3	T4	Speed	Lap	Lap Time	T1	T2	T3	T4	Speed	
1st	20	Fabio QUARTARARO YAMAHA FRA Monster Energy Yamaha MotoGP						6	1'37.485	24.456	14.136	29.195	29.698	296.7
		Runs=1	Total laps=6	Full laps=5	Valid laps=5									
<i>Run #</i>	<i>1</i>	<i>Front Tyre</i>	<i>Slick-Medium</i>	<i>Rear Tyre</i>	<i>Slick-Medium</i>									
		8 Laps at start				New Tyre								
1	2'31.187	28.259	14.588	30.227	30.235	291.8								
2	1'38.000	24.672	14.294	29.157	29.877	292.6								
3	1'37.423	24.318	14.162	29.195	29.748	294.2								
4	1'40.764	24.545	14.195	31.451	30.573	295.0								
5	1'37.322	24.258	14.218	29.122	29.724	291.8								
6	1'37.161	24.237	14.185	29.064	29.675	293.4								
2nd	33	Brad BINDER KTM RSA Red Bull KTM Factory Racing												
		Runs=1	Total laps=6	Full laps=5	Valid laps=5									
<i>Run #</i>	<i>1</i>	<i>Front Tyre</i>	<i>Slick-Medium</i>	<i>Rear Tyre</i>	<i>Slick-Medium</i>									
		7 Laps at start				New Tyre								
1	2'05.317	30.581	15.435	31.892	31.778	272.7								
2	1'38.983	25.026	14.390	29.429	30.138	292.6								
3	1'47.706	33.587	14.458	29.735	29.926	294.2								
4	1'37.399	24.383	14.187	29.148	29.681	295.8								
5	1'37.551	24.412	14.152	29.230	29.757	295.8								
6	1'37.660	24.346	14.175	29.332	29.807	297.5								
3rd	89	Jorge MARTIN DUCATI SPA Prima Pramac Racing												
		Runs=1	Total laps=6	Full laps=5	Valid laps=5									
<i>Run #</i>	<i>1</i>	<i>Front Tyre</i>	<i>Slick-Medium</i>	<i>Rear Tyre</i>	<i>Slick-Medium</i>									
		8 Laps at start				7 Laps at start								
1	2'28.443	30.483	15.070	30.487	30.794	289.5								
2	1'39.530	24.986	14.435	29.816	30.293	293.4								
3	1'38.510	24.674	14.359	29.368	30.109	291.1								
4	1'41.324	24.440	14.362	29.439	33.083	291.8								
5	1'37.669	24.487	14.287	29.128	29.767	294.2								
6	1'37.439	24.272	14.270	29.107	29.790	295.0								
4th	72	Marco BEZZECCHI DUCATI ITA Mooney VR46 Racing Team												
		Runs=1	Total laps=6	Full laps=5	Valid laps=5									
<i>Run #</i>	<i>1</i>	<i>Front Tyre</i>	<i>Slick-Soft</i>	<i>Rear Tyre</i>	<i>Slick-Medium</i>									
		New Tyre				New Tyre								
1	2'01.955	31.461	15.205	32.668	31.539	270.6								
2	1'40.396	25.353	14.599	30.072	30.372	289.5								
3	1'37.833	24.475	14.117	29.455	29.786	298.3								
4	1'38.988	25.565	14.127	29.281	30.015	296.7								
5	1'37.535	24.381	14.180	29.227	29.747	295.8								
5th	1	Francesco BAGNAIA DUCATI ITA Ducati Lenovo Team												
		Runs=1	Total laps=6	Full laps=5	Valid laps=5									
<i>Run #</i>	<i>1</i>	<i>Front Tyre</i>	<i>Slick-Medium</i>	<i>Rear Tyre</i>	<i>Slick-Medium</i>									
		6 Laps at start				New Tyre								
1	1'51.933	29.202	15.123	30.575	32.029	289.5								
2	1'38.048	24.565	14.221	29.376	29.886	296.7								
3	1'38.254	24.640	14.315	29.363	29.936	293.4								
4	1'37.537	24.331	14.262	29.185	29.759	295.0								
5	1'37.636	24.235	14.265	29.260	29.876	292.6								
6	1'39.067	24.376	14.252	30.593	29.846	291.8								
6th	30	Takaaki NAKAGAMI HONDA JPN LCR Honda IDEMITSU												
		Runs=1	Total laps=6	Full laps=5	Valid laps=5									
<i>Run #</i>	<i>1</i>	<i>Front Tyre</i>	<i>Slick-Soft</i>	<i>Rear Tyre</i>	<i>Slick-Medium</i>									
		New Tyre				New Tyre								
1	3'17.665	58.438	15.728	32.316	31.184	277.6								
2	1'40.964	25.531	15.038	30.100	30.295	278.3								
3	1'38.215	24.618	14.352	29.425	29.820	287.2								
4	1'37.795	24.396	14.265	29.277	29.857	288.0								
5	1'37.542	24.334	14.250	29.162	29.796	288.0								
6	1'39.549	24.983	14.647	29.702	30.217	284.9								
7th	88	Miguel OLIVEIRA APRILIA POR CryptoDATA RNF MotoGP Team												
		Runs=2	Total laps=6	Full laps=4	Valid laps=4									
<i>Run #</i>	<i>1</i>	<i>Front Tyre</i>	<i>Slick-Medium</i>	<i>Rear Tyre</i>	<i>Slick-Medium</i>									
		9 Laps at start				12 Laps at start								
1	2'01.247	P	30.930	15.186	31.556	26.857	269.3							
<i>Run #</i>	<i>2</i>	<i>Front Tyre</i>	<i>Slick-Soft</i>	<i>Rear Tyre</i>	<i>Slick-Soft</i>									
		New Tyre				New Tyre								
2	1'46.422	30.342	14.829	30.687	30.564	285.7								
3	1'38.488	24.691	14.376	29.475	29.946	289.5								
4	1'37.749	24.346	14.335	29.180	29.888	291.1								
5	1'37.585	24.275	14.324	29.177	29.809	289.5								
6	1'37.810	24.332	14.379	29.296	29.803	289.5								
8th	73	Alex MARQUEZ DUCATI SPA Gresini Racing MotoGP												
		Runs=1	Total laps=6	Full laps=5	Valid laps=5									
<i>Run #</i>	<i>1</i>	<i>Front Tyre</i>	<i>Slick-Medium</i>	<i>Rear Tyre</i>	<i>Slick-Medium</i>									
		8 Laps at start				New Tyre								
1	1'59.889	29.616	15.100	31.371	30.725	281.9								
2	1'38.787	24.821	14.375	29.549	30.042	291.8								

Fastest Lap: Fabio QUARTARARO Monster Energy Yama FRA **1'37.161** 24.237 14.185 29.064 29.675

These data/results cannot be reproduced, stored and/or transmitted in whole or in part by any manner of electronic, mechanical, photocopying, recording, broadcasting or otherwise now known or herein after developed without the previous express consent by the copyright owner, except for reproduction in daily press and regular printed publications on sale to the public within 60 days of the event related to those data/results and always provided that copyright symbol appears together as follows below.
 © DORNA, 2023



Warm Up

MotoGP

Lap	Lap Time	T1	T2	T3	T4	Speed
3	1'38.112	24.505	14.296	29.393	29.918	291.8
4	1'37.631	24.379	14.200	29.276	29.776	293.4
5	1'39.089	24.414	14.226	30.024	30.425	295.0
6	1'37.943	24.452	14.266	29.352	29.873	291.8

9th 49 Fabio DI GIANNANTONI DUCATI ITA
Gresini Racing MotoGP
Runs=1 Total laps=6 Full laps=5 Valid laps=5

Run #	1	Front Tyre	Slick-Soft	Rear Tyre	Slick-Medium	New Tyre
		4 Laps at start			New Tyre	
1	2'02.709	30.619	15.152	30.814	34.445	282.7
2	1'38.839	24.776	14.456	29.575	30.032	290.3
3	1'38.185	24.425	14.210	29.551	29.999	291.1
4	1'38.049	24.399	14.315	29.358	29.977	288.0
5	1'37.983	24.504	14.248	29.347	29.884	288.7
6	1'37.708	24.397	14.228	29.258	29.825	290.3

10th 43 Jack MILLER KTM AUS
Red Bull KTM Factory Racing
Runs=1 Total laps=6 Full laps=5 Valid laps=5

Run #	1	Front Tyre	Slick-Soft	Rear Tyre	Slick-Medium	New Tyre
		4 Laps at start			New Tyre	
1	2'12.690	30.347	15.177	30.743	31.014	288.7
2	1'38.944	24.840	14.442	29.568	30.094	291.8
3	1'38.799	25.182	14.348	29.345	29.924	293.4
4	1'37.793	24.523	14.273	29.234	29.763	294.2
5	1'38.365	24.521	14.167	29.329	30.348	295.0
6	1'37.889	24.465	14.287	29.235	29.902	291.8

11th 36 Joan MIR HONDA SPA
Repsol Honda Team
Runs=1 Total laps=6 Full laps=5 Valid laps=5

Run #	1	Front Tyre	Slick-Soft	Rear Tyre	Slick-Medium	New Tyre
		New Tyre		New Tyre		
1	1'56.622	29.463	15.154	30.792	30.872	285.7
2	1'39.176	24.913	14.497	29.695	30.071	288.7
3	1'38.186	24.574	14.269	29.422	29.921	291.8
4	1'39.939	26.170	14.394	29.424	29.951	288.7
5	1'38.036	24.447	14.321	29.367	29.901	287.2
6	1'37.887	24.406	14.328	29.251	29.902	290.3

12th 25 Raul FERNANDEZ APRILIA SPA
CryptoDATA RNF MotoGP Team
Runs=1 Total laps=6 Full laps=5 Valid laps=4

Run #	1	Front Tyre	Slick-Medium	Rear Tyre	Slick-Medium	New Tyre
		8 Laps at start			New Tyre	
1	2'23.915	29.658	14.848	30.136	30.492	285.7
2	1'38.654	24.656	14.360	29.589	30.049	288.7
3	1'37.935	24.464	14.293	29.379	29.799	288.0
4	1'37.903	24.450	14.301	29.307	29.845	290.3
5	1'42.575 *	27.769	14.535	29.525	30.746*	291.1
6	1'38.501	24.737	14.311	29.521	29.932	288.0

13th 41 Aleix ESPARGARO APRILIA SPA
Aprilia Racing
Runs=2 Total laps=6 Full laps=4 Valid laps=4

Run #	1	Front Tyre	Slick-Medium	Rear Tyre	Slick-Medium	New Tyre
		9 Laps at start			8 Laps at start	

Lap	Lap Time	T1	T2	T3	T4	Speed
1	1'45.270 P	29.741	15.137	31.497	27.205	280.5

Run #	2	Front Tyre	Slick-Medium	Rear Tyre	Slick-Medium	New Tyre
		10 Laps at start			9 Laps at start	
2	1'46.726	28.922	14.727	30.930	32.147	284.9
3	1'38.621	24.741	14.326	29.560	29.994	289.5
4	1'38.009	24.487	14.281	29.395	29.846	291.1
5	1'37.915	24.438	14.414	29.209	29.854	289.5
6	1'38.158	24.526	14.301	29.298	30.033	288.0

14th 12 Maverick VIÑALES APRILIA SPA
Aprilia Racing
Runs=1 Total laps=6 Full laps=5 Valid laps=5

Run #	1	Front Tyre	Slick-Medium	Rear Tyre	Slick-Soft	New Tyre
		3 Laps at start			New Tyre	
1	1'49.398	30.552	15.079	31.558	31.206	284.2
2	1'39.257	24.833	14.372	29.957	30.095	289.5
3	1'38.229	24.482	14.373	29.579	29.795	288.0
4	1'37.948	24.418	14.253	29.486	29.791	291.1
5	1'39.383	24.424	15.384	29.644	29.931	287.2
6	1'38.046	24.521	14.263	29.474	29.788	292.6

15th 5 Johann ZARCO DUCATI FRA
Prima Pramac Racing
Runs=1 Total laps=6 Full laps=5 Valid laps=5

Run #	1	Front Tyre	Slick-Soft	Rear Tyre	Slick-Medium	New Tyre
		7 Laps at start			New Tyre	
1	2'45.959	29.093	15.226	31.008	30.875	281.9
2	1'39.147	24.790	14.409	29.798	30.150	291.8
3	1'38.541	24.531	14.339	29.539	30.132	292.6
4	1'37.962	24.375	14.305	29.338	29.944	293.4
5	1'38.671	24.483	14.340	29.746	30.102	291.8
6	1'38.053	24.630	14.214	29.321	29.888	294.2

16th 10 Luca MARINI DUCATI ITA
Mooney VR46 Racing Team
Runs=1 Total laps=6 Full laps=5 Valid laps=5

Run #	1	Front Tyre	Slick-Medium	Rear Tyre	Slick-Medium	New Tyre
		New Tyre		New Tyre		
1	1'50.640	28.891	15.093	31.301	31.203	286.4
2	1'39.197	24.970	14.354	29.805	30.068	291.1
3	1'38.652	24.739	14.458	29.626	29.829	295.0
4	1'37.997	24.456	14.216	29.435	29.890	294.2
5	1'37.977	24.436	14.239	29.423	29.879	292.6
6	1'38.260	24.590	14.234	29.644	29.792	294.2

17th 21 Franco MORBIDELLI YAMAHA ITA
Monster Energy Yamaha MotoGP
Runs=1 Total laps=6 Full laps=5 Valid laps=5

Run #	1	Front Tyre	Slick-Medium	Rear Tyre	Slick-Medium	New Tyre
		8 Laps at start			11 Laps at start	
1	1'54.473	30.340	14.998	30.889	31.242	288.7
2	1'40.584	25.077	14.575	30.568	30.364	290.3
3	1'38.766	24.742	14.391	29.629	30.004	291.1
4	1'38.346	24.568	14.360	29.461	29.957	291.1
5	1'38.025	24.500	14.322	29.312	29.891	290.3
6	1'38.066	24.425	14.320	29.393	29.928	290.3

Fastest Lap: Fabio QUARTARARO Monster Energy Yama FRA **1'37.161** 24.237 14.185 29.064 29.675

These data/results cannot be reproduced, stored and/or transmitted in whole or in part by any manner of electronic, mechanical, photocopying, recording, broadcasting or otherwise now known or herein after developed without the previous express consent by the copyright owner, except for reproduction in daily press and regular printed publications on sale to the public within 60 days of the event related to those data/results and always provided that copyright symbol appears together as follows below.
© DORNA, 2023



Warm Up

MotoGP

Lap	Lap Time	T1	T2	T3	T4	Speed	Lap	Lap Time	T1	T2	T3	T4	Speed	
18th	42	Alex RINS				HONDA	SPA	1	2'32.300	30.236	15.405	31.399	31.050	284.9
		LCR Honda CASTROL						2	1'45.625	25.758	14.777	34.470	30.620	288.0
		Runs=2	Total laps=6	Full laps=4	Valid laps=4			3	1'39.425	25.002	14.413	29.783	30.227	292.6
<i>Run #</i>	<i>1</i>	<i>Front Tyre</i>	<i>Slick-Soft</i>	<i>Rear Tyre</i>	<i>Slick-Medium</i>			4	1'38.960	24.718	14.386	29.771	30.085	291.8
		New Tyre		New Tyre				5	1'39.167	24.741	14.451	29.794	30.181	292.6
<i>1</i>	1'49.998	P	30.626	15.331	31.478	27.000	280.5	6	1'40.678	24.861	14.504	29.947	31.366	290.3

Run #	1	Front Tyre	Slick-Soft	Rear Tyre	Slick-Medium	
		1 Laps at start		1 Laps at start		
<i>2</i>	1'44.059	28.644	14.749	30.212	30.454	286.4
<i>3</i>	1'38.749	24.745	14.354	29.571	30.079	289.5
<i>4</i>	1'38.669	24.714	14.336	29.563	30.056	291.1
<i>5</i>	1'38.386	24.568	14.433	29.408	29.977	288.0
<i>6</i>	1'38.400	24.552	14.389	29.453	30.006	288.0

Run #	1	Front Tyre	Slick-Medium	Rear Tyre	Slick-Medium	
		8 Laps at start				
<i>1</i>	2'05.920	30.545	15.217	31.495	31.216	262.1
<i>2</i>	1'40.583	25.289	14.524	30.216	30.554	292.6
<i>3</i>	1'39.072	24.956	14.422	29.578	30.116	289.5
<i>4</i>	1'38.590	24.611	14.336	29.454	30.189	291.1
<i>5</i>	1'43.525	26.048	14.587	29.779	33.111	288.0
<i>6</i>	1'38.604	24.664	14.369	29.481	30.090	291.1

Run #	1	Front Tyre	Slick-Medium	Rear Tyre	Slick-Soft		
		11 Laps at start		4 Laps at start			
<i>1</i>	1'48.302	P	30.365	15.102	31.162	26.927	284.2
<i>2</i>	1'53.443	35.843	15.550	31.192	30.858	258.9	
<i>3</i>	1'39.279	24.902	14.387	29.780	30.210	289.5	
<i>4</i>	1'39.209	24.703	14.403	30.014	30.089	287.2	
<i>5</i>	1'38.609	24.645	14.401	29.526	30.037	290.3	
<i>6</i>	1'38.828	24.683	14.356	29.599	30.190	288.0	

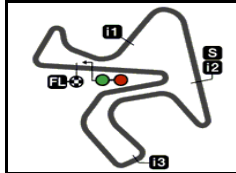
Run #	1	Front Tyre	Slick-Medium	Rear Tyre	Slick-Medium	
		11 Laps at start				
<i>1</i>	2'04.775	31.434	15.525	31.820	31.406	279.0
<i>2</i>	1'43.156	25.538	14.650	31.524	31.444	295.0
<i>3</i>	1'39.916	25.225	14.415	30.000	30.276	295.8
<i>4</i>	1'39.087	24.758	14.258	29.938	30.133	297.5
<i>5</i>	1'38.625	24.669	14.270	29.664	30.022	295.0
<i>6</i>	1'38.710	24.726	14.352	29.575	30.057	295.0

Run #	1	Front Tyre	Slick-Medium	Rear Tyre	Slick-Medium		
		8 Laps at start					
<i>1</i>	1'48.302	P	30.365	15.102	31.162	26.927	284.2

Fastest Lap: Fabio QUARTARARO Monster Energy Yama FRA **1'37.161** 24.237 14.185 29.064 29.675

These data/results cannot be reproduced, stored and/or transmitted in whole or in part by any manner of electronic, mechanical, photocopying, recording, broadcasting or otherwise now known or herein after developed without the previous express consent by the copyright owner, except for reproduction in daily press and regular printed publications on sale to the public within 60 days of the event related to those data/results and always provided that copyright symbol appears together as follows below.
© DORNA, 2023





4423 m.

GRAN PREMIO MotoGP™ GURU BY GRYFYN DE ESPAÑA
Official Starting Grid

Race : 25 laps = 110.575 km

28

1	1 1'37.216 41 Aleix ESPARGARO Aprilia	2 1'37.437 43 Jack MILLER KTM	3 1'37.458 89 Jorge MARTIN Ducati
2	4 1'37.532 33 Brad BINDER KTM	5 1'37.557 1 Francesco BAGNAIA Ducati	6 1'37.583 26 Dani PEDROSA KTM
3	7 1'37.596 88 Miguel OLIVEIRA Aprilia	8 1'37.616 5 Johann ZARCO Ducati	9 1'37.666 10 Luca MARINI Ducati
4	10 1'37.765 12 Maverick VIÑALES Aprilia	11 1'37.876 30 Takaaki NAKAGAMI Honda	12 1'37.920 73 Alex MARQUEZ Ducati
5	13 1'36.578 72 Marco BEZZECCHI Ducati	14 1'36.793 21 Franco MORBIDELLI Yamaha	15 1'36.967 49 Fabio DI GIANNANTONIO Ducati
6	16 1'37.072 20 Fabio QUARTARARO Yamaha	17 1'37.164 25 Raul FERNANDEZ Aprilia	18 1'37.256 42 Alex RINS Honda
7	19 1'37.297 6 Stefan BRADL Honda	20 1'37.346 36 Joan MIR Honda	21 1'37.753 37 Augusto FERNANDEZ KTM
8	22 1'38.492 94 Jonas FOLGER KTM	23 1'38.582 27 Iker LECUONA Honda	

FIM MotoGP Stewards long lap penalty for rider #21

The results are provisional until the end of the limit for protest and appeals and until the ratification of the Event Management Committee.

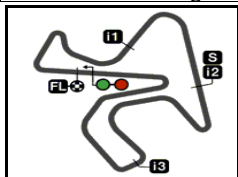
Time limit for protest expires 60' at the latest after publication of the results - Time:

These data/results cannot be reproduced, stored and/or transmitted in whole or in part by any manner of electronic, mechanical, photocopying, recording, broadcasting or otherwise now known or herein after developed without the previous express consent of the copyright owner, except for reproduction in daily press and regular printed publications on sale to the public within 60 days of the event related to those data/results and always provided that copyright symbol appears together as follows below.

© DORNA, 2023

Official MotoGP Timing by TISSOT
www.motogp.com

Jerez de la Frontera, Sunday, April 30, 2023



4423 m.

GRAN PREMIO MotoGP™ GURU BY GRYPYN DE ESPAÑA

Warm Up

Best Partial Times

MotoGP™

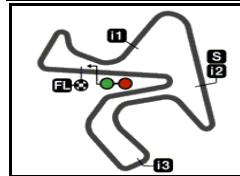
IT Ideal Lap Time, sum of the best partial times

BT Best Lap Time


T1		T2		T3		T4				IT		BT
Pos	Rider	Time	Rider	Time	Rider	Time	Rider	Time	Pos	Rider	IT	BT
1	F.BAGNAIA	24.235	M.BEZZECCHI	14.117	F.QUARTARARO	29.064	F.QUARTARARO	29.675	1	F.QUARTARAR	1'37.138	1'37.161 (1)
2	F.QUARTARARO	24.237	B.BINDER	14.152	J.MARTIN	29.107	B.BINDER	29.681	2	B.BINDER	1'37.327	1'37.399 (2)
3	J.MARTIN	24.272	F.QUARTARARO	14.162	B.BINDER	29.148	M.BEZZECCHI	29.698	3	M.BEZZECCHI	1'37.391	1'37.485 (4)
4	M.OLIVEIRA	24.275	J.MILLER	14.167	T.NAKAGAMI	29.162	F.BAGNAIA	29.759	4	F.BAGNAIA	1'37.400	1'37.537 (5)
5	T.NAKAGAMI	24.334	A.MARQUEZ	14.200	M.OLIVEIRA	29.177	J.MILLER	29.763	5	J.MARTIN	1'37.416	1'37.439 (3)
6	B.BINDER	24.346	F.DI GIANNANTO	14.210	F.BAGNAIA	29.185	J.MARTIN	29.767	6	T.NAKAGAMI	1'37.542	1'37.542 (6)
7	J.ZARCO	24.375	J.ZARCO	14.214	M.BEZZECCHI	29.195	A.MARQUEZ	29.776	7	M.OLIVEIRA	1'37.579	1'37.585 (7)
8	A.MARQUEZ	24.379	L.MARINI	14.216	A.ESPARGARO	29.209	M.VIÑALES	29.788	8	J.MILLER	1'37.629	1'37.793 (10)
9	M.BEZZECCHI	24.381	F.BAGNAIA	14.221	J.MILLER	29.234	L.MARINI	29.792	9	A.MARQUEZ	1'37.631	1'37.631 (8)
10	F.DI GIANNANTO	24.397	T.NAKAGAMI	14.250	J.MIR	29.251	T.NAKAGAMI	29.796	10	F.DI GIANNAN	1'37.690	1'37.708 (9)
11	J.MIR	24.406	M.VIÑALES	14.253	F.DI GIANNANTO	29.258	R.FERNANDEZ	29.799	11	A.ESPARGAR	1'37.774	1'37.915 (13)
12	M.VIÑALES	24.418	D.PEDROSA	14.258	A.MARQUEZ	29.276	M.OLIVEIRA	29.803	12	J.ZARCO	1'37.798	1'37.962 (15)
13	F.MORBIDELLI	24.425	J.MIR	14.269	R.FERNANDEZ	29.307	F.DI GIANNANTO	29.825	13	J.MIR	1'37.827	1'37.887 (11)
14	L.MARINI	24.436	J.MARTIN	14.270	F.MORBIDELLI	29.312	A.ESPARGARO	29.846	14	R.FERNANDEZ	1'37.849	1'37.903 (12)
15	A.ESPARGARO	24.438	A.ESPARGARO	14.281	J.ZARCO	29.321	J.ZARCO	29.888	15	L.MARINI	1'37.867	1'37.977 (16)
16	R.FERNANDEZ	24.450	R.FERNANDEZ	14.293	A.RINS	29.408	F.MORBIDELLI	29.891	16	M.VIÑALES	1'37.933	1'37.948 (14)
17	J.MILLER	24.465	F.MORBIDELLI	14.320	L.MARINI	29.423	J.MIR	29.901	17	F.MORBIDELLI	1'37.948	1'38.025 (17)
18	A.RINS	24.552	M.OLIVEIRA	14.324	A.FERNANDEZ	29.454	A.RINS	29.977	18	A.RINS	1'38.273	1'38.386 (18)
19	A.FERNANDEZ	24.611	A.FERNANDEZ	14.336	M.VIÑALES	29.474	D.PEDROSA	30.022	19	A.FERNANDEZ	1'38.491	1'38.590 (19)
20	S.BRADL	24.645	A.RINS	14.336	S.BRADL	29.526	S.BRADL	30.037	20	D.PEDROSA	1'38.524	1'38.625 (21)
21	D.PEDROSA	24.669	S.BRADL	14.356	D.PEDROSA	29.575	J.FOLGER	30.085	21	S.BRADL	1'38.564	1'38.609 (20)
22	J.FOLGER	24.718	J.FOLGER	14.386	I.LECUONA	29.720	A.FERNANDEZ	30.090	22	J.FOLGER	1'38.960	1'38.960 (22)
23	I.LECUONA	24.825	I.LECUONA	14.417	J.FOLGER	29.771	I.LECUONA	30.274	23	I.LECUONA	1'39.236	1'39.283 (23)

These data/results cannot be reproduced, stored and/or transmitted in whole or in part by any manner of electronic, mechanical, photocopying, recording, broadcasting or otherwise now known or herein after developed without the previous express consent by the copyright owner, except for reproduction in daily press and regular printed publications on sale to the public within 60 days of the event related to those data/results and always provided that copyright symbol appears together as follows below.
© DORNA, 2023



GRAN PREMIO MotoGP™ GURU BY GRYFYN DE ESPAÑA**Warm Up****Fastest Laps Sequence**

4423 m.

<i>Practice Time</i>	 <i>Rider</i>	<i>Nation</i>	<i>Motorcycle</i>	<i>Time</i>	<i>Km/h</i>	<i>Rider's Lap</i>
3'28.655	12 Maverick VIÑALES	SPA	APRILIA	1'39.257	160.4	2
3'29.837	10 Luca MARINI	ITA	DUCATI	1'39.197	160.5	2
3'29.981	1 Francesco BAGNAIA	ITA	DUCATI	1'38.048	162.3	2
4'09.187	20 Fabio QUARTARARO	FRA	YAMAHA	1'38.000	162.4	2
5'20.184	72 Marco BEZZECCHI	ITA	DUCATI	1'37.833	162.7	3
5'46.610	20 Fabio QUARTARARO	FRA	YAMAHA	1'37.423	163.4	3
7'09.405	33 Brad BINDER	RSA	KTM	1'37.399	163.4	4
9'04.696	20 Fabio QUARTARARO	FRA	YAMAHA	1'37.322	163.6	5
10'41.857	20 Fabio QUARTARARO	FRA	YAMAHA	1'37.161	163.8	6

These data/results cannot be reproduced, stored and/or transmitted in whole or in part by any manner of electronic, mechanical, photocopying, recording, broadcasting or otherwise now known or herein after developed without the previous express consent by the copyright owner, except for reproduction in daily press and regular printed publications on sale to the public within 60 days of the event related to those data/results and always provided that copyright symbol appears together as follows below.

© DORNA, 2023

Official MotoGP Timing by **TISSOT**
www.motogp.com

Jerez de la Frontera, Sunday, April 30, 2023

