

Results and timing service provided by **TISSOT**

Moto2™

SHARK GRAND PRIX DE FRANCE

Race

Classification after 14 laps = 58.59 km

29

Pos		Rider	Nation	Team	Motorcycle	Total Time	Km/h	Gap
1	25	14 Tony ARBOLINO	ITA	Elf Marc VDS Racing Team	KALEX	22'34.233	155.7	
2	20	12 Filip SALAC	CZE	QJMOTOR Gresini Moto2	KALEX	22'34.853	155.6	0.620
3	16	21 Alonso LOPEZ	SPA	Lightech SpeedUp	BOSCOSCURO	22'35.770	155.5	1.537
4	13	13 Celestino VIETTI	ITA	Fantic Racing	KALEX	22'36.426	155.4	2.193
5	11	96 Jake DIXON	GBR	Inde GASGAS Aspar M2	KALEX	22'37.274	155.4	3.041
6	10	35 Somkiat CHANTRA	THA	IDEMITSU Honda Team Asia	KALEX	22'38.408	155.2	4.175
7	9	7 Barry BALTUS	BEL	Fieten Olie Racing GP	KALEX	22'43.086	154.7	8.853
8	8	54 Fermín ALDEGUER	SPA	Lightech SpeedUp	BOSCOSCURO	22'43.670	154.6	9.437
9	7	79 Ai OGURA	JPN	IDEMITSU Honda Team Asia	KALEX	22'44.929	154.5	10.696
10	6	11 Sergio GARCIA	SPA	Pons Wegow Los40	KALEX	22'45.050	154.5	10.817
11	5	3 Lukas TULOVIC	GER	Liqui Moly Husqvarna Intact GP	KALEX	22'45.821	154.4	11.588
12	4	16 Joe ROBERTS	USA	Italtrans Racing Team	KALEX	22'46.361	154.3	12.128
13	3	52 Jeremy ALCOBA	SPA	QJMOTOR Gresini Moto2	KALEX	22'46.570	154.3	12.337
14	2	71 Dennis FOGGIA	ITA	Italtrans Racing Team	KALEX	22'47.294	154.2	13.061
15	1	22 Sam LOWES	GBR	Elf Marc VDS Racing Team	KALEX	22'47.928	154.1	13.695
16	4	Sean Dylan KELLY	USA	American Racing	KALEX	22'48.866	154.0	14.633
17	24	Marcos RAMIREZ	SPA	Forward Team	FORWARD	22'52.477	153.6	18.244
18	64	Bo BENDSNEYDER	NED	Pertamina Mandalika SAG Team	KALEX	22'54.113	153.4	19.880
19	8	Senna AGIUS	AUS	Liqui Moly Husqvarna Intact GP	KALEX	22'56.848	153.1	22.615
20	84	Zonta VD GOORBERGH	NED	Fieten Olie Racing GP	KALEX	22'56.917	153.1	22.684
21	19	Lorenzo DALLA PORTA	ITA	Pertamina Mandalika SAG Team	KALEX	22'59.498	152.8	25.265
22	28	Izan GUEVARA	SPA	Inde GASGAS Aspar M2	KALEX	22'59.580	152.8	25.347
23	72	Borja GOMEZ	SPA	Fantic Racing	KALEX	23'04.441	152.3	30.208
Not classified								
		17 Alex ESCRIG	SPA	Forward Team	FORWARD	10'06.459	149.0	8 laps
		37 Pedro ACOSTA	SPA	Red Bull KTM Ajo	KALEX	6'28.433	155.1	10 laps
		33 Rory SKINNER	GBR	American Racing	KALEX	6'38.376	151.2	10 laps
Not started								
		18 Manuel GONZALEZ	SPA	Correos Prepago Yamaha VR46 M	KALEX			
		75 Albert ARENAS	SPA	Red Bull KTM Ajo	KALEX			
		40 Aron CANET	SPA	Pons Wegow Los40	KALEX			

The results are provisional until the end of the limit for protest and appeals.

Time limit for protest expires 30' after publication of the results - Time:

These data/results cannot be reproduced, stored and/or transmitted in whole or in part by any manner of electronic, mechanical, photocopying, recording, broadcasting or otherwise now known or herein after developed without the previous express consent by the copyright owner, except for reproduction in daily press and regular printed publications on sale to the public within 60 days of the event related to those data/results and always provided that copyright symbol appears together as follows below.

© DORNA, 2023

Official MotoGP Timing by **TISSOT**
www.motogp.com

Le Mans, Sunday, May 14, 2023

Page 1 of 2





Results and timing service provided by **TISSOT**

Moto2™

SHARK GRAND PRIX DE FRANCE

Race

Classification after 14 laps = 58.59 km

29

Pos	Rider	Nation	Team	Motorcycle	Total Time	Km/h	Gap
-----	-------	--------	------	------------	------------	------	-----

Race condition: Dry
 Air: 17°
 Humidity: 72%
 Ground: 31°

Pole Position:		Sam LOWES	1'35.791	157.2 Km/h
Fastest Lap (New record):	Lap 3	Pedro ACOSTA	1'36.068	156.8 Km/h
Best Race Lap:	2022	Augusto FERNANDEZ	1'36.276	156.4 Km/h
All Time Lap Record:	2023	Sam LOWES	1'35.791	157.2 Km/h

12:00'00		SIGHTING LAP START
12:15'08		WARM UP LAP START
12:17'47		RACE START
12:17'59	Borja GOMEZ	starting from pit lane
12:19'00	-	No jump starts
12:19'41	Sam LOWES	crashed out - Rider OK
12:20'11	Manuel GONZALEZ	crashed out - Rider OK
12:20'29	Aron CANET	crashed out - Rider OK
12:20'41	Albert ARENAS	crashed out - Rider OK
12:21'30		Red flag
12:21'31		Less than 3 laps completed
12:21'32		New race will be for 14 laps
12:21'33		All riders eligible for the restart
12:26'37		Pit lane opens at 12:34 for a quick restart
12:34'00		SIGHTING LAP START
12:37'12		WARM UP LAP START
12:37'24	Sam LOWES	starting warm up lap from pit lane
12:39'41		RACE START
12:40'42	-	No jump starts
12:46'57	Pedro ACOSTA	crashed out - Rider OK
12:47'03	Rory SKINNER	crashed out - Rider OK
12:49'47	Alex ESCRIG	entered pits and retired
12:49'56	Fermín ALDEGUER	long lap penalty due to shortcut at T9
12:53'42	Fermín ALDEGUER	long lap penalty - COMPLETED

The results are provisional until the end of the limit for protest and appeals.

Time limit for protest expires 30' after publication of the results - Time:

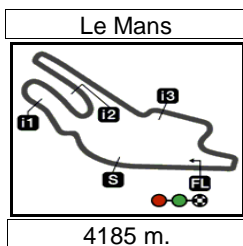
These data/results cannot be reproduced, stored and/or transmitted in whole or in part by any manner of electronic, mechanical, photocopying, recording, broadcasting or otherwise now known or herein after developed without the previous express consent by the copyright owner, except for reproduction in daily press and regular printed publications on sale to the public within 60 days of the event related to those data/results and always provided that copyright symbol appears together as follows below.

© DORNA, 2023

Official MotoGP Timing by **TISSOT**
 www.motogp.com

Le Mans, Sunday, May 14, 2023





Results and timing service provided by **TISSOT**

Moto2™

SHARK GRAND PRIX DE FRANCE

World Championship Classification

30

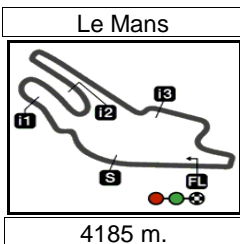
Rider	Points	Leader	Previous	POR	ARG	AME	SPA	FRA	ITA	GER	NED	GBR	AUT	CAT	RSM	IND	JPN	INA	AUS	THA	MAL	QAT	VAL
1 ARBOLINO Tony	ITA	99		16	25	20	13	25															
2 ACOSTA Pedro	SPA	74	25	25	25	4	25	20	-														
3 LOPEZ Alonso	SPA	61	38	13	-	20	9	16	16														
4 SALAC Filip	CZE	60	39	1	13	9	11	7	20														
5 CANET Aron	SPA	52	47	8	20	13	8	11	-														
6 DIXON Jake	GBR	47	52	5	10	16	-	10	11														
7 LOWES Sam	GBR	44	55	3	9	6	3	25	1														
8 CHANTRA Somkiat	THA	39	60	5	7	8	5	9	10														
9 VIETTI Celestino	ITA	28	71	11	5	3	7	-	13														
10 ALDEGUER Fermín	SPA	28	71	0	3	1	10	6	8														
11 ARENAS Albert	SPA	27	72	1	8	7	4	8	-														
12 GONZALEZ Manuel	SPA	26	73	1	11	5	6	4	-														
13 GARCIA Sergio	SPA	23	76	3	1	11	-	5	6														
14 ALCOBA Jeremy	SPA	22	77	1	6	0	13	0	3														
15 BENDSNEYDER Bo	NED	16	83	6	-	0	16	0	0														
16 BALTUS Barry	BEL	16	83	0	4	0	-	3	9														
17 BINDER Darryn	RSA	10	89	6	0	10	-	-	-														
18 ROBERTS Joe	USA	10	89	0	2	2	0	2	4														
19 OGURA Ai	JPN	8	91	2	-	-	1	-	7														
20 TULOVIC Lukas	GER	6	93	2	-	-	-	1	5														
21 FOGGIA Dennis	ITA	4	95	2	0	0	2	0	2														
22 KELLY Sean Dylan	USA	0	99	4	0	-	0	-	0														

These data/results cannot be reproduced, stored and/or transmitted in whole or in part by any manner of electronic, mechanical, photocopying, recording, broadcasting or otherwise now known or herein after developed without the previous express consent by the copyright owner, except for reproduction in daily press and regular printed publications on sale to the public within 60 days of the event related to those data/results and always provided that copyright symbol appears together as follows below.
© DORNA, 2023

Official MotoGP Timing by **TISSOT**
www.motogp.com

Le Mans, Sunday, May 14, 2023





Results and timing service provided by TISSOT

Moto2™

SHARK GRAND PRIX DE FRANCE

World Championship Classification

30

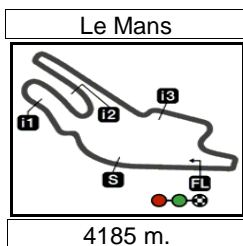
Rider	Points	Leader	Previous	POR	ARG	AME	SPA	FRA	ITA	GER	NED	GBR	AUT	CAT	RSM	IND	JPN	INA	AUS	THA	MAL	QAT	VAL
23 TORRES Jordi	0	99	0	0	0	-	-	-															
24 VD GOORBERGH Zonta	0	99	0	-	0	0	0	0															
25 GOMEZ Borja	0	99	0	0	0	0	0	0															
26 RAMIREZ Marcos	0	99	0	0	0	-	0	0															
27 DALLA PORTA Lorenzo	0	99	0	0	0	-	0	0															
28 AGIUS Senna	0	99	0	-	-	-	0	0															
29 SKINNER Rory	0	99	0	0	-	0	0	-															
30 MINAMIMOTO Soichiro	0	99	0	-	0	0	0	-															
31 GUEVARA Izan	0	99	0	-	-	0	0	0															
32 SANCHIS David	0	99	0	-	-	0	-	-															

These data/results cannot be reproduced, stored and/or transmitted in whole or in part by any manner of electronic, mechanical, photocopying, recording, broadcasting or otherwise now known or herein after developed without the previous express consent by the copyright owner, except for reproduction in daily press and regular printed publications on sale to the public within 60 days of the event related to those data/results and always provided that copyright symbol appears together as follows below.
© DORNA, 2023

Official MotoGP Timing by TISSOT
www.motogp.com

Le Mans, Sunday, May 14, 2023





Results and timing service provided by TISSOT

SHARK GRAND PRIX DE FRANCE

Moto2™

World Championship Classification

30

Constructor	Points	Leader	Previous	POR	ARG	AME	SPA	FRA	ITA	GER	NED	GBR	AUT	CAT	RSM	IND	JPN	INA	AUS	THA	MAL	QAT	VAL
1 KALEX	125			25	25	25	25	25															
2 BOSCOSCURO	65	60	60	3	20	10	16	16															

Team	Points	Leader	Previous	POR	ARG	AME	SPA	FRA	ITA	GER	NED	GBR	AUT	CAT	RSM	IND	JPN	INA	AUS	THA	MAL	QAT	VAL
1 ELF MARC VDS RACING TEAM	143			25	31	23	38	26															
2 RED BULL KTM AJO	101	42	42	33	11	29	28	-															
3 LIGHTECH SPEEDUP	89	54	12	3	21	19	22	24															
4 QJMOTOR GRESINI MOTO2	82	61	7	19	9	24	7	23															
5 PONS WEGOW LOS40	75	68	7	21	24	8	16	6															
6 INDE GASGAS ASPAR M2	47	96	28	10	16	-	10	11															
7 IDEMITSU HONDA TEAM ASIA	47	96	0	7	8	6	9	17															
8 FANTIC RACING	28	115	19	5	3	7	-	13															
9 CORREOS PREPAGO YAMAHA VR46 M	26	117	2	11	5	6	4	-															
10 PERTAMINA MANDALIKA SAG TEAM	16	127	10	-	-	16	-	-															
11 LIQUI MOLY HUSQVARNA INTACT GP	16	127	0	-	10	-	1	5															
12 FIETEN OLIE RACING GP	16	127	0	4	-	-	3	9															
13 ITALTRANS RACING TEAM	14	129	2	2	2	2	2	6															

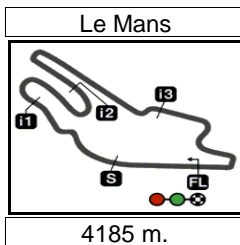
These data/results cannot be reproduced, stored and/or transmitted in whole or in part by any manner of electronic, mechanical, photocopying, recording, broadcasting or otherwise now known or herein after developed without the previous express consent by the copyright owner, except for reproduction in daily press and regular printed publications on sale to the public within 60 days of the event related to those data/results and always provided that copyright symbol appears together as follows below.
© DORNA, 2023

Official MotoGP Timing by TISSOT
www.motogp.com

Le Mans, Sunday, May 14, 2023

Page 3 of 3





Results and timing service provided by **TISSOT**

Moto2™

SHARK GRAND PRIX DE FRANCE

Race

Lap Chart

31

Pos	1	2	3	4	5	6	7	8	9	10	11	12	13	14	15	16	17	18	19	20	21	22	23	24	25
Grid	22	21	14	12	37	13	35	96	7	54	64	3	79	16	11	4	52	24	84	71	8	19	33	28	17



1	14	21	37	12	13	54	96	35	7	16	79	3	11	8	52	4	71	24	64	33	84	28	72	22	19	17
2	14	37	21	12	13	54	35	96	7	16	79	11	3	52	71	8	4	24	64	33	84	28	22	72	19	17
3	14	37	21	12	13	54	35	96	7	16	79	11	3	52	71	8	4	24	64	33	22	28	84	19	72	17
4	14	37	12	21	13	35	54	96	7	16	79	11	3	52	71	4	8	24	64	22	33	84	28	19	72	17
5	14	12	21	13	35	54	96	7	16	11	79	3	52	71	4	8	24	64	22	19	84	28	72	17		
6	14	12	21	13	35	96	54	7	16	11	79	3	52	71	4	8	24	22	64	19	84	28	72	17		
7	14	12	21	13	35	96	54	7	11	79	3	52	16	71	4	24	8	22	64	84	19	28	72			
8	14	12	21	13	35	96	54	7	11	79	3	16	52	71	4	24	22	64	8	84	19	28	72			
9	14	12	21	13	35	96	7	11	79	54	3	16	52	71	4	22	24	8	64	84	19	28	72			
10	14	12	21	13	35	96	7	11	79	54	3	16	52	71	4	22	24	64	8	84	19	28	72			
L	11	14	12	21	13	35	96	7	11	79	54	3	16	52	71	4	22	24	64	8	84	28	19	72		
a	12	14	12	21	13	35	96	7	11	54	79	3	16	52	71	4	22	24	64	8	84	28	19	72		
P	13	14	12	21	13	96	35	7	54	11	79	3	16	52	71	4	22	24	64	8	84	28	19	72		
S	14	14	12	21	13	96	35	7	54	79	11	3	16	52	71	22	4	24	64	8	84	19	28	72		

○ Winner □ Lapped rider

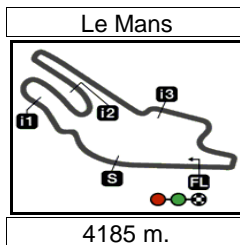
These data/results cannot be reproduced, stored and/or transmitted in whole or in part by any manner of electronic, mechanical, photocopying, recording, broadcasting or otherwise now known or herein after developed without the previous express consent by the copyright owner, except for reproduction in daily press and regular printed publications on sale to the public within 60 days of the event related to those data/results and always provided that copyright symbol appears together as follows below.

© DORNA, 2023

Official MotoGP Timing by **TISSOT**
www.motogp.com

Le Mans, Sunday, May 14, 2023





Results and timing service provided by TISSOT

Moto2™

SHARK GRAND PRIX DE FRANCE

Race

Fastest Lap of Each Rider

32

	Rider	Nation	Team	Motorcycle	Time	Lap Total	Gap
1	37 Pedro ACOSTA	SPA	Red Bull KTM Ajo	KALEX	1'36.068	3 4	
2	12 Filip SALAC	CZE	QJMOTOR Gresini Moto2	KALEX	1'36.133	4 14	0.065 0.065
3	14 Tony ARBOLINO	ITA	Elf Marc VDS Racing Team	KALEX	1'36.166	5 14	0.098 0.033
4	96 Jake DIXON	GBR	Inde GASGAS Aspar M2	KALEX	1'36.262	8 14	0.194 0.096
5	13 Celestino VIETTI	ITA	Fantic Racing	KALEX	1'36.268	7 14	0.200 0.006
6	35 Somkiat CHANTRA	THA	IDEMITSU Honda Team Asia	KALEX	1'36.329	11 14	0.261 0.061
7	21 Alonso LOPEZ	SPA	Lightech SpeedUp	BOSCOSCURO	1'36.376	7 14	0.308 0.047
8	22 Sam LOWES	GBR	Elf Marc VDS Racing Team	KALEX	1'36.464	10 14	0.396 0.088
9	11 Sergio GARCIA	SPA	Pons Wegow Los40	KALEX	1'36.600	4 14	0.532 0.136
10	54 Fermín ALDEGUER	SPA	Lightech SpeedUp	BOSCOSCURO	1'36.684	5 14	0.616 0.084
11	7 Barry BALTUS	BEL	Fieten Olie Racing GP	KALEX	1'36.743	5 14	0.675 0.059
12	16 Joe ROBERTS	USA	Italtrans Racing Team	KALEX	1'36.858	5 14	0.790 0.115
13	3 Lukas TULOVIC	GER	Liqui Moly Husqvarna Intact GP	KALEX	1'36.862	11 14	0.794 0.004
14	79 Ai OGURA	JPN	IDEMITSU Honda Team Asia	KALEX	1'36.933	6 14	0.865 0.071
15	71 Dennis FOGGIA	ITA	Italtrans Racing Team	KALEX	1'36.966	11 14	0.898 0.033
16	52 Jeremy ALCOBA	SPA	QJMOTOR Gresini Moto2	KALEX	1'36.968	6 14	0.900 0.002
17	4 Sean Dylan KELLY	USA	American Racing	KALEX	1'37.134	6 14	1.066 0.166
18	64 Bo BENDSNEYDER	NED	Pertamina Mandalika SAG Team	KALEX	1'37.309	11 14	1.241 0.175
19	24 Marcos RAMIREZ	SPA	Forward Team	FORWARD	1'37.445	8 14	1.377 0.136
20	84 Zonta VD GOORBERGH	NED	Fieten Olie Racing GP	KALEX	1'37.479	9 14	1.411 0.034
21	8 Senna AGIUS	AUS	Liqui Moly Husqvarna Intact GP	KALEX	1'37.603	5 14	1.535 0.124
22	19 Lorenzo DALLA PORTA	ITA	Pertamina Mandalika SAG Team	KALEX	1'37.608	4 14	1.540 0.005
23	28 Izan GUEVARA	SPA	Inde GASGAS Aspar M2	KALEX	1'37.649	6 14	1.581 0.041
24	33 Rory SKINNER	GBR	American Racing	KALEX	1'37.832	3 4	1.764 0.183
25	72 Borja GOMEZ	SPA	Fantic Racing	KALEX	1'37.912	4 14	1.844 0.080
26	17 Alex ESCRIG	SPA	Forward Team	FORWARD	1'38.563	4 6	2.495 0.651

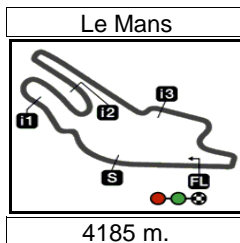
These data/results cannot be reproduced, stored and/or transmitted in whole or in part by any manner of electronic, mechanical, photocopying, recording, broadcasting or otherwise now known or herein after developed without the previous express consent by the copyright owner, except for reproduction in daily press and regular printed publications on sale to the public within 60 days of the event related to those data/results and always provided that copyright symbol appears together as follows below.

© DORNA, 2023

Official MotoGP Timing by TISSOT
www.motogp.com

Le Mans, Sunday, May 14, 2023





Results and timing service provided by **TISSOT**

Moto2™

SHARK GRAND PRIX DE FRANCE

After the Race

Event Best Maximum Speed

33



Rider	Nation	Team	Motorcycle	Km/h	
37 Pedro ACOSTA	SPA	Red Bull KTM Ajo	KALEX	268.7	Race
13 Celestino VIETTI	ITA	Fantic Racing	KALEX	267.3	Practice Nr. 1
28 Izan GUEVARA	SPA	Inde GASGAS Aspar M2	KALEX	267.3	Race
11 Sergio GARCIA	SPA	Pons Wegow Los40	KALEX	267.3	Race
24 Marcos RAMIREZ	SPA	Forward Team	FORWARD	266.6	Race
35 Somkiat CHANTRA	THA	IDEMITSU Honda Team Asia	KALEX	266.6	Race
52 Jeremy ALCOBA	SPA	QJMOTOR Gresini Moto2	KALEX	266.6	Race
54 Fermín ALDEGUER	SPA	Lightech SpeedUp	BOSCOSCURO	266.6	Race
71 Dennis FOGGIA	ITA	Italtrans Racing Team	KALEX	266.6	Race
7 Barry BALTUS	BEL	Fieten Olie Racing GP	KALEX	265.9	Race
96 Jake DIXON	GBR	Inde GASGAS Aspar M2	KALEX	265.9	Race
19 Lorenzo DALLA PORTA	ITA	Pertamina Mandalika SAG Team	KALEX	265.9	Race
8 Senna AGIUS	AUS	Liqui Moly Husqvarna Intact GP	KALEX	265.2	Race
84 Zonta VD GOORBERGH	NED	Fieten Olie Racing GP	KALEX	265.2	Race
16 Joe ROBERTS	USA	Italtrans Racing Team	KALEX	265.2	Race
17 Alex ESCRIG	SPA	Forward Team	FORWARD	265.2	Race
18 Manuel GONZALEZ	SPA	Correos Prepagó Yamaha VR46 M	KALEX	265.2	Practice Nr. 1
12 Filip SALAC	CZE	QJMOTOR Gresini Moto2	KALEX	264.5	Race
14 Tony ARBOLINO	ITA	Elf Marc VDS Racing Team	KALEX	264.5	Practice Nr. 3
3 Lukas TULOVIC	GER	Liqui Moly Husqvarna Intact GP	KALEX	264.5	Qualifying Nr. 1
22 Sam LOWES	GBR	Elf Marc VDS Racing Team	KALEX	263.8	Race
75 Albert ARENAS	SPA	Red Bull KTM Ajo	KALEX	263.8	Qualifying Nr. 2
72 Borja GOMEZ	SPA	Fantic Racing	KALEX	263.8	Race
4 Sean Dylan KELLY	USA	American Racing	KALEX	263.8	Race
21 Alonso LOPEZ	SPA	Lightech SpeedUp	BOSCOSCURO	263.1	Race
79 Ai OGURA	JPN	IDEMITSU Honda Team Asia	KALEX	263.1	Race
33 Rory SKINNER	GBR	American Racing	KALEX	262.4	Race
64 Bo BENDSNEYDER	NED	Pertamina Mandalika SAG Team	KALEX	261.7	Race
40 Aron CANET	SPA	Pons Wegow Los40	KALEX	261.7	Practice Nr. 1

These data/results cannot be reproduced, stored and/or transmitted in whole or in part by any manner of electronic, mechanical, photocopying, recording, broadcasting or otherwise now known or herein after developed without the previous express consent by the copyright owner, except for reproduction in daily press and regular printed publications on sale to the public within 60 days of the event related to those data/results and always provided that copyright symbol appears together as follows below.

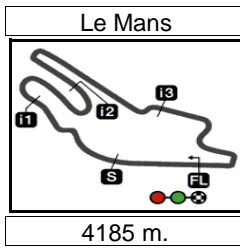
© DORNA, 2023

Official MotoGP Timing by TISSOT
www.motogp.com

Le Mans, Sunday, May 14, 2023

moto2™





Results and timing service provided by TISSOT

Moto2™

SHARK GRAND PRIX DE FRANCE

Race

Chronological Analysis of Performances

34

* Lap / Sector time cancelled T1 Time from finish line to 1st intermediate T3 Time from 2nd intermed. to 3rd intermed.
P Crossing the finish line in pit lane T2 Time from 1st intermed. to 2nd intermed. T4 Time from 3rd intermediate to finish line

Lap	Lap Time	T1	T2	T3	T4	Speed	Lap	Lap Time	T1	T2	T3	T4	Speed
1st 14 Tony ARBOLINO Elf Marc VDS Racing ITA							11	1'36.431	22.376	21.835	26.893	25.327	261.0
Runs=1 Total laps=14 Full laps=13 Valid laps=13							12	1'36.822 *	22.373	21.842	27.023*	25.584	261.7
1	1'38.826	24.807	21.768	27.008	25.243	260.3	13	1'36.854	22.405	21.915	27.071	25.463	261.7
2	1'36.257	22.443	21.716	26.844	25.254	260.3	14	1'37.058	22.411	21.935	27.071	25.641	261.0
3	1'36.345	22.340	21.774	26.966	25.265	261.0	4th 13 Celestino VIETTI Fantic Racing ITA						
4	1'36.287	22.462	21.776	26.754	25.295	259.0	Runs=1 Total laps=14 Full laps=13 Valid laps=13						
5	1'36.166	22.313	21.648	26.828	25.377	260.3	1	1'40.331	25.764	21.925	27.172	25.470	
6	1'37.584	22.463	21.852	27.851	25.418	261.7	2	1'36.780	22.446	21.935	26.995	25.404	266.6
7	1'36.347	22.397	21.742	26.879	25.329	259.6	3	1'37.495	22.393	21.770	27.358	25.974	265.9
8	1'36.581	22.339	21.795	27.028	25.419	259.0	4	1'36.820	22.720	21.750	26.877	25.473	261.0
9	1'36.589	22.411	21.771	26.956	25.451	261.0	5	1'36.556	22.420	21.821	26.904	25.411	264.5
10	1'36.411	22.270	21.861	26.903	25.377	261.7	6	1'36.619	22.401	21.782	27.002	25.434	264.5
11	1'36.550	22.346	21.832	26.943	25.429	261.0	7	1'36.268	22.286	21.805	26.847	25.330	264.5
12	1'36.675	22.363	21.883	26.930	25.499	261.0	8	1'36.531	22.335	21.806	26.870	25.520	263.1
13	1'36.924	22.483	21.910	27.102	25.429	259.6	9	1'36.530	22.410	21.840	26.868	25.412	265.2
14	1'36.691	22.334	21.821	26.958	25.578	261.7	10	1'36.420	22.195	21.909	26.878	25.438	265.2
2nd 12 Filip SALAC QJMOTOR Gresini M CZE							11	1'36.394	22.274	21.796	26.917	25.407	265.2
Runs=1 Total laps=14 Full laps=13 Valid laps=13							12	1'36.556	22.275	21.960	26.845	25.476	263.8
1	1'39.865	25.418	21.929	27.118	25.400		13	1'36.540	22.342	21.916	26.863	25.419	264.5
2	1'36.813	22.408	21.865	27.192	25.348	261.7	14	1'36.586	22.361	21.888	26.860	25.477	265.9
3	1'36.578	22.365	21.862	27.014	25.337	263.1	5th 96 Jake DIXON Inde GASGAS Aspar GBR						
4	1'36.133	22.218	21.682	26.987	25.246	264.5	Runs=1 Total laps=14 Full laps=13 Valid laps=13						
5	1'36.298	22.468	21.787	26.760	25.283	262.4	1	1'40.978	26.038	22.100	27.254	25.586	
6	1'36.399	22.377	21.799	26.909	25.314	259.0	2	1'37.215	22.414	21.903	27.308	25.590	263.8
7	1'36.198	22.311	21.724	26.894	25.269	262.4	3	1'36.854	22.445	21.745	27.124	25.540	263.1
8	1'36.577	22.367	21.832	26.942	25.436	260.3	4	1'37.230	22.568	22.018	27.167	25.477	265.9
9	1'36.492	22.284	21.838	26.963	25.407	262.4	5	1'36.666	22.385	21.807	27.098	25.376	263.8
10	1'36.570	22.264	21.906	27.016	25.384	263.1	6	1'36.784	22.801	21.746	26.896	25.341	265.9
11	1'36.495	22.338	21.821	26.945	25.391	261.7	7	1'36.681	22.352	21.808	27.140	25.381	261.0
12	1'36.829	22.366	21.937	27.059	25.467	261.0	8	1'36.262	22.371	21.752	26.852	25.287	260.3
13	1'36.608	22.403	21.869	27.019	25.317	261.0	9	1'36.335	22.283	21.755	26.925	25.372	262.4
14	1'36.998	22.435	21.870	27.137	25.556	261.7	10	1'36.459	22.365	21.817	26.882	25.395	263.1
3rd 21 Alonso LOPEZ Lighttech SpeedUp SPA							11	1'36.367	22.400	21.766	26.911	25.290	264.5
Runs=1 Total laps=14 Full laps=13 Valid laps=12							12	1'36.415	22.353	21.783	26.962	25.317	263.1
1	1'39.227	25.127	21.801	27.002	25.297		13	1'36.524	22.335	21.795	27.025	25.369	263.1
2	1'37.158	22.664	22.115	27.105	25.274	260.3	14	1'36.504	22.376	21.845	26.938	25.345	261.7
3	1'36.641	22.585	21.816	26.870	25.370	259.6	6th 35 Somkiat CHANTRA IDEMITSU Honda Tea THA						
4	1'36.619	22.398	22.000	26.894	25.327	259.6	Runs=1 Total laps=14 Full laps=13 Valid laps=13						
5	1'36.551	22.450	21.794	27.006	25.301	263.1	1	1'41.175	26.149	22.044	27.439	25.543	
6	1'36.394	22.443	21.735	26.900	25.316	261.0	2	1'36.769	22.443	21.772	27.068	25.486	266.6
7	1'36.376	22.320	21.733	26.925	25.398	262.4	3	1'36.863	22.289	21.866	27.246	25.462	265.9
8	1'36.554	22.376	21.870	26.950	25.358	259.0	4	1'36.817	22.682	21.832	26.946	25.357	263.8
9	1'36.510	22.352	21.831	26.894	25.433	261.0	5	1'36.599	22.398	21.815	26.921	25.465	265.2
10	1'36.575	22.415	21.904	26.966	25.290	261.7							

Fastest Lap: Pedro ACOSTA Red Bull KTM Ajo SPA **1'36.068** 22.271 21.754 26.788 25.255

These data/results cannot be reproduced, stored and/or transmitted in whole or in part by any manner of electronic, mechanical, photocopying, recording, broadcasting or otherwise now known or herein after developed without the previous express consent by the copyright owner, except for reproduction in daily press and regular printed publications on sale to the public within 60 days of the event related to those data/results and always provided that copyright symbol appears together as follows below.
© DORNA, 2023

Official MotoGP Timing by TISSOT
www.motogp.com

Le Mans, Sunday, May 14, 2023



Race

Moto2

Lap	Lap Time	T1	T2	T3	T4	Speed	Lap	Lap Time	T1	T2	T3	T4	Speed	
13th	52	Jeremy ALCOBA QJMOTOR Gresini M SPA						4	1'37.233	22.754	21.941	27.107	25.431	262.4
		Runs=1	Total laps=14	Full laps=13	Valid laps=13		5	1'37.303	22.741	21.993	27.111	25.458	261.7	
1	1'42.645	27.089	22.264	27.464	25.828		6	1'37.134	22.735	21.874	27.092	25.433	262.4	
2	1'37.568	22.923	22.035	27.089	25.521	265.9	7	1'37.401	22.649	21.982	27.246	25.524	262.4	
3	1'37.129	22.481	21.955	27.134	25.559	263.8	8	1'37.285	22.652	21.899	27.241	25.493	261.0	
4	1'37.400	22.802	21.912	27.294	25.392	264.5	9	1'37.184	22.674	21.917	27.126	25.467	261.7	
5	1'37.159	22.551	22.028	27.166	25.414	263.8	10	1'37.204	22.602	21.967	27.114	25.521	263.1	
6	1'36.968	22.432	21.986	27.101	25.449	265.9	11	1'37.374	22.622	22.087	27.082	25.583	260.3	
7	1'37.121	22.474	21.952	27.147	25.548	263.8	12	1'37.176	22.623	21.889	27.163	25.501	261.0	
8	1'37.470	22.590	22.128	27.165	25.587	263.1	13	1'37.244	22.625	21.899	27.143	25.577	261.7	
9	1'37.290	22.561	22.006	27.126	25.597	266.6	14	1'37.725	22.857	22.037	27.229	25.602	260.3	
10	1'37.278	22.497	22.056	27.138	25.587	264.5								
11	1'37.099	22.455	21.952	27.154	25.538	263.8	17th	24	Marcos RAMIREZ Forward Team SPA					
12	1'37.260	22.513	22.049	27.100	25.598	265.2			Runs=1	Total laps=14	Full laps=13	Valid laps=13		
13	1'37.091	22.436	22.002	27.069	25.584	265.2	1	1'43.084	26.980	22.668	27.881	25.555		
14	1'37.092	22.443	22.017	27.019	25.613	266.6	2	1'38.149	22.752	22.222	27.366	25.809	266.6	
							3	1'37.489	22.657	22.017	27.315	25.500	265.2	
14th	71	Dennis FOGGIA Italtrans Racing Team ITA						4	1'37.893	22.820	22.158	27.190	25.725	264.5
		Runs=1	Total laps=14	Full laps=13	Valid laps=13		5	1'37.607	22.690	22.015	27.272	25.630	263.1	
1	1'42.971	27.390	22.397	27.575	25.609		6	1'37.783	23.184	22.059	27.091	25.449	263.1	
2	1'37.738	22.766	22.042	27.343	25.587	265.2	7	1'37.666	22.661	22.066	27.107	25.832	262.4	
3	1'37.160	22.660	21.853	27.134	25.513	262.4	8	1'37.445	22.739	21.983	27.105	25.618	257.6	
4	1'37.046	22.614	21.800	27.241	25.391	263.1	9	1'37.501	22.896	21.981	27.106	25.518	260.3	
5	1'37.435	22.559	21.934	27.190	25.752	266.6	10	1'37.520	22.619	22.057	27.271	25.573	261.0	
6	1'37.505	22.769	21.945	27.216	25.575	262.4	11	1'37.618	22.690	22.063	27.171	25.694	258.3	
7	1'37.130	22.543	21.884	27.146	25.557	263.1	12	1'37.491	22.637	22.060	27.267	25.527	259.0	
8	1'37.162	22.625	22.000	27.016	25.521	262.4	13	1'37.555	22.739	22.042	27.190	25.584	260.3	
9	1'37.148	22.586	21.903	27.133	25.526	264.5	14	1'37.676	22.785	22.081	27.213	25.597	259.0	
10	1'37.136	22.513	22.050	27.069	25.504	264.5								
11	1'36.966	22.489	21.954	27.088	25.435	262.4	18th	64	Bo BENDSNEYDER Pertamina Mandalika NED					
12	1'37.383	22.531	22.000	27.135	25.717	263.1			Runs=1	Total laps=14	Full laps=13	Valid laps=13		
13	1'37.032	22.528	21.921	27.008	25.575	263.8	1	1'43.479	27.526	22.459	27.754	25.740		
14	1'37.482	22.493	21.990	27.162	25.837	263.1	2	1'37.996	22.722	21.990	27.575	25.709	260.3	
							3	1'37.615	22.710	21.950	27.434	25.521	259.0	
15th	22	Sam LOWES Elf Marc VDS Racing GBR						4	1'37.773	22.629	22.167	27.192	25.785	261.0
		Runs=1	Total laps=14	Full laps=13	Valid laps=13		5	1'37.585	22.660	21.981	27.253	25.691	259.6	
1	1'45.019	28.034	22.665	28.215	26.105		6	1'38.146	23.042	22.315	27.242	25.547	261.7	
2	1'37.946	22.882	21.948	27.289	25.827	261.7	7	1'37.741	22.543	21.861	27.285	26.052	260.3	
3	1'37.847	22.668	21.940	27.264	25.975	262.4	8	1'37.731	22.697	21.965	27.236	25.833	261.0	
4	1'37.252	22.550	21.581	27.388	25.733	261.0	9	1'37.914	23.280	21.971	27.026	25.637	257.0	
5	1'36.814	22.515	21.700	27.223	25.376	260.3	10	1'37.809	22.685	22.167	27.300	25.657	260.3	
6	1'37.503	22.638	22.054	27.231	25.580	263.8	11	1'37.309	22.610	21.962	27.170	25.567	257.6	
7	1'37.845	22.544	21.911	27.175	26.215	261.7	12	1'37.579	22.702	22.025	27.188	25.664	259.0	
8	1'37.040	22.581	21.920	27.137	25.402	259.6	13	1'37.791	22.761	22.094	27.247	25.689	259.0	
9	1'36.609	22.666	21.704	26.932	25.307	263.1	14	1'37.645	22.808	22.073	27.153	25.611	257.0	
10	1'36.464	22.440	21.773	26.978	25.273	262.4								
11	1'37.334	22.441	21.723	27.443	25.727	261.0	19th	8	Senna AGIUS Liqui Moly Husqvarna AUS					
12	1'36.789	22.481	21.741	27.024	25.543	260.3			Runs=1	Total laps=14	Full laps=13	Valid laps=12		
13	1'36.869	22.518	21.780	27.035	25.536	260.3	1	1'42.520	26.793	22.208	27.571	25.948		
14	1'36.597	22.528	21.657	27.044	25.368	262.4	2	1'38.428	22.885	22.257	27.413	25.873	265.2	
							3	1'37.606	22.538	22.073	27.194	25.801	263.8	
16th	4	Sean Dylan KELLY American Racing USA						4	1'37.954	22.897	22.090	27.205	25.762	259.6
		Runs=1	Total laps=14	Full laps=13	Valid laps=13		5	1'37.603	22.624	21.976	27.151	25.852	262.4	
1	1'42.810	27.174	22.522	27.403	25.711		6	1'37.732	22.706	22.021	27.167	25.838	261.0	
2	1'38.306	22.867	22.244	27.371	25.824	263.8	7	1'38.069	22.613	22.068	27.167	26.221	261.0	
3	1'37.487	22.657	21.945	27.215	25.670	262.4	8	1'38.242	22.746	22.161	27.275	26.060	263.8	

Fastest Lap: Pedro ACOSTA Red Bull KTM Ajo SPA **1'36.068** 22.271 21.754 26.788 25.255

These data/results cannot be reproduced, stored and/or transmitted in whole or in part by any manner of electronic, mechanical, photocopying, recording, broadcasting or otherwise now known or herein after developed without the previous express consent by the copyright owner, except for reproduction in daily press and regular printed publications on sale to the public within 60 days of the event related to those data/results and always provided that copyright symbol appears together as follows below.
© DORNA, 2023

Race

Moto2

Lap	Lap Time	T1	T2	T3	T4	Speed	Lap	Lap Time	T1	T2	T3	T4	Speed
9	1'37.646	22.762	22.022	<u>27.063</u>	25.799	261.0	14	1'38.149	22.812	22.404	27.276	25.657	261.7
10	1'38.302	22.733	22.292	27.403	25.874	262.4	23rd 72 Borja GOMEZ Fantic Racing SPA Runs=1 Total laps=14 Full laps=13 Valid laps=13						
11	1'37.456 *	22.552	22.058	27.180*	<u>25.666</u>	261.0	1	1'44.699	27.702	22.808	28.204	25.985	
12	1'37.894	22.749	22.037	27.209	25.899	263.8	2	1'38.686	23.137	22.279	27.379	25.891	261.7
13	1'38.912	22.682	22.101	28.116	26.013	262.4	3	1'38.675	22.832	22.167	27.375	26.301	261.7
14	1'38.484	22.845	22.296	27.354	25.989	260.3	4	<u>1'37.912</u>	22.772	<u>22.099</u>	27.282	25.759	262.4
20th 84 Zonta VD GOORBE Fieten Olie Racing GP NED Runs=1 Total laps=14 Full laps=13 Valid laps=12							5	1'38.583	22.862	22.372	27.465	25.884	261.7
1	1'44.125	27.435	22.648	28.187	25.855		6	1'38.096	<u>22.698</u>	22.221	27.351	25.826	<u>263.8</u>
2	1'38.238	22.769	22.133	27.537	25.799	261.7	7	1'37.915	22.806	22.109	<u>27.266</u>	<u>25.734</u>	262.4
3	1'38.904	22.673	22.231	27.412	26.588	261.0	8	1'38.064	22.766	22.110	27.334	25.854	262.4
4	1'37.556	22.682	<u>21.950</u>	27.296	25.628	<u>265.2</u>	9	1'38.224	22.885	22.140	27.318	25.881	262.4
5	1'38.795	22.600	23.266	27.351	25.578	261.7	10	1'38.452	22.861	22.293	27.371	25.927	261.7
6	1'37.966	22.826	22.162	27.311	25.667	261.7	11	1'38.555	22.860	22.179	27.531	25.985	260.3
7	1'37.848	22.828	22.078	27.340	25.602	261.7	12	1'38.569	22.876	22.244	27.499	25.950	259.6
8	1'37.505	22.593	21.980	27.353	25.579	259.0	13	1'38.754	22.872	22.278	27.479	26.125	261.0
9	<u>1'37.479</u>	22.666	22.014	27.264	25.535	259.0	14	1'39.257	22.890	22.424	27.787	26.156	260.3
10	1'37.509	22.620	22.130	<u>27.262</u>	<u>25.497</u>	260.3	24th 17 Alex ESCRIG Forward Team SPA Runs=1 Total laps=6 Full laps=4 Valid laps=4						
11	1'37.652	22.593	22.134	27.364	25.561	258.3	1	1'45.491	28.057	22.943	28.167	26.324	
12	1'37.576	22.583	22.069	27.284	25.640	259.0	2	1'38.777	22.978	22.346	27.499	<u>25.954</u>	<u>265.2</u>
13	1'37.486	<u>22.527</u>	22.034	27.361	25.564	261.0	3	1'38.617	22.790	22.300	<u>27.359</u>	26.168	263.8
14	1'38.278 *	22.723	22.064	27.317	26.174*	258.3	4	<u>1'38.563</u>	<u>22.744</u>	<u>22.282</u>	27.407	26.130	264.5
21st 19 Lorenzo DALLA PO Pertamina Mandalika ITA Runs=1 Total laps=14 Full laps=13 Valid laps=13							5	1'39.460	23.093	22.555	27.557	26.255	261.0
1	1'45.204	27.831	22.726	28.270	26.377		6	1'45.551 P	23.56*	22.872	28.326	30.786	261.0
2	1'38.382	22.989	22.167	27.330	25.896	262.4	25th 37 Pedro ACOSTA Red Bull KTM Ajo SPA Runs=1 Total laps=4 Full laps=3 Valid laps=3						
3	1'38.191	22.807	22.176	27.303	25.905	265.2	1	1'39.387	25.312	21.825	27.004	<u>25.246</u>	
4	<u>1'37.608</u>	22.757	<u>22.039</u>	<u>27.127</u>	25.685	264.5	2	1'36.686	22.508	21.989	26.925	25.264	<u>268.7</u>
5	1'38.058	<u>22.588</u>	22.461	27.224	25.785	<u>265.9</u>	3	<u>1'36.068</u>	<u>22.271</u>	<u>21.754</u>	<u>26.788</u>	25.255	261.7
6	1'38.025	22.897	22.117	27.268	25.743	262.4	4	1'36.292	22.301	21.812	26.833	25.346	263.1
7	1'38.428	22.852	22.353	27.372	25.851	261.7	unfinished	22.337					264.5
8	1'37.795	22.733	22.074	27.170	25.818	263.1	26th 33 Rory SKINNER American Racing GBR Runs=1 Total laps=4 Full laps=3 Valid laps=2						
9	1'37.874	22.747	22.135	27.234	25.758	262.4	1	1'43.894	27.558	22.690	27.877	25.769	
10	1'38.168	22.798	22.211	27.249	25.910	263.1	2	1'38.300	22.737	22.218	27.569	25.776	260.3
11	1'38.098	22.977	22.185	27.257	<u>25.679</u>	261.7	3	<u>1'37.832</u>	22.629	22.213	<u>27.336</u>	<u>25.654</u>	260.3
12	1'37.867	22.656	22.145	27.318	25.748	263.1	4	1'38.350 *	<u>22.620</u>	<u>22.188</u>	27.360	26.182*	261.0
13	1'37.897	22.810	22.084	27.167	25.836	262.4	unfinished	22.685					<u>262.4</u>
14	1'37.903	22.740	22.171	27.239	25.753	263.1	22nd 28 Izan GUEVARA Inde GASGAS Aspar SPA Runs=1 Total laps=14 Full laps=13 Valid laps=13						
1	1'44.417	27.927	22.642	27.977	25.871		1	1'44.417	27.927	22.642	27.977	25.871	
2	1'38.369	22.881	22.132	27.555	25.801	265.2	2	1'38.369	22.881	22.132	27.555	25.801	265.2
3	1'38.375	22.714	22.191	27.532	25.938	263.8	3	1'38.375	22.714	22.191	27.532	25.938	263.8
4	1'38.008	22.630	22.250	27.360	25.768	265.2	4	1'38.008	22.630	22.250	27.360	25.768	265.2
5	1'39.095	<u>22.615</u>	23.164	27.487	25.829	263.8	5	1'39.095	<u>22.615</u>	23.164	27.487	25.829	263.8
6	<u>1'37.649</u>	22.624	22.093	27.215	25.717	264.5	6	<u>1'37.649</u>	22.624	22.093	27.215	25.717	264.5
7	1'38.140	22.816	22.151	27.472	25.701	265.9	7	1'38.140	22.816	22.151	27.472	25.701	265.9
8	1'37.909	22.772	22.099	<u>27.199</u>	25.839	<u>267.3</u>	8	1'37.909	22.772	22.099	<u>27.199</u>	25.839	<u>267.3</u>
9	1'37.800	22.686	22.147	27.240	25.727	266.6	9	1'37.800	22.686	22.147	27.240	25.727	266.6
10	1'38.037	22.735	22.158	27.406	25.738	265.2	10	1'38.037	22.735	22.158	27.406	25.738	265.2
11	1'37.741	22.720	<u>22.077</u>	27.350	<u>25.594</u>	263.8	11	1'37.741	22.720	<u>22.077</u>	27.350	<u>25.594</u>	263.8
12	1'37.802	22.655	22.171	27.280	25.696	260.3	12	1'37.802	22.655	22.171	27.280	25.696	260.3
13	1'38.089	22.778	22.134	27.357	25.820	261.7	13	1'38.089	22.778	22.134	27.357	25.820	261.7

Fastest Lap: Pedro ACOSTA Red Bull KTM Ajo SPA **1'36.068** 22.271 21.754 26.788 25.255

These data/results cannot be reproduced, stored and/or transmitted in whole or in part by any manner of electronic, mechanical, photocopying, recording, broadcasting or otherwise now known or herein after developed without the previous express consent by the copyright owner, except for reproduction in daily press and regular printed publications on sale to the public within 60 days of the event related to those data/results and always provided that copyright symbol appears together as follows below.
© DORNA, 2023

Official MotoGP Timing by TISSOT
www.motogp.com

Le Mans, Sunday, May 14, 2023

Page 4 of 4



Num	Lap Time	Gap
54	1'36.822	9.300
79	1'37.479	9.670
3	1'37.652	10.596
16	1'37.210	11.479
52	1'37.260	11.769
71	1'37.383	12.162
4	1'37.176	13.279
22	1'36.789	13.844
24	1'37.491	16.628
64	1'37.579	18.059
8	1'37.894	18.834
84	1'37.576	20.535
28	1'37.802	22.724
19	1'37.867	23.080
72	1'38.569	25.812

Lap 13

14	1'36.924	
12	1'36.608	0.313
21	1'36.854	1.170
13	1'36.540	2.298
96	1'36.524	3.228
35	1'37.380	3.778
7	1'37.131	7.973
54	1'36.689	9.065
11	1'37.522	9.764
79	1'37.164	9.910
3	1'37.287	10.959
16	1'37.154	11.709
52	1'37.091	11.936
71	1'37.032	12.270
4	1'37.244	13.599
22	1'36.869	13.789
24	1'37.555	17.259
64	1'37.791	18.926
8	1'38.912	20.822
84	1'37.486	21.097
28	1'38.089	23.889
19	1'37.897	24.053
72	1'38.754	27.642

Lap 14

14	1'36.691	
12	1'36.998	0.620
21	1'37.058	1.537
13	1'36.586	2.193
96	1'36.504	3.041
35	1'37.088	4.175
7	1'37.571	8.853
54	1'37.063	9.437
79	1'37.477	10.696
11	1'37.744	10.817
3	1'37.320	11.588
16	1'37.110	12.128
52	1'37.092	12.337
71	1'37.482	13.061
22	1'36.597	13.695
4	1'37.725	14.633
24	1'37.676	18.244
64	1'37.645	19.880
8	1'38.484	22.615
84	1'38.278	22.684
19	1'37.903	25.265
28	1'38.149	25.347
72	1'39.257	30.208

Lapped rider

These data/results cannot be reproduced, stored and/or transmitted in whole or in part by any manner of electronic, mechanical, photocopying, recording, broadcasting or otherwise now known or herein after developed without the previous express consent by the copyright owner, except for reproduction in daily press and regular printed publications on sale to the public within 60 days of the event related to those data/results and always provided that copyright symbol appears together as follows below.

© DORNA, 2023

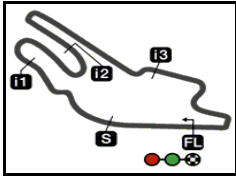
Official MotoGP Timing by TISSOT
www.motogp.com

Le Mans, Sunday, May 14, 2023

Page 2 of 2



Le Mans



4185 m.

Results and timing service provided by TISSOT

SHARK GRAND PRIX DE FRANCE

2023 Rookie of the Year Classification

Moto2™

36

Rider	Nation	Points	Leader	Previous	POR	ARG	AME	SPA	FRA	ITA	GER	NED	GBR	AUT	CAT	RSM	IND	JPN	INA	AUS	THA	MAL	QAT	VAL
1 GARCIA Sergio	SPA	23			1	11	-	5	6															
2 BINDER Darryn	RSA	10	13	13	-	10	-	-	-															
3 FOGGIA Dennis	ITA	4	19	6	-	-	2	-	2															

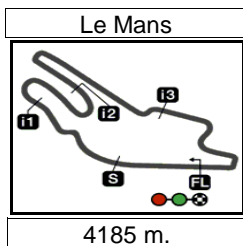
These data/results cannot be reproduced, stored and/or transmitted in whole or in part by any manner of electronic, mechanical, photocopying, recording, broadcasting or otherwise now known or herein after developed without the previous express consent by the copyright owner, except for reproduction in daily press and regular printed publications on sale to the public within 60 days of the event related to those data/results and always provided that copyright symbol appears together as follows below.

© DORNA, 2023

Official MotoGP Timing by TISSOT
www.motogp.com

Le Mans, Sunday, May 14, 2023





Results and timing service provided by **TISSOT**

After the **SHARK GRAND PRIX DE FRANCE**

Moto2™

2023 Riders Performance

(Qualifying Position - Starting Position - Race Position)

37

Rider	Points	POR	ARG	AME	SPA	FRA	ITA	GER	NED	GBR	AUT	CAT	RSM	IND	JPN	INA	AUS	THA	MAL	QAT	VAL	
1 ARBOLINO Tony	99	8	8	8	10	3																
		8-3	8-1	8-2	10-4	3-1	-	-	-	-	-	-	-	-	-	-	-	-	-	-	-	-
2 ACOSTA Pedro	74	3	5	2	2	5																
		3-1	5-12	2-1	2-2	5-NC	-	-	-	-	-	-	-	-	-	-	-	-	-	-	-	-
3 LOPEZ Alonso	61	14	1	5	4	2																
		14-NC	1-2	5-7	4-3	2-3	-	-	-	-	-	-	-	-	-	-	-	-	-	-	-	-
4 SALAC Filip	60	1	13	3	13	4																
		1-4	13-7	3-5	13-9	4-2	-	-	-	-	-	-	-	-	-	-	-	-	-	-	-	-
5 CANET Aron	52	2	2	7	12	13																
		2-2	2-4	7-8	12-5	-NS	-	-	-	-	-	-	-	-	-	-	-	-	-	-	-	-
6 DIXON Jake	47	12	4	6	3	8																
		12-6	4-3	-NS	3-6	8-5	-	-	-	-	-	-	-	-	-	-	-	-	-	-	-	-
7 LOWES Sam	44	9	14	18	1	1																
		9-7	14-10	18-13	1-1	30-15	-	-	-	-	-	-	-	-	-	-	-	-	-	-	-	-
8 CHANTRA Somkiat	39	13	3	15	11	7																
		13-9	3-8	15-11	11-7	7-6	-	-	-	-	-	-	-	-	-	-	-	-	-	-	-	-
9 VIETTI Celestino	28	4	6	1	7	6																
		4-11	6-13	1-9	7-NC	6-4	-	-	-	-	-	-	-	-	-	-	-	-	-	-	-	-
10 ALDEGUER Fermín	28	16	16	11	14	11																
		16-13	16-15	11-6	14-10	11-8	-	-	-	-	-	-	-	-	-	-	-	-	-	-	-	-
11 ARENAS Albert	27	7	10	13	9	12																
		7-8	10-9	13-12	9-8	-NS	-	-	-	-	-	-	-	-	-	-	-	-	-	-	-	-
12 GONZALEZ Manuel	26	5	7	9	16	9																
		5-5	7-11	9-10	16-12	-NS	-	-	-	-	-	-	-	-	-	-	-	-	-	-	-	-
13 GARCIA Sergio	23	17	28	20	18	18																
		17-15	28-5	20-NC	18-11	18-10	-	-	-	-	-	-	-	-	-	-	-	-	-	-	-	-

NC=Not classified NL=Not finished first lap NP=Not started race re-start N2=Not finished first lap race re-start EX=Excluded NS=Not Started DS=Disqualified

These data/results cannot be reproduced, stored and/or transmitted in whole or in part by any manner of electronic, mechanical, photocopying, recording, broadcasting or otherwise now known or herein after developed without the previous express consent by the copyright owner, except for reproduction in daily press and regular printed publications on sale to the public within 60 days of the event related to those data/results and always provided that copyright symbol appears together as follows below.
© DORNA, 2023

Official MotoGP Timing by **TISSOT**
www.motogp.com



Rider	Points	POR	ARG	AME	SPA	FRA	ITA	GER	NED	GBR	AUT	CAT	RSM	IND	JPN	INA	AUS	THA	MAL	QAT	VAL	
14 ALCOBA Jeremy	22	6	15	10	19	20																
		6-10	15-17	10-4	19-16	20-13	-	-	-	-	-	-	-	-	-	-	-	-	-	-	-	-
15 BENDSNEYDER Bo	16	10	17	4	15	14																
		10-NC	17-22	4-3	30-17	14-18	-	-	-	-	-	-	-	-	-	-	-	-	-	-	-	-
16 BALTUS Barry	16	15	12	12	6	10																
		15-12	12-19	12-NC	6-13	10-7	-	-	-	-	-	-	-	-	-	-	-	-	-	-	-	-
17 BINDER Darryn	10	11	11																			
		11-16	11-6	-	-	-	-	-	-	-	-	-	-	-	-	-	-	-	-	-	-	-
18 ROBERTS Joe	10	19	9	16	8	17																
		19-14	9-14	16-16	8-14	17-12	-	-	-	-	-	-	-	-	-	-	-	-	-	-	-	-
19 OGURA Ai	8		21	17	5	16																
		-	-NS	17-15	5-NC	16-9	-	-	-	-	-	-	-	-	-	-	-	-	-	-	-	-
20 TULOVIC Lukas	6			23	20	15																
		-	-	23-NC	20-15	15-11	-	-	-	-	-	-	-	-	-	-	-	-	-	-	-	-
21 FOGGIA Dennis	4	23	22	14	24	23																
		23-18	22-25	14-14	24-18	23-14	-	-	-	-	-	-	-	-	-	-	-	-	-	-	-	-
22 KELLY Sean Dylan	0	24	18	22	21	19																
		24-20	18-NC	22-18	21-NC	19-16	-	-	-	-	-	-	-	-	-	-	-	-	-	-	-	-
23 TORRES Jordi	0	26	23																			
		26-23	23-16	-	-	-	-	-	-	-	-	-	-	-	-	-	-	-	-	-	-	-
24 VD GOORBERGH Zonta	0	18	20	21	17	22																
		18-NC	20-18	21-17	17-23	22-20	-	-	-	-	-	-	-	-	-	-	-	-	-	-	-	-
25 GOMEZ Borja	0	20	29	26	22	27																
		20-17	29-21	26-20	22-19	31-23	-	-	-	-	-	-	-	-	-	-	-	-	-	-	-	-
26 RAMIREZ Marcos	0	22	19	25	23	21																
		22-21	19-24	25-NC	23-20	21-17	-	-	-	-	-	-	-	-	-	-	-	-	-	-	-	-
27 DALLA PORTA Lorenzo	0	21	24	19	25	25																
		21-19	24-23	19-NC	31-25	25-21	-	-	-	-	-	-	-	-	-	-	-	-	-	-	-	-
28 AGIUS Senna	0				28	24																
		-	-	-	28-21	24-19	-	-	-	-	-	-	-	-	-	-	-	-	-	-	-	-
29 SKINNER Rory	0	25	25	24	27	26																
		25-22	25-NC	24-19	27-24	26-NC	-	-	-	-	-	-	-	-	-	-	-	-	-	-	-	-

NC=Not classified NL=Not finished first lap NP=Not started race re-start N2=Not finished first lap race re-start EX=Excluded NS=Not Started DS=Disqualified

These data/results cannot be reproduced, stored and/or transmitted in whole or in part by any manner of electronic, mechanical, photocopying, recording, broadcasting or otherwise now known or herein after developed without the previous express consent by the copyright owner, except for reproduction in daily press and regular printed publications on sale to the public within 60 days of the event related to those data/results and always provided that copyright symbol appears together as follows below.
© DORNA, 2023

Official MotoGP Timing by **TISSOT**
www.motogp.com



	Rider	<i>Points</i>	POR	ARG	AME	SPA	FRA	<i>ITA</i>	<i>GER</i>	<i>NED</i>	<i>GBR</i>	<i>AUT</i>	<i>CAT</i>	<i>RSM</i>	<i>IND</i>	<i>JPN</i>	<i>INA</i>	<i>AUS</i>	<i>THA</i>	<i>MAL</i>	<i>QAT</i>	<i>VAL</i>	
30	MINAMIMOTO Soichiro	0		27	29	29																	
			-	27-20	29-23	29-26	-	-	-	-	-	-	-	-	-	-	-	-	-	-	-	-	-
31	GUEVARA Izan	0			27	26	28																
			-	-	27-21	26-22	28-22	-	-	-	-	-	-	-	-	-	-	-	-	-	-	-	-
32	SANCHIS David	0	27	26	28																		
			27-NC	26-NC	28-22	-	-	-	-	-	-	-	-	-	-	-	-	-	-	-	-	-	-
33	ESCRIG Alex	0				30	29																
			-	-	-	-NS	29-NC	-	-	-	-	-	-	-	-	-	-	-	-	-	-	-	-

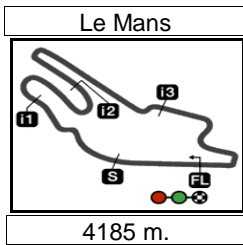
NC=Not classified NL=Not finished first lap NP=Not started race re-start N2=Not finished first lap race re-start EX=Excluded NS=Not Started DS=Disqualified

These data/results cannot be reproduced, stored and/or transmitted in whole or in part by any manner of electronic, mechanical, photocopying, recording, broadcasting or otherwise now known or herein after developed without the previous express consent by the copyright owner, except for reproduction in daily press and regular printed publications on sale to the public within 60 days of the event related to those data/results and always provided that copyright symbol appears together as follows below.
© DORNA, 2023

Official MotoGP Timing by **TISSOT**
www.motogp.com

Le Mans, Sunday, May 14, 2023





SHARK GRAND PRIX DE FRANCE
Official Starting Grid

Race : 14 laps = 58.59 km

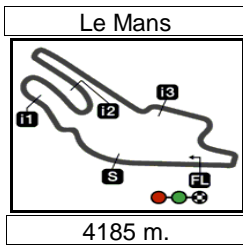


1	1 1'35.791 22 Sam LOWES Kalex	2 1'36.036 21 Alonso LOPEZ Boscoscuro	3 1'36.053 14 Tony ARBOLINO Kalex
2	4 1'36.135 12 Filip SALAC Kalex	5 1'36.169 37 Pedro ACOSTA Kalex	6 1'36.178 13 Celestino VIETTI Kalex
3	7 1'36.180 35 Somkiat CHANTRA Kalex	8 1'36.225 96 Jake DIXON Kalex	9
4	10 1'36.437 7 Barry BALTUS Kalex	11 1'36.474 54 Fermín ALDEGUER Boscoscuro	12
5	13	14 1'36.726 64 Bo BENDSNEYDER Kalex	15 1'36.794 3 Lukas TULOVIC Kalex
6	16 1'36.998 79 Ai OGURA Kalex	17 1'37.005 16 Joe ROBERTS Kalex	18 1'37.060 11 Sergio GARCIA Kalex
7	19 1'36.726 4 Sean Dylan KELLY Kalex	20 1'36.836 52 Jeremy ALCOBA Kalex	21 1'36.959 24 Marcos RAMIREZ Forward
8	22 1'36.966 84 Zonta VD GOORBERGH Kalex	23 1'37.123 71 Dennis FOGGIA Kalex	24 1'37.134 8 Senna AGIUS Kalex

The results are provisional until the end of the limit for protest and appeals and until the ratification of the Event Management Committee.
 Time limit for protest expires 60' at the latest after publication of the results - Time:

These data/results cannot be reproduced, stored and/or transmitted in whole or in part by any manner of electronic, mechanical, photocopying, recording, broadcasting or otherwise now known or herein after developed without the previous express consent by the copyright owner, except for reproduction in daily press and regular printed publications on sale to the public within 60 days of the event related to those data/results and always provided that copyright symbol appears together as follows below.
 © DORNA, 2023





Results and timing service provided by **TISSOT**

Moto2™

SHARK GRAND PRIX DE FRANCE
Official Starting Grid

Race : 14 laps = 58.59 km

9	25 1'37.426 19 Lorenzo DALLA PORTA Kalex	26 1'37.642 33 Rory SKINNER Kalex	27
10	28 1'37.879 28 Izan GUEVARA Kalex	29 1'38.500 17 Alex ESCRIG Forward	

The results are provisional until the end of the limit for protest and appeals and until the ratification of the Event Management Committee.

Time limit for protest expires 60' at the latest after publication of the results - Time:

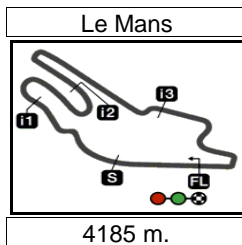
These data/results cannot be reproduced, stored and/or transmitted in whole or in part by any manner of electronic, mechanical, photocopying, recording, broadcasting or otherwise now known or herein after developed without the previous express consent by the copyright owner, except for reproduction in daily press and regular printed publications on sale to the public within 60 days of the event related to those data/results and always provided that copyright symbol appears together as follows below.

© DORNA, 2023

Official MotoGP Timing by **TISSOT**
 www.motogp.com

Le Mans, Sunday, May 14, 2023





Results and timing service provided by **TISSOT**

Moto2™

SHARK GRAND PRIX DE FRANCE

Race

Top Speed & Average



Rider	Nation	Motorcycle	Top 5 speeds					Average	Top
37 Pedro ACOSTA	SPA	KALEX	268.7	264.5	263.1	261.7		264.5	268.7
11 Sergio GARCIA	SPA	KALEX	267.3	265.2	263.8	263.8	263.1	264.4	267.3
28 Izan GUEVARA	SPA	KALEX	267.3	266.6	265.9	265.2	265.2	265.9	267.3
13 Celestino VIETTI	ITA	KALEX	266.6	265.9	265.9	265.2	265.2	265.7	266.6
24 Marcos RAMIREZ	SPA	FORWARD	266.6	265.2	264.5	263.1	263.1	264.5	266.6
35 Somkiat CHANTRA	THA	KALEX	266.6	265.9	265.2	264.5	264.5	265.0	266.6
52 Jeremy ALCOBA	SPA	KALEX	266.6	266.6	265.9	265.9	265.2	265.9	266.6
54 Fermín ALDEGUER	SPA	BOSCOSCURO	266.6	265.9	264.5	264.5	264.5	265.1	266.6
71 Dennis FOGGIA	ITA	KALEX	266.6	265.2	264.5	264.5	263.8	264.9	266.6
7 Barry BALTUS	BEL	KALEX	265.9	264.5	263.8	263.8	262.4	263.6	265.9
19 Lorenzo DALLA PORTA	ITA	KALEX	265.9	265.2	264.5	263.1	263.1	264.0	265.9
96 Jake DIXON	GBR	KALEX	265.9	265.9	264.5	263.8	263.8	264.8	265.9
8 Senna AGIUS	AUS	KALEX	265.2	263.8	263.8	263.8	262.4	263.4	265.2
16 Joe ROBERTS	USA	KALEX	265.2	264.5	264.5	263.8	263.8	264.4	265.2
17 Alex ESCRIG	SPA	FORWARD	265.2	264.5	263.8	261.0	261.0	263.1	265.2
84 Zonta VD GOORBERGH	NED	KALEX	265.2	261.7	261.7	261.7	261.7	262.4	265.2
12 Filip SALAC	CZE	KALEX	264.5	263.1	263.1	262.4	262.4	263.0	264.5
3 Lukas TULOVIC	GER	KALEX	263.8	263.8	263.8	263.8	263.8	263.8	263.8
4 Sean Dylan KELLY	USA	KALEX	263.8	263.1	262.4	262.4	262.4	262.8	263.8
22 Sam LOWES	GBR	KALEX	263.8	263.1	262.4	262.4	262.4	262.8	263.8
72 Borja GOMEZ	SPA	KALEX	263.8	262.4	262.4	262.4	262.4	262.7	263.8
21 Alonso LOPEZ	SPA	BOSCOSCURO	263.1	262.4	261.7	261.7	261.7	262.1	263.1
79 Ai OGURA	JPN	KALEX	263.1	262.4	262.4	262.4	261.7	262.3	263.1
33 Rory SKINNER	GBR	KALEX	262.4	261.0	260.3	260.3		261.0	262.4
14 Tony ARBOLINO	ITA	KALEX	261.7	261.7	261.7	261.0	261.0	261.3	261.7
64 Bo BENDSNEYDER	NED	KALEX	261.7	261.0	261.0	260.3	260.3	260.8	261.7

These data/results cannot be reproduced, stored and/or transmitted in whole or in part by any manner of electronic, mechanical, photocopying, recording, broadcasting or otherwise now known or herein after developed without the previous express consent by the copyright owner, except for reproduction in daily press and regular printed publications on sale to the public within 60 days of the event related to those data/results and always provided that copyright symbol appears together as follows below.


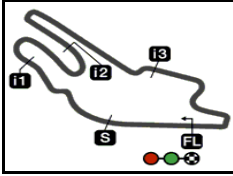
© DORNA, 2023

Official MotoGP Timing by TISSOT
www.motogp.com



Le Mans, Sunday, May 14, 2023

Le Mans

Results and timing service provided by **Moto2™**

4185 m.

SHARK GRAND PRIX DE FRANCE**Race****Fastest Laps Sequence**

<i>Lap</i>	<i>Race Time</i>	 <i>Rider</i>	<i>Nation</i>	<i>Motorcycle</i>	<i>Time</i>	<i>Km/h</i>	<i>Riders's Lap</i>
2	3'15.083	14 Tony ARBOLINO	ITA	KALEX	1'36.257	156.5	2
3	4'52.141	37 Pedro ACOSTA	SPA	KALEX	1'36.068	156.8	3

These data/results cannot be reproduced, stored and/or transmitted in whole or in part by any manner of electronic, mechanical, photocopying, recording, broadcasting or otherwise now known or herein after developed without the previous express consent by the copyright owner, except for reproduction in daily press and regular printed publications on sale to the public within 60 days of the event related to those data/results and always provided that copyright symbol appears together as follows below.

© DORNA, 2023

Official MotoGP Timing by TISSOT
www.motogp.com

Le Mans, Sunday, May 14, 2023*moto2™*