


4185 m.

SHARK GRAND PRIX DE FRANCE

Practice Nr. 3

Classification

10

	 Rider	Nation	Team	Motorcycle	Time	Lap Total	Gap	Top Speed
1	16 Andrea MIGNO	ITA	CIP Green Power	KTM	1'53.767	13 13		213.0
2	63 Syarifuddin AZMAN	MAL	MT Helmets - MSI	KTM	1'54.026	14 14	0.259 0.259	214.9
3	96 Daniel HOLGADO	SPA	Red Bull KTM Tech3	KTM	1'54.203	9 10	0.436 0.177	216.3
4	6 Ryusei YAMANAKA	JPN	Gaviota GASGAS Aspar M3	GASGAS	1'54.241	14 14	0.474 0.038	217.7
5	43 Xavier ARTIGAS	SPA	CFMOTO Racing PruestelGP	CFMOTO	1'54.357	15 15	0.590 0.116	214.9
6	10 Diogo MOREIRA	BRA	MT Helmets - MSI	KTM	1'54.379	14 14	0.612 0.022	214.9
7	19 Scott OGDEN	GBR	VisionTrack Racing Team	HONDA	1'54.397	13 13	0.630 0.018	210.3
8	53 Deniz ÖNCÜ	TUR	Red Bull KTM Ajo	KTM	1'55.014	14 15	1.247 0.617	214.9
9	64 Mario AJI	INA	Honda Team Asia	HONDA	1'55.087	5 6	1.320 0.073	207.3
10	38 David SALVADOR	SPA	CIP Green Power	KTM	1'55.253	14 14	1.486 0.166	214.4
11	80 David ALONSO	COL	Gaviota GASGAS Aspar M3	GASGAS	1'55.536	15 15	1.769 0.283	216.3
12	24 Tatsuki SUZUKI	JPN	Leopard Racing	HONDA	1'55.540	9 9	1.773 0.004	213.5
13	66 Joel KELSO	AUS	CFMOTO Racing PruestelGP	CFMOTO	1'55.658	12 12	1.891 0.118	215.8
14	82 Stefano NEPA	ITA	Angeluss MTA Team	KTM	1'55.896	13 13	2.129 0.238	211.7
15	72 Taiyo FURUSATO	JPN	Honda Team Asia	HONDA	1'56.206	5 6	2.439 0.310	211.2
16	18 Matteo BERTELLE	ITA	Rivacold Snipers Team	HONDA	1'56.491	7 7	2.724 0.285	213.0
17	54 Riccardo ROSSI	ITA	SIC58 Squadra Corse	HONDA	1'56.501	10 10	2.734 0.010	211.2
18	27 Kaito TOBA	JPN	SIC58 Squadra Corse	HONDA	1'56.516	14 15	2.749 0.015	209.9
19	99 José Antonio RUEDA	SPA	Red Bull KTM Ajo	KTM	1'56.670	12 13	2.903 0.154	217.7
20	55 Romano FENATI	ITA	Rivacold Snipers Team	HONDA	1'56.802	9 12	3.035 0.132	213.0
21	7 Filippo FARIOLI	ITA	Red Bull KTM Tech3	KTM	1'56.970	14 14	3.203 0.168	209.4
22	95 Collin VEIJER	NED	Liqui Moly Husqvarna Intact GP	HUSQVARNA	1'57.462	13 14	3.695 0.492	212.1
23	71 Ayumu SASAKI	JPN	Liqui Moly Husqvarna Intact GP	HUSQVARNA	1'57.709	6 8	3.942 0.247	215.8
24	5 Jaume MASIA	SPA	Leopard Racing	HONDA	1'57.833	6 7	4.066 0.124	216.3
25	48 Ivan ORTOLÁ	SPA	Angeluss MTA Team	KTM	1'59.442	6 11	5.675 1.609	212.1
	Not qualified (Out 105%)				1'59.455			
	70 Joshua WHATLEY	GBR	VisionTrack Racing Team	HONDA	2'00.296	5 7	6.529 0.854	211.7
	Not classified							
	22 Ana CARRASCO	SPA	BOE Motorsports	KTM				

Practice condition: **Wet**

Air: 15°

Humidity: 72%

Ground: 15°

Fastest Lap:	Lap: 13	Andrea MIGNO	1'53.767	132.4 Km/h
Best Race Lap:	2020	Celestino VIETTI	1'41.690	148.1 Km/h
All Time Lap Record:	2020	Jaume MASIA	1'41.399	148.5 Km/h

The results are provisional until the end of the limit for protest and appeals.

Time limit for protest expires 30' after publication of the results - Time:

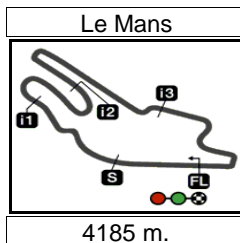
These data/results cannot be reproduced, stored and/or transmitted in whole or in part by any manner of electronic, mechanical, photocopying, recording, broadcasting or otherwise now known or herein after developed without the previous express consent by the copyright owner, except for reproduction in daily press and regular printed publications on sale to the public within 60 days of the event related to those data/results and always provided that copyright symbol appears together as follows below.

© DORNA, 2023

Official MotoGP Timing by **TISSOT**
www.motogp.com

Le Mans, Saturday, May 13, 2023



Results and timing service provided by TISSOT

Moto3™

SHARK GRAND PRIX DE FRANCE

Practice Nr. 3

Combined Practice Times

11

	Rider	Nation	Team	MOTORCYCLE	P1	P2	P3	Gap
1	5 J.MASIA	SPA	Leopard Racing	HONDA	1'43.383 13	1'41.846 15	1'57.833 6	
2	71 A.SASAKI	JPN	Liqui Moly Husqvarna Intact GP HUSQVARNA	HUSQVARNA	1'42.402 12	1'41.983 12	1'57.709 6	0.137 0.137
3	43 X.ARTIGAS	SPA	CFMOTO Racing PruestelGP	CFMOTO	1'43.373 12	1'42.164 16	1'54.357 15	0.318 0.181
4	55 R.FENATI	ITA	Rivacold Snipers Team	HONDA	1'43.696 14	1'42.192 14	1'56.802 9	0.346 0.028
5	96 D.HOLGADO	SPA	Red Bull KTM Tech3	KTM	1'43.256 13	1'42.259 9	1'54.203 9	0.413 0.067
6	99 J.RUEDA	SPA	Red Bull KTM Ajo	KTM	1'43.596 13	1'42.342 12	1'56.670 12	0.496 0.083
7	48 I.ORTOLÁ	SPA	Angeluss MTA Team	KTM	1'44.154 14	1'42.491 14	1'59.442 6	0.645 0.149
8	10 D.MOREIRA	BRA	MT Helmets - MSI	KTM	1'42.510 12	1'42.783 12	1'54.379 14	0.664 0.019
9	66 J.KELSO	AUS	CFMOTO Racing PruestelGP	CFMOTO	1'43.728 9	1'42.545 7	1'55.658 12	0.699 0.035
10	53 D.ÖNCÜ	TUR	Red Bull KTM Ajo	KTM	1'43.152 12	1'42.663 11	1'55.014 14	0.817 0.118
11	7 F.FARIOLI	ITA	Red Bull KTM Tech3	KTM	1'44.174 13	1'42.708 16	1'56.970 14	0.862 0.045
12	63 S.AZMAN	MAL	MT Helmets - MSI	KTM	1'43.624 14	1'42.708 10	1'54.026 14	0.862
13	6 R.YAMANAKA	JPN	Gaviota GASGAS Aspar M3	GASGAS	1'44.269 15	1'42.762 14	1'54.241 14	0.916 0.054
14	64 M.AJI	INA	Honda Team Asia	HONDA	1'44.398 6	1'42.845 11	1'55.087 5	0.999 0.083
15	19 S.OGDEN	GBR	VisionTrack Racing Team	HONDA	1'43.835 16	1'42.934 12	1'54.397 13	1.088 0.089
16	18 M.BERTELLE	ITA	Rivacold Snipers Team	HONDA	1'43.773 16	1'42.975 15	1'56.491 7	1.129 0.041
17	22 A.CARRASCO	SPA	BOE Motorsports	KTM	1'44.971 12	1'43.036 15		1.190 0.061
18	72 T.FURUSATO	JPN	Honda Team Asia	HONDA	1'44.823 11	1'43.065 13	1'56.206 5	1.219 0.029
19	82 S.NEPA	ITA	Angeluss MTA Team	KTM	1'43.665 13	1'43.122 15	1'55.896 13	1.276 0.057
20	16 A.MIGNO	ITA	CIP Green Power	KTM	1'43.253 15	1'43.127 14	1'53.767 13	1.281 0.005
21	80 D.ALONSO	COL	Gaviota GASGAS Aspar M3	GASGAS	1'43.465 14	1'43.256 6	1'55.536 15	1.410 0.129
22	70 J.WHATLEY	GBR	VisionTrack Racing Team	HONDA	1'44.414 13	1'43.277 15	2'00.296 5	1.431 0.021
23	24 T.SUZUKI	JPN	Leopard Racing	HONDA	1'43.465 14	1'44.160 2	1'55.540 9	1.619 0.188
24	38 D.SALVADOR	SPA	CIP Green Power	KTM	1'44.820 13	1'43.589 12	1'55.253 14	1.743 0.124
25	54 R.ROSSI	ITA	SIC58 Squadra Corse	HONDA	1'43.754 14	1'43.720 11	1'56.501 10	1.874 0.131
26	95 C.VEIJER	NED	Liqui Moly Husqvarna Intact GP HUSQVARNA	HUSQVARNA	1'44.780 17	1'44.089 8	1'57.462 13	2.243 0.369
27	27 K.TOBA	JPN	SIC58 Squadra Corse	HONDA	1'44.261 17	1'44.215 7	1'56.516 14	2.369 0.126

Pole Position Record:	2020	Jaume MASIA	1'41.399	148.5 Km/h
Best Race Lap:	2020	Celestino VIETTI	1'41.690	148.1 Km/h
All Time Lap Record:	2020	Jaume MASIA	1'41.399	148.5 Km/h

The results are provisional until the end of the limit for protest and appeals.

Time limit for protest expires 60' after publication of the results - Time:

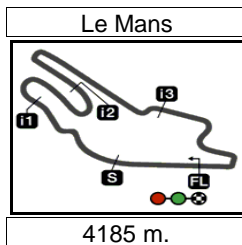
These data/results cannot be reproduced, stored and/or transmitted in whole or in part by any manner of electronic, mechanical, photocopying, recording, broadcasting or otherwise now known or herein after developed without the previous express consent by the copyright owner, except for reproduction in daily press and regular printed publications on sale to the public within 60 days of the event related to those data/results and always provided that copyright symbol appears together as follows below.

© DORNA, 2023

Official MotoGP Timing by TISSOT
www.motogp.com

Le Mans, Saturday, May 13, 2023





Results and timing service provided by **TISSOT**

Moto3™

SHARK GRAND PRIX DE FRANCE

Practice Nr. 3

Top Speed & Average

12



Rider	Nation	Motorcycle	Top 5 speeds					Average	Top
6 Ryusei YAMANAKA	JPN	GASGAS	217.7	217.2	214.4	213.5	213.5	215.3	217.7
99 José Antonio RUEDA	SPA	KTM	217.7	214.4	214.4	213.9	213.0	214.4	217.7
5 Jaume MASIA	SPA	HONDA	216.3	215.3	213.9	213.5	209.9	213.8	216.3
80 David ALONSO	COL	GASGAS	216.3	213.9	213.9	213.0	213.0	213.9	216.3
96 Daniel HOLGADO	SPA	KTM	216.3	215.8	215.3	215.3	214.9	215.5	216.3
66 Joel KELSO	AUS	CFMOTO	215.8	213.5	213.0	212.6	211.7	213.3	215.8
71 Ayumu SASAKI	JPN	HUSQVARNA	215.8	215.3	214.9	214.9	213.0	214.8	215.8
10 Diogo MOREIRA	BRA	KTM	214.9	213.0	212.1	212.1	211.2	212.7	214.9
43 Xavier ARTIGAS	SPA	CFMOTO	214.9	213.0	213.0	212.6	212.1	212.8	214.9
53 Deniz ÖNCÜ	TUR	KTM	214.9	214.4	213.5	213.0	212.1	213.3	214.9
63 Syarifuddin AZMAN	MAL	KTM	214.9	213.0	212.6	212.6	212.1	213.0	214.9
38 David SALVADOR	SPA	KTM	214.4	213.9	213.5	213.0	212.6	213.5	214.4
24 Tatsuki SUZUKI	JPN	HONDA	213.5	212.6	212.6	212.6	212.6	212.8	213.5
16 Andrea MIGNO	ITA	KTM	213.0	212.1	212.1	211.2	211.2	211.9	213.0
18 Matteo BERTELLE	ITA	HONDA	213.0	213.0	211.2	210.3	209.0	211.3	213.0
55 Romano FENATI	ITA	HONDA	213.0	210.8	209.9	209.4	209.0	210.0	213.0
48 Ivan ORTOLÁ	SPA	KTM	212.1	211.7	211.2	210.8	210.8	211.3	212.1
95 Collin VEIJER	NED	HUSQVARNA	212.1	212.1	211.7	211.2	210.8	211.4	212.1
70 Joshua WHATLEY	GBR	HONDA	211.7	211.2	210.3	209.9	208.1	210.2	211.7
82 Stefano NEPA	ITA	KTM	211.7	210.8	210.3	209.9	209.9	210.4	211.7
54 Riccardo ROSSI	ITA	HONDA	211.2	211.2	210.8	210.3	209.9	210.7	211.2
72 Taiyo FURUSATO	JPN	HONDA	211.2	210.3	209.9	209.9	209.4	210.1	211.2
19 Scott OGDEN	GBR	HONDA	210.3	210.3	209.4	209.0	208.6	209.4	210.3
27 Kaito TOBA	JPN	HONDA	209.9	209.9	209.9	209.4	209.4	209.7	209.9
7 Filippo FARIOLI	ITA	KTM	209.4	209.0	209.0	208.6	208.6	208.8	209.4
64 Mario AJI	INA	HONDA	207.3	205.1	204.7	204.7	203.5	205.1	207.3

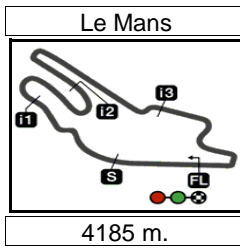
These data/results cannot be reproduced, stored and/or transmitted in whole or in part by any manner of electronic, mechanical, photocopying, recording, broadcasting or otherwise now known or herein after developed without the previous express consent by the copyright owner, except for reproduction in daily press and regular printed publications on sale to the public within 60 days of the event related to those data/results and always provided that copyright symbol appears together as follows below.

© DORNA, 2023

Official MotoGP Timing by TISSOT
www.motogp.com



Le Mans, Saturday, May 13, 2023



Results and timing service provided by TISSOT

Moto3™

SHARK GRAND PRIX DE FRANCE

Practice Nr. 3

Chronological Analysis of Performances

13

* Lap / Sector time cancelled T1 Time from finish line to 1st intermediate T3 Time from 2nd intermed. to 3rd intermed.
P Crossing the finish line in pit lane T2 Time from 1st intermed. to 2nd intermed. T4 Time from 3rd intermediate to finish line

Lap	Lap Time	T1	T2	T3	T4	Speed	Lap	Lap Time	T1	T2	T3	T4	Speed		
1st	16	Andrea MIGNO CIP Green Power ITA						4th	6	Ryusei YAMANAKA Gaviota GASGAS Asp JPN					
	Runs=2	Total laps=13	Full laps=10	Valid laps=8				Runs=2	Total laps=14	Full laps=11	Valid laps=8				
1	3'18.457 *	36.985	29.282	34.803	33.091*		1	3'17.273 *	36.982	30.528	36.392	34.880*			
2	2'03.344	29.794	27.282	33.956	32.312	209.0	2	2'04.902	29.647	28.317	34.535	32.403	208.6		
3	1'59.851	28.637	26.620	33.401	31.193	<u>213.0</u>	3	2'00.814	28.605	27.055	33.612	31.542	213.5		
4	1'58.083	28.188	26.197	32.765	30.933	212.1	4	2'01.638	27.998	28.368	33.768	31.504	217.2		
5	1'57.074	28.116	25.992	32.356	30.610	209.9	5	1'58.109	27.749	26.382	32.949	31.029	<u>217.7</u>		
6	1'57.385 *	28.14*	26.247	32.407	30.586	210.3	6	1'58.062 *	28.16*	26.434	32.847	30.619	210.8		
7	1'56.598 *	27.759	25.731	32.361	30.747*	209.4	7	1'56.823 *	27.518	26.140	32.290	30.875*	210.8		
8	2'03.161 P	27.905	25.731	35.884*	33.641	209.0	8	2'06.414 P	27.891	26.322*	36.673*	35.528	209.9		
9	10'39.935 P	39.606	27.002	32.596	30.493		9	7'02.427 P	35.571	27.509					
10	1'55.364	27.555	25.561	32.067	30.181	211.2	10	1'56.931 *	28.106	26.406	32.124	30.295	210.3		
11	1'56.094	27.790	25.718	32.311	30.275	211.2	11	1'56.234	27.348	25.717	32.774	30.395	213.5		
12	1'57.360	28.592	26.500	32.117	30.151	208.6	12	1'55.911	27.388	25.955	32.249	30.319	214.4		
13	<u>1'53.767</u>	<u>27.315</u>	<u>25.280</u>	<u>31.566</u>	<u>29.606</u>	212.1	13	1'55.380	27.625	25.708	31.977	30.070	210.3		
							14	<u>1'54.241</u>	<u>27.217</u>	<u>25.322</u>	<u>31.842</u>	<u>29.860</u>	210.8		
2nd	63	Syarifuddin AZMAN MT Helmets - MSI MAL						5th	43	Xavier ARTIGAS CFMOTO Racing Pru SPA					
	Runs=2	Total laps=14	Full laps=11	Valid laps=10				Runs=2	Total laps=15	Full laps=12	Valid laps=11				
1	4'24.661 *	36.558	29.501	36.636	33.873*		1	4'27.787 *	36.891	29.729	34.233*	33.586*			
2	2'02.595	29.497	27.618	33.688	31.792	207.3	2	2'02.344	29.082	27.532	34.024	31.706	210.8		
3	1'58.400	28.109	26.547	32.973	30.771	211.7	3	1'57.311	27.950	26.212	32.599	30.550	211.7		
4	1'57.859	28.025	26.349	32.865	30.620	212.6	4	1'56.382	27.684	25.869	32.494	30.335	212.1		
5	1'58.605	29.324	26.248	32.722	30.311	209.4	5	1'55.701	27.736	25.949	32.083	29.933	<u>214.9</u>		
6	1'56.316	27.658	25.876	32.374	30.408	213.0	6	1'55.475	27.617	25.692	31.847	30.319	212.1		
7	1'56.603 *	27.686	25.875	32.668	30.374*	210.8	7	1'57.304 *	28.31*	25.912	32.040	31.038*	212.1		
8	2'09.708 P	33.22*	28.433*	34.191*	33.864	201.0	8	2'11.991 P	34.82*	28.415*			180.9		
9	7'29.935 P	35.691	26.765	33.230	30.989		9	5'02.147 P	34.880	26.919	33.029	30.623			
10	1'57.094	27.845	26.273	32.698	30.278	210.3	10	1'55.712	27.581	25.902	31.999	30.230	212.6		
11	1'58.641	28.251	26.258	32.540	31.592	212.6	11	1'55.444	27.570	25.643	32.047	30.184	211.7		
12	1'55.020	27.470	25.535	32.056	29.959	212.1	12	1'56.829	<u>27.503</u>	25.407	31.748	32.171	211.7		
13	1'54.983	27.514	25.848	32.064	<u>29.557</u>	<u>214.9</u>	13	1'54.590	27.712	25.542	<u>31.418</u>	<u>29.918</u>	213.0		
14	<u>1'54.026</u>	<u>27.341</u>	<u>25.274</u>	<u>31.706</u>	29.705	209.4	14	1'56.537	27.537	25.767	32.176	31.057	211.7		
							15	<u>1'54.357</u>	27.530	<u>25.048</u>	31.708	30.071	213.0		
3rd	96	Daniel HOLGADO Red Bull KTM Tech3 SPA						6th	10	Diogo MOREIRA MT Helmets - MSI BRA					
	Runs=2	Total laps=10	Full laps=7	Valid laps=7				Runs=2	Total laps=14	Full laps=11	Valid laps=9				
1	5'21.496	37.757	28.865	34.473	32.166		1	4'24.367 *	33.663	29.784	36.500	33.874*			
2	1'59.775	28.338	27.112	33.308	31.017	215.3	2	2'02.405	29.250	27.892	33.608	31.655	208.6		
3	1'57.182	27.821	26.390	32.361	30.610	215.8	3	1'58.543	28.036	26.693	33.053	30.761	210.3		
4	1'55.591	27.619	25.782	32.119	30.071	214.4	4	1'59.494	27.894	26.602	34.107	30.891	210.3		
5	2'34.747 P	56.09*	30.144	33.870	34.641	215.3	5	1'56.582	27.667	26.146	32.468	30.301	213.0		
6	13'12.463	34.817	27.482	32.732	30.727		6	1'55.484	27.339	25.776	32.216	30.153	212.1		
7	1'56.750	27.867	26.458	32.271	30.154	213.5	7	1'55.588 *	27.59*	25.892	32.012	30.085*	212.1		
8	1'55.831	27.686	25.879	32.149	30.117	214.9	8	2'10.403 P	33.69*	29.177*	34.123*	33.407	198.2		
9	<u>1'54.203</u>	<u>27.221</u>	<u>25.496</u>	<u>31.819</u>	<u>29.667</u>	212.6	9	7'32.979 P	35.788	26.991	32.873	32.981			
10	1'54.709	27.319	25.611	31.904	29.875	<u>216.3</u>									

Fastest Lap: Andrea MIGNO CIP Green Power ITA **1'53.767** 27.315 25.280 31.566 29.606

These data/results cannot be reproduced, stored and/or transmitted in whole or in part by any manner of electronic, mechanical, photocopying, recording, broadcasting or otherwise now known or herein after developed without the previous express consent by the copyright owner, except for reproduction in daily press and regular printed publications on sale to the public within 60 days of the event related to those data/results and always provided that copyright symbol appears together as follows below.
© DORNA, 2023



Practice Nr. 3

Moto3

Lap	Lap Time	T1	T2	T3	T4	Speed	Lap	Lap Time	T1	T2	T3	T4	Speed	
10	1'56.277	27.567	26.084	32.334	30.292	211.2	5	1'59.532	28.525	26.888	32.876	31.243	213.0	
11	1'56.437	27.709	25.984	32.402	30.342	214.9	6	1'59.520 *	29.10 *	26.563	32.848	31.009	211.7	
12	1'56.332	27.568	25.988	32.428	30.348	209.4	7	1'59.250 *	28.558	26.961	32.721	31.010 *	211.7	
13	1'56.722 *	28.48 *	26.209	32.096	29.930	209.0	8	2'04.683 P	28.62 *	28.443 *	34.902 *	32.712	211.2	
14	1'54.379	27.152	25.519	31.987	29.721	209.9	9	7'17.685 P	36.645	27.217	33.361	31.302		
							10	2'04.771 *	28.482	26.264			210.8	
							11	1'57.852 *	28.370	26.575	32.503	30.404	212.6	
							12	1'56.065	28.077	25.748	32.106	30.134	214.4	
							13	1'55.571	27.864	25.627	32.014	30.066	213.9	
							14	1'55.253	27.829	25.515	31.993	29.916	213.5	
7th	19	Scott OGDEN				VisionTrack Racing T	GBR							
		Runs=3	Total laps=13	Full laps=8	Valid laps=7									
1	2'37.958	39.118	29.364	36.417	32.091									
2	2'01.665 *	28.906	27.285	33.846	31.628 *	206.8								
3	1'59.181	28.158	26.780	33.349	30.894	207.7								
4	2'01.631 P	28.121	26.295	33.128	34.087	208.6								
5	6'17.772	37.709	27.261	33.416	31.242									
6	2'06.277 P	28.257	26.237	35.560 *	36.223	207.3								
7	5'56.052 P	36.367	26.970	33.079	30.902									
8	1'57.015	27.948	26.243	32.374	30.450	210.3								
9	1'57.103	27.716	25.872	32.921	30.594	210.3								
10	1'55.770	27.469	25.772	32.432	30.097	209.4								
11	1'55.744	27.664	25.761	32.273	30.046	208.6								
12	1'54.991	27.322	25.550	32.153	29.966	207.7								
13	1'54.397	27.206	25.533	31.971	29.687	209.0								
8th	53	Deniz ÖNCÜ				Red Bull KTM Ajo	TUR							
		Runs=2	Total laps=15	Full laps=12	Valid laps=10									
1	4'10.140	37.796	29.503	35.465	36.886									
2	2'04.009	29.728	27.444	34.269	32.568	209.9								
3	2'01.262	29.005	26.960	33.794	31.503	210.3								
4	1'59.647	28.496	26.397	33.496	31.258	214.4								
5	1'58.001	27.992	26.088	32.983	30.938	214.9								
6	1'59.838 *	28.089	26.009	34.276 *	31.464	211.2								
7	1'57.917 *	28.17 *	25.974	33.086	30.686 *	212.1								
8	2'08.439 P	32.83 *	28.226 *	33.570 *	33.805	209.0								
9	5'01.927 P	38.326	27.034	33.782	31.065									
10	1'57.564	27.929	26.449	32.825	30.361	211.7								
11	1'56.443	27.634	25.897	32.715	30.197	212.1								
12	1'57.667	27.298	25.503	32.493	32.373	213.0								
13	1'59.906	30.251	26.448	32.795	30.412	211.2								
14	1'55.014	27.325	25.477	32.349	29.863	211.2								
15	1'59.123	27.476	25.668	32.797	33.182	213.5								
9th	64	Mario AJI				Honda Team Asia	INA							
		Runs=2	Total laps=6	Full laps=5	Valid laps=7									
	unfinished	34.694	28.306	34.042										
1	2'06.617	35.027	27.078	33.554	30.958									
2	1'58.128	28.239	26.180	32.766	30.943	203.5								
3	1'57.469	28.260	25.940	32.758	30.511	204.7								
4	1'57.566	28.224	26.543	32.658	30.141	207.3								
5	1'55.087	27.623	25.470	32.097	29.897	204.7								
6	1'55.223	27.437	25.490	32.285	30.011	205.1								
10th	38	David SALVADOR				CIP Green Power	SPA							
		Runs=2	Total laps=14	Full laps=11	Valid laps=7									
1	3'26.791 *	38.039	29.888	35.271 *	35.065 *									
2	2'05.845	30.138	27.804	34.838	33.065	208.6								
3	2'02.455	29.227	27.377	33.684	32.167	209.9								
4	2'00.188	28.994	26.669	33.115	31.410	210.3								
11th	80	David ALONSO				Gaviota GASGAS Asp	COL							
		Runs=2	Total laps=15	Full laps=12	Valid laps=10									
1	3'09.734 *	39.582	31.251	35.799 *	35.755 *									
2	2'09.198	30.580	29.776	35.428	33.414	206.4								
3	2'03.477	29.130	28.059	34.149	32.139	211.7								
4	2'01.800	28.471	27.653	33.581	32.095	213.9								
5	2'00.182	28.569	26.902	33.130	31.581	213.0								
6	1'59.545 *	28.23 *	26.828	33.139	31.345	213.0								
7	1'58.945 *	28.238	26.457	32.852	31.398 *	211.2								
8	2'05.976 P	28.856	26.495 *	35.220 *	35.405	210.3								
9	5'46.192 P	35.986	27.663	33.424	31.917									
10	1'58.816	28.465	26.346	32.839	31.166	212.6								
11	1'57.597	28.069	26.028	32.685	30.815	212.6								
12	1'56.729	27.786	25.814	32.572	30.557	213.9								
13	1'59.534	27.891	27.834	32.632	31.177	216.3								
14	1'56.160	27.818	25.720	32.122	30.500	211.7								
15	1'55.536	27.699	25.458	32.183	30.196	213.0								
12th	24	Tatsuki SUZUKI				Leopard Racing	JPN							
		Runs=2	Total laps=9	Full laps=6	Valid laps=5									
1	3'38.601 *	34.595	28.482	34.435	32.766 *									
2	2'00.923	29.383	26.597	33.576	31.367	212.6								
3	1'58.172	28.327	26.288	33.121	30.436	208.6								
4	1'56.497	27.668	25.786	32.747	30.296	212.6								
5	1'55.683	27.558	25.579	32.560	29.986	212.6								
6	1'55.363 *	27.45 *	25.488	32.451	29.965	213.5								
7	2'00.443 P	27.71 *	26.086	32.688	33.959	211.7								
8	18'23.633	37.756	28.636	33.325	30.396									
9	1'55.540	27.581	25.432	32.408	30.119	212.6								
13th	66	Joel KELSO				CFMOTO Racing Pru	AUS							
		Runs=2	Total laps=12	Full laps=9	Valid laps=8									
1	4'50.878 *	41.885	33.069	35.711	33.617 *									
2	2'03.476	29.219	28.073	34.426	31.758	208.6								
3	1'59.608	28.092	27.019	33.443	31.054	211.2								
4	1'58.552	27.706	26.679	33.114	31.053	210.8								
5	1'57.926 *	27.649	26.227	32.950	31.100 *	211.7								
6	2'07.730 P	30.12 *	28.020	34.785	34.804	210.3								
7	9'26.789	39.975	27.289	33.689	31.619									
8	1'57.642	27.788	26.261	32.963	30.630	213.5								
9	1'57.448	27.589	26.068	33.166	30.625	212.6								
10	2'00.495	27.575	26.467	33.811	32.642	215.8								
11	1'57.138	27.854	26.011	32.944	30.329	213.0								
12	1'55.658	27.442	25.720	32.327	30.169	211.2								

Fastest Lap: Andrea MIGNO CIP Green Power ITA 1'53.767 27.315 25.280 31.566 29.606

These data/results cannot be reproduced, stored and/or transmitted in whole or in part by any manner of electronic, mechanical, photocopying, recording, broadcasting or otherwise now known or herein after developed without the previous express consent by the copyright owner, except for reproduction in daily press and regular printed publications on sale to the public within 60 days of the event related to those data/results and always provided that copyright symbol appears together as follows below.
© DORNA, 2023

Official MotoGP Timing by TISSOT
www.motogp.com

Le Mans, Saturday, May 13, 2023

Page 2 of 4



Practice Nr. 3

Moto3

Lap	Lap Time	T1	T2	T3	T4	Speed	Lap	Lap Time	T1	T2	T3	T4	Speed						
14th	82	Stefano NEPA				Angeluss MTA Team	ITA	4	2'00.951	*	28.464	26.775	33.187*	32.525	209.4				
		Runs=2	Total laps=13	Full laps=10	Valid laps=8		5	1'59.137		28.140	26.558	33.111	31.328	209.9					
1	3'41.828	*	37.792	31.030	35.484	33.550*	6	1'59.792	*	28.25*	26.866	33.506	31.166	209.9					
2	2'03.203		29.918	27.499	33.816	31.970	207.7	7	1'59.301	*	28.027	26.548	33.229	31.497*	209.0				
3	2'00.178		28.770	26.682	33.309	31.417	209.0	8	2'09.821	P	28.034	26.909*	38.597*	36.281	207.7				
4	1'59.629		28.721	26.483	33.249	31.176	209.9	9	5'43.385	P	38.393	28.918	34.608	32.630					
5	1'59.639		28.507	26.492	33.240	31.400	210.8	10	2'00.070		28.294	26.769	33.458	31.549	209.0				
6	2'03.516	*	31.38*	26.946	33.948	31.237	209.9	11	1'58.372		28.084	26.323	33.038	30.927	209.0				
7	2'00.523	*	29.41*	26.670	33.361	31.079*	208.6	12	1'57.068		27.528	26.053	32.730	30.757	209.4				
8	2'06.757	P	29.75*	28.882*	35.731*	32.386	209.0	13	1'58.371		28.279	26.379	32.946	30.767	208.6				
9	8'29.835	P	36.294	27.472	35.626	35.705		14	1'56.516		27.429	26.047	32.596	30.444	208.1				
10	1'57.437		28.148	25.986	32.629	30.674	211.7	15	1'57.272		27.480	26.122	32.590	31.080	209.9				
11	1'57.381		28.225	25.786	32.740	30.630	210.3												
12	2'00.947		28.243	25.850	35.478	31.376	209.4												
13	1'55.896		27.799	25.541	32.449	30.107	209.9												
15th	72	Taiyo FURUSATO				Honda Team Asia	JPN	1	3'38.327	*	37.490	30.243	35.275	33.052*					
		Runs=1	Total laps=6	Full laps=5	Valid laps=4		2	2'03.909		30.406	27.341	34.372	31.790	211.7					
1	3'20.053	*	34.906	27.841	34.150	31.723*		3	2'01.420		29.305	27.267	33.666	31.182	212.6				
2	1'59.859		28.808	26.409	33.433	31.209	209.0	4	2'00.117		28.800	26.779	33.316	31.222	217.7				
3	1'58.448		28.310	26.756	32.815	30.567	211.2	5	2'00.075		28.977	26.563	33.440	31.095	213.9				
4	1'56.549		27.974	25.876	32.468	30.231	209.9	6	2'08.585	P	28.733	26.633			214.4				
5	1'56.206		27.729	25.895	32.475	30.107	210.3	7	9'00.451		36.806	27.876	33.856	31.600					
6	1'55.916	*	27.647	25.910	32.235	30.124*	209.9	8	1'59.282		28.700	26.483	33.233	30.866	213.0				
unfinished	27.595		25.693	32.199		209.4	9	1'58.314		28.184	26.269	32.868	30.993	211.7					
							10	2'02.623	*	32.23*	26.828	32.898	30.660	212.6					
							11	1'57.552		28.115	26.097	32.709	30.631	213.0					
16th	18	Matteo BERTELLE				Rivacold Snipers Tea	ITA	12	1'56.670		27.986	25.869	32.458	30.357	212.1				
		Runs=2	Total laps=7	Full laps=4	Valid laps=6		13	1'56.778		27.858	26.179	32.599	30.142	214.4					
1	2'44.227		36.763	29.315	34.409	31.859													
2	2'00.516	*	28.546	27.140	33.310	31.520*	208.1												
3	1'58.235		28.509	26.471	32.693	30.562	209.0												
4	1'57.046		27.681	25.968	32.688	30.709	213.0												
5	1'57.248		27.786	26.227	32.661	30.574	213.0												
unfinished	27.252		25.893	32.363		211.2													
6	2'08.681		36.324	28.082	33.349	30.926													
7	1'56.491		27.649	25.950	32.643	30.249	210.3												
17th	54	Riccardo ROSSI				SIC58 Squadra Corse	ITA												
		Runs=3	Total laps=10	Full laps=7	Valid laps=7														
unfinished																			
1	2'32.052	*	39.716	33.694	42.592*	36.050													
2	2'05.377	*	29.961	28.195	34.534	32.687*	207.7												
3	2'09.061	P	29.41*	29.104*	35.687*	34.857	209.9												
4	5'12.721	P	35.083	28.731	34.492	32.829													
5	2'00.579		29.033	26.857	33.387	31.302	208.6												
6	1'58.806		28.491	26.571	32.825	30.919	211.2												
7	1'57.888		28.265	26.243	32.547	30.833	210.3												
8	1'57.123		28.271	26.178	32.288	30.386	210.8												
9	1'57.219		28.007	25.933	32.528	30.751	208.6												
10	1'56.501		27.935	25.918	32.399	30.249	211.2												
18th	27	Kaito TOBA				SIC58 Squadra Corse	JPN												
		Runs=2	Total laps=15	Full laps=12	Valid laps=9														
1	3'10.211	*	38.188	30.581	36.022*	36.384*													
2	2'07.954		30.310	29.525	34.926	33.193	208.1												
3	2'01.943		29.214	27.483	33.783	31.463	207.7												
19th	99	José Antonio RUED				Red Bull KTM Ajo	SPA												
		Runs=2	Total laps=13	Full laps=10	Valid laps=9														
1	3'38.327	*	37.490	30.243	35.275	33.052*													
2	2'03.909		30.406	27.341	34.372	31.790	211.7												
3	2'01.420		29.305	27.267	33.666	31.182	212.6												
4	2'00.117		28.800	26.779	33.316	31.222	217.7												
5	2'00.075		28.977	26.563	33.440	31.095	213.9												
6	2'08.585	P	28.733	26.633			214.4												
7	9'00.451		36.806	27.876	33.856	31.600													
8	1'59.282		28.700	26.483	33.233	30.866	213.0												
9	1'58.314		28.184	26.269	32.868	30.993	211.7												
10	2'02.623	*	32.23*	26.828	32.898	30.660	212.6												
11	1'57.552		28.115	26.097	32.709	30.631	213.0												
12	1'56.670		27.986	25.869	32.458	30.357	212.1												
13	1'56.778		27.858	26.179	32.599	30.142	214.4												
20th	55	Romano FENATI				Rivacold Snipers Tea	ITA												
		Runs=3	Total laps=12	Full laps=8	Valid laps=5														
1	2'44.726		36.717	28.989	34.954	31.592													
2	2'00.135	*	28.431	27.007	33.467	31.230*	209.0												
3	1'57.754		27.962	26.306	32.888	30.598	213.0												
4	1'57.181		27.796	25.985	32.773	30.627	209.0												
5	2'07.370	P	29.361	27.805			204.3												
6	6'02.336	P	37.124	27.157	33.572*	41.291													
7	7'34.712	P	36.007	26.833	33.255	32.827													
8	1'57.475		28.026	26.063	32.739	30.647	210.8												
9	1'56.802		27.587	26.057	32.586	30.572	209.9												
10	2'13.998		27.804	42.959	32.602	30.633	209.0												
11	2'02.323	*	27.914	25.712			208.1												
12	1'56.095	*	27.771	25.676	32.447	30.201	209.4												
21st	7	Filippo FARIOLI				Red Bull KTM Tech3	ITA												
		Runs=2	Total laps=14	Full laps=11	Valid laps=8														
1	3'26.309		36.626	29.888	35.047	53.981													
2	2'13.132		34.582	29.193	35.782	33.575	169.3												
3	2'03.967		29.423	27.602	34.114	32.828	206.8												
4	2'07.720	*	29.489	27.148			208.6												
5	2'02.169	*	28.913	27.591	34.173	31.492	207.7												
6	1'59.889		28.623	26.789	33.344	31.133	208.6												
7	1'59.629	*	28.45*	26.560	33.472	31.141	209.0												
8	2'06.278	P	30.21*	27.416*	34.167*	34.485	207.3												
9	6'04.129	P	35.918	27.009	34.128	32.047													
10	1'59.518		28.560	26.654	33.225	31.079	208.6												

Fastest Lap: Andrea MIGNO CIP Green Power ITA **1'53.767** 27.315 25.280 31.566 29.606

These data/results cannot be reproduced, stored and/or transmitted in whole or in

Practice Nr. 3

Moto3

Lap	Lap Time	T1	T2	T3	T4	Speed	Lap	Lap Time	T1	T2	T3	T4	Speed		
11	1'58.961	27.824	26.558	33.176	31.403	209.4	26th	70	Joshua WHATLEY				VisionTrack Racing T	GBR	
12	2'00.331	28.141	27.535	33.281	31.374	209.0			Runs=1	Total laps=7	Full laps=6	Valid laps=4			
13	1'58.486	28.066	26.564	32.927	30.929	208.6			1	3'15.634 *	36.565	30.470	35.608	33.676*	
14	1'56.970	27.753	26.062	32.625	30.530	208.1			2	2'05.194	29.530	28.696	34.674	32.294	206.4

22nd **95** **Collin VEIJER** Liqui Moly Husqvarna NED
Runs=2 Total laps=14 Full laps=11 Valid laps=9

1	4'25.801 *	36.713	29.987	36.283	34.445*	
2	2'05.034	29.708	28.272	34.416	32.638	209.9
3	2'01.724 *	28.870	27.255	33.837*	31.762	212.1
4	2'00.257	28.071	26.930	33.682	31.574	211.2
5	2'03.007	28.115	27.637	35.588	31.667	210.3
6	1'59.988	28.215	26.821	33.484	31.468	209.9
7	2'02.397 P	27.931	26.653	33.240	34.573	209.9
8	7'15.837 P	35.591	28.205	34.098	32.012	
9	1'58.945	28.010	26.647	33.121	31.167	211.7
10	1'58.370	27.958	26.508	33.023	30.881	210.3
11	2'01.192 *	30.36*	27.125	32.831	30.867	210.8
12	1'57.636	27.829	26.330	32.750	30.727	212.1
13	1'57.462	28.062	26.325	32.389	30.686	210.8
14	1'59.583	27.779	26.229	32.784	32.791	210.8

23rd **71** **Ayumu SASAKI** Liqui Moly Husqvarna JPN
Runs=1 Total laps=8 Full laps=6 Valid laps=5

1	4'10.142	37.710	30.454	36.047	34.444	
2	2'04.144	29.636	27.902	34.262	32.344	212.6
3	2'01.010	28.684	27.034	33.529	31.763	215.8
4	1'59.678	28.513	26.444	33.345	31.376	213.0
5	1'58.685	27.984	26.263	33.299	31.139	214.9
6	1'57.709	28.107	26.194	32.637	30.771	215.3
7	1'57.389 *	28.14*	26.000	32.652	30.594*	214.9
8	2'12.333 P	35.57*	28.541*	33.876*	34.342	197.8

24th **5** **Jaume MASIA** Leopard Racing SPA
Runs=1 Total laps=7 Full laps=5 Valid laps=5

1	4'09.084	39.404	30.551	36.129	34.806	
2	2'05.000	29.088	28.134	34.773	33.005	209.9
3	2'01.982	29.691	26.912	33.785	31.594	206.8
4	1'59.387	28.404	26.441	33.446	31.096	213.9
5	1'58.426	28.127	26.362	33.080	30.857	215.3
6	1'57.833	28.073	26.107	32.843	30.810	216.3
7	2'00.946 P	28.10*	26.029	33.081	33.732	213.5

25th **48** **Ivan ORTOLÁ** Angeluss MTA Team SPA
Runs=2 Total laps=11 Full laps=8 Valid laps=5

1	3'37.351 *	38.625	31.051	35.713*	34.020*	
2	2'03.699	29.693	27.974	34.052	31.980	208.6
3	2'01.679	29.038	27.131	33.486	32.024	212.1
4	2'00.323	28.849	26.748	33.397	31.329	210.3
5	1'59.580	28.478	26.615	33.353	31.134	211.7
6	1'59.442	28.639	26.541	33.229	31.033	211.2
7	2'41.722 P	52.67*	36.569	35.777	36.699	210.8
8	12'01.734 P	38.683	30.638	36.017*	32.791	
9	2'02.209 *	29.032	27.159	34.691*	31.327	210.8
10	2'06.105 *	29.004	26.974			210.3
11	1'59.085 *	28.936	26.125	33.073	30.951	210.3

Fastest Lap: Andrea MIGNO CIP Green Power ITA **1'53.767** 27.315 25.280 31.566 29.606

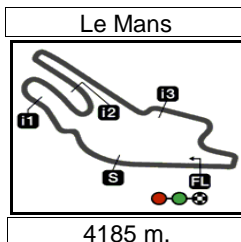
These data/results cannot be reproduced, stored and/or transmitted in whole or in part by any manner of electronic, mechanical, photocopying, recording, broadcasting or otherwise now known or herein after developed without the previous express consent by the copyright owner, except for reproduction in daily press and regular printed publications on sale to the public within 60 days of the event related to those data/results and always provided that copyright symbol appears together as follows below.
© DORNA, 2023

Official MotoGP Timing by TISSOT
www.motogp.com

Le Mans, Saturday, May 13, 2023

Page 4 of 4





Results and timing service provided by **TISSOT**

Moto3™

SHARK GRAND PRIX DE FRANCE

Practice Nr. 3

Best Partial Times

IT Ideal Lap Time, sum of the best partial times

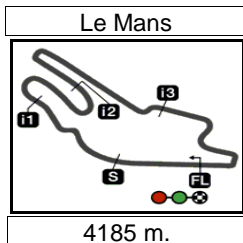
BT Best Lap Time

T1		T2		T3		T4				IT		BT	
Pos	Rider	Time	Rider	Time	Rider	Time	Rider	Time	Pos	Rider	IT	BT	
1	D.MOREIRA	27.152	X.ARTIGAS	25.048	X.ARTIGAS	31.418	S.AZMAN	29.557	1	A.MIGNO	1'53.767	1'53.767	(1)
2	S.OGDEN	27.206	S.AZMAN	25.274	A.MIGNO	31.566	A.MIGNO	29.606	2	S.AZMAN	1'53.878	1'54.026	(2)
3	R.YAMANAKA	27.217	A.MIGNO	25.280	S.AZMAN	31.706	D.HOLGADO	29.667	3	X.ARTIGAS	1'53.887	1'54.357	(5)
4	D.HOLGADO	27.221	R.YAMANAKA	25.322	D.HOLGADO	31.819	S.OGDEN	29.687	4	D.HOLGADO	1'54.203	1'54.203	(3)
5	M.BERTELLE	27.252	T.SUZUKI	25.432	R.YAMANAKA	31.842	D.MOREIRA	29.721	5	R.YAMANAKA	1'54.241	1'54.241	(4)
6	D.ÖNCÜ	27.298	D.ALONSO	25.458	S.OGDEN	31.971	R.YAMANAKA	29.860	6	D.MOREIRA	1'54.379	1'54.379	(6)
7	A.MIGNO	27.315	M.AJI	25.470	D.MOREIRA	31.987	D.ÖNCÜ	29.863	7	S.OGDEN	1'54.397	1'54.397	(7)
8	S.AZMAN	27.341	D.ÖNCÜ	25.477	D.SALVADOR	31.993	M.AJI	29.897	8	M.AJI	1'54.901	1'55.087	(9)
9	K.TOBA	27.429	D.HOLGADO	25.496	M.AJI	32.097	D.SALVADOR	29.916	9	D.ÖNCÜ	1'54.987	1'55.014	(8)
10	M.AJI	27.437	D.SALVADOR	25.515	D.ALONSO	32.122	X.ARTIGAS	29.918	10	D.SALVADOR	1'55.253	1'55.253	(10)
11	J.KELSO	27.442	D.MOREIRA	25.519	T.FURUSATO	32.199	T.SUZUKI	29.965	11	T.SUZUKI	1'55.363	1'55.540	(12)
12	X.ARTIGAS	27.503	S.OGDEN	25.533	R.ROSSI	32.288	T.FURUSATO	30.107	12	D.ALONSO	1'55.475	1'55.536	(11)
13	T.SUZUKI	27.558	S.NEPA	25.541	J.KELSO	32.327	S.NEPA	30.107	13	T.FURUSATO	1'55.594	1'56.206	(15)
14	R.FENATI	27.587	R.FENATI	25.676	D.ÖNCÜ	32.349	J.RUEDA	30.142	14	J.KELSO	1'55.658	1'55.658	(13)
15	T.FURUSATO	27.595	T.FURUSATO	25.693	M.BERTELLE	32.363	J.KELSO	30.169	15	M.BERTELLE	1'55.757	1'56.491	(16)
16	D.ALONSO	27.699	J.KELSO	25.720	C.VEIJER	32.389	D.ALONSO	30.196	16	S.NEPA	1'55.896	1'55.896	(14)
17	F.FARIOLI	27.753	J.RUEDA	25.869	T.SUZUKI	32.408	R.FENATI	30.201	17	R.FENATI	1'55.911	1'56.802	(20)
18	C.VEIJER	27.779	M.BERTELLE	25.893	R.FENATI	32.447	M.BERTELLE	30.249	18	J.RUEDA	1'56.327	1'56.670	(19)
19	S.NEPA	27.799	R.ROSSI	25.918	S.NEPA	32.449	R.ROSSI	30.249	19	R.ROSSI	1'56.390	1'56.501	(17)
20	D.SALVADOR	27.829	A.SASAKI	26.000	J.RUEDA	32.458	K.TOBA	30.444	20	K.TOBA	1'56.510	1'56.516	(18)
21	J.RUEDA	27.858	J.MASIA	26.029	K.TOBA	32.590	F.FARIOLI	30.530	21	F.FARIOLI	1'56.970	1'56.970	(21)
22	R.ROSSI	27.935	K.TOBA	26.047	F.FARIOLI	32.625	C.VEIJER	30.686	22	C.VEIJER	1'57.083	1'57.462	(22)
23	A.SASAKI	27.984	F.FARIOLI	26.062	A.SASAKI	32.637	A.SASAKI	30.771	23	A.SASAKI	1'57.392	1'57.709	(23)
24	J.MASIA	28.073	I.ORTOLÁ	26.125	J.MASIA	32.843	J.MASIA	30.810	24	J.MASIA	1'57.755	1'57.833	(24)

These data/results cannot be reproduced, stored and/or transmitted in whole or in part by any manner of electronic, mechanical, photocopying, recording, broadcasting or otherwise now known or herein after developed without the previous express consent by the copyright owner, except for reproduction in daily press and regular printed publications on sale to the public within 60 days of the event related to those data/results and always provided that copyright symbol appears together as follows below.
© DORNA, 2023

Official MotoGP Timing by **TISSOT**
www.motogp.com





Results and timing service provided by **TISSOT**

Moto3™

SHARK GRAND PRIX DE FRANCE

Practice Nr. 3

Best Partial Times

IT Ideal Lap Time, sum of the best partial times

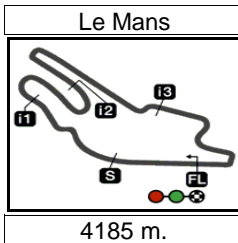
BT Best Lap Time

		T1		T2		T3		T4				
<i>Pos</i>	<i>Rider</i>	<i>Time</i>	<i>Rider</i>	<i>Time</i>	<i>Rider</i>	<i>Time</i>	<i>Rider</i>	<i>Time</i>	<i>Pos</i>	<i>Rider</i>	<i>IT</i>	<i>BT</i>
25	J.WHATLEY	28.123	C.VEIJER	26.229	J.WHATLEY	32.988	I.ORTOLÁ	30.951	25	I.ORTOLÁ	1'58.627	1'59.442 (25)
26	I.ORTOLÁ	28.478	J.WHATLEY	26.605	I.ORTOLÁ	33.073	J.WHATLEY	31.212	26	J.WHATLEY	1'58.928	(-1)

These data/results cannot be reproduced, stored and/or transmitted in whole or in part by any manner of electronic, mechanical, photocopying, recording, broadcasting or otherwise now known or herein after developed without the previous express consent by the copyright owner, except for reproduction in daily press and regular printed publications on sale to the public within 60 days of the event related to those data/results and always provided that copyright symbol appears together as follows below.
© DORNA, 2023

Official MotoGP Timing by **TISSOT**
www.motogp.com





Results and timing service provided by TISSOT

Moto3™

SHARK GRAND PRIX DE FRANCE

Practice Nr. 3

Fastest Laps Sequence

<i>Practice Time</i>	<i>Rider</i>	<i>Nation</i>	<i>Motorcycle</i>	<i>Time</i>	<i>Km/h</i>	<i>Rider's Lap</i>
5'18.165	27 Kaito TOBA	JPN	HONDA	2'07.954	117.7	2
5'19.912	72 Taiyo FURUSATO	JPN	HONDA	1'59.859	125.6	2
6'38.804	19 Scott OGDEN	GBR	HONDA	1'59.181	126.4	3
6'42.615	55 Romano FENATI	ITA	HONDA	1'57.754	127.9	3
8'27.442	43 Xavier ARTIGAS	SPA	CFMOTO	1'57.311	128.4	3
8'39.796	55 Romano FENATI	ITA	HONDA	1'57.181	128.5	4
8'40.024	18 Matteo BERTELLE	ITA	HONDA	1'57.046	128.7	4
9'14.909	72 Taiyo FURUSATO	JPN	HONDA	1'56.549	129.2	4
9'34.193	24 Tatsuki SUZUKI	JPN	HONDA	1'56.497	129.3	4
10'23.824	43 Xavier ARTIGAS	SPA	CFMOTO	1'56.382	129.4	4
11'11.115	72 Taiyo FURUSATO	JPN	HONDA	1'56.206	129.6	5
11'14.044	96 Daniel HOLGADO	SPA	KTM	1'55.591	130.3	4
14'15.000	43 Xavier ARTIGAS	SPA	CFMOTO	1'55.475	130.4	6
27'17.598	43 Xavier ARTIGAS	SPA	CFMOTO	1'55.444	130.5	11
29'49.252	16 Andrea MIGNO	ITA	KTM	1'55.364	130.5	10
31'09.017	43 Xavier ARTIGAS	SPA	CFMOTO	1'54.590	131.4	13
32'48.038	96 Daniel HOLGADO	SPA	KTM	1'54.203	131.9	9
35'34.446	63 Syarifuddin AZMAN	MAL	KTM	1'54.026	132.1	14
35'36.473	16 Andrea MIGNO	ITA	KTM	1'53.767	132.4	13

These data/results cannot be reproduced, stored and/or transmitted in whole or in part by any manner of electronic, mechanical, photocopying, recording, broadcasting or otherwise now known or herein after developed without the previous express consent by the copyright owner, except for reproduction in daily press and regular printed publications on sale to the public within 60 days of the event related to those data/results and always provided that copyright symbol appears together as follows below.

© DORNA, 2023

Official MotoGP Timing by TISSOT
www.motogp.com

Le Mans, Saturday, May 13, 2023

