


4185 m.

## SHARK GRAND PRIX DE FRANCE

Free Practice  
Classification

10

		Rider	Nation	Team	Motorcycle	Time	Lap	Total	Gap	Top Speed
1	12	<b>Maverick VIÑALES</b>	SPA	Aprilia Racing	APRILIA	<b>1'31.898</b>	16	16		<b>315.5</b>
2	1	<b>Francesco BAGNAIA</b>	ITA	Ducati Lenovo Team	DUCATI	<b>1'32.191</b>	13	13	0.293 0.293	<b>320.6</b>
3	43	<b>Jack MILLER</b>	AUS	Red Bull KTM Factory Racing	KTM	<b>1'32.255</b>	8	15	0.357 0.064	<b>312.6</b>
4	93	<b>Marc MARQUEZ</b>	SPA	Repsol Honda Team	HONDA	<b>1'32.389</b>	6	10	0.491 0.134	<b>308.7</b>
5	41	<b>Aleix ESPARGARO</b>	SPA	Aprilia Racing	APRILIA	<b>1'32.449</b>	14	15	0.551 0.060	<b>311.6</b>
6	21	<b>Franco MORBIDELLI</b>	ITA	Monster Energy Yamaha MotoGP	YAMAHA	<b>1'32.528</b>	16	16	0.630 0.079	<b>308.7</b>
7	89	<b>Jorge MARTIN</b>	SPA	Prima Pramac Racing	DUCATI	<b>1'32.584</b>	12	15	0.686 0.056	<b>312.6</b>
8	5	<b>Johann ZARCO</b>	FRA	Prima Pramac Racing	DUCATI	<b>1'32.592</b>	14	14	0.694 0.008	<b>312.6</b>
9	20	<b>Fabio QUARTARARO</b>	FRA	Monster Energy Yamaha MotoGP	YAMAHA	<b>1'32.600</b>	14	15	0.702 0.008	<b>312.6</b>
10	10	<b>Luca MARINI</b>	ITA	Mooney VR46 Racing Team	DUCATI	<b>1'32.634</b>	14	15	0.736 0.034	<b>315.5</b>
11	37	<b>Augusto FERNANDEZ</b>	SPA	GASGAS Factory Racing Tech3	KTM	<b>1'32.639</b>	10	16	0.741 0.005	<b>314.5</b>
12	49	<b>Fabio DI GIANNANTONIO</b>	ITA	Gresini Racing MotoGP	DUCATI	<b>1'32.671</b>	13	16	0.773 0.032	<b>313.5</b>
13	36	<b>Joan MIR</b>	SPA	Repsol Honda Team	HONDA	<b>1'32.795</b>	15	16	0.897 0.124	<b>310.6</b>
14	30	<b>Takaaki NAKAGAMI</b>	JPN	LCR Honda IDEMITSU	HONDA	<b>1'32.822</b>	8	15	0.924 0.027	<b>309.6</b>
15	73	<b>Alex MARQUEZ</b>	SPA	Gresini Racing MotoGP	DUCATI	<b>1'32.886</b>	15	16	0.988 0.064	<b>313.5</b>
16	33	<b>Brad BINDER</b>	RSA	Red Bull KTM Factory Racing	KTM	<b>1'32.894</b>	7	14	0.996 0.008	<b>314.5</b>
17	42	<b>Alex RINS</b>	SPA	LCR Honda CASTROL	HONDA	<b>1'33.033</b>	11	15	1.135 0.139	<b>308.7</b>
18	9	<b>Danilo PETRUCCI</b>	ITA	Ducati Lenovo Team	DUCATI	<b>1'33.338</b>	14	15	1.440 0.305	<b>311.6</b>
19	94	<b>Jonas FOLGER</b>	GER	GASGAS Factory Racing Tech3	KTM	<b>1'34.220</b>	14	14	2.322 0.882	<b>306.8</b>
20	32	<b>Lorenzo SAVADORI</b>	ITA	CryptoDATA RNF MotoGP Team	APRILIA	<b>1'34.294</b>	12	13	2.396 0.074	<b>307.7</b>
<b>Not classified</b>										
	72	<b>Marco BEZZECCHI</b>	ITA	Mooney VR46 Racing Team	DUCATI					

Practice condition: Dry

Air: 16°

Humidity: 77%

Ground: 18°

<b>Fastest Lap:</b>	Lap: 16	<b>Maverick VIÑALES</b>	<b>1'31.898</b>	163.9 Km/h
<b>Best Race Lap:</b>	2022	<b>Francesco BAGNAIA</b>	<b>1'31.778</b>	164.1 Km/h
<b>All Time Lap Record:</b>	2022	<b>Francesco BAGNAIA</b>	<b>1'30.450</b>	166.5 Km/h

The results are provisional until the end of the limit for protest and appeals.

Time limit for protest expires 30' after publication of the results - ..... Time: .....

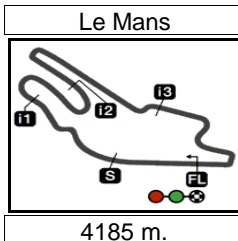
These data/results cannot be reproduced, stored and/or transmitted in whole or in part by any manner of electronic, mechanical, photocopying, recording, broadcasting or otherwise now known or herein after developed without the previous express consent by the copyright owner, except for reproduction in daily press and regular printed publications on sale to the public within 60 days of the event related to those data/results and always provided that copyright symbol appears together as follows below.

© DORNA, 2023

Official MotoGP Timing by TISSOT  
www.motogp.com

Le Mans, Saturday, May 13, 2023





4185 m.

## SHARK GRAND PRIX DE FRANCE

Free Practice

Top Speed &amp; Average

12



Rider	Nation	Motorcycle	Top 5 speeds					Average	Top
1 <b>Francesco BAGNAIA</b>	ITA	DUCATI	320.6	316.5	314.5	314.5	314.5	316.1	<b>320.6</b>
10 <b>Luca MARINI</b>	ITA	DUCATI	315.5	313.5	313.5	313.5	312.6	313.4	<b>315.5</b>
12 <b>Maverick VIÑALES</b>	SPA	APRILIA	315.5	313.5	310.6	310.6	310.6	311.6	<b>315.5</b>
33 <b>Brad BINDER</b>	RSA	KTM	314.5	311.6	308.7	307.7	307.7	310.0	<b>314.5</b>
37 <b>Augusto FERNANDEZ</b>	SPA	KTM	314.5	309.6	308.7	308.7	308.7	309.8	<b>314.5</b>
49 <b>Fabio DI GIANNANTONIO</b>	ITA	DUCATI	313.5	312.6	311.6	310.6	309.6	311.3	<b>313.5</b>
73 <b>Alex MARQUEZ</b>	SPA	DUCATI	313.5	311.6	309.6	309.6	309.6	310.8	<b>313.5</b>
5 <b>Johann ZARCO</b>	FRA	DUCATI	312.6	312.6	312.6	311.6	311.6	312.0	<b>312.6</b>
20 <b>Fabio QUARTARARO</b>	FRA	YAMAHA	312.6	312.6	310.6	310.6	310.6	311.2	<b>312.6</b>
43 <b>Jack MILLER</b>	AUS	KTM	312.6	312.6	311.6	311.6	311.6	312.0	<b>312.6</b>
89 <b>Jorge MARTIN</b>	SPA	DUCATI	312.6	311.6	309.6	308.7	307.7	309.4	<b>312.6</b>
9 <b>Danilo PETRUCCI</b>	ITA	DUCATI	311.6	311.6	311.6	310.6	309.6	310.6	<b>311.6</b>
41 <b>Aleix ESPARGARO</b>	SPA	APRILIA	311.6	309.6	309.6	309.6	308.7	309.5	<b>311.6</b>
36 <b>Joan MIR</b>	SPA	HONDA	310.6	308.7	308.7	308.7	306.8	308.2	<b>310.6</b>
30 <b>Takaaki NAKAGAMI</b>	JPN	HONDA	309.6	308.7	305.8	305.8	305.8	306.9	<b>309.6</b>
21 <b>Franco MORBIDELLI</b>	ITA	YAMAHA	308.7	307.7	306.8	306.8	306.8	307.4	<b>308.7</b>
42 <b>Alex RINS</b>	SPA	HONDA	308.7	307.7	306.8	306.8	306.8	307.3	<b>308.7</b>
93 <b>Marc MARQUEZ</b>	SPA	HONDA	308.7	307.7	306.8	306.8	305.8	306.9	<b>308.7</b>
32 <b>Lorenzo SAVADORI</b>	ITA	APRILIA	307.7	306.8	305.8	305.8	304.9	306.0	<b>307.7</b>
94 <b>Jonas FOLGER</b>	GER	KTM	306.8	306.8	306.8	304.9	304.0	305.6	<b>306.8</b>

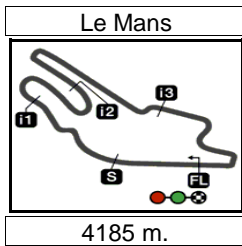
These data/results cannot be reproduced, stored and/or transmitted in whole or in part by any manner of electronic, mechanical, photocopying, recording, broadcasting or otherwise now known or herein after developed without the previous express consent by the copyright owner, except for reproduction in daily press and regular printed publications on sale to the public within 60 days of the event related to those data/results and always provided that copyright symbol appears together as follows below.

© DORNA, 2023

Official MotoGP Timing by TISSOT  
www.motogp.com



Le Mans, Saturday, May 13, 2023



Results and timing service provided by TISSOT

MotoGP™

# SHARK GRAND PRIX DE FRANCE

## Free Practice

### Chronological Analysis of Performances

**13**

\* Lap / Sector time cancelled      T1 Time from finish line to 1st intermediate      T3 Time from 2nd intermed. to 3rd intermed.  
P Crossing the finish line in pit lane      T2 Time from 1st intermed. to 2nd intermed.      T4 Time from 3rd intermediate to finish line  
\*\*Tyre data subject to further updates

Lap	Lap Time	T1	T2	T3	T4	Speed	Lap	Lap Time	T1	T2	T3	T4	Speed		
<b>1st</b>	<b>12</b>	<b>Maverick VIÑALES</b> APRILIA SPA						<b>3rd</b>	<b>43</b>	<b>Jack MILLER</b> KTM AUS					
Aprilia Racing							Red Bull KTM Factory Racing								
Runs=2 Total laps=16 Full laps=13 Valid laps=13							Runs=2 Total laps=15 Full laps=12 Valid laps=12								
Run #	1	Front Tyre	Slick-Soft	Rear Tyre	Slick-Soft		Run #	1	Front Tyre	Slick-Soft	Rear Tyre	Slick-Soft			
		9 Laps at start			5 Laps at start					9 Laps at start			5 Laps at start		
1	2'43.369 *	25.171	24.144	28.364*	26.637*		1	2'43.899 *	24.816	23.809	28.248*	26.385*			
2	<b>1'37.351</b>	22.266	23.093	26.527	25.465	304.9	2	<b>1'36.040</b>	22.238	22.193	26.248	25.361	309.6		
3	<b>1'34.430</b>	21.685	21.899	26.012	24.834	310.6	3	<b>1'33.635</b>	21.594	21.546	25.649	24.846	312.6		
4	<b>1'33.328</b>	21.365	21.439	25.727	24.797	310.6	4	<b>1'33.082</b>	21.340	21.411	25.599	24.732	309.6		
5	<b>1'34.035</b>	21.143	21.432	25.610	25.850	310.6	5	<b>1'32.613</b>	21.328	21.366	25.298	24.621	310.6		
6	<b>1'33.261</b>	21.329	21.513	25.566	24.853	308.7	6	<b>1'33.103</b>	21.266	21.294	25.633	24.910	311.6		
7	<b>1'32.920</b>	21.147	21.548	25.445	24.780	309.6	7	<b>1'32.548</b>	21.294	21.220	25.417	24.617	311.6		
8	<b>1'32.777</b>	21.062	21.510	25.453	24.752	309.6	8	<b>1'32.255</b>	21.172	21.184	25.322	24.577	311.6		
9	1'37.095 P	21.103	21.404	25.548	29.040	310.6	9	1'41.612 P	23.265	24.401	26.104	27.842	312.6		
Run #	2	Front Tyre	Slick-Soft	Rear Tyre	Slick-Soft		Run #	2	Front Tyre	Slick-Soft	Rear Tyre	Slick-Soft			
		18 Laps at start			4 Laps at start					18 Laps at start			14 Laps at start		
10	6'07.572	23.879	22.544	26.224	25.231		10	6'19.280	24.844	22.800	26.808	25.069			
11	<b>1'33.124</b>	21.305	21.569	25.559	24.691	308.7	11	<b>1'33.879</b>	21.624	21.646	25.764	24.845	306.8		
12	<b>1'32.202</b>	20.960	21.267	25.362	24.613	308.7	12	<b>1'32.736</b>	21.309	21.307	25.413	24.707	308.7		
13	<b>1'32.692</b>	21.417	21.388	25.368	24.519	315.5	13	<b>1'32.876</b>	21.243	21.238	25.668	24.727	310.6		
14	<b>1'33.033</b>	21.529	21.392	25.454	24.658	313.5	14	<b>1'32.809</b>	21.156	21.244	25.496	24.913	310.6		
15	<b>1'31.917</b>	20.970	21.255	25.208	24.484	310.6	15	<b>1'33.090</b>	21.228	21.284	25.511	25.067	308.7		
16	<b>1'31.898</b>	20.977	21.226	25.175	24.520	310.6									
<b>2nd</b>	<b>1</b>	<b>Francesco BAGNAIA</b> DUCATI ITA						<b>4th</b>	<b>93</b>	<b>Marc MARQUEZ</b> HONDA SPA					
Ducati Lenovo Team							Repsol Honda Team								
Runs=2 Total laps=13 Full laps=10 Valid laps=12							Runs=2 Total laps=10 Full laps=7 Valid laps=7								
Run #	1	Front Tyre	Slick-Soft	Rear Tyre	Slick-Soft		Run #	1	Front Tyre	Slick-Soft	Rear Tyre	Slick-Soft			
		10 Laps at start			5 Laps at start					16 Laps at start			4 Laps at start		
1	2'34.924 *	25.398	24.435	28.927*	27.030*		1	10'21.170	24.749	23.714	27.972	26.202			
2	<b>1'38.753</b>	22.611	23.354	27.052	25.736	304.9	2	<b>1'36.742</b>	22.988	22.137	26.407	25.210	305.8		
3	<b>1'34.845</b>	22.093	21.763	26.041	24.948	305.8	3	<b>1'33.383</b>	21.525	21.471	25.690	24.697	308.7		
4	<b>1'34.256</b>	22.122	21.595	25.724	24.815	304.0	4	<b>1'36.320</b>	21.231	23.435	26.748	24.906	306.8		
5	<b>1'33.514</b>	21.459	21.283	25.729	25.043	312.6	5	<b>1'32.624</b>	21.278	21.394	25.449	24.503	306.8		
<b>unfinished</b>						48.6	6	<b>1'32.389</b>	21.144	21.277	25.444	24.524	307.7		
Run #	2	Front Tyre	Slick-Soft	Rear Tyre	Slick-Soft		Run #	2	Front Tyre	Slick-Soft	Rear Tyre	Slick-Soft			
		15 Laps at start			10 Laps at start					23 Laps at start			11 Laps at start		
6	1'38.104 *	24.540*	22.367	26.101	25.096		8	7'57.367	23.717	23.406	27.118	26.387			
7	<b>1'32.714</b>	21.514	21.155	25.406	24.639	312.6	9	<b>1'35.478</b>	22.197	21.983	25.956	25.342	300.3		
8	<b>1'32.426</b>	21.302	21.128	25.480	24.516	312.6	10	<b>1'38.557</b>	21.335	21.513	29.446	26.263	301.2		
9	<b>1'32.321</b>	21.193	21.186	25.341	24.601	316.5									
10	<b>1'34.905</b>	22.671	22.175	25.365	24.694	320.6									
11	<b>1'32.532</b>	21.254	21.162	25.464	24.652	314.5									
12	<b>1'36.023</b>	21.195	21.166	28.700	24.962	314.5									
13	<b>1'32.191</b>	21.242	21.149	25.287	24.513	314.5									

**Fastest Lap:** Maverick VIÑALES      Aprilia Racing      SPA      **1'31.898**      20.977      21.226      25.175      24.520

These data/results cannot be reproduced, stored and/or transmitted in whole or in part by any manner of electronic, mechanical, photocopying, recording, broadcasting or otherwise now known or herein after developed without the previous express consent by the copyright owner, except for reproduction in daily press and regular printed publications on sale to the public within 60 days of the event related to those data/results and always provided that copyright symbol appears together as follows below.  
© DORNA, 2023

Official MotoGP Timing by TISSOT  
www.motogp.com

Le Mans, Saturday, May 13, 2023

Page 1 of 5



# Free Practice

# MotoGP

Lap	Lap Time	T1	T2	T3	T4	Speed	Lap	Lap Time	T1	T2	T3	T4	Speed	
<b>5th</b>	<b>41</b>	<b>Aleix ESPARGARO</b>					APRILIA	SPA						
		Aprilia Racing												
		Runs=3	Total laps=15	Full laps=10	Valid laps=9									
Run #	1	Front Tyre	Slick-Soft	Rear Tyre	Slick-Soft									
		17 Laps at start			5 Laps at start									
1	2'26.440	*	25.250	24.171	28.436*	26.502*								
2	<b>1'37.624</b>		22.778	22.269	26.885	25.692	302.1							
3	<b>1'35.195</b>		22.218	21.721	26.052	25.204	305.8							
4	1'38.288	P	21.804	21.603	25.924	28.957	306.8							
Run #	2	Front Tyre	Slick-Soft	Rear Tyre	Slick-Soft									
		21 Laps at start			9 Laps at start									
5	5'16.997		23.639	22.743	26.625	25.311								
6	<b>1'34.228</b>		21.837	21.575	25.925	24.891	308.7							
7	<b>1'33.512</b>		21.478	21.501	25.705	24.828	309.6							
8	<b>1'34.743</b>		22.262	21.633	25.963	24.885	308.7							
9	<b>1'32.830</b>		21.304	21.314	25.558	24.654	308.7							
10	1'39.996	P	23.641	22.506	26.091	27.758	247.4							
Run #	3	Front Tyre	Slick-Soft	Rear Tyre	Slick-Soft									
		13 Laps at start			5 Laps at start									
11	4'24.396		24.532	22.462	26.709	25.089								
12	<b>1'33.608</b>		21.637	21.401	25.797	24.773	309.6							
13	<b>1'33.300</b>		21.376	21.530	25.705	24.689	309.6							
14	<b>1'32.449</b>		21.152	21.236	25.499	24.562	311.6							
15	1'34.521	*	22.539*	21.447	25.803	24.732	303.1							
<b>6th</b>	<b>21</b>	<b>Franco MORBIDELLI</b>					YAMAHA	ITA						
		Monster Energy Yamaha MotoGP												
		Runs=2	Total laps=16	Full laps=13	Valid laps=13									
Run #	1	Front Tyre	Slick-Soft	Rear Tyre	Slick-Soft									
		11 Laps at start			6 Laps at start									
1	2'35.187	*	24.600	23.657	28.584*	26.603*								
2	<b>1'38.351</b>		22.737	22.778	27.111	25.725	303.1							
3	<b>1'34.838</b>		22.049	21.728	26.079	24.982	304.9							
4	<b>1'34.770</b>		22.151	21.628	26.096	24.895	303.1							
5	<b>1'33.223</b>		21.605	21.258	25.705	24.655	308.7							
6	<b>1'33.643</b>		21.677	21.371	25.772	24.823	305.8							
7	<b>1'33.176</b>		21.459	21.350	25.631	24.736	306.8							
8	<b>1'32.833</b>		21.404	21.275	25.608	24.546	306.8							
9	<b>1'33.481</b>		21.393	21.277	25.407	25.404	305.8							
10	<b>1'32.750</b>		21.347	21.259	25.529	24.615	305.8							
11	1'43.699	P	24.487*	23.005	26.886	29.321	305.8							
Run #	2	Front Tyre	Slick-Soft	Rear Tyre	Slick-Soft									
		22 Laps at start			17 Laps at start									
12	6'04.328		23.634	22.359	26.182	25.024								
13	<b>1'33.327</b>		21.603	21.459	25.577	24.688	305.8							
14	<b>1'34.504</b>		22.608	21.418	25.614	24.864	306.8							
15	<b>1'32.679</b>		21.368	21.232	25.479	24.600	307.7							
16	<b>1'32.528</b>		21.241	21.277	25.441	24.569	305.8							
<b>7th</b>	<b>89</b>	<b>Jorge MARTIN</b>					DUCATI	SPA						
		Prima Pramac Racing												
		Runs=3	Total laps=15	Full laps=10	Valid laps=8									
Run #	1	Front Tyre	Slick-Soft	Rear Tyre	Slick-Soft									
		17 Laps at start			5 Laps at start									
1	2'27.624	*	25.027	23.885	27.525*	26.855*								
2	<b>1'37.073</b>		22.925	22.183	26.537	25.428	286.5							
<b>8th</b>	<b>5</b>	<b>Johann ZARCO</b>					DUCATI	FRA						
		Prima Pramac Racing												
		Runs=2	Total laps=14	Full laps=11	Valid laps=11									
Run #	1	Front Tyre	Slick-Soft	Rear Tyre	Slick-Soft									
		12 Laps at start			5 Laps at start									
1	2'10.084		25.071	24.454	28.569	27.070								
2	<b>1'39.537</b>		23.412	22.730	27.449	25.946	304.0							
3	<b>1'36.501</b>		22.551	21.950	26.480	25.520	312.6							
4	<b>1'35.316</b>		22.124	21.684	26.193	25.315	312.6							
5	<b>1'35.093</b>		22.122	21.554	26.379	25.038	305.8							
6	<b>1'33.741</b>		21.636	21.328	25.858	24.919	311.6							
7	1'46.555	P	21.875	22.503			311.6							
Run #	2	Front Tyre	Slick-Soft	Rear Tyre	Slick-Soft									
		19 Laps at start			12 Laps at start									
8	10'03.453		22.980	22.934	26.874	25.422								
9	<b>1'33.786</b>		21.670	21.345	25.862	24.909	309.6							
10	<b>1'32.744</b>		21.342	21.149	25.542	24.711	309.6							
11	<b>1'32.896</b>		21.180	21.255	25.705	24.756	311.6							
12	<b>1'32.709</b>		21.194	21.207	25.572	24.736	312.6							
13	<b>1'35.466</b>		21.142	22.603	26.603	25.118	311.6							
14	<b>1'32.592</b>		21.245	21.139	25.515	24.693	310.6							
<b>9th</b>	<b>20</b>	<b>Fabio QUARTARARO</b>					YAMAHA	FRA						
		Monster Energy Yamaha MotoGP												
		Runs=1	Total laps=15	Full laps=13	Valid laps=12									
Run #	1	Front Tyre	Slick-Soft	Rear Tyre	Slick-Soft									
		12 Laps at start			5 Laps at start									
1	3'10.926		26.037	23.477	27.887	26.297								
2	<b>1'37.465</b>		22.619	23.216	26.398	25.232	295.0							
3	<b>1'33.946</b>		21.863	21.534	25.718	24.831	305.8							
4	<b>1'33.290</b>		21.441	21.385	25.667	24.797	306.8							
5	<b>1'34.361</b>		22.151	21.488	25.851	24.871	308.7							
6	<b>1'33.026</b>		21.526	21.291	25.625	24.584	308.7							
7	<b>1'33.101</b>		21.423	21.497	25.573	24.608	308.7							
8	<b>1'32.972</b>		21.414	21.267	25.616	24.675	310.6							
9	1'35.865	*	23.570*	21.893	25.772	24.630	312.6							
10	<b>1'32.703</b>		21.330	21.270	25.563	24.540	310.6							
11	<b>1'34.945</b>		21.219	21.215	25.534	26.977	312.6							

**Fastest Lap:** Maverick VIÑALES      Aprilia Racing      SPA      **1'31.898**      20.977      21.226      25.175      24.520

These data/results cannot be reproduced, stored and/or transmitted in whole or in part by any manner of electronic, mechanical, photocopying, recording, broadcasting or otherwise now known or herein after developed without the previous express consent by the copyright owner, except for reproduction in daily press and regular printed publications on sale to the public within 60 days of the event related to those data/results and always provided that copyright symbol appears together as follows below.  
© DORNA, 2023



# Free Practice

# MotoGP

Lap	Lap Time	T1	T2	T3	T4	Speed	Lap	Lap Time	T1	T2	T3	T4	Speed
12	<b>1'32.809</b>	21.283	21.342	25.600	24.584	310.6	1	2'14.849 *	25.758	23.611	27.572*	26.515*	
13	<b>1'32.899</b>	21.270	21.298	25.566	24.765	308.7	2	<b>1'36.680</b>	22.886	22.046	26.331	25.417	302.1
14	<b>1'32.600</b>	21.245	21.256	<b>25.510</b>	24.589	310.6	3	<b>1'34.815</b>	21.889	21.656	26.056	25.214	307.7
15	1'41.919 P	<b>21.184</b>	21.265	30.179	29.291	310.6	4	<b>1'35.289</b>	22.029	21.710	26.136	25.414	311.6

**10th 10** **Luca MARINI** DUCATI ITA  
 Mooney VR46 Racing Team  
 Runs=2 Total laps=15 Full laps=11 Valid laps=10

Run #	1	Front Tyre	Slick-Soft	Rear Tyre	Slick-Soft	
		13 Laps at start			5 Laps at start	
1	2'00.003	33.434	24.097	28.089	26.496	
2	<b>1'36.772</b>	22.741	22.325	26.313	25.393	308.7
3	1'37.623 P	22.108	21.799	26.015	27.701	309.6
Run #	2	Front Tyre	Slick-Soft	Rear Tyre	Slick-Soft	
		16 Laps at start			8 Laps at start	
4	4'59.719	24.641	22.555	26.589	25.524	
5	<b>1'35.334</b>	21.878	21.808	26.371	25.277	311.6
6	<b>1'33.717</b>	21.602	21.483	25.741	24.891	311.6
7	<b>1'33.306</b>	21.319	21.396	25.652	24.939	312.6
8	<b>1'33.101</b>	21.344	21.392	25.609	24.756	311.6
9	<b>1'32.839</b>	21.284	21.326	25.493	24.736	313.5
10	<b>1'36.727</b>	21.159	<b>21.269</b>	26.923	27.376	312.6
11	1'38.772 *	24.585*	22.760	26.312	25.115	312.6
12	<b>1'33.518</b>	21.406	21.404	25.668	25.040	310.6
13	<b>1'32.812</b>	21.153	21.363	25.492	24.804	313.5
14	<b>1'32.634</b>	21.111	21.367	<b>25.458</b>	<b>24.698</b>	<b>315.5</b>
15	1'39.673 P	<b>21.099</b>	21.418	26.428*	30.728	313.5

**11th 37** **Augusto FERNANDEZ** KTM SPA  
 GASGAS Factory Racing Tech3  
 Runs=2 Total laps=16 Full laps=12 Valid laps=11

Run #	1	Front Tyre	Slick-Soft	Rear Tyre	Slick-Soft	
		8 Laps at start			6 Laps at start	
1	2'23.586 *	25.892	25.001	29.458*	27.306*	
2	<b>1'43.786</b>	23.087	22.457	27.459	30.783	280.1
3	<b>1'35.584</b>	22.150	21.839	26.444	25.151	295.9
4	<b>1'34.061</b>	21.578	21.483	26.015	24.985	303.1
5	<b>1'33.753</b>	21.539	21.645	25.786	24.783	308.7
6	<b>1'33.213</b>	21.447	21.340	25.740	24.686	306.8
7	<b>1'34.132</b>	21.306	21.464	26.072	25.290	308.7
8	<b>1'33.594</b>	21.452	21.436	25.880	24.826	305.8
9	<b>1'32.674</b>	21.206	21.359	<b>25.545</b>	<b>24.564</b>	309.6
10	<b>1'32.639</b>	21.274	<b>21.219</b>	25.552	24.594	308.7
11	<b>1'36.169</b>	22.604	21.725	25.939	25.901	306.8
12	1'37.815 P	21.749	21.432	26.440	28.194	308.7
Run #	2	Front Tyre	Slick-Soft	Rear Tyre	Slick-Soft	
		20 Laps at start			18 Laps at start	
13	6'37.215	24.529	22.587	26.644	28.172	
14	<b>1'33.596</b>	21.588	21.579	25.749	24.680	306.8
15	1'34.005 *	<b>21.120</b>	21.235	25.740*	25.910	<b>314.5</b>
16	1'35.316 P	21.299	21.376	25.546	27.095	307.7

**12th 49** **Fabio DI GIANNANTONI** DUCATI ITA  
 Gresini Racing MotoGP  
 Runs=2 Total laps=16 Full laps=13 Valid laps=13

Run #	1	Front Tyre	Slick-Soft	Rear Tyre	Slick-Soft	
		10 Laps at start			5 Laps at start	

Run #	2	Front Tyre	Slick-Soft	Rear Tyre	Slick-Soft	
		16 Laps at start			5 Laps at start	
7	6'35.793	24.920	22.663	26.765	25.550	
8	<b>1'34.530</b>	21.856	21.620	25.936	25.118	305.8
9	<b>1'33.254</b>	21.338	21.371	25.672	24.873	306.8
10	<b>1'33.022</b>	21.275	21.295	25.672	24.780	306.8
11	<b>1'32.912</b>	21.199	21.339	25.681	<b>24.693</b>	309.6
12	<b>1'32.705</b>	21.188	<b>21.256</b>	25.499	24.762	309.6
13	<b>1'32.671</b>	21.200	21.265	25.443	24.763	308.7
14	<b>1'32.711</b>	21.117	21.320	25.516	24.758	310.6
15	<b>1'35.599</b>	<b>21.111</b>	21.335	<b>25.405</b>	27.748	312.6
16	<b>1'33.166</b>	21.330	21.404	25.619	24.813	306.8

**13th 36** **Joan MIR** HONDA SPA  
 Repsol Honda Team  
 Runs=2 Total laps=16 Full laps=12 Valid laps=12

Run #	1	Front Tyre	Slick-Soft	Rear Tyre	Slick-Soft	
		14 Laps at start			5 Laps at start	
1	2'26.687 *	25.464	23.646	28.223*	26.379*	
2	<b>1'37.584</b>	22.705	22.372	26.777	25.730	308.7
3	<b>1'35.166</b>	22.150	21.795	26.138	25.083	308.7
4	<b>1'34.622</b>	21.822	21.611	25.946	25.243	<b>310.6</b>
5	<b>1'33.717</b>	21.587	21.450	25.706	24.974	303.1
6	<b>1'33.500</b>	21.398	21.475	25.664	24.963	305.8
7	<b>1'37.907</b>	23.404	22.314	26.504	25.685	299.4
8	<b>1'33.451</b>	21.381	21.475	25.695	24.900	306.8
9	1'41.092 P	21.309	21.737	28.086	29.960	308.7
Run #	2	Front Tyre	Slick-Soft	Rear Tyre	Slick-Soft	
		23 Laps at start			4 Laps at start	
10	6'40.982	24.508	22.374	26.375	25.195	
11	<b>1'33.354</b>	21.571	21.433	25.555	24.795	304.9
12	<b>1'33.048</b>	21.419	21.374	25.533	<b>24.722</b>	303.1
13	<b>1'32.858</b>	21.304	<b>21.263</b>	25.550	24.741	306.8
14	<b>1'32.989</b>	21.293	21.349	25.540	24.807	305.8
15	<b>1'32.795</b>	<b>21.189</b>	21.306	<b>25.515</b>	24.785	306.8
16	1'40.561 P	21.384	21.388	27.720	30.069	304.9

**14th 30** **Takaaki NAKAGAMI** HONDA JPN  
 LCR Honda IDEMITSU  
 Runs=2 Total laps=15 Full laps=11 Valid laps=11

Run #	1	Front Tyre	Slick-Soft	Rear Tyre	Slick-Soft	
		11 Laps at start			5 Laps at start	
1	2'27.437 *	26.004	25.581	28.751*	26.860*	
2	<b>1'37.482</b>	22.753	22.381	26.850	25.498	301.2
3	<b>1'35.044</b>	22.088	21.839	26.110	25.007	308.7
4	<b>1'34.380</b>	21.909	21.527	26.027	24.917	<b>309.6</b>
5	<b>1'33.546</b>	21.555	21.464	25.834	24.693	305.8
6	<b>1'33.575</b>	21.612	21.339	25.767	24.857	305.8
7	<b>1'34.550</b>	22.472	21.590	25.726	24.762	305.8
8	<b>1'32.822</b>	<b>21.415</b>	<b>21.235</b>	<b>25.544</b>	<b>24.628</b>	302.1

**Fastest Lap:** Maverick VIÑALES Aprilia Racing SPA **1'31.898** 20.977 21.226 25.175 24.520

These data/results cannot be reproduced, stored and/or transmitted in whole or in part by any manner of electronic, mechanical, photocopying, recording, broadcasting or otherwise now known or herein after developed without the previous express consent by the copyright owner, except for reproduction in daily press and regular printed publications on sale to the public within 60 days of the event related to those data/results and always provided that copyright symbol appears together as follows below.  
 © DORNA, 2023



# Free Practice

# MotoGP

Lap	Lap Time	T1	T2	T3	T4	Speed
9	1'48.458 P	21.415	23.678	32.034	31.331	304.9
Run #	2	Front Tyre	Slick-Soft	Rear Tyre	Slick-Soft	
		20 Laps at start		14 Laps at start		
10	6'06.178	26.468	24.226	27.619	26.878	
11	<b>1'39.928</b>	22.984	22.777	26.571	27.596	300.3
12	<b>1'34.688</b>	22.039	21.760	25.989	24.900	304.0
13	<b>1'33.267</b>	21.525	21.336	25.666	24.740	304.9
14	<b>1'39.349</b>	21.427	21.255	30.932	25.735	305.8
15	1'37.054 P	21.899	21.533	25.583	28.039	304.9

15th	73	Alex MARQUEZ	DUCATI	SPA
Gresini Racing MotoGP				
Runs=2		Total laps=16		Full laps=13 Valid laps=12
Run #	1	Front Tyre	Slick-Soft	Rear Tyre Slick-Soft
		12 Laps at start		5 Laps at start
1	2'08.723	24.807	24.164	28.439 27.836
2	<b>1'40.547</b>	24.100	23.197	27.120 26.130 290.7
3	<b>1'36.456</b>	22.596	22.077	26.260 25.523 304.0
4	<b>1'34.908</b>	22.016	21.761	25.987 25.144 295.9
5	1'40.157 P	23.352*	22.291	26.619 27.895 304.9

Run #	2	Front Tyre	Slick-Soft	Rear Tyre	Slick-Soft	
		17 Laps at start		10 Laps at start		
6	6'01.210	24.168	22.958	29.134	26.012	
7	<b>1'34.775</b>	22.026	21.713	26.016	25.020	308.7
8	<b>1'33.741</b>	21.578	21.494	25.779	24.890	308.7
9	<b>1'33.322</b>	21.385	21.369	25.735	24.833	309.6
10	<b>1'33.043</b>	21.332	21.444	<u>25.489</u>	24.778	305.8
11	<b>1'34.769</b>	21.338	22.564	25.751	25.116	305.8
12	<b>1'32.907</b>	21.299	21.384	25.519	24.705	311.6
13	<b>1'33.286</b>	21.309	21.563	25.644	24.770	<u>313.5</u>
14	1'35.533 *	21.252	21.598	26.921*	25.762*	309.6
15	<u>1'32.886</u>	<u>21.223</u>	21.331	25.632	<u>24.700</u>	309.6
16	<b>1'35.700</b>	21.227	<u>21.307</u>	28.078	25.088	308.7

16th	33	Brad BINDER	KTM	RSA	
Red Bull KTM Factory Racing					
Runs=2		Total laps=14		Full laps=11 Valid laps=11	
Run #	1	Front Tyre	Slick-Soft	Rear Tyre Slick-Soft	
		New Tyre		5 Laps at start	
1	2'36.392 *	26.564	24.684	29.515* 27.312*	
2	<b>1'38.633</b>	23.396	22.327	27.020 25.890 304.9	
3	<b>1'34.687</b>	21.986	21.664	26.092 24.945 307.7	
4	<b>1'33.898</b>	21.783	21.499	25.779 24.837 302.1	
5	<b>1'33.186</b>	21.488	<u>21.309</u>	25.576 24.813 <u>314.5</u>	
6	<b>1'36.415</b>	21.709	24.227	25.693 24.786 307.7	
7	<u>1'32.894</u>	21.449	21.321	25.460 <u>24.664</u> 311.6	
8	1'44.973 P	<u>21.322</u>	21.423		308.7

Run #	2	Front Tyre	Slick-Soft	Rear Tyre	Slick-Soft	
		8 Laps at start		13 Laps at start		
9	8'28.794	27.572	22.681	26.658	25.510	
10	<b>1'34.075</b>	21.884	21.550	25.804	24.837	304.9
11	<b>1'33.255</b>	21.483	21.383	25.653	24.736	305.8
12	<b>1'33.259</b>	21.401	21.436	25.598	24.824	306.8
13	<b>1'33.397</b>	21.432	21.521	25.656	24.788	306.8
14	<b>1'32.969</b>	21.385	21.446	<u>25.455</u>	24.683	306.8

17th	42	Alex RINS	HONDA	SPA
LCR Honda CASTROL				
Runs=2		Total laps=15		Full laps=11 Valid laps=11
Run #	1	Front Tyre	Slick-Soft	Rear Tyre Slick-Soft
		11 Laps at start		5 Laps at start
1	2'08.949	25.307	23.967	28.519 27.373
2	<b>1'39.966</b>	23.869	22.717	27.201 26.179 302.1
3	<b>1'36.654</b>	22.451	22.199	26.400 25.604 304.0
4	<b>1'35.700</b>	21.996	22.231	26.139 25.334 304.0
5	<b>1'34.596</b>	21.876	21.636	25.896 25.188 306.8
6	<b>1'34.057</b>	21.888	21.417	25.853 24.899 303.1
7	1'38.493 P	21.517	21.447	25.767 <u>29.762</u> 306.8

Run #	2	Front Tyre	Slick-Soft	Rear Tyre	Slick-Soft	
		18 Laps at start		12 Laps at start		
8	6'46.966	23.497	22.962	26.801	25.330	
9	<b>1'33.826</b>	21.484	21.547	25.870	24.925	305.8
10	<b>1'33.354</b>	21.450	21.409	25.684	24.811	304.9
11	<u>1'33.033</u>	<u>21.243</u>	<u>21.344</u>	25.666	<u>24.780</u>	306.8
12	<b>1'33.345</b>	21.304	21.515	<u>25.640</u>	24.886	307.7
13	<b>1'33.192</b>	21.248	21.387	25.704	24.853	<u>308.7</u>
14	<b>1'36.867</b>	22.795	22.152	26.683	25.237	302.1
15	1'42.497 P	21.302	21.420			306.8

18th	9	Daniilo PETRUCCI	DUCATI	ITA
Ducati Lenovo Team				
Runs=2		Total laps=15		Full laps=12 Valid laps=12
Run #	1	Front Tyre	Slick-Soft	Rear Tyre Slick-Soft
		11 Laps at start		8 Laps at start
1	2'28.562 *	27.553	24.158	28.441* 27.016*
2	<b>1'37.915</b>	22.927	22.574	26.871 25.543 306.8
3	<b>1'35.256</b>	22.092	21.793	26.040 25.331 309.6
4	<b>1'34.905</b>	21.799	21.776	26.078 25.252 309.6
5	<b>1'35.500</b>	21.757	22.085	26.287 25.371 305.8
6	<b>1'34.319</b>	21.675	21.572	25.915 25.157 308.7
7	<b>1'33.947</b>	21.495	21.560	25.841 25.051 306.8
8	1'44.609 P	23.901	23.983	27.191 29.534 309.6

Run #	2	Front Tyre	Slick-Soft	Rear Tyre	Slick-Soft	
		19 Laps at start		16 Laps at start		
9	7'36.996	27.049	23.092	27.624	26.900	
10	<b>1'35.104</b>	21.879	21.815	26.143	25.267	304.9
11	<b>1'34.248</b>	21.643	21.490	25.977	25.138	305.8
12	<b>1'33.952</b>	21.497	21.721	25.844	<u>24.890</u>	<u>311.6</u>
13	<b>1'33.478</b>	<u>21.254</u>	<u>21.401</u>	25.825	24.998	311.6
14	<u>1'33.338</u>	21.272	21.425	<u>25.713</u>	24.928	311.6
15	<b>1'36.664</b>	21.354	21.828	26.809	26.673	310.6

19th	94	Jonas FOLGER	KTM	GER
GASGAS Factory Racing Tech3				
Runs=2		Total laps=14		Full laps=11 Valid laps=10
Run #	1	Front Tyre	Slick-Soft	Rear Tyre Slick-Soft
		3 Laps at start		6 Laps at start
1	2'40.952 *	28.700	25.267	28.833* 27.631*
2	<b>1'39.393</b>	22.863	23.194	27.161 26.175 294.1
3	<b>1'36.428</b>	21.962	22.236	26.596 25.634 <u>306.8</u>
4	<b>1'37.438</b>	22.080	23.345	26.575 25.438 299.4
5	<b>1'42.473</b>	21.885	23.492	31.261 25.835 303.1

<b>Fastest Lap:</b>	Maverick VIÑALES	Aprilia Racing	SPA	<b>1'31.898</b>	20.977	21.226	25.175	24.520
---------------------	------------------	----------------	-----	-----------------	--------	--------	--------	--------

These data/results cannot be reproduced, stored and/or transmitted in whole or in part by any manner of electronic, mechanical, photocopying, recording, broadcasting or otherwise now known or herein after developed without the previous express consent by the copyright owner, except for reproduction in daily press and regular printed publications on sale to the public within 60 days of the event related to those data/results and always provided that copyright symbol appears together as follows below.  
© DORNA, 2023

Official MotoGP Timing by TISSOT  
www.motogp.com



Le Mans, Saturday, May 13, 2023

## Free Practice

MotoGP

Lap	Lap Time	T1	T2	T3	T4	Speed	Lap	Lap Time	T1	T2	T3	T4	Speed
6	<b>1'34.868</b>	21.849	21.687	26.074	25.258	304.0							
7	<b>1'34.605</b>	21.772	21.655	25.982	25.196	302.1							
8	1'52.131 P	27.225*	26.430	29.119	29.357	287.3							
Run #	2	Front Tyre Slick-Soft				Rear Tyre Slick-Soft							
		11 Laps at start				14 Laps at start							
9	8'22.195	29.090	23.476	27.213	25.876								
10	<b>1'35.072</b>	21.919	21.673	26.091	25.389	303.1							
11	<b>1'42.075</b>	21.882	25.816	26.658	27.719	304.0							
12	<b>1'43.785</b>	21.798	21.648	26.217	34.122	306.8							
13	1'37.980 *	21.666	21.595	27.468*	27.251	306.8							
14	<b>1'34.220</b>	21.664	21.555	25.896	25.105	304.9							

**20th 32** **Lorenzo SAVADORI** APRILIA ITA  
CryptoDATA RNF MotoGP Team  
Runs=2 Total laps=13 Full laps=10 Valid laps=8

Run #	1	Front Tyre Slick-Soft				Rear Tyre Slick-Soft			
		13 Laps at start				13 Laps at start			
1	4'24.867	30.608	27.510	29.261	26.840				
2	<b>1'37.828</b>	22.919	22.593	26.745	25.571	301.2			
3	<b>1'35.631</b>	21.975	22.026	26.403	25.227	304.0			
4	<b>1'34.742</b>	21.875	21.728	26.007	25.132	304.9			
5	1'41.739 *	25.017*	23.899	26.770	26.053	305.8			
6	<b>1'36.031</b>	22.491	22.418	26.036	25.086	296.7			
7	<b>1'34.536</b>	21.649	21.692	25.994	25.201	304.9			
8	1'45.075 P	25.897*	24.066	26.869	28.243	302.1			
Run #	2	Front Tyre Slick-Soft				Rear Tyre Slick-Soft			
		21 Laps at start				21 Laps at start			
9	8'12.106	24.778	24.702	26.747	25.729				
10	1'39.056 *	24.720*	22.829	26.067	25.440	303.1			
11	<b>1'34.775</b>	21.865	21.626	26.158	25.126	305.8			
12	<b>1'34.294</b>	21.654	21.637	25.871	25.132	307.7			
13	<b>1'37.279</b>	21.905	22.624	27.171	25.579	306.8			

**21st 72** **Marco BEZZECCHI** DUCATI ITA  
Mooney VR46 Racing Team  
Runs=1 Total laps=0 Full laps=0 Valid laps=0

Run #	1	Front Tyre Slick-Soft				Rear Tyre Slick-Soft			
		14 Laps at start				4 Laps at start			
	unfinished	26.922	23.988						

**Fastest Lap:** Maverick VIÑALES Aprilia Racing SPA **1'31.898** 20.977 21.226 25.175 24.520

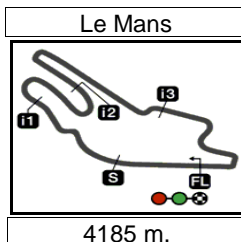
These data/results cannot be reproduced, stored and/or transmitted in whole or in part by any manner of electronic, mechanical, photocopying, recording, broadcasting or otherwise now known or herein after developed without the previous express consent by the copyright owner, except for reproduction in daily press and regular printed publications on sale to the public within 60 days of the event related to those data/results and always provided that copyright symbol appears together as follows below.  
© DORNA, 2023

Official MotoGP Timing by **TISSOT**  
www.motogp.com

Le Mans, Saturday, May 13, 2023

Page 5 of 5





Results and timing service provided by **TISSOT**

## SHARK GRAND PRIX DE FRANCE

Free Practice

Best Partial Times

# MotoGP™

*IT* Ideal Lap Time, sum of the best partial times

*BT* Best Lap Time

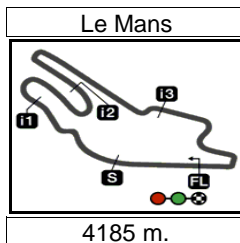
T1		T2		T3		T4				IT	BT	
Pos	Rider	Time	Rider	Time	Rider	Time	Rider	Time	Pos	Rider	IT	BT
1	M.VIÑALES	20.960	F.BAGNAIA	21.128	M.VIÑALES	25.175	M.VIÑALES	24.484	1	<b>M.VIÑALES</b>	1'31.845	1'31.898 (1)
2	<b>L.MARINI</b>	<b>21.099</b>	<b>J.ZARCO</b>	<b>21.139</b>	<b>F.BAGNAIA</b>	<b>25.287</b>	<b>M.MARQUEZ</b>	<b>24.503</b>	2	<b>F.BAGNAIA</b>	1'32.121	1'32.191 (2)
3	F.DI GIANNANTO	21.111	J.MILLER	21.184	J.MILLER	25.298	F.BAGNAIA	24.513	3	<b>J.MILLER</b>	1'32.215	1'32.255 (3)
4	<b>A.FERNANDEZ</b>	<b>21.120</b>	<b>F.QUARTARARO</b>	<b>21.215</b>	<b>J.MARTIN</b>	<b>25.400</b>	<b>F.QUARTARARO</b>	<b>24.540</b>	4	<b>M.MARQUEZ</b>	1'32.368	1'32.389 (4)
5	J.ZARCO	21.142	A.FERNANDEZ	21.219	F.DI GIANNANTO	25.405	F.MORBIDELLI	24.546	5	<b>F.MORBIDELLI</b>	1'32.426	1'32.528 (6)
6	<b>M.MARQUEZ</b>	<b>21.144</b>	<b>M.VIÑALES</b>	<b>21.226</b>	<b>F.MORBIDELLI</b>	<b>25.407</b>	<b>A.ESPARGARO</b>	<b>24.562</b>	6	<b>A.FERNANDEZ</b>	1'32.448	1'32.639 (11)
7	A.ESPARGARO	21.152	F.MORBIDELLI	21.232	M.MARQUEZ	25.444	A.FERNANDEZ	24.564	7	<b>F.QUARTARAR</b>	1'32.449	1'32.600 (9)
8	<b>J.MILLER</b>	<b>21.156</b>	<b>T.NAKAGAMI</b>	<b>21.235</b>	<b>B.BINDER</b>	<b>25.455</b>	<b>J.MILLER</b>	<b>24.577</b>	7	<b>A.ESPARGAR</b>	1'32.449	1'32.449 (5)
9	F.QUARTARARO	21.184	A.ESPARGARO	21.236	L.MARINI	25.458	T.NAKAGAMI	24.628	9	<b>F.DI GIANNAN</b>	1'32.465	1'32.671 (12)
10	<b>J.MIR</b>	<b>21.189</b>	<b>F.DI GIANNANTO</b>	<b>21.256</b>	<b>A.MARQUEZ</b>	<b>25.489</b>	<b>J.MARTIN</b>	<b>24.650</b>	10	<b>J.ZARCO</b>	1'32.489	1'32.592 (8)
11	F.BAGNAIA	21.193	J.MIR	21.263	A.ESPARGARO	25.499	B.BINDER	24.664	11	<b>L.MARINI</b>	1'32.524	1'32.634 (10)
12	<b>A.MARQUEZ</b>	<b>21.223</b>	<b>L.MARINI</b>	<b>21.269</b>	<b>F.QUARTARARO</b>	<b>25.510</b>	<b>J.ZARCO</b>	<b>24.693</b>	12	<b>J.MARTIN</b>	1'32.583	1'32.584 (7)
13	F.MORBIDELLI	21.241	M.MARQUEZ	21.277	J.ZARCO	25.515	F.DI GIANNANTO	24.693	13	<b>J.MIR</b>	1'32.689	1'32.795 (13)
14	<b>A.RINS</b>	<b>21.243</b>	<b>J.MARTIN</b>	<b>21.279</b>	<b>J.MIR</b>	<b>25.515</b>	<b>L.MARINI</b>	<b>24.698</b>	14	<b>A.MARQUEZ</b>	1'32.719	1'32.886 (15)
15	D.PETRUCCI	21.254	A.MARQUEZ	21.307	T.NAKAGAMI	25.544	A.MARQUEZ	24.700	15	<b>B.BINDER</b>	1'32.750	1'32.894 (16)
16	<b>J.MARTIN</b>	<b>21.254</b>	<b>B.BINDER</b>	<b>21.309</b>	<b>A.FERNANDEZ</b>	<b>25.545</b>	<b>J.MIR</b>	<b>24.722</b>	16	<b>T.NAKAGAMI</b>	1'32.822	1'32.822 (14)
17	B.BINDER	21.322	A.RINS	21.344	A.RINS	25.640	A.RINS	24.780	17	<b>A.RINS</b>	1'33.007	1'33.033 (17)
18	<b>T.NAKAGAMI</b>	<b>21.415</b>	<b>D.PETRUCCI</b>	<b>21.401</b>	<b>D.PETRUCCI</b>	<b>25.713</b>	<b>D.PETRUCCI</b>	<b>24.890</b>	18	<b>D.PETRUCCI</b>	1'33.258	1'33.338 (18)
19	L.SAVADORI	21.649	J.FOLGER	21.555	L.SAVADORI	25.871	L.SAVADORI	25.086	19	<b>J.FOLGER</b>	1'34.220	1'34.220 (19)
20	<b>J.FOLGER</b>	<b>21.664</b>	<b>L.SAVADORI</b>	<b>21.626</b>	<b>J.FOLGER</b>	<b>25.896</b>	<b>J.FOLGER</b>	<b>25.105</b>	20	<b>L.SAVADORI</b>	1'34.232	1'34.294 (20)
21	M.BEZZECCHI		M.BEZZECCHI	23.988	M.BEZZECCHI		M.BEZZECCHI		-1	<b>M.BEZZECCHI</b>		(-1)

These data/results cannot be reproduced, stored and/or transmitted in whole or in part by any manner of electronic, mechanical, photocopying, recording, broadcasting or otherwise now known or herein after developed without the previous express consent by the copyright owner, except for reproduction in daily press and regular printed publications on sale to the public within 60 days of the event related to those data/results and always provided that copyright symbol appears together as follows below.  
© DORNA, 2023

Official MotoGP Timing by **TISSOT**  
www.motogp.com








Results and timing service provided by **TISSOT**

**MotoGP™**

## SHARK GRAND PRIX DE FRANCE

Free Practice

Fastest Laps Sequence

Practice Time	 Rider	Nation	Motorcycle	Time	Km/h	Rider's Lap
<b>3'36.775</b>	10 <b>Luca MARINI</b>	ITA	DUCATI	<b>1'36.772</b>	155.6	2
<b>3'51.529</b>	49 <b>Fabio DI GIANNANTONI</b>	ITA	DUCATI	<b>1'36.680</b>	155.8	2
<b>4'19.939</b>	43 <b>Jack MILLER</b>	AUS	KTM	<b>1'36.040</b>	156.8	2
<b>5'26.344</b>	49 <b>Fabio DI GIANNANTONI</b>	ITA	DUCATI	<b>1'34.815</b>	158.8	3
<b>5'49.712</b>	33 <b>Brad BINDER</b>	RSA	KTM	<b>1'34.687</b>	159.1	3
<b>5'53.574</b>	43 <b>Jack MILLER</b>	AUS	KTM	<b>1'33.635</b>	160.9	3
<b>7'26.656</b>	43 <b>Jack MILLER</b>	AUS	KTM	<b>1'33.082</b>	161.8	4
<b>8'59.269</b>	43 <b>Jack MILLER</b>	AUS	KTM	<b>1'32.613</b>	162.6	5
<b>12'04.920</b>	43 <b>Jack MILLER</b>	AUS	KTM	<b>1'32.548</b>	162.7	7
<b>13'37.175</b>	43 <b>Jack MILLER</b>	AUS	KTM	<b>1'32.255</b>	163.3	8
<b>24'31.464</b>	12 <b>Maverick VIÑALES</b>	SPA	APRILIA	<b>1'32.202</b>	163.4	12
<b>29'09.106</b>	12 <b>Maverick VIÑALES</b>	SPA	APRILIA	<b>1'31.917</b>	163.9	15
<b>30'41.004</b>	12 <b>Maverick VIÑALES</b>	SPA	APRILIA	<b>1'31.898</b>	163.9	16

These data/results cannot be reproduced, stored and/or transmitted in whole or in part by any manner of electronic, mechanical, photocopying, recording, broadcasting or otherwise now known or herein after developed without the previous express consent by the copyright owner, except for reproduction in daily press and regular printed publications on sale to the public within 60 days of the event related to those data/results and always provided that copyright symbol appears together as follows below.

© DORNA, 2023

Official MotoGP Timing by **TISSOT**  
www.motogp.com

**Le Mans, Saturday, May 13, 2023**

