

5245 m.

GRAN PREMIO D'ITALIA OAKLEY**Race****Classification after 19 laps = 99.655 km****29**

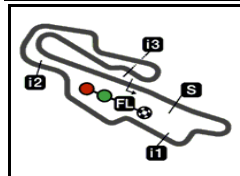
Pos		Rider	Nation	Team	Motorcycle	Total Time	Km/h	Gap
1	25	37 Pedro ACOSTA	SPA	Red Bull KTM Ajo	KALEX	35'38.328	167.7	
2	20	14 Tony ARBOLINO	ITA	Elf Marc VDS Racing Team	KALEX	35'44.522	167.2	6.194
3	16	96 Jake DIXON	GBR	Autosolar GASGAS Aspar M2	KALEX	35'46.910	167.1	8.582
4	13	40 Aron CANET	SPA	Pons Wegow Los40	KALEX	35'47.175	167.0	8.847
5	11	13 Celestino VIETTI	ITA	Fantic Racing	KALEX	35'47.862	167.0	9.534
6	10	21 Alonso LOPEZ	SPA	MB Conveyors SpeedUp	BOSCOSCURO	35'49.180	166.9	10.852
7	9	12 Filip SALAC	CZE	QJMOTOR Gresini Moto2	KALEX	35'52.322	166.6	13.994
8	8	18 Manuel GONZALEZ	SPA	Correos Prepagó Yamaha VR46 M	KALEX	35'54.499	166.5	16.171
9	7	35 Somkiat CHANTRA	THA	IDEMITSU Honda Team Asia	KALEX	35'56.336	166.3	18.008
10	6	11 Sergio GARCIA	SPA	Pons Wegow Los40	KALEX	35'56.349	166.3	18.021
11	5	34 Mattia PASINI	ITA	Fieten Olie Racing GP	KALEX	35'58.693	166.1	20.365
12	4	16 Joe ROBERTS	USA	Italtrans Racing Team	KALEX	36'01.223	165.9	22.895
13	3	71 Dennis FOGGIA	ITA	Italtrans Racing Team	KALEX	36'01.471	165.9	23.143
14	2	64 Bo BENDSNEYDER	NED	Pertamina Mandalika SAG Team	KALEX	36'02.179	165.9	23.851
15	1	79 Ai OGURA	JPN	IDEMITSU Honda Team Asia	KALEX	36'02.635	165.8	24.307
16	7	Barry BALTUS	BEL	Fieten Olie Racing GP	KALEX	36'03.374	165.8	25.046
17	72	Borja GOMEZ	SPA	Fantic Racing	KALEX	36'06.929	165.5	28.601
18	28	Izan GUEVARA	SPA	Autosolar GASGAS Aspar M2	KALEX	36'07.970	165.4	29.642
19	4	Sean Dylan KELLY	USA	OnlyFans American Racing	KALEX	36'26.810	164.0	48.482
20	19	Lorenzo DALLA PORTA	ITA	Forward Team	FORWARD	36'27.036	164.0	48.708
21	23	Taiga HADA	JPN	Pertamina Mandalika SAG Team	KALEX	36'37.725	163.2	59.397
22	27	Kasma DANIEL	MAL	Correos Prepagó Yamaha VR46 M	KALEX	37'10.171	160.8	1'31.843
23	75	Albert ARENAS	SPA	Red Bull KTM Ajo	KALEX	36'25.890	146.8	2 laps
Not classified								
	84	Zonta VD GOORBERGH	NED	Fieten Olie Racing GP	KALEX	17'07.494	165.3	10 laps
	3	Lukas TULOVIC	GER	Liqui Moly Husqvarna Intact GP	KALEX	13'21.974	164.8	12 laps
Not finished first lap								
	22	Sam LOWES	GBR	Elf Marc VDS Racing Team	KALEX			
	54	Fermín ALDEGUER	SPA	MB Conveyors SpeedUp	BOSCOSCURO			
	52	Jeremy ALCOBA	SPA	QJMOTOR Gresini Moto2	KALEX			
	15	Darryn BINDER	RSA	Liqui Moly Husqvarna Intact GP	KALEX			
	24	Marcos RAMIREZ	SPA	Forward Team	FORWARD			

The results are provisional until the end of the limit for protest and appeals.

Time limit for protest expires 30' after publication of the results - Time:

These data/results cannot be reproduced, stored and/or transmitted in whole or in part by any manner of electronic, mechanical, photocopying, recording, broadcasting or otherwise now known or herein after developed without the previous express consent by the copyright owner, except for reproduction in daily press and regular printed publications on sale to the public within 60 days of the event related to those data/results and always provided that copyright symbol appears together as follows below.

© DORNA, 2023




5245 m.

GRAN PREMIO D'ITALIA OAKLEY

Race

Classification after 19 laps = 99.655 km

29

Pos	 Rider	Nation	Team	Motorcycle	Total Time	Km/h	Gap
-----	---	--------	------	------------	------------	------	-----

Race condition: Dry

Air: 27°

Humidity: 53%

Ground: 45°

Pole Position:

Fastest Lap:

Best Race Lap:

All Time Lap Record:

	Aron CANET	1'50.796	170.4 Km/h
Lap 3	Pedro ACOSTA	1'51.345	169.5 Km/h
2021	Sam LOWES	1'51.208	169.7 Km/h
2023	Pedro ACOSTA	1'50.514	170.8 Km/h

12:00'15

12:15'04

12:18'19

12:18'42 Fermin ALDEGUER

12:18'52 Jeremy ALCOBA

12:18'58 Darryn BINDER

12:19'37 Sam LOWES

12:19'42 -

12:20'06 Marcos RAMIREZ

12:21'16 **Alonso LOPEZ**

12:23'40 **Alonso LOPEZ**

12:25'42 **Alonso LOPEZ**

12:32'14 Lukas TULOVIC

12:36'45 Zonta VD GOORBERGH

12:41'26 **Celestino VIETTI**

12:45'20 Albert ARENAS

12:49'19 Albert ARENAS

SIGHTING LAP START

WARM UP LAP START

RACE START

crashed out - Rider OK

crashed out - Rider OK

crashed out - Rider OK

crashed out - Rider OK

No jump starts

crashed out - Rider OK

long lap penalty due to irresponsible riding

long lap penalty due to incorrect long lap execution

long lap penalty - COMPLETED

crashed out - Rider OK

crashed out - Rider OK

track limits warning

crashed out - Rider OK

re-joined race

The results are provisional until the end of the limit for protest and appeals.

Time limit for protest expires 30' after publication of the results - Time:

These data/results cannot be reproduced, stored and/or transmitted in whole or in part by any manner of electronic, mechanical, photocopying, recording, broadcasting or otherwise now known or herein after developed without the previous express consent by the copyright owner, except for reproduction in daily press and regular printed publications on sale to the public within 60 days of the event related to those data/results and always provided that copyright symbol appears together as follows below.

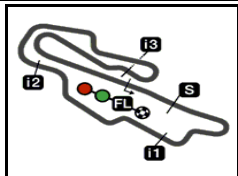
© DORNA, 2023

Official MotoGP Timing by **TISSOT**
www.motogp.com

Mugello, Sunday, June 11, 2023

Page 2 of 2





GRAN PREMIO D'ITALIA OAKLEY

30

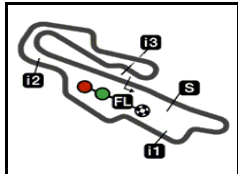
5245 m.

World Championship Classification

Rider		Points	Leader	Previous	POR	ARG	AME	SPA	FRA	ITA	GER	NED	GBR	AUT	CAT	RSM	IND	JPN	INA	AUS	THA	MAL	QAT	VAL	
1	ARBOLINO Tony	ITA	119			16	25	20	13	25	20														
2	ACOSTA Pedro	SPA	99	20	20	25	4	25	20	-	25														
3	LOPEZ Alonso	SPA	71	48	28	-	20	9	16	16	10														
4	SALAC Filip	CZE	69	50	2	13	9	11	7	20	9														
5	CANET Aron	SPA	65	54	4	20	13	8	11	-	13														
6	DIXON Jake	GBR	63	56	2	10	16	-	10	11	16														
7	CHANTRA Somkiat	THA	46	73	17	7	8	5	9	10	7														
8	LOWES Sam	GBR	44	75	2	9	6	3	25	1	-														
9	VIETTI Celestino	ITA	39	80	5	5	3	7	-	13	11														
10	GONZALEZ Manuel	SPA	34	85	5	11	5	6	4	-	8														
11	GARCIA Sergio	SPA	29	90	5	1	11	-	5	6	6														
12	ALDEGUER Fermín	SPA	28	91	1	3	1	10	6	8	-														
13	ARENAS Albert	SPA	27	92	1	8	7	4	8	-	0														
14	ALCOBA Jeremy	SPA	22	97	5	6	0	13	0	3	-														
15	BENDSNEYDER Bo	NED	18	101	4	-	0	16	0	0	2														
16	BALTUS Barry	BEL	16	103	2	4	0	-	3	9	0														
17	ROBERTS Joe	USA	14	105	2	2	2	0	2	4	4														
18	BINDER Darryn	RSA	10	109	4	0	10	-	-	-	-														
19	OGURA Ai	JPN	9	110	1	-	-	1	-	7	1														
20	FOGGIA Dennis	ITA	7	112	2	0	0	2	0	2	3														
21	TULOVIC Lukas	GER	6	113	1	-	-	-	1	5	-														
22	PASINI Mattia	ITA	5	114	1	-	-	-	-	-	5														

These data/results cannot be reproduced, stored and/or transmitted in whole or in part by any manner of electronic, mechanical, photocopying, recording, broadcasting or otherwise now known or herein after developed without the previous express consent by the copyright owner, except for reproduction in daily press and regular printed publications on sale to the public within 60 days of the event related to those data/results and always provided that copyright symbol appears together as follows below.
© DORNA, 2023





GRAN PREMIO D'ITALIA OAKLEY

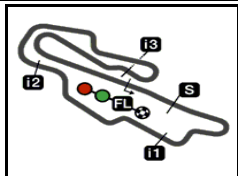
World Championship Classification

30

Rider		Points	Leader	Previous	POR	ARG	AME	SPA	FRA	ITA	GER	NED	GBR	AUT	CAT	RSM	IND	JPN	INA	AUS	THA	MAL	QAT	VAL
23 KELLY Sean Dylan	USA	0	119	5	0	-	0	-	0	0														
24 TORRES Jordi	SPA	0	119	0	0	0	-	-	-	-														
25 GOMEZ Borja	SPA	0	119	0	0	0	0	0	0	0														
26 VD GOORBERGH Zonta	NED	0	119	0	-	0	0	0	0	-														
27 RAMIREZ Marcos	SPA	0	119	0	0	0	-	0	0	-														
28 GUEVARA Izan	SPA	0	119	0	-	-	0	0	0	0														
29 DALLA PORTA Lorenzo	ITA	0	119	0	0	0	-	0	0	0														
30 AGIUS Senna	AUS	0	119	0	-	-	-	0	0	-														
31 SKINNER Rory	GBR	0	119	0	0	-	0	0	-	-														
32 MINAMIMOTO Soichiro	JPN	0	119	0	-	0	0	0	-	-														
33 HADA Taiga	JPN	0	119	0	-	-	-	-	-	0														
34 DANIEL Kasma	MAL	0	119	0	-	-	-	-	-	0														
35 SANCHIS David	SPA	0	119	0	-	-	0	-	-	-														

These data/results cannot be reproduced, stored and/or transmitted in whole or in part by any manner of electronic, mechanical, photocopying, recording, broadcasting or otherwise now known or herein after developed without the previous express consent by the copyright owner, except for reproduction in daily press and regular printed publications on sale to the public within 60 days of the event related to those data/results and always provided that copyright symbol appears together as follows below.
© DORNA, 2023





GRAN PREMIO D'ITALIA OAKLEY

30

5245 m.

World Championship Classification

Constructor	Points	Leader	Previous	POR	ARG	AME	SPA	FRA	ITA	GER	NED	GBR	AUT	CAT	RSM	IND	JPN	INA	AUS	THA	MAL	QAT	VAL
1 KALEX	150			25	25	25	25	25	25														
2 BOSCOSCURO	75	75	75	3	20	10	16	16	10														

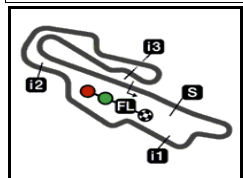
Team	Points	Leader	Previous	POR	ARG	AME	SPA	FRA	ITA	GER	NED	GBR	AUT	CAT	RSM	IND	JPN	INA	AUS	THA	MAL	QAT	VAL
1 ELF MARC VDS RACING TEAM	163			25	31	23	38	26	20														
2 RED BULL KTM AJO	126	37	37	33	11	29	28	-	25														
3 MB CONVEYORS SPEEDUP	99	64	27	3	21	19	22	24	10														
4 PONS WEGOW LOS40	94	69	5	21	24	8	16	6	19														
5 QJMOTOR GRESINI MOTO2	91	72	3	19	9	24	7	23	9														
6 AUTOSOLAR GASGAS ASPAR M2	63	100	28	10	16	-	10	11	16														
7 IDEMITSU HONDA TEAM ASIA	55	108	8	7	8	6	9	17	8														
8 FANTIC RACING	39	124	16	5	3	7	-	13	11														
9 CORREOS PREPAGO YAMAHA VR46 M	34	129	5	11	5	6	4	-	8														
10 ITALTRANS RACING TEAM	21	142	13	2	2	2	2	6	7														
11 PERTAMINA MANDALIKA SAG TEAM	18	145	3	-	-	16	-	-	2														
12 LIQUI MOLY HUSQVARNA INTACT GP	16	147	2	-	10	-	1	5	-														
13 FIETEN OLIE RACING GP	16	147	0	4	-	-	3	9	-														

These data/results cannot be reproduced, stored and/or transmitted in whole or in part by any manner of electronic, mechanical, photocopying, recording, broadcasting or otherwise now known or herein after developed without the previous express consent by the copyright owner, except for reproduction in daily press and regular printed publications on sale to the public within 60 days of the event related to those data/results and always provided that copyright symbol appears together as follows below.
© DORNA, 2023

Official MotoGP Timing by TISSOT
www.motogp.com

Mugello, Sunday, June 11, 2023





GRAN PREMIO D'ITALIA OAKLEY
Race
Lap Chart

5245 m.

31

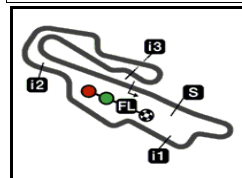
Pos	1	2	3	4	5	6	7	8	9	10	11	12	13	14	15	16	17	18	19	20	21	22	23	24	25	26	27	28	29	30
Grid	40	37	22	16	12	96	13	54	21	14	18	52	15	79	75	11	35	34	7	64	71	84	4	28	72	3	24	23	19	27



1	37	21	40	14	12	18	16	96	11	79	34	35	75	7	71	28	84	64	13	72	23	3	19	4	27
2	37	21	40	14	12	18	96	11	16	35	34	79	7	75	71	28	84	13	64	72	3	23	19	4	27
3	37	14	40	12	18	96	11	16	21	34	35	79	7	75	71	13	28	84	64	72	3	19	4	23	27
4	37	14	40	12	96	18	11	34	16	35	79	7	13	21	71	75	28	84	72	64	3	19	4	23	27
5	37	14	12	40	96	11	18	34	35	16	7	21	13	79	71	75	28	84	72	64	3	19	4	23	27
6	37	14	12	40	11	96	18	34	35	13	16	21	7	79	71	75	28	84	72	64	3	4	19	23	27
7	37	14	12	40	11	96	18	34	13	21	35	16	7	79	71	75	28	84	64	72	3	4	19	23	27
8	37	14	12	40	11	96	18	34	13	21	35	7	16	79	75	71	28	84	64	72	19	4	23	27	
9	37	14	12	40	96	11	18	34	21	13	35	7	16	79	75	71	28	64	84	72	19	4	23	27	
10	37	14	12	40	96	11	18	34	21	13	35	16	79	7	75	71	28	64	72	4	19	23	27		
L	11	37	14	12	40	96	11	18	21	13	34	35	16	79	7	71	75	64	28	72	19	4	23	27	
a	12	37	14	12	40	96	18	21	13	11	34	35	16	79	7	71	75	64	28	72	19	4	23	27	
P	13	37	14	40	12	96	21	13	18	11	34	35	79	16	7	71	75	64	28	72	19	4	23	27	
S	14	37	14	40	12	96	21	13	18	11	34	35	16	79	7	71	75	64	28	72	19	4	23	27	
	15	37	14	40	96	12	21	13	18	34	11	35	16	79	7	71	64	28	72	4	19	23	27	75	
	16	37	14	40	96	12	13	21	18	11	34	35	16	79	7	71	64	28	72	19	4	23	27	75	
	17	37	14	40	96	13	12	21	18	35	11	34	16	79	7	71	64	28	72	19	4	23	27	75	
	18	37	14	40	96	13	21	12	18	35	11	34	16	79	71	64	7	28	72	4	19	23	27		
	19	37	14	96	40	13	21	12	18	35	11	34	16	71	64	79	7	72	28	4	19	23	27		

Winner Lapped rider

These data/results cannot be reproduced, stored and/or transmitted in whole or in part by any manner of electronic, mechanical, photocopying, recording, broadcasting or otherwise now known or herein after developed without the previous express consent by the copyright owner, except for reproduction in daily press and regular printed publications on sale to the public within 60 days of the event related to those data/results and always provided that copyright symbol appears together as follows below.
 © DORNA, 2023




5245 m.

GRAN PREMIO D'ITALIA OAKLEY

Race

Fastest Lap of Each Rider

32

	Rider	Nation	Team	Motorcycle	Time	Lap Total	Gap
1	37 Pedro ACOSTA	SPA	Red Bull KTM Ajo	KALEX	1'51.345	3 19	
2	21 Alonso LOPEZ	SPA	MB Conveyors SpeedUp	BOSCOSCURO	1'51.369	2 19	0.024 0.024
3	12 Filip SALAC	CZE	QJMOTOR Gresini Moto2	KALEX	1'51.642	2 19	0.297 0.273
4	14 Tony ARBOLINO	ITA	Elf Marc VDS Racing Team	KALEX	1'51.722	2 19	0.377 0.080
5	40 Aron CANET	SPA	Pons Wegow Los40	KALEX	1'51.780	2 19	0.435 0.058
6	13 Celestino VIETTI	ITA	Fantic Racing	KALEX	1'52.109	6 19	0.764 0.329
7	11 Sergio GARCIA	SPA	Pons Wegow Los40	KALEX	1'52.166	3 19	0.821 0.057
8	96 Jake DIXON	GBR	Autosolar GASGAS Aspar M2	KALEX	1'52.200	3 19	0.855 0.034
9	35 Somkiat CHANTRA	THA	IDEMITSU Honda Team Asia	KALEX	1'52.233	2 19	0.888 0.033
10	72 Borja GOMEZ	SPA	Fantic Racing	KALEX	1'52.334	2 19	0.989 0.101
11	34 Mattia PASINI	ITA	Fieten Olie Racing GP	KALEX	1'52.413	2 19	1.068 0.079
12	18 Manuel GONZALEZ	SPA	Correos Prepagó Yamaha VR46 Ma	KALEX	1'52.424	7 19	1.079 0.011
13	7 Barry BALTUS	BEL	Fieten Olie Racing GP	KALEX	1'52.431	2 19	1.086 0.007
14	3 Lukas TULOVIC	GER	Liqui Moly Husqvarna Intact GP	KALEX	1'52.620	3 7	1.275 0.189
15	64 Bo BENDSNEYDER	NED	Pertamina Mandalika SAG Team	KALEX	1'52.632	2 19	1.287 0.012
16	71 Dennis FOGGIA	ITA	Italtrans Racing Team	KALEX	1'52.707	3 19	1.362 0.075
17	79 Ai OGURA	JPN	IDEMITSU Honda Team Asia	KALEX	1'52.715	4 19	1.370 0.008
18	28 Izan GUEVARA	SPA	Autosolar GASGAS Aspar M2	KALEX	1'52.776	2 19	1.431 0.061
19	75 Albert ARENAS	SPA	Red Bull KTM Ajo	KALEX	1'52.780	3 17	1.435 0.004
20	16 Joe ROBERTS	USA	Italtrans Racing Team	KALEX	1'52.846	3 19	1.501 0.066
21	84 Zonta VD GOORBERGH	NED	Fieten Olie Racing GP	KALEX	1'52.956	6 9	1.611 0.110
22	19 Lorenzo DALLA PORTA	ITA	Forward Team	FORWARD	1'53.433	3 19	2.088 0.477
23	4 Sean Dylan KELLY	USA	OnlyFans American Racing	KALEX	1'53.503	3 19	2.158 0.070
24	23 Taiga HADA	JPN	Pertamina Mandalika SAG Team	KALEX	1'53.918	4 19	2.573 0.415
25	27 Kasma DANIEL	MAL	Correos Prepagó Yamaha VR46 Ma	KALEX	1'55.985	2 19	4.640 2.067

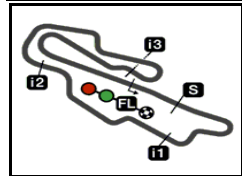
These data/results cannot be reproduced, stored and/or transmitted in whole or in part by any manner of electronic, mechanical, photocopying, recording, broadcasting or otherwise now known or herein after developed without the previous express consent by the copyright owner, except for reproduction in daily press and regular printed publications on sale to the public within 60 days of the event related to those data/results and always provided that copyright symbol appears together as follows below.

© DORNA, 2023

Official MotoGP Timing by TISSOT
www.motogp.com

Mugello, Sunday, June 11, 2023



5245 m.

GRAN PREMIO D'ITALIA OAKLEY

After the Race

Event Best Maximum Speed

33



Rider	Nation	Team	Motorcycle	Km/h	
13 Celestino VIETTI	ITA	Fantic Racing	KALEX	301.6	Practice Nr. 2
15 Darryn BINDER	RSA	Liqui Moly Husqvarna Intact GP	KALEX	301.6	Practice Nr. 2
34 Mattia PASINI	ITA	Fieten Olie Racing GP	KALEX	300.0	Practice Nr. 2
37 Pedro ACOSTA	SPA	Red Bull KTM Ajo	KALEX	300.0	Practice Nr. 2
14 Tony ARBOLINO	ITA	Elf Marc VDS Racing Team	KALEX	299.1	Practice Nr. 1
71 Dennis FOGGIA	ITA	Italtrans Racing Team	KALEX	299.1	Qualifying Nr. 1
12 Filip SALAC	CZE	QJMOTOR Gresini Moto2	KALEX	298.3	Qualifying Nr. 2
3 Lukas TULOVIC	GER	Liqui Moly Husqvarna Intact GP	KALEX	298.3	Practice Nr. 1
35 Somkiat CHANTRA	THA	IDEMITSU Honda Team Asia	KALEX	298.3	Race
7 Barry BALTUS	BEL	Fieten Olie Racing GP	KALEX	298.3	Qualifying Nr. 1
52 Jeremy ALCOBA	SPA	QJMOTOR Gresini Moto2	KALEX	298.3	Practice Nr. 2
40 Aron CANET	SPA	Pons Wegow Los40	KALEX	297.5	Practice Nr. 2
96 Jake DIXON	GBR	Autosolar GASGAS Aspar M2	KALEX	297.5	Practice Nr. 2
72 Borja GOMEZ	SPA	Fantic Racing	KALEX	297.5	Practice Nr. 2
24 Marcos RAMIREZ	SPA	Forward Team	FORWARD	296.7	Practice Nr. 1
4 Sean Dylan KELLY	USA	OnlyFans American Racing	KALEX	296.7	Practice Nr. 2
75 Albert ARENAS	SPA	Red Bull KTM Ajo	KALEX	296.7	Practice Nr. 3
84 Zonta VD GOORBERGH	NED	Fieten Olie Racing GP	KALEX	295.8	Practice Nr. 3
64 Bo BENDSNEYDER	NED	Pertamina Mandalika SAG Team	KALEX	295.8	Qualifying Nr. 1
18 Manuel GONZALEZ	SPA	Correos Prepagó Yamaha VR46 M	KALEX	295.8	Qualifying Nr. 2
28 Izan GUEVARA	SPA	Autosolar GASGAS Aspar M2	KALEX	295.0	Practice Nr. 2
19 Lorenzo DALLA PORTA	ITA	Forward Team	FORWARD	295.0	Practice Nr. 1
16 Joe ROBERTS	USA	Italtrans Racing Team	KALEX	294.2	Practice Nr. 2
23 Taiga HADA	JPN	Pertamina Mandalika SAG Team	KALEX	294.2	Practice Nr. 3
27 Kasma DANIEL	MAL	Correos Prepagó Yamaha VR46 M	KALEX	294.2	Qualifying Nr. 1
11 Sergio GARCIA	SPA	Pons Wegow Los40	KALEX	294.2	Qualifying Nr. 2
54 Fermín ALDEGUER	SPA	MB Conveyors SpeedUp	BOSCOSCURO	294.2	Practice Nr. 2
21 Alonso LOPEZ	SPA	MB Conveyors SpeedUp	BOSCOSCURO	293.4	Race
33 Rory SKINNER	GBR	OnlyFans American Racing	KALEX	293.4	Practice Nr. 3
79 Ai OGURA	JPN	IDEMITSU Honda Team Asia	KALEX	293.4	Race
22 Sam LOWES	GBR	Elf Marc VDS Racing Team	KALEX	292.6	Qualifying Nr. 2

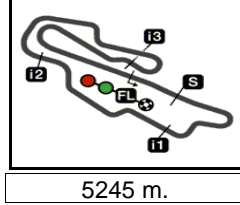
These data/results cannot be reproduced, stored and/or transmitted in whole or in part by any manner of electronic, mechanical, photocopying, recording, broadcasting or otherwise now known or herein after developed without the previous express consent by the copyright owner, except for reproduction in daily press and regular printed publications on sale to the public within 60 days of the event related to those data/results and always provided that copyright symbol appears together as follows below.

© DORNA, 2023

Official MotoGP Timing by TISSOT
www.motogp.com

Mugello, Sunday, June 11, 2023





GRAN PREMIO D'ITALIA OAKLEY

Race

Chronological Analysis of Performances

34

* Lap / Sector time cancelled T1 Time from finish line to 1st intermed. T3 Time from 2nd intermed. to 3rd intermed.
P Crossing the finish line in pit lane T2 Time from 1st intermed. to 2nd intermed. T4 Time from 3rd intermediate to finish line

Lap	Lap Time	T1	T2	T3	T4	Speed	Lap	Lap Time	T1	T2	T3	T4	Speed							
1st 37 Pedro ACOSTA Red Bull KTM Ajo SPA Runs=1 Total laps=19 Full laps=18 Valid laps=18							1	1'59.716	33.515	23.873	36.262	26.066	219.9	2	1'52.494	26.698	23.334	36.399	26.063	292.6
1	1'57.734	32.574	23.343	35.810	26.007	218.1	3	1'52.200	26.560	23.420	36.262	25.958	287.2							
2	1'51.433	26.448	23.164	35.818	26.003	287.2	4	1'52.513	26.500	23.500	36.359	26.154	289.5							
3	1'51.345	26.351	23.160	35.946	25.888	286.4	5	1'52.434	26.567	23.461	36.255	26.151	288.0							
4	1'51.635	26.343	23.207	36.013	26.072	284.9	6	1'52.645	26.854	23.523	36.207	26.061	288.7							
5	1'51.869	26.386	23.289	36.122	26.072	288.0	7	1'52.473	26.625	23.478	36.236	26.134	289.5							
6	1'52.102	26.497	23.366	36.192	26.047	288.0	8	1'52.685 *	26.728	23.457	36.425*	26.075	290.3							
7	1'52.045	26.477	23.286	36.170	26.112	285.7	9	1'52.554	26.610	23.505	36.196	26.243	291.1							
8	1'52.011	26.445	23.303	36.262	26.001	287.2	10	1'52.573	26.619	23.583	36.259	26.112	286.4							
9	1'52.231	26.472	23.411	36.197	26.151	288.0	11	1'52.312	26.539	23.432	36.247	26.094	288.7							
10	1'52.119	26.470	23.398	36.176	26.075	288.7	12	1'52.452	26.554	23.393	36.346	26.159	288.0							
11	1'52.109	26.548	23.346	36.158	26.057	289.5	13	1'52.756	26.623	23.588	36.372	26.173	288.0							
12	1'52.099	26.444	23.292	36.194	26.169	289.5	14	1'52.811	26.849	23.554	36.253	26.155	288.0							
13	1'52.451	26.514	23.473	36.314	26.150	290.3	15	1'53.076	26.670	23.668	36.558	26.180	290.3							
14	1'52.605	26.505	23.512	36.410	26.178	290.3	16	1'52.890	26.708	23.585	36.470	26.127	288.0							
15	1'52.448	26.510	23.419	36.362	26.157	290.3	17	1'52.869	26.704	23.492	36.479	26.194	287.2							
16	1'52.554	26.691	23.469	36.277	26.117	290.3	18	1'52.764	26.543	23.658	36.441	26.122	288.0							
17	1'52.806	26.631	23.539	36.405	26.231	289.5	19	1'52.693	26.559	23.565	36.422	26.147	285.7							
18	1'52.913	26.665	23.580	36.462	26.206	288.7	4th 40 Aron CANET Pons Wegow Los40 SPA Runs=1 Total laps=19 Full laps=18 Valid laps=18													
19	1'53.819	26.776	23.704	36.664	26.675	287.2	1	1'58.290	32.872	23.418	36.070	25.930	216.8							
2nd 14 Tony ARBOLINO Elf Marc VDS Racing ITA Runs=1 Total laps=19 Full laps=18 Valid laps=18							2	1'51.780	26.507	23.218	36.019	26.036	286.4							
1	1'58.428	33.082	23.453	36.119	25.774	224.5	3	1'52.100	26.578	23.247	36.249	26.026	283.4							
2	1'51.722	26.264	23.253	36.306	25.899	295.0	4	1'52.164	26.511	23.365	36.204	26.084	285.7							
3	1'51.759	26.305	23.349	36.116	25.989	289.5	5	1'52.602	26.769	23.495	36.195	26.143	287.2							
4	1'52.196	26.426	23.559	36.152	26.059	288.0	6	1'52.438	26.634	23.321	36.371	26.112	285.7							
5	1'52.216	26.472	23.397	36.231	26.116	288.0	7	1'52.263	26.601	23.378	36.137	26.147	284.2							
6	1'52.148	26.471	23.350	36.329	25.998	287.2	8	1'52.977	26.712	23.478	36.555	26.232	284.2							
7	1'52.123	26.469	23.409	36.165	26.080	287.2	9	1'52.942	26.881	23.499	36.210	26.352	281.2							
8	1'52.255	26.472	23.417	36.277	26.089	287.2	10	1'52.942	26.778	23.607	36.260	26.297	284.2							
9	1'52.179	26.445	23.360	36.243	26.131	287.2	11	1'52.611	26.657	23.491	36.218	26.245	284.2							
10	1'52.136	26.383	23.408	36.276	26.069	287.2	12	1'52.425	26.569	23.342	36.250	26.264	284.9							
11	1'52.285	26.420	23.440	36.288	26.137	288.7	13	1'52.553	26.622	23.462	36.292	26.177	286.4							
12	1'52.475	26.495	23.518	36.293	26.169	288.0	14	1'53.043	26.690	23.620	36.413	26.320	285.7							
13	1'52.835	26.616	23.693	36.366	26.160	288.7	15	1'53.114	26.802	23.544	36.419	26.349	283.4							
14	1'52.624	26.568	23.535	36.413	26.108	288.0	16	1'53.393	26.796	23.700	36.540	26.357	284.2							
15	1'52.861	26.628	23.603	36.481	26.149	288.7	17	1'53.254	26.850	23.650	36.411	26.343	282.7							
16	1'52.902	26.594	23.577	36.541	26.190	288.0	18	1'53.291	26.769	23.700	36.517	26.305	282.7							
17	1'53.150	26.700	23.599	36.532	26.319	287.2	19	1'52.993	26.812	23.576	36.373	26.232	281.9							
18	1'53.550	26.691	23.792	36.735	26.332	288.0	5th 13 Celestino VIETTI Fantic Racing ITA Runs=1 Total laps=19 Full laps=18 Valid laps=16													
19	1'54.678	26.917	24.061	36.872	26.828	285.7	1	2'02.660	35.218	24.205	37.007	26.230	223.1							
3rd 96 Jake DIXON Autosolar GASGAS A GBR Runs=1 Total laps=19 Full laps=18 Valid laps=17							2	1'52.194	26.583	23.422	36.105	26.084	293.4							

Fastest Lap: Pedro ACOSTA Red Bull KTM Ajo SPA **1'51.345** 26.351 23.160 35.946 25.888

These data/results cannot be reproduced, stored and/or transmitted in whole or in part by any manner of electronic, mechanical, photocopying, recording, broadcasting or otherwise now known or herein after developed without the previous express consent by the copyright owner, except for reproduction in daily press and regular printed publications on sale to the public within 60 days of the event related to those data/results and always provided that copyright symbol appears together as follows below.
© DORNA, 2023



Race

Moto2

Lap	Lap Time	T1	T2	T3	T4	Speed	Lap	Lap Time	T1	T2	T3	T4	Speed
3	1'52.142	26.408	23.409	36.265	26.060	295.0	15	1'53.653	26.773	23.819	36.913	26.148	287.2
4	1'52.274	26.589	23.469	36.132	26.084	293.4	16	1'53.613	26.713	23.717	36.865	26.318	289.5
5	1'53.166	26.804	23.768	36.433	26.161	300.8	17	1'53.839	26.759	23.882	36.899	26.299	284.9
6	1'52.109	26.367	23.445	36.263	26.034	291.8	18	1'53.970	27.003	23.742	36.845	26.380	288.0
7	1'52.603	26.583	23.414	36.349	26.257	284.9	19	1'54.906	27.047	23.877	37.216	26.766	284.9
8	1'52.491	26.518	23.598	36.238	26.137	288.7	8th 18 Manuel GONZALEZ Correos Prepago Yam SPA						
9	1'52.998 *	26.609	23.580	36.544*	26.265	291.1	Runs=1 Total laps=19 Full laps=18 Valid laps=17						
10	1'52.273	26.545	23.494	36.232	26.002	292.6	1	1'59.373	33.415	23.697	36.168	26.093	225.0
11	1'52.595	26.620	23.458	36.377	26.140	293.4	2	1'52.517	26.733	23.436	36.274	26.074	281.2
12	1'53.125 *	26.529	23.627	36.721*	26.248*	292.6	3	1'52.453	26.560	23.529	36.276	26.088	282.7
13	1'52.601	26.655	23.525	36.253	26.168	291.8	4	1'52.636	26.695	23.519	36.305	26.117	282.7
14	1'52.488	26.586	23.562	36.214	26.126	292.6	5	1'52.848	26.850	23.528	36.239	26.231	286.4
15	1'52.359	26.537	23.523	36.228	26.071	290.3	6	1'52.589	26.544	23.573	36.267	26.205	288.0
16	1'52.449	26.645	23.475	36.245	26.084	291.8	7	1'52.424	26.504	23.593	36.232	26.095	286.4
17	1'52.580	26.407	23.484	36.490	26.199	290.3	8	1'52.652	26.597	23.591	36.304	26.160	288.7
18	1'52.481	26.448	23.529	36.323	26.181	288.7	9	1'52.987	26.660	23.693	36.415	26.219	288.7
19	1'52.274	26.477	23.476	36.225	26.096	289.5	10	1'53.135	26.698	23.663	36.610	26.164	288.0
6th 21 Alonso LOPEZ MB Conveyors Speed SPA													
Runs=1 Total laps=19 Full laps=18 Valid laps=18													
1	1'57.910	32.764	23.377	35.984	25.785	223.1	11	1'52.971	26.615	23.557	36.585	26.214	288.0
2	1'51.369	26.410	23.221	35.820	25.918	288.0	12	1'53.346	26.738	23.788	36.481	26.339	291.1
3	1'56.124	26.393	23.243	40.460	26.028	289.5	13	1'53.537 *	26.819	23.705*	36.867	26.146	285.7
4	1'54.151	26.329	23.294	38.410	26.118	288.7	14	1'53.031	26.614	23.699	36.476	26.242	291.8
5	1'52.852	26.613	23.529	36.506	26.204	291.8	15	1'53.253	26.695	23.689	36.626	26.243	288.0
6	1'52.386	26.632	23.382	36.340	26.032	288.0	16	1'53.501	26.717	23.681	36.732	26.371	287.2
7	1'52.491	26.678	23.267	36.282	26.264	291.1	17	1'53.719	26.807	23.740	36.697	26.475	284.9
8	1'52.429	26.482	23.598	36.315	26.034	292.6	18	1'53.715	26.770	23.777	36.807	26.361	285.7
9	1'52.526	26.638	23.497	36.273	26.118	293.4	19	1'53.812	26.818	23.743	36.819	26.432	284.2
10	1'52.381	26.549	23.463	36.238	26.131	287.2	9th 35 Somkiat CHANTRA IDEMITSU Honda Tea THA						
11	1'52.549	26.539	23.455	36.345	26.210	291.1	Runs=1 Total laps=19 Full laps=18 Valid laps=17						
12	1'52.795	26.592	23.568	36.430	26.205	289.5	1	2'00.814	34.301	23.713	36.402	26.398	230.2
13	1'52.379	26.560	23.402	36.225	26.192	288.0	2	1'52.233	26.390	23.376	36.294	26.173	294.2
14	1'52.686	26.635	23.541	36.288	26.222	287.2	3	1'53.033	26.625	23.501	36.684	26.223	288.7
15	1'52.648	26.620	23.556	36.319	26.153	284.9	4	1'52.724	26.631	23.547	36.408	26.138	291.1
16	1'52.865	26.589	23.358	36.492	26.426	286.4	5	1'52.671	26.629	23.474	36.461	26.107	291.8
17	1'52.987	26.626	23.541	36.642	26.178	287.2	6	1'52.632	26.661	23.527	36.312	26.132	289.5
18	1'52.843	26.616	23.442	36.426	26.359	284.9	7	1'53.412	26.666	23.530	36.929	26.287	287.2
19	1'52.809	26.735	23.474	36.292	26.308	285.7	8	1'52.959	26.724	23.648	36.367	26.220	293.4
7th 12 Filip SALAC QJMOTOR Gresini M CZE													
Runs=1 Total laps=19 Full laps=18 Valid laps=16													
1	1'58.893	33.141	23.590	36.096	26.066	220.4	9	1'52.932	26.664	23.541	36.452	26.275	289.5
2	1'51.642	26.373	23.367	35.898	26.004	287.2	10	1'52.826	26.716	23.519	36.405	26.186	290.3
3	1'51.970	26.434	23.460	36.066	26.010	288.0	11	1'53.337	26.826	23.641	36.647	26.223	289.5
4	1'51.980	26.472	23.459	36.128	25.921	287.2	12	1'53.168	26.738	23.679	36.572	26.179	288.7
5	1'52.083	26.478	23.429	36.138	26.038	292.6	13	1'52.823	26.602	23.642	36.437	26.142	291.1
6	1'52.170	26.484	23.472	36.193	26.021	288.7	14	1'53.039	26.535	23.578	36.715	26.211	291.1
7	1'52.207 *	26.431	23.445	36.228*	26.103	286.4	15	1'53.253	26.750	23.700	36.631	26.172	290.3
8	1'52.361	26.441	23.478	36.390	26.052	286.4	16	1'53.738 *	26.950	23.707*	36.631	26.450	291.1
9	1'52.500	26.568	23.421	36.327	26.184	284.9	17	1'53.585	26.849	23.723	36.642	26.371	298.3
10	1'52.707 *	26.536	23.550	36.457*	26.164	285.7	18	1'53.390	26.688	23.700	36.658	26.344	288.0
11	1'53.200	26.665	23.496	36.848	26.191	285.7	19	1'53.767	26.760	23.700	36.814	26.493	287.2
12	1'53.252	26.642	23.637	36.641	26.332	285.7	10th 11 Sergio GARCIA Pons Wegow Los40 SPA						
13	1'53.393	26.725	23.782	36.719	26.167	284.9	Runs=1 Total laps=19 Full laps=18 Valid laps=17						
14	1'53.983	26.613	23.605	37.484	26.281	289.5	1	2'00.263	33.798	24.031	36.361	26.073	228.3
Fastest Lap: Pedro ACOSTA Red Bull KTM Ajo SPA 1'51.345 26.351 23.160 35.946 25.888													

These data/results cannot be reproduced, stored and/or transmitted in whole or in part by any manner of electronic, mechanical, photocopying, recording, broadcasting or otherwise now known or herein after developed without the previous express consent by the copyright owner, except for reproduction in daily press and regular printed publications on sale to the public within 60 days of the event related to those data/results and always provided that copyright symbol appears together as follows below.
 © DORNA, 2023



Race

Moto2

Lap	Lap Time	T1	T2	T3	T4	Speed	Lap	Lap Time	T1	T2	T3	T4	Speed
5	1'52.312	26.547	23.429	36.216	26.120	291.8	17	1'54.094	26.925	23.853	36.769	26.547	284.9
6	1'52.248	26.588	23.334	36.100	26.226	288.7	18	1'53.605	26.742	23.778	36.615	26.470	285.7
7	1'52.592	26.687	23.284	36.349	26.272	282.7	19	1'53.646	26.859	23.721	36.583	26.483	282.7
8	1'52.697	26.718	23.379	36.425	26.175	281.9							
9	1'53.041	26.967	23.619	36.236	26.219	279.0							
10	1'52.783	26.643	23.707	36.282	26.151	288.0							
11	1'53.573	26.665	23.609	36.906	26.393	288.0							
12	1'54.404	26.859	24.376	36.697	26.472	286.4							
13	1'53.270	26.693	23.716	36.706	26.155	293.4							
14	<i>1'53.398 *</i>	26.889	23.557	<i>36.689*</i>	26.263	290.3							
15	1'54.022	26.893	23.612	36.748	26.769	288.0							
16	1'53.879	26.993	23.696	36.834	26.356	284.2							
17	1'53.954	27.321	23.700	36.630	26.303	286.4							
18	1'53.389	26.746	23.705	36.603	26.335	293.4							
19	1'53.676	26.788	23.769	36.786	26.333	291.1							

11th 34 Mattia PASINI Fieten Olie Racing GP ITA
Runs=1 Total laps=19 Full laps=18 Valid laps=18

1	<i>2'00.747</i>	33.676	23.946	36.966	26.159	231.2
2	1'52.413	26.735	23.376	36.293	26.009	293.4
3	1'52.621	26.690	23.347	36.472	26.112	296.7
4	1'52.567	26.632	23.355	36.464	26.116	291.8
5	1'52.463	26.561	23.326	36.293	26.283	289.5
6	1'52.539	26.523	23.450	36.414	26.152	290.3
7	1'52.612	26.557	23.440	36.391	26.224	290.3
8	1'52.729	26.570	23.453	36.402	26.304	289.5
9	1'52.849	26.581	23.485	36.556	26.227	289.5
10	1'52.821	26.585	23.593	36.461	26.182	290.3
11	1'53.604	26.623	23.500	36.981	26.500	292.6
12	1'53.438	27.013	23.616	36.517	26.292	294.2
13	1'53.160	26.615	23.628	36.572	26.345	295.0
14	1'53.200	26.777	23.579	36.548	26.296	291.8
15	1'53.674	26.788	23.682	36.697	26.507	294.2
16	1'54.064	26.879	23.702	36.877	26.606	288.7
17	1'54.466	27.110	24.014	36.748	26.594	293.4
18	1'53.980	26.816	23.792	36.899	26.473	291.1
19	1'54.746	27.038	23.854	37.216	26.638	289.5

12th 16 Joe ROBERTS Italtrans Racing Team USA
Runs=1 Total laps=19 Full laps=18 Valid laps=18

1	<i>1'59.379</i>	33.334	23.706	36.099	26.240	218.1
2	1'53.151	26.677	23.480	36.855	26.139	284.2
3	1'52.846	26.729	23.671	36.245	26.201	284.9
4	1'52.972	26.651	23.612	36.402	26.307	288.0
5	1'53.162	26.858	23.486	36.353	26.465	282.7
6	1'53.040	26.861	23.583	36.323	26.273	287.2
7	1'53.633	27.245	23.587	36.479	26.322	285.7
8	1'53.338	26.897	23.689	36.441	26.311	289.5
9	1'53.478	26.705	23.594	36.818	26.361	288.7
10	1'53.348	26.905	23.675	36.441	26.327	292.6
11	1'53.320	26.685	23.622	36.626	26.387	286.4
12	1'53.364	26.708	23.711	36.491	26.454	286.4
13	1'53.751	26.992	23.686	36.737	26.336	287.2
14	1'53.611	26.772	23.634	36.832	26.373	293.4
15	1'53.867	26.933	23.809	36.653	26.472	285.7
16	1'53.618	26.715	23.718	36.656	26.529	285.7

13th 71 Dennis FOGGIA Italtrans Racing Team ITA
Runs=1 Total laps=19 Full laps=18 Valid laps=18

1	<i>2'01.503</i>	34.764	23.984	36.488	26.267	231.2
2	1'52.747	26.655	23.540	36.349	26.203	294.2
3	1'52.707	26.697	23.451	36.372	26.187	295.0
4	1'52.953	26.750	23.514	36.343	26.346	295.8
5	1'53.030	26.662	23.546	36.545	26.277	291.8
6	1'53.083	26.581	23.617	36.586	26.299	291.1
7	1'53.115	26.683	23.555	36.628	26.249	292.6
8	1'53.967	26.858	24.368	36.490	26.251	295.0
9	1'53.168	26.686	23.602	36.556	26.324	288.7
10	1'53.241	26.821	23.607	36.585	26.228	291.8
11	1'53.407	26.876	23.585	36.695	26.251	292.6
12	1'52.974	26.677	23.634	36.445	26.218	291.1
13	1'53.376	26.625	23.710	36.682	26.359	291.8
14	1'53.754	26.780	23.760	36.880	26.334	291.8
15	1'53.905	26.867	23.917	36.812	26.309	291.8
16	1'53.820	26.964	23.749	36.754	26.353	293.4
17	1'53.807	26.843	23.869	36.782	26.313	291.1
18	1'53.489	26.869	23.622	36.736	26.262	291.8
19	1'53.425	26.612	23.676	36.689	26.448	288.7

14th 64 Bo BENDSNEYDER Pertamina Mandalika NED
Runs=1 Total laps=19 Full laps=18 Valid laps=18

1	<i>2'02.284</i>	34.926	24.394	36.586	26.378	229.7
2	1'52.632	26.555	23.561	36.186	26.330	284.2
3	1'53.069	26.857	23.575	36.294	26.343	289.5
4	1'53.566	26.999	23.664	36.324	26.579	287.2
5	1'53.297	26.652	23.553	36.630	26.462	284.2
6	1'52.826	26.625	23.547	36.320	26.334	282.7
7	1'53.496	26.681	23.604	36.689	26.522	285.7
8	1'53.152	26.666	23.639	36.415	26.432	282.7
9	1'53.159	26.743	23.555	36.340	26.521	281.9
10	1'53.747	26.972	23.714	36.457	26.604	282.7
11	1'53.545	26.797	23.779	36.449	26.520	286.4
12	1'53.566	26.948	23.599	36.424	26.595	281.9
13	1'53.184	26.707	23.588	36.416	26.473	281.2
14	1'53.172	26.741	23.556	36.422	26.453	281.9
15	1'53.251	26.759	23.622	36.384	26.486	281.9
16	1'53.518	26.762	23.683	36.684	26.389	281.9
17	1'53.392	26.758	23.590	36.543	26.501	283.4
18	1'53.671	26.790	23.764	36.712	26.405	284.2
19	1'53.652	26.737	23.632	36.782	26.501	283.4

15th 79 Ai OGURA IDEMITSU Honda Tea JPN
Runs=1 Total laps=19 Full laps=18 Valid laps=18

1	<i>2'00.710</i>	33.646	23.971	36.651	26.442	227.8
2	1'52.831	26.700	23.436	36.542	26.153	288.0
3	1'52.832	26.569	23.528	36.532	26.203	290.3
4	1'52.715	26.588	23.511	36.389	26.227	291.1
5	1'53.491	26.808	23.525	36.932	26.226	292.6
6	1'53.258	26.786	23.524	36.696	26.252	293.4

Fastest Lap:	Pedro ACOSTA	Red Bull KTM Ajo	SPA	1'51.345	26.351	23.160	35.946	25.888
---------------------	--------------	------------------	-----	-----------------	--------	--------	--------	--------

These data/results cannot be reproduced, stored and/or transmitted in whole or in part by any manner of electronic, mechanical, photocopying, recording, broadcasting or otherwise now known or herein after developed without the previous express consent by the copyright owner, except for reproduction in daily press and regular printed publications on sale to the public within 60 days of the event related to those data/results and always provided that copyright symbol appears together as follows below.
© DORNA, 2023

Race

Moto2

Lap	Lap Time	T1	T2	T3	T4	Speed	Lap	Lap Time	T1	T2	T3	T4	Speed	
9	1'54.833	27.079	23.981	37.143	26.630	284.9	23rd 75 Albert ARENAS Red Bull KTM Ajo SPA Runs=1 Total laps=17 Full laps=16 Valid laps=15	1	2'01.166	34.406	23.897	36.561	26.302	226.8
10	1'54.765	27.327	23.993	36.890	26.555	287.2		2	1'52.969	26.792	23.509	36.452	26.216	291.8
11	1'54.733	27.223	24.017	37.039	26.454	288.7		3	1'52.780	26.609	23.459	36.422	26.290	288.0
12	1'54.552	27.001	23.903	37.048	26.600	288.0		4	1'53.162	26.958	23.551	36.423	26.230	287.2
13	1'54.610	27.133	23.887	37.059	26.531	285.7		5	1'53.145	26.708	23.569	36.615	26.253	293.4
14	1'54.539	27.035	23.936	36.986	26.582	286.4		6	1'52.958	26.623	23.541	36.557	26.237	291.8
15	1'55.255	27.214	24.096	37.394	26.551	284.9		7	1'53.234	26.718	23.608	36.669	26.239	292.6
16	1'55.043	26.946	24.000	37.381	26.716	287.2		8	1'53.183	26.667	23.844	36.442	26.230	289.5
17	1'55.363	27.149	24.122	37.314	26.778	284.9		9	1'53.475	26.745	23.697	36.760	26.273	288.7
18	1'55.241	27.224	24.092	37.201	26.724	284.9		10	1'53.411	26.774	23.626	36.703	26.308	288.0
19	1'55.668	27.541	24.354	37.070	26.703	275.5		11	1'53.735	26.975	23.749	36.733	26.278	290.3
21st 23 Taiga HADA Pertamina Mandalika JPN Runs=1 Total laps=19 Full laps=18 Valid laps=18								12	1'53.415	26.809	23.656	36.640	26.310	291.8
1	2'03.036	35.068	24.259	37.225	26.484	230.7		13	1'53.874	26.778	23.821	36.943	26.332	290.3
2	1'54.378	26.788	23.885	36.680	27.025	291.1		14	1'53.635	26.838	23.716	36.800	26.281	288.7
3	1'53.976	27.230	23.771	36.736	26.239	279.7		15	6'00.018 *	4'28.966	25.248	38.781	27.023*	288.7
4	1'53.918	27.059	23.769	36.729	26.361	286.4		16	1'56.618	27.913	24.141	37.773	26.791	279.7
5	1'54.224	27.072	23.902	36.903	26.347	282.7		17	1'55.112	27.231	23.955	37.185	26.741	279.0
6	1'54.231	27.152	23.887	36.868	26.324	284.2		24th 84 Zonta VD GOORBE Fieten Olie Racing GP NED Runs=1 Total laps=9 Full laps=8 Valid laps=8						
7	1'54.304	27.055	23.901	36.947	26.401	284.2		1	2'01.759	34.658	24.319	36.433	26.349	228.3
8	1'54.657	27.111	24.048	37.062	26.436	285.7	2	1'53.024	26.905	23.597	36.168	26.354	289.5	
9	1'54.810	27.250	24.025	37.092	26.443	285.7	3	1'53.006	26.787	23.625	36.322	26.272	288.0	
10	1'54.760	27.248	24.003	37.089	26.420	287.2	4	1'53.071	26.704	23.554	36.493	26.320	288.0	
11	1'54.846	27.178	24.077	37.155	26.436	285.7	5	1'53.070	26.752	23.623	36.421	26.274	288.7	
12	1'54.945	27.111	24.081	37.241	26.512	285.7	6	1'52.956	26.582	23.611	36.421	26.342	290.3	
13	1'55.125	27.329	24.085	37.287	26.424	282.7	7	1'53.326	26.753	23.589	36.568	26.416	289.5	
14	1'55.425	27.355	24.059	37.443	26.568	282.7	8	1'53.543	26.754	23.806	36.630	26.353	288.0	
15	1'56.305	27.450	24.335	37.761	26.759	281.9	9	1'53.739	26.739	23.693	36.564	26.743	287.2	
16	1'56.650	27.646	24.279	37.863	26.862	280.5	unfinished	26.802	23.734				285.7	
17	1'56.999	27.480	24.576	37.966	26.977	277.6	25th 3 Lukas TULOVIC Liqui Moly Husqvarna GER Runs=1 Total laps=7 Full laps=6 Valid laps=6							
18	1'57.308	27.705	24.506	38.138	26.959	279.0	1	2'03.482	35.617	24.511	37.130	26.224	233.2	
19	1'57.828	27.891	24.581	38.230	27.126	275.5	2	1'53.620	26.827	23.567	36.638	26.588	289.5	
22nd 27 Kasma DANIEL Correos Prepago Yam MAL Runs=1 Total laps=19 Full laps=18 Valid laps=17							3	1'52.620	26.669	23.469	36.301	26.181	282.7	
1	2'05.023	35.901	24.766	37.543	26.813	227.8	4	1'53.224	26.959	23.441	36.407	26.417	284.2	
2	1'55.985	27.362	24.217	37.457	26.949	281.9	5	1'52.927	26.702	23.439	36.612	26.174	285.7	
3	1'56.308 *	27.530	24.105	37.851*	26.822	279.7	6	1'53.079	26.809	23.549	36.436	26.285	285.7	
4	1'57.161	27.476	24.317	37.515	27.853	279.7	7	1'53.022	26.785	23.593	36.441	26.203	284.2	
5	1'56.472	27.593	24.282	37.632	26.965	277.6	26th 22 Sam LOWES Elf Marc VDS Racing GBR Runs=1 Total laps=0 Full laps=0 Valid laps=0							
6	1'56.487	27.485	24.144	37.982	26.876	279.0	unfinished	32.620	23.430				220.4	
7	1'56.374	27.421	24.120	37.913	26.920	278.3	30th 24 Marcos RAMIREZ Forward Team SPA Runs=1 Total laps=0 Full laps=0 Valid laps=0							
8	1'56.858	27.744	24.173	37.920	27.021	277.6	unfinished	35.564	24.627				233.7	
9	1'56.737	27.940	24.296	37.588	26.913	276.9								
10	1'56.763	27.533	24.211	37.812	27.207	279.0								
11	1'57.349	27.731	24.495	38.069	27.054	279.7								
12	1'57.061	27.591	24.606	37.830	27.034	279.7								
13	1'56.834	27.540	24.303	37.936	27.055	279.0								
14	1'57.167	27.663	24.470	37.934	27.100	279.7								
15	1'57.895	27.964	24.635	38.185	27.111	278.3								
16	1'58.044	27.821	24.263	38.219	27.741	278.3								
17	1'56.554	27.545	24.235	37.881	26.893	279.0								
18	1'57.308	27.691	24.603	37.900	27.114	276.2								
19	1'57.791	27.971	24.569	38.025	27.226	276.9								

Fastest Lap: Pedro ACOSTA Red Bull KTM Ajo SPA **1'51.345** 26.351 23.160 35.946 25.888

These data/results cannot be reproduced, stored and/or transmitted in whole or in part by any manner of electronic, mechanical, photocopying, recording, broadcasting or otherwise now known or herein after developed without the previous express consent by the copyright owner, except for reproduction in daily press and regular printed publications on sale to the public within 60 days of the event related to those data/results and always provided that copyright symbol appears together as follows below.
© DORNA, 2023

Num	Lap Time	Gap			
13	1'53.125	11.898	40	1'53.114	8.008
11	1'54.404	12.029	96	1'53.076	9.458
34	1'53.438	12.671	12	1'53.653	9.758
35	1'53.168	14.009	21	1'52.648	11.440
16	1'53.364	16.299	13	1'52.359	11.842
79	1'53.193	16.440	18	1'53.253	13.516
7	1'53.215	16.546	34	1'53.674	15.201
71	1'52.974	17.163	11	1'54.022	15.215
75	1'53.415	17.901	35	1'53.253	15.620
64	1'53.566	19.607	16	1'53.867	20.024
28	1'53.692	19.845	79	1'54.050	20.400
72	1'53.760	20.979	7	1'54.017	20.466
19	1'54.552	32.585	71	1'53.905	20.694
4	1'54.667	32.704	64	1'53.251	21.710
23	1'54.945	33.353	28	1'54.633	24.460
27	1'57.061	59.846	72	1'54.193	25.548
Lap 13			4	1'55.104	39.464
37	1'52.451		19	1'55.255	39.485
14	1'52.835	3.574	23	1'56.305	42.704
40	1'52.553	6.904	27	1'57.895	1'14.238
12	1'53.393	7.175	75	6'00.018	4'27.924
96	1'52.756	8.624	Lap 16		
21	1'52.379	11.159	37	1'52.554	
13	1'52.601	12.048	14	1'52.902	4.354
18	1'53.537	12.285	40	1'53.393	8.847
11	1'53.270	12.848	96	1'52.890	9.794
34	1'53.160	13.380	12	1'53.613	10.817
35	1'52.823	14.381	13	1'52.449	11.737
79	1'53.451	17.440	21	1'52.865	11.751
16	1'53.751	17.599	18	1'53.501	14.463
7	1'53.690	17.785	11	1'53.879	16.540
71	1'53.376	18.088	34	1'54.064	16.711
75	1'53.874	19.324	35	1'53.738	16.804
64	1'53.184	20.340	16	1'53.618	21.088
28	1'53.768	21.162	79	1'53.821	21.667
72	1'54.002	22.530	7	1'53.851	21.763
19	1'54.610	34.744	71	1'53.820	21.960
4	1'54.618	34.871	64	1'53.518	22.674
23	1'55.125	36.027	28	1'54.048	25.954
27	1'56.834	1'04.229	72	1'54.015	27.009
Lap 14			19	1'55.043	41.974
37	1'52.605		4	1'55.153	42.063
14	1'52.624	3.593	23	1'56.650	46.800
40	1'53.043	7.342	27	1'58.044	1'19.728
12	1'53.983	8.553	75	1'56.618	4'31.988
96	1'52.811	8.830	Lap 17		
21	1'52.686	11.240	37	1'52.806	
13	1'52.488	11.931	14	1'53.150	4.698
18	1'53.031	12.711	40	1'53.254	9.295
11	1'53.398	13.641	96	1'52.869	9.857
34	1'53.200	13.975	13	1'52.580	11.511
35	1'53.039	14.815	12	1'53.839	11.850
16	1'53.611	18.605	21	1'52.987	11.932
79	1'53.963	18.798	18	1'53.719	15.376
7	1'53.717	18.897	35	1'53.585	17.583
71	1'53.754	19.237	11	1'53.954	17.688
75	1'53.635	20.354	34	1'54.466	18.371
64	1'53.172	20.907	16	1'54.094	22.376
28	1'53.718	22.275	79	1'53.797	22.658
72	1'53.878	23.803	7	1'53.766	22.723
19	1'54.539	36.678	71	1'53.807	22.961
4	1'54.542	36.808	64	1'53.392	23.260
23	1'55.425	38.847	28	1'54.153	27.301
27	1'57.167	1'08.791	72	1'53.736	27.939
Lap 15			19	1'55.363	44.531
37	1'52.448		4	1'55.369	44.626
14	1'52.861	4.006	23	1'56.999	50.993
			27	1'56.554	1'23.476
			75	1'55.112	4'34.294
Lap 18					
37	1'52.913				
14	1'53.550	5.335			
40	1'53.291	9.673			
96	1'52.764	9.708			
13	1'52.481	11.079			
21	1'52.843	11.862			
12	1'53.970	12.907			
18	1'53.715	16.178			
35	1'53.390	18.060			
11	1'53.389	18.164			
34	1'53.980	19.438			
16	1'53.605	23.068			
79	1'53.755	23.500			
71	1'53.489	23.537			
64	1'53.671	24.018			
7	1'54.497	24.307			
28	1'54.094	28.482			
72	1'53.756	28.782			
4	1'55.141	46.854			
19	1'55.241	46.859			
23	1'57.308	55.388			
27	1'57.308	1'27.871			
Lap 19					
37	1'53.819				
14	1'54.678	6.194			
96	1'52.693	8.582			
40	1'52.993	8.847			
13	1'52.274	9.534			
21	1'52.809	10.852			
12	1'54.906	13.994			
18	1'53.812	16.171			
35	1'53.767	18.008			
11	1'53.676	18.021			
34	1'54.746	20.365			
16	1'53.646	22.895			
71	1'53.425	23.143			
64	1'53.652	23.851			
79	1'54.626	24.307			
7	1'54.558	25.046			
72	1'53.638	28.601			
28	1'54.979	29.642			
4	1'55.447	48.482			
19	1'55.668	48.708			
23	1'57.828	59.397			
27	1'57.791	1'31.843			

Lapped rider

These data/results cannot be reproduced, stored and/or transmitted in whole or in part by any manner of electronic, mechanical, photocopying, recording, broadcasting or otherwise now known or herein after developed without the previous express consent by the copyright owner, except for reproduction in daily press and regular printed publications on sale to the public within 60 days of the event related to those data/results and always provided that copyright symbol appears together as follows below.

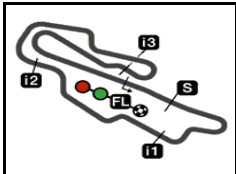
© DORNA, 2023

Official MotoGP Timing by TISSOT
www.motogp.com

Mugello, Sunday, June 11, 2023

Page 2 of 2





GRAN PREMIO D'ITALIA OAKLEY

Moto2™

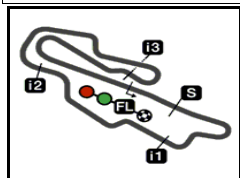
36

2023 Rookie of the Year Classification

Rider	Nation	Points	Leader	Previous	POR	ARG	AME	SPA	FRA	ITA	GER	NED	GBR	AUT	CAT	RSM	IND	JPN	INA	AUS	THA	MAL	QAT	VAL
1 GARCIA Sergio	SPA	29			1	11	-	5	6	6														
2 BINDER Darryn	RSA	10	19	19	-	10	-	-	-	-														
3 FOGGIA Dennis	ITA	7	22	3	-	-	2	-	2	3														

These data/results cannot be reproduced, stored and/or transmitted in whole or in part by any manner of electronic, mechanical, photocopying, recording, broadcasting or otherwise now known or herein after developed without the previous express consent by the copyright owner, except for reproduction in daily press and regular printed publications on sale to the public within 60 days of the event related to those data/results and always provided that copyright symbol appears together as follows below.
© DORNA, 2023





5245 m.

2023 Riders Performance

(Qualifying Position - Starting Position - Race Position)

37

Rider	Points	POR	ARG	AME	SPA	FRA	ITA	GER	NED	GBR	AUT	CAT	RSM	IND	JPN	INA	AUS	THA	MAL	QAT	VAL	
1 ARBOLINO Tony	119	8	8	8	10	3	10															
		8-3	8-1	8-2	10-4	3-1	10-2	-	-	-	-	-	-	-	-	-	-	-	-	-	-	-
2 ACOSTA Pedro	99	3	5	2	2	5	2															
		3-1	5-12	2-1	2-2	5-NC	2-1	-	-	-	-	-	-	-	-	-	-	-	-	-	-	-
3 LOPEZ Alonso	71	14	1	5	4	2	9															
		14-NC	1-2	5-7	4-3	2-3	9-6	-	-	-	-	-	-	-	-	-	-	-	-	-	-	-
4 SALAC Filip	69	1	13	3	13	4	5															
		1-4	13-7	3-5	13-9	4-2	5-7	-	-	-	-	-	-	-	-	-	-	-	-	-	-	-
5 CANET Aron	65	2	2	7	12	13	1															
		2-2	2-4	7-8	12-5	-NS	1-4	-	-	-	-	-	-	-	-	-	-	-	-	-	-	-
6 DIXON Jake	63	12	4	6	3	8	6															
		12-6	4-3	-NS	3-6	8-5	6-3	-	-	-	-	-	-	-	-	-	-	-	-	-	-	-
7 CHANTRA Somkiat	46	13	3	15	11	7	17															
		13-9	3-8	15-11	11-7	7-6	17-9	-	-	-	-	-	-	-	-	-	-	-	-	-	-	-
8 LOWES Sam	44	9	14	18	1	1	3															
		9-7	14-10	18-13	1-1	30-15	3-NL	-	-	-	-	-	-	-	-	-	-	-	-	-	-	-
9 VIETTI Celestino	39	4	6	1	7	6	7															
		4-11	6-13	1-9	7-NC	6-4	7-5	-	-	-	-	-	-	-	-	-	-	-	-	-	-	-
10 GONZALEZ Manuel	34	5	7	9	16	9	11															
		5-5	7-11	9-10	16-12	-NS	11-8	-	-	-	-	-	-	-	-	-	-	-	-	-	-	-
11 GARCIA Sergio	29	17	28	20	18	18	16															
		17-15	28-5	20-NC	18-11	18-10	16-10	-	-	-	-	-	-	-	-	-	-	-	-	-	-	-
12 ALDEGUER Fermín	28	16	16	11	14	11	8															
		16-13	16-15	11-6	14-10	11-8	8-NL	-	-	-	-	-	-	-	-	-	-	-	-	-	-	-
13 ARENAS Albert	27	7	10	13	9	12	15															
		7-8	10-9	13-12	9-8	-NS	15-23	-	-	-	-	-	-	-	-	-	-	-	-	-	-	-

NC=Not classified NL=Not finished first lap NP=Not started race re-start N2=Not finished first lap race re-start EX=Excluded NS=Not Started DS=Disqualified

These data/results cannot be reproduced, stored and/or transmitted in whole or in part by any manner of electronic, mechanical, photocopying, recording, broadcasting or otherwise now known or herein after developed without the previous express consent by the copyright owner, except for reproduction in daily press and regular printed publications on sale to the public within 60 days of the event related to those data/results and always provided that copyright symbol appears together as follows below.
© DORNA, 2023

Official MotoGP Timing by **TISSOT**
www.motogp.com



	Rider	Points	POR	ARG	AME	SPA	FRA	ITA	GER	NED	GBR	AUT	CAT	RSM	IND	JPN	INA	AUS	THA	MAL	QAT	VAL	
14	ALCOBA Jeremy	22	6	15	10	19	20	12															
			6-10	15-17	10-4	19-16	20-13	12-NL	-	-	-	-	-	-	-	-	-	-	-	-	-	-	-
15	BENDSNEYDER Bo	18	10	17	4	15	14	20															
			10-NC	17-22	4-3	30-17	14-18	20-14	-	-	-	-	-	-	-	-	-	-	-	-	-	-	-
16	BALTUS Barry	16	15	12	12	6	10	19															
			15-12	12-19	12-NC	6-13	10-7	19-16	-	-	-	-	-	-	-	-	-	-	-	-	-	-	-
17	ROBERTS Joe	14	19	9	16	8	17	4															
			19-14	9-14	16-16	8-14	17-12	4-12	-	-	-	-	-	-	-	-	-	-	-	-	-	-	-
18	BINDER Darryn	10	11	11				13															
			11-16	11-6	-	-	-	13-NL	-	-	-	-	-	-	-	-	-	-	-	-	-	-	-
19	OGURA Ai	9		21	17	5	16	14															
			-	-NS	17-15	5-NC	16-9	14-15	-	-	-	-	-	-	-	-	-	-	-	-	-	-	-
20	FOGGIA Dennis	7	23	22	14	24	23	21															
			23-18	22-25	14-14	24-18	23-14	21-13	-	-	-	-	-	-	-	-	-	-	-	-	-	-	-
21	TULOVIC Lukas	6			23	20	15	26															
			-	-	23-NC	20-15	15-11	26-NC	-	-	-	-	-	-	-	-	-	-	-	-	-	-	-
22	PASINI Mattia	5						18															
			-	-	-	-	-	18-11	-	-	-	-	-	-	-	-	-	-	-	-	-	-	-
23	KELLY Sean Dylan	0	24	18	22	21	19	23															
			24-20	18-NC	22-18	21-NC	19-16	23-19	-	-	-	-	-	-	-	-	-	-	-	-	-	-	-
24	TORRES Jordi	0	26	23																			
			26-23	23-16	-	-	-	-	-	-	-	-	-	-	-	-	-	-	-	-	-	-	-
25	GOMEZ Borja	0	20	29	26	22	27	25															
			20-17	29-21	26-20	22-19	31-23	25-17	-	-	-	-	-	-	-	-	-	-	-	-	-	-	-
26	VD GOORBERGH Zonta	0	18	20	21	17	22	22															
			18-NC	20-18	21-17	17-23	22-20	22-NC	-	-	-	-	-	-	-	-	-	-	-	-	-	-	-
27	RAMIREZ Marcos	0	22	19	25	23	21	27															
			22-21	19-24	25-NC	23-20	21-17	27-NL	-	-	-	-	-	-	-	-	-	-	-	-	-	-	-
28	GUEVARA Izan	0			27	26	28	24															
			-	-	27-21	26-22	28-22	24-18	-	-	-	-	-	-	-	-	-	-	-	-	-	-	-
29	DALLA PORTA Lorenzo	0	21	24	19	25	25	29															
			21-19	24-23	19-NC	31-25	25-21	29-20	-	-	-	-	-	-	-	-	-	-	-	-	-	-	-

NC=Not classified NL=Not finished first lap NP=Not started race re-start N2=Not finished first lap race re-start EX=Excluded NS=Not Started DS=Disqualified

These data/results cannot be reproduced, stored and/or transmitted in whole or in part by any manner of electronic, mechanical, photocopying, recording, broadcasting or otherwise now known or herein after developed without the previous express consent by the copyright owner, except for reproduction in daily press and regular printed publications on sale to the public within 60 days of the event related to those data/results and always provided that copyright symbol appears together as follows below.
© DORNA, 2023

Official MotoGP Timing by TISSOT
www.motogp.com



Rider	Points	POR	ARG	AME	SPA	FRA	ITA	GER	NED	GBR	AUT	CAT	RSM	IND	JPN	INA	AUS	THA	MAL	QAT	VAL	
30 AGIUS Senna	0				28	24																
		-	-	-	28-21	24-19	-	-	-	-	-	-	-	-	-	-	-	-	-	-	-	-
31 SKINNER Rory	0	25	25	24	27	26																
		25-22	25-NC	24-19	27-24	26-NC	-	-	-	-	-	-	-	-	-	-	-	-	-	-	-	-
32 MINAMIMOTO Soichiro	0		27	29	29																	
		-	27-20	29-23	29-26	-	-	-	-	-	-	-	-	-	-	-	-	-	-	-	-	-
33 HADA Taiga	0						28															
		-	-	-	-	-	28-21	-	-	-	-	-	-	-	-	-	-	-	-	-	-	-
34 DANIEL Kasma	0						30															
		-	-	-	-	-	30-22	-	-	-	-	-	-	-	-	-	-	-	-	-	-	-
35 SANCHIS David	0	27	26	28																		
		27-NC	26-NC	28-22	-	-	-	-	-	-	-	-	-	-	-	-	-	-	-	-	-	-

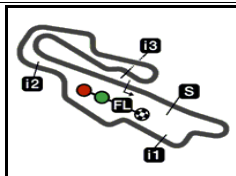
NC=Not classified NL=Not finished first lap NP=Not started race re-start N2=Not finished first lap race re-start EX=Excluded NS=Not Started DS=Disqualified

These data/results cannot be reproduced, stored and/or transmitted in whole or in part by any manner of electronic, mechanical, photocopying, recording, broadcasting or otherwise now known or herein after developed without the previous express consent by the copyright owner, except for reproduction in daily press and regular printed publications on sale to the public within 60 days of the event related to those data/results and always provided that copyright symbol appears together as follows below.
© DORNA, 2023

Official MotoGP Timing by **TISSOT**
www.motogp.com

Mugello, Sunday, June 11, 2023





5245 m.

GRAN PREMIO D'ITALIA OAKLEY
Official Starting Grid

Race : 19 laps = 99.655 km



1	3 1'50.958 22 Sam LOWES Kalex	2 1'50.955 37 Pedro ACOSTA Kalex	1 1'50.796 40 Aron CANET Kalex
2	6 1'51.038 96 Jake DIXON Kalex	5 1'51.026 12 Filip SALAC Kalex	4 1'51.008 16 Joe ROBERTS Kalex
3	9 1'51.145 21 Alonso LOPEZ Boscoscuro	8 1'51.129 54 Fermín ALDEGUER Boscoscuro	7 1'51.097 13 Celestino VIETTI Kalex
4	12 1'51.519 52 Jeremy ALCOBA Kalex	11 1'51.325 18 Manuel GONZALEZ Kalex	10 1'51.245 14 Tony ARBOLINO Kalex
5	15 1'51.737 75 Albert ARENAS Kalex	14 1'51.696 79 Ai OGURA Kalex	13 1'51.582 15 Darryn BINDER Kalex
6	18 1'52.237 34 Mattia PASINI Kalex	17 1'51.824 35 Somkiat CHANTRA Kalex	16 1'51.748 11 Sergio GARCIA Kalex
7	21 1'51.979 71 Dennis FOGGIA Kalex	20 1'51.975 64 Bo BENDSNEYDER Kalex	19 1'51.741 7 Barry BALTUS Kalex
8	24 1'52.280 28 Izan GUEVARA Kalex	23 1'52.202 4 Sean Dylan KELLY Kalex	22 1'51.983 84 Zonta VD GOORBERGH Kalex

The results are provisional until the end of the limit for protest and appeals and until the ratification of the Event Management Committee.

Time limit for protest expires 60' at the latest after publication of the results - Time:

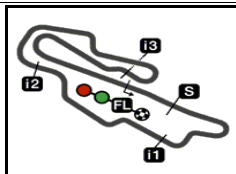
These data/results cannot be reproduced, stored and/or transmitted in whole or in part by any manner of electronic, mechanical, photocopying, recording, broadcasting or otherwise now known or herein after developed without the previous express consent by the copyright owner, except for reproduction in daily press and regular printed publications on sale to the public within 60 days of the event related to those data/results and always provided that copyright symbol appears together as follows below.

© DORNA, 2023

Official MotoGP Timing by **TISSOT**
www.motogp.com

Mugello, Sunday, June 11, 2023





5245 m.

GRAN PREMIO D'ITALIA OAKLEY
Official Starting Grid

Race : 19 laps = 99.655 km

9
10

	27 1'52.722 24 Marcos RAMIREZ Forward	26 1'52.356 3 Lukas TULOVIC Kalex	25 1'52.334 72 Borja GOMEZ Kalex
	30 1'54.277 27 Kasma DANIEL Kalex	29 1'53.489 19 Lorenzo DALLA PORTA Forward	28 1'53.172 23 Taiga HADA Kalex

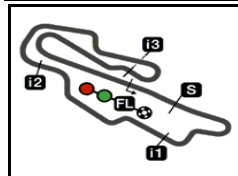
The results are provisional until the end of the limit for protest and appeals and until the ratification of the Event Management Committee.

Time limit for protest expires 60' at the latest after publication of the results - Time:

These data/results cannot be reproduced, stored and/or transmitted in whole or in part by any manner of electronic, mechanical, photocopying, recording, broadcasting or otherwise now known or herein after developed without the previous express consent by the copyright owner, except for reproduction in daily press and regular printed publications on sale to the public within 60 days of the event related to those data/results and always provided that copyright symbol appears together as follows below.

© DORNA, 2023





5245 m.

GRAN PREMIO D'ITALIA OAKLEY

Race

Top Speed & Average



Rider	Nation	Motorcycle	Top 5 speeds					Average	Top
13 Celestino VIETTI	ITA	KALEX	300.8	295.0	293.4	293.4	293.4	295.2	300.8
35 Somkiat CHANTRA	THA	KALEX	298.3	294.2	293.4	291.8	291.1	292.8	298.3
7 Barry BALTUS	BEL	KALEX	296.7	295.8	294.2	294.2	294.2	295.0	296.7
34 Mattia PASINI	ITA	KALEX	296.7	295.0	294.2	294.2	293.4	294.5	296.7
71 Dennis FOGGIA	ITA	KALEX	295.8	295.0	295.0	294.2	293.4	294.7	295.8
72 Borja GOMEZ	SPA	KALEX	295.8	292.6	290.3	289.5	289.5	291.0	295.8
14 Tony ARBOLINO	ITA	KALEX	295.0	289.5	288.7	288.7	288.7	290.1	295.0
4 Sean Dylan KELLY	USA	KALEX	294.2	290.3	290.3	289.5	289.5	290.6	294.2
11 Sergio GARCIA	SPA	KALEX	293.4	293.4	291.8	291.1	290.3	292.0	293.4
16 Joe ROBERTS	USA	KALEX	293.4	292.6	289.5	288.7	288.0	290.4	293.4
21 Alonso LOPEZ	SPA	BOSCOSCURO	293.4	292.6	291.8	291.1	291.1	292.0	293.4
75 Albert ARENAS	SPA	KALEX	293.4	292.6	291.8	291.8	291.8	292.3	293.4
79 Ai OGURA	JPN	KALEX	293.4	292.6	292.6	292.6	291.1	292.1	293.4
12 Filip SALAC	CZE	KALEX	292.6	289.5	289.5	288.7	288.0	289.4	292.6
28 Izan GUEVARA	SPA	KALEX	292.6	291.1	291.1	290.3	289.5	290.9	292.6
96 Jake DIXON	GBR	KALEX	292.6	291.1	290.3	290.3	289.5	290.6	292.6
18 Manuel GONZALEZ	SPA	KALEX	291.8	291.1	288.7	288.7	288.0	289.0	291.8
19 Lorenzo DALLA PORTA	ITA	FORWARD	291.1	290.3	289.5	288.7	288.0	289.1	291.1
23 Taiga HADA	JPN	KALEX	291.1	287.2	286.4	285.7	285.7	286.8	291.1
37 Pedro ACOSTA	SPA	KALEX	290.3	290.3	290.3	290.3	289.5	290.0	290.3
84 Zonta VD GOORBERGH	NED	KALEX	290.3	289.5	289.5	288.7	288.0	288.9	290.3
3 Lukas TULOVIC	GER	KALEX	289.5	285.7	285.7	284.2	284.2	285.9	289.5
64 Bo BENDSNEYDER	NED	KALEX	289.5	287.2	286.4	285.7	284.2	285.9	289.5
40 Aron CANET	SPA	KALEX	287.2	286.4	286.4	285.7	285.7	286.2	287.2
27 Kasma DANIEL	MAL	KALEX	281.9	279.7	279.7	279.7	279.7	280.1	281.9
24 Marcos RAMIREZ	SPA	FORWARD	233.7					233.7	233.7
52 Jeremy ALCOBA	SPA	KALEX							225.0
15 Darryn BINDER	RSA	KALEX							224.5
54 Fermín ALDEGUER	SPA	BOSCOSCURO							223.6
22 Sam LOWES	GBR	KALEX	220.4					220.4	220.4

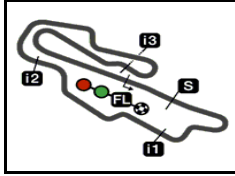
These data/results cannot be reproduced, stored and/or transmitted in whole or in part by any manner of electronic, mechanical, photocopying, recording, broadcasting or otherwise now known or herein after developed without the previous express consent by the copyright owner, except for reproduction in daily press and regular printed publications on sale to the public within 60 days of the event related to those data/results and always provided that copyright symbol appears together as follows below.

© DORNA, 2023

Official MotoGP Timing by TISSOT
www.motogp.com



Mugello, Sunday, June 11, 2023




5245 m.

GRAN PREMIO D'ITALIA OAKLEY

Race

Fastest Laps Sequence

Lap	Race Time	 Rider	Nation	Motorcycle	Time	Km/h	Riders's Lap
2	3'49.167	37 Pedro ACOSTA	SPA	KALEX	1'51.433	169.4	2
2	3'49.279	21 Alonso LOPEZ	SPA	BOSCOSCURO	1'51.369	169.5	2
3	5'40.512	37 Pedro ACOSTA	SPA	KALEX	1'51.345	169.5	3

These data/results cannot be reproduced, stored and/or transmitted in whole or in part by any manner of electronic, mechanical, photocopying, recording, broadcasting or otherwise now known or herein after developed without the previous express consent by the copyright owner, except for reproduction in daily press and regular printed publications on sale to the public within 60 days of the event related to those data/results and always provided that copyright symbol appears together as follows below.

© DORNA, 2023

Official MotoGP Timing by TISSOT
www.motogp.com

Mugello, Sunday, June 11, 2023

