


5245 m.

GRAN PREMIO D'ITALIA OAKLEY

Practice Nr. 3

Classification

10

		Rider	Nation	Team	Motorcycle	Time	Lap	Total	Gap	Top Speed
1	53	Deniz ÖNCÜ	TUR	Red Bull KTM Ajo	KTM	1'56.175	7	8		238.9
2	10	Diogo MOREIRA	BRA	MT Helmets - MSI	KTM	1'56.542	10	10	0.367 0.367	242.1
3	96	Daniel HOLGADO	SPA	Red Bull KTM Tech3	KTM	1'56.691	11	11	0.516 0.149	241.6
4	71	Ayumu SASAKI	JPN	Liqui Moly Husqvarna Intact GP	HUSQVARNA	1'56.708	8	9	0.533 0.017	245.4
5	18	Matteo BERTELLE	ITA	Rivacold Snipers Team	HONDA	1'56.817	10	11	0.642 0.109	240.5
6	54	Riccardo ROSSI	ITA	SIC58 Squadra Corse	HONDA	1'56.858	11	12	0.683 0.041	241.6
7	5	Jaume MASIA	SPA	Leopard Racing	HONDA	1'56.870	9	9	0.695 0.012	243.2
8	80	David ALONSO	COL	Valresa GASGAS Aspar M3	GASGAS	1'56.888	11	11	0.713 0.018	237.3
9	43	Xavier ARTIGAS	SPA	CFMOTO Racing PruestelGP	CFMOTO	1'56.928	10	10	0.753 0.040	242.6
10	24	Tatsuki SUZUKI	JPN	Leopard Racing	HONDA	1'57.041	9	9	0.866 0.113	244.3
11	27	Kaito TOBA	JPN	SIC58 Squadra Corse	HONDA	1'57.043	12	12	0.868 0.002	244.8
12	16	Andrea MIGNO	ITA	CIP Green Power	KTM	1'57.149	12	12	0.974 0.106	242.1
13	21	Vicente PEREZ	SPA	BOE Motorsports	KTM	1'57.258	7	9	1.083 0.109	241.6
14	7	Filippo FARIOLI	ITA	Red Bull KTM Tech3	KTM	1'57.307	12	12	1.132 0.049	240.5
15	72	Taiyo FURUSATO	JPN	Honda Team Asia	HONDA	1'57.339	10	11	1.164 0.032	238.9
16	6	Ryusei YAMANAKA	JPN	Valresa GASGAS Aspar M3	GASGAS	1'57.391	11	11	1.216 0.052	242.1
17	99	José Antonio RUEDA	SPA	Red Bull KTM Ajo	KTM	1'57.562	10	11	1.387 0.171	240.0
18	48	Ivan ORTOLÁ	SPA	Angeluss MTA Team	KTM	1'57.791	8	9	1.616 0.229	235.2
19	38	David SALVADOR	SPA	CIP Green Power	KTM	1'57.861	12	12	1.686 0.070	244.8
20	82	Stefano NEPA	ITA	Angeluss MTA Team	KTM	1'57.903	8	9	1.728 0.042	241.0
21	55	Romano FENATI	ITA	Rivacold Snipers Team	HONDA	1'57.984	11	11	1.809 0.081	232.7
22	64	Mario AJI	INA	Honda Team Asia	HONDA	1'58.323	6	11	2.148 0.339	236.8
23	19	Scott OGDEN	GBR	VisionTrack Racing Team	HONDA	1'59.057	6	11	2.882 0.734	237.3
24	70	Joshua WHATLEY	GBR	VisionTrack Racing Team	HONDA	1'59.178	5	11	3.003 0.121	238.9
25	95	Collin VEIJER	NED	Liqui Moly Husqvarna Intact GP	HUSQVARNA	1'59.598	8	12	3.423 0.420	239.4
26	66	Joel KELSO	AUS	CFMOTO Racing PruestelGP	CFMOTO	1'59.723	4	9	3.548 0.125	243.7
27	58	Luca LUNETTA	ITA	MT Helmets - MSI	KTM	1'59.817	4	11	3.642 0.094	241.0
28	22	Ana CARRASCO	SPA	BOE Motorsports	KTM	2'00.323	5	11	4.148 0.506	238.4

Practice condition: Dry

Air: 20°

Humidity: 63%

Ground: 22°

Fastest Lap:	Lap: 7	Deniz ÖNCÜ	1'56.175	162.5 Km/h
Best Race Lap:	2018	Fabio DI GIANNANTONIO	1'56.628	161.8 Km/h
All Time Lap Record:	2021	Tatsuki SUZUKI	1'56.001	162.7 Km/h

The results are provisional until the end of the limit for protest and appeals.

Time limit for protest expires 30' after publication of the results - Time:

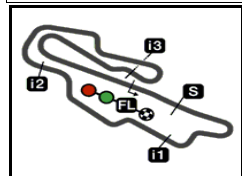
These data/results cannot be reproduced, stored and/or transmitted in whole or in part by any manner of electronic, mechanical, photocopying, recording, broadcasting or otherwise now known or herein after developed without the previous express consent by the copyright owner, except for reproduction in daily press and regular printed publications on sale to the public within 60 days of the event related to those data/results and always provided that copyright symbol appears together as follows below.

© DORNA, 2023

Official MotoGP Timing by TISSOT
www.motogp.com

Mugello, Saturday, June 10, 2023






5245 m.

GRAN PREMIO D'ITALIA OAKLEY

Practice Nr. 3

Combined Practice Times

11

	Rider	Nation	Team	MOTORCYCLE	P1	P2	P3	Gap				
1	53 D.ÖNCÜ	TUR	Red Bull KTM Ajo	KTM	1'56.947	14	1'56.485	12	1'56.175	7		
2	10 D.MOREIRA	BRA	MT Helmets - MSI	KTM	1'58.013	14	1'57.958	11	1'56.542	10	0.367	0.367
3	96 D.HOLGADO	SPA	Red Bull KTM Tech3	KTM	1'57.869	10	1'57.963	3	1'56.691	11	0.516	0.149
4	71 A.SASAKI	JPN	Liqui Moly Husqvarna Intact GP HUSQVARNA	HUSQVARNA	1'57.481	13	1'56.974	9	1'56.708	8	0.533	0.017
5	18 M.BERTELLE	ITA	Rivacold Snipers Team	HONDA	1'58.594	14	1'58.152	7	1'56.817	10	0.642	0.109
6	54 R.ROSSI	ITA	SIC58 Squadra Corse	HONDA	1'57.844	13	1'58.482	6	1'56.858	11	0.683	0.041
7	5 J.MASIA	SPA	Leopard Racing	HONDA	1'58.822	13	1'57.054	14	1'56.870	9	0.695	0.012
8	80 D.ALONSO	COL	Valresa GASGAS Aspar M3	GASGAS	1'57.941	13	1'58.338	4	1'56.888	11	0.713	0.018
9	43 X.ARTIGAS	SPA	CFMOTO Racing PruestelGP	CFMOTO	1'58.129	14	1'58.000	6	1'56.928	10	0.753	0.040
10	24 T.SUZUKI	JPN	Leopard Racing	HONDA	1'57.693	14	1'58.117	2	1'57.041	9	0.866	0.113
11	27 K.TOBA	JPN	SIC58 Squadra Corse	HONDA	1'58.028	11	1'58.066	14	1'57.043	12	0.868	0.002
12	48 I.ORTOLÁ	SPA	Angeluss MTA Team	KTM	1'59.779	5	1'57.138	11	1'57.791	8	0.963	0.095
13	16 A.MIGNO	ITA	CIP Green Power	KTM	1'58.227	13	1'57.938	14	1'57.149	12	0.974	0.011
14	19 S.OGDEN	GBR	VisionTrack Racing Team	HONDA	1'57.956	13	1'57.221	10	1'59.057	6	1.046	0.072
15	21 V.PEREZ	SPA	BOE Motorsports	KTM	1'58.691	13	2'00.190	2	1'57.258	7	1.083	0.037
16	7 F.FARIOLI	ITA	Red Bull KTM Tech3	KTM	1'58.939	14	1'57.489	15	1'57.307	12	1.132	0.049
17	72 T.FURUSATO	JPN	Honda Team Asia	HONDA	2'00.371	12	1'57.594	11	1'57.339	10	1.164	0.032
18	6 R.YAMANAKA	JPN	Valresa GASGAS Aspar M3	GASGAS	1'58.543	13	1'57.619	12	1'57.391	11	1.216	0.052
19	55 R.FENATI	ITA	Rivacold Snipers Team	HONDA	1'57.962	11	1'57.441	14	1'57.984	11	1.266	0.050
20	66 J.KELSO	AUS	CFMOTO Racing PruestelGP	CFMOTO	1'58.223	9	1'57.521	11	1'59.723	4	1.346	0.080
21	82 S.NEPA	ITA	Angeluss MTA Team	KTM	1'58.026	14	1'57.525	14	1'57.903	8	1.350	0.004
22	99 J.RUEDA	SPA	Red Bull KTM Ajo	KTM	1'59.022	14	1'57.769	12	1'57.562	10	1.387	0.037
23	38 D.SALVADOR	SPA	CIP Green Power	KTM	1'57.986	13	1'58.670	14	1'57.861	12	1.686	0.299
24	64 M.AJI	INA	Honda Team Asia	HONDA	1'59.211	12	1'58.784	2	1'58.323	6	2.148	0.462
25	58 L.LUNETTA	ITA	MT Helmets - MSI	KTM	1'58.579	12	1'58.753	10	1'59.817	4	2.404	0.256
26	70 J.WHATLEY	GBR	VisionTrack Racing Team	HONDA	2'00.164	14	1'58.642	12	1'59.178	5	2.467	0.063
27	95 C.VEIJER	NED	Liqui Moly Husqvarna Intact GP HUSQVARNA	HUSQVARNA	2'00.005	11	1'59.399	11	1'59.598	8	3.224	0.757
28	22 A.CARRASCO	SPA	BOE Motorsports	KTM	2'00.042	13	1'59.594	13	2'00.323	5	3.419	0.195

Pole Position Record:	2021	Tatsuki SUZUKI	1'56.001	162.7 Km/h
Best Race Lap:	2018	Fabio DI GIANNANTONIO	1'56.628	161.8 Km/h
All Time Lap Record:	2021	Tatsuki SUZUKI	1'56.001	162.7 Km/h

The results are provisional until the end of the limit for protest and appeals.

Time limit for protest expires 60' after publication of the results - Time:

These data/results cannot be reproduced, stored and/or transmitted in whole or in part by any manner of electronic, mechanical, photocopying, recording, broadcasting or otherwise now known or herein after developed without the previous express consent by the copyright owner, except for reproduction in daily press and regular printed publications on sale to the public within 60 days of the event related to those data/results and always provided that copyright symbol appears together as follows below.

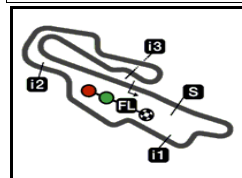
© DORNA, 2023

Official MotoGP Timing by TISSOT
www.motogp.com

Mugello, Saturday, June 10, 2023







5245 m.

GRAN PREMIO D'ITALIA OAKLEY

Practice Nr. 3

Top Speed & Average

12



Rider	Nation	Motorcycle	Top 5 speeds					Average	Top
71 Ayumu SASAKI	JPN	HUSQVARNA	245.4	243.7	241.6	236.8	235.8	239.9	245.4
27 Kaito TOBA	JPN	HONDA	244.8	244.3	243.7	241.6	240.5	243.0	244.8
38 David SALVADOR	SPA	KTM	244.8	243.7	243.7	240.5	240.0	242.5	244.8
24 Tatsuki SUZUKI	JPN	HONDA	244.3	243.2	241.6	241.6	239.4	242.0	244.3
66 Joel KELSO	AUS	CFMOTO	243.7	242.1	233.7	233.2	232.7	236.4	243.7
5 Jaume MASIA	SPA	HONDA	243.2	242.1	242.1	239.4	238.9	241.1	243.2
43 Xavier ARTIGAS	SPA	CFMOTO	242.6	241.6	241.0	240.0	239.4	240.9	242.6
6 Ryusei YAMANAKA	JPN	GASGAS	242.1	239.4	238.4	237.8	235.8	238.2	242.1
10 Diogo MOREIRA	BRA	KTM	242.1	241.6	241.6	241.0	240.5	241.4	242.1
16 Andrea MIGNO	ITA	KTM	242.1	237.3	235.2	234.7	234.7	236.8	242.1
21 Vicente PEREZ	SPA	KTM	241.6	241.0	238.4	237.3	236.8	239.0	241.6
54 Riccardo ROSSI	ITA	HONDA	241.6	241.0	241.0	240.5	240.0	240.8	241.6
96 Daniel HOLGADO	SPA	KTM	241.6	241.0	240.5	240.0	239.4	240.3	241.6
58 Luca LUNETTA	ITA	KTM	241.0	240.0	238.4	237.8	237.8	239.0	241.0
82 Stefano NEPA	ITA	KTM	241.0	240.0	238.9	231.2	231.2	236.5	241.0
7 Filippo FARIOLI	ITA	KTM	240.5	239.4	239.4	237.3	236.3	238.6	240.5
18 Matteo BERTELLE	ITA	HONDA	240.5	237.8	236.3	232.2	231.7	234.6	240.5
99 José Antonio RUEDA	SPA	KTM	240.0	240.0	238.4	237.3	235.8	237.9	240.0
95 Collin VEIJER	NED	HUSQVARNA	239.4	239.4	236.8	235.8	234.7	237.2	239.4
53 Deniz ÖNCÜ	TUR	KTM	238.9	237.3	236.3	233.2	232.7	235.2	238.9
70 Joshua WHATLEY	GBR	HONDA	238.9	236.3	234.2	234.2	233.2	235.4	238.9
72 Taiyo FURUSATO	JPN	HONDA	238.9	238.4	237.3	236.8	236.8	237.4	238.9
22 Ana CARRASCO	SPA	KTM	238.4	236.3	235.8	234.7	233.2	235.7	238.4
19 Scott OGDEN	GBR	HONDA	237.3	236.3	234.2	232.2	230.7	234.1	237.3
80 David ALONSO	COL	GASGAS	237.3	236.8	236.8	236.3	236.3	236.7	237.3
64 Mario AJI	INA	HONDA	236.8	236.3	235.8	235.2	234.7	235.8	236.8
48 Ivan ORTOLÁ	SPA	KTM	235.2	234.2	231.2	231.2	230.7	232.2	235.2
55 Romano FENATI	ITA	HONDA	232.7	229.7	226.4	225.9	225.4	228.0	232.7

These data/results cannot be reproduced, stored and/or transmitted in whole or in part by any manner of electronic, mechanical, photocopying, recording, broadcasting or otherwise now known or herein after developed without the previous express consent by the copyright owner, except for reproduction in daily press and regular printed publications on sale to the public within 60 days of the event related to those data/results and always provided that copyright symbol appears together as follows below.

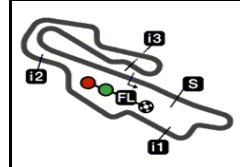
© DORNA, 2023

Official MotoGP Timing by TISSOT
www.motogp.com





Mugello, Saturday, June 10, 2023



5245 m.

GRAN PREMIO D'ITALIA OAKLEY

Practice Nr. 3

Chronological Analysis of Performances

13

* Lap / Sector time cancelled T1 Time from finish line to 1st intermediate T3 Time from 2nd intermed. to 3rd intermed.
 P Crossing the finish line in pit lane T2 Time from 1st intermed. to 2nd intermed. T4 Time from 3rd intermediate to finish line

Lap	Lap Time	T1	T2	T3	T4	Speed	Lap	Lap Time	T1	T2	T3	T4	Speed							
1st 53 Deniz ÖNCÜ Red Bull KTM Ajo TUR Runs=3 Total laps=8 Full laps=3 Valid laps=2							6	2'16.379	32.869	24.562	41.974	36.974	155.8	7	2'09.165	28.013	24.114	46.993	30.045	243.7
1	7'17.830	32.835	25.339	38.416	28.416	160.4	8	1'56.708	28.038	24.050	36.814	27.806	245.4							
2	1'00.943 P	32.265				233.2	9	1'57.361 *	28.086	24.326	36.957	27.992*	241.6							
3	2'01.572	31.755	24.460	36.995	28.362	165.3	5th 18 Matteo BERTELLE Rivacold Snipers Tea ITA Runs=2 Total laps=11 Full laps=8 Valid laps=7													
4	1'57.873	28.562	24.233	36.879	28.199	232.7	1	3'57.436	33.521	25.696	39.006	29.112	159.0							
5	1'54.992 P	28.343	24.124	36.736*	25.789	232.7	2	2'00.809	29.276	24.890	37.932	28.711	232.2							
6	2'05.366	32.480	25.286	37.643	29.957	157.8	3	1'59.555 *	28.829	24.704*	37.512	28.510	231.7							
7	1'56.175	28.058	23.934	36.301	27.882	237.3	4	1'59.012	28.780	24.505	37.276	28.451	231.7							
8	1'55.861 *	28.04*	23.853	36.262	27.706	236.3	5	1'58.723	28.605	24.517	37.132	28.469	231.7							
	PIT	27.912	24.496	37.434	26.531	238.9	6	1'00.095 P	30.434				229.7							
2nd 10 Diogo MOREIRA MT Helmets - MSI BRA Runs=2 Total laps=10 Full laps=7 Valid laps=6							7	2'21.305	36.027	26.410	46.648	32.220	148.1	8	2'09.335	28.264	24.136	36.705	40.230	237.8
1	6'17.585	32.934	25.600	42.160	29.183	153.6	9	2'10.715	28.407	24.192	49.005	29.111	230.7							
2	1'58.396	28.494	24.503	37.418	27.981	242.1	10	1'56.817	28.073	24.082	36.682	27.980	236.3							
3	1'57.774	28.302	24.287	37.205	27.980	241.6	11	1'56.924	27.993	24.135	36.662	28.134	240.5							
4	2'00.053	28.379	24.527	37.699	29.448	241.0	6th 54 Riccardo ROSSI SIC58 Squadra Corse ITA Runs=2 Total laps=12 Full laps=9 Valid laps=9													
5	1'58.261	28.240	24.375	37.342	28.304	238.4	1	4'15.534	38.269	26.968	40.231	29.159	121.7							
6	57.538 P	28.479				234.7	2	2'01.391	28.868	24.861	37.594	30.068	237.3							
7	2'42.884	32.865	30.297	49.510	50.212	156.5	3	1'58.701	28.684	24.609	37.169	28.239	241.6							
8	1'56.733	28.179	24.049	36.668	27.837	241.6	4	2'05.180	28.428	24.753	39.985	32.014	236.3							
9	2'05.871 *	28.289	24.363	44.691*	28.528	240.0	5	1'58.053	28.374	24.398	37.240	28.041	240.5							
10	1'56.542	28.014	24.044	36.738	27.746	240.5	6	1'57.924	28.291	24.240	37.264	28.129	241.0							
3rd 96 Daniel HOLGADO Red Bull KTM Tech3 SPA Runs=2 Total laps=11 Full laps=8 Valid laps=7							7	1'02.332 P	30.751				237.3	8	2'41.036	51.724	26.733	49.327	33.252	60.9
1	4'16.367	37.628	27.337	40.161	29.261	125.0	9	2'18.863	29.198	24.782	44.719	40.164	233.7							
2	1'59.799 *	28.987	24.758*	37.693	28.361	240.0	10	2'00.774	28.247	24.379	39.396	28.752	237.8							
3	1'58.217	28.509	24.477	37.234	27.997	240.5	11	1'56.858	28.095	24.182	36.767	27.814	240.0							
4	2'01.041	28.337	24.484	39.993	28.227	239.4	12	1'59.066	28.103	24.630	37.519	28.814	241.0							
5	1'57.624	28.209	24.224	37.063	28.128	239.4	7th 5 Jaume MASIA Leopard Racing SPA Runs=2 Total laps=9 Full laps=6 Valid laps=4													
6	59.584 P	28.350				237.3	1	8'20.783	34.965	26.079	45.102	29.267	154.0							
7	2'32.457	51.134	26.215	46.519	28.589	61.0	2	1'58.837 *	28.671	24.518*	37.426	28.222	238.9							
8	2'23.836	28.261	26.010	49.449	40.116	235.2	3	1'58.278	28.467	24.342	37.212	28.257	242.1							
9	1'57.381	28.310	24.230	36.880	27.961	241.6	4	1'59.906	28.363	24.347	38.934	28.262	239.4							
10	2'07.851	32.749	24.573	42.415	28.114	236.3	5	1'57.599 P	28.458	24.889	37.624	26.628	236.8							
11	1'56.691	28.081	24.002	36.893	27.715	241.0	6	2'28.526	33.906	24.413	48.492	41.715	158.8							
4th 71 Ayumu SASAKI Liqui Moly Husqvarna JPN Runs=2 Total laps=9 Full laps=6 Valid laps=5							7	2'02.577 *	28.477	24.416*	41.212	28.472	243.2	8	1'57.038	28.028	24.302	36.679	28.029	242.1
1	10'01.350	32.818	24.953	37.586	28.272	158.8	9	1'56.870	28.074	24.083	36.719	27.994	238.4							
2	1'58.478	28.633	24.353	37.261	28.231	236.8	Fastest Lap: Deniz ÖNCÜ Red Bull KTM Ajo TUR 1'56.175 28.058 23.934 36.301 27.882													
3	1'58.074	28.425	24.337	37.124	28.188	235.8	These data/results cannot be reproduced, stored and/or transmitted in whole or in part by any manner of electronic, mechanical, photocopying, recording, broadcasting or otherwise now known or herein after developed without the previous express consent by the copyright owner, except for reproduction in daily press and regular printed publications on sale to the public within 60 days of the event related to those data/results and always provided that copyright symbol appears together as follows below.													
4	1'58.045	28.478	24.359	37.056	28.152	235.8	© DORNA, 2023													
5	1'02.731 P	30.370				232.2	Official MotoGP Timing by TISSOT www.motogp.com													

Fastest Lap: Deniz ÖNCÜ Red Bull KTM Ajo TUR **1'56.175** 28.058 23.934 36.301 27.882

These data/results cannot be reproduced, stored and/or transmitted in whole or in part by any manner of electronic, mechanical, photocopying, recording, broadcasting or otherwise now known or herein after developed without the previous express consent by the copyright owner, except for reproduction in daily press and regular printed publications on sale to the public within 60 days of the event related to those data/results and always provided that copyright symbol appears together as follows below.
 © DORNA, 2023



Practice Nr. 3

Moto3

Lap	Lap Time	T1	T2	T3	T4	Speed	Lap	Lap Time	T1	T2	T3	T4	Speed
8th	80	David ALONSO				Valresa GASGAS Asp COL	12th	16	Andrea MIGNO				CIP Green Power ITA
		Runs=3	Total laps=11	Full laps=7	Valid laps=6			Runs=2	Total laps=12	Full laps=9	Valid laps=8		
1	4'29.488	34.514	27.313	41.628	30.449	154.0	1	4'12.888	38.152	26.103	40.430	29.421	88.0
2	2'01.980	29.538	25.191	38.479	28.772	233.7	2	2'00.995	29.362	24.953	37.978	28.702	230.2
3	2'00.203 *	28.900	24.819*	37.907	28.577	235.8	3	2'05.773	34.354	25.008	37.917	28.494	231.2
4	2'02.913	28.964	24.900	40.456	28.593	236.3	4	1'59.560	28.729	24.451	37.914	28.466	235.2
5	58.118 P	28.764				236.3	5	2'01.192 *	28.837	24.804*	39.204	28.347	232.7
6	2'08.588 P	35.124	26.140	39.890	27.434	160.9	6	1'59.039	28.605	24.492	37.740	28.202	237.3
7	2'32.199	50.640	26.440	46.448	28.671	59.7	7	1'01.544 P	29.597				234.7
8	1'57.923	28.249	24.241	37.185	28.248	236.8	8	2'06.582	33.086	26.453	38.385	28.658	162.6
9	2'28.699	37.460	32.736	49.873	28.630	226.8	9	2'15.276	28.873	24.442	45.221	36.740	230.2
10	1'57.365	28.152	24.141	37.015	28.057	237.3	10	2'12.899	31.555	27.030	44.448	29.866	231.7
11	1'56.888	28.197	24.111	36.774	27.806	236.8	11	1'57.651	28.488	24.294	36.991	27.878	234.7
	PIT	35.617	26.299	42.940	49.675	232.2	12	1'57.149	28.264	24.152	37.002	27.731	242.1
9th	43	Xavier ARTIGAS				CFMOTO Racing Pru SPA	13th	21	Vicente PEREZ				BOE Motorsports SPA
		Runs=2	Total laps=10	Full laps=7	Valid laps=7			Runs=2	Total laps=9	Full laps=6	Valid laps=5		
1	6'17.822	32.462	25.635	42.109	29.204	160.0	1	4'13.760 *	38.481	28.079	42.592	28.987*	115.0
2	1'58.562	28.615	24.460	37.422	28.065	241.6	2	2'00.208	29.159	24.815	37.817	28.417	236.8
3	1'58.034	28.306	24.309	37.234	28.185	241.0	3	1'59.480	28.848	24.604	37.493	28.535	236.3
4	2'00.027	28.347	24.424	38.037	29.219	236.3	4	58.240 P	28.762				234.2
5	1'57.998	28.405	24.334	37.206	28.053	239.4	5	2'31.370	49.727	26.526	46.703	28.414	64.9
6	58.209 P	28.407				238.4	6	2'23.814	28.261	24.751	43.655	47.147	238.4
7	2'42.551	32.016	30.763	49.217	50.555	164.6	7	1'57.258	28.337	24.115	36.931	27.875	237.3
8	2'04.641	28.567	24.446	42.942	28.686	235.8	8	2'06.278 *	28.267	24.915	44.229*	28.867	241.6
9	1'57.481	28.159	24.193	37.068	28.061	240.0	9	1'58.008	28.577	24.323	37.229	27.879	241.0
10	1'56.928	28.038	24.124	36.791	27.975	242.6							
10th	24	Tatsuki SUZUKI				Leopard Racing JPN	14th	7	Filippo FARIOLI				Red Bull KTM Tech3 ITA
		Runs=2	Total laps=9	Full laps=6	Valid laps=4			Runs=2	Total laps=12	Full laps=9	Valid laps=6		
1	8'19.257 *	37.134	24.962	37.969	28.704*	148.5	1	4'14.537	35.295	26.957	40.168	29.124	139.5
2	2'00.925 *	28.654	24.824*	39.248	28.199	239.4	2	2'00.583	28.904	25.000	38.217	28.462	234.2
3	1'58.277	28.270	24.492	37.332	28.183	243.2	3	1'59.428 *	28.69*	24.747	37.720	28.270	234.2
4	1'58.145 *	28.347	24.299	37.218	28.281*	241.6	4	1'58.966	28.344	24.598	37.640	28.384	239.4
5	1'06.058 P	30.655				234.7	5	2'00.598	28.923	24.678	37.523	29.474	230.7
6	2'20.505 *	31.352	24.284	48.973	35.896*	166.6	6	1'58.239 *	28.392	24.384*	37.359	28.104	236.3
7	2'14.529	29.628	30.268	44.849	29.784	234.2	7	57.703 P	28.427				235.8
8	1'57.206	28.392	24.196	36.806	27.812	241.6	8	2'34.123	50.859	26.347	48.413	28.504	63.0
9	1'57.041	28.055	24.201	36.965	27.820	244.3	9	2'24.615	28.391	24.577	47.902	43.745	234.7
11th	27	Kaito TOBA				SIC58 Squadra Corse JPN	15th	72	Taiyo FURUSATO				Honda Team Asia JPN
		Runs=2	Total laps=12	Full laps=9	Valid laps=9			Runs=2	Total laps=11	Full laps=8	Valid laps=6		
1	4'13.674	37.123	26.444	40.171	29.153	127.8	1	3'58.108	38.094	25.693	39.377	29.097	126.0
2	2'02.715	29.321	24.852	39.484	29.058	237.8	2	2'00.560	29.182	24.828	38.085	28.465	236.8
3	1'58.494	28.836	24.421	37.042	28.195	244.3	3	1'59.674	28.898	24.681	37.725	28.370	236.8
4	2'04.440	28.161	24.276	41.769	30.234	244.8	4	1'59.375	28.775	24.531	37.720	28.349	236.8
5	1'58.548	28.596	24.428	37.147	28.377	240.5	5	2'02.370 *	29.811	25.688*	38.553	28.318	235.2
6	2'00.329	28.536	24.239	39.146	28.408	235.8	6	1'58.296	28.543	24.299	37.335	28.119	237.3
7	1'58.356 P	28.369	24.662	37.943	27.382	240.0	7	59.818 P	29.802				235.8
8	2'37.881 *	49.461	26.267	47.372	34.781*	88.8	8	2'28.082	34.225	24.405	47.731	41.721	156.2
9	2'15.953	28.439	24.261	43.910	39.343	237.8	9	2'03.782	28.391	24.695	41.896	28.800	238.9
10	2'05.683	28.273	24.327	44.075	29.008	243.7	10	1'57.339	28.234	24.184	36.885	28.036	238.4
11	1'57.488	28.295	24.168	36.928	28.097	237.3	11	1'57.738 *	28.172	24.042	37.106*	28.418	236.8
12	1'57.043	28.079	24.084	36.746	28.134	241.6							

Fastest Lap: Deniz ÖNCÜ Red Bull KTM Ajo TUR **1'56.175** 28.058 23.934 36.301 27.882

These data/results cannot be reproduced, stored and/or transmitted in whole or in part by any manner of electronic, mechanical, photocopying, recording, broadcasting or otherwise now known or herein after developed without the previous express consent by the copyright owner, except for reproduction in daily press and regular printed publications on sale to the public within 60 days of the event related to those data/results and always provided that copyright symbol appears together as follows below.
© DORNA, 2023

Official MotoGP Timing by TISSOT
www.motogp.com

Mugello, Saturday, June 10, 2023

Page 2 of 4



Practice Nr. 3

Moto3

Lap	Lap Time	T1	T2	T3	T4	Speed	Lap	Lap Time	T1	T2	T3	T4	Speed	
16th	6	Ryusei YAMANAKA Valresa GASGAS Asp JPN						20th	82	Stefano NEPA Angeluss MTA Team ITA				
		Runs=2	Total laps=11	Full laps=8	Valid laps=6				Runs=2	Total laps=9	Full laps=6	Valid laps=5		
1	4'30.654	32.605	27.472	41.768	30.817	165.3	1	7'27.916	33.695	26.611	39.889	29.376	168.2	
2	2'01.857 *	29.243	25.255	37.890	29.469*	233.7	2	2'06.329	29.954	25.331	41.786	29.258	231.2	
3	1'59.519	28.848	24.720	37.690	28.261	235.8	3	2'00.866	29.098	24.929	38.156	28.683	231.2	
4	2'00.064 *	28.518	24.763	38.278*	28.505	239.4	4	1'59.662	28.874	24.648	37.610	28.530	230.7	
5	1'59.803	28.633	24.592	37.928	28.650	232.7	5	1'01.477 P	28.903				230.7	
6	1'01.371 P	28.848				232.2	6	2'42.328	32.548	30.609	49.961	49.210	165.6	
7	2'32.791	50.347	27.143	46.807	28.494	59.8	7	2'11.838	28.630	24.535	47.170	31.503	238.9	
8	1'57.844	28.259	24.327	37.109	28.149	237.8	8	1'57.903	28.360	24.403	37.100	28.040	240.0	
9	2'24.609	34.750	34.257	47.051	28.551	235.8	9	1'57.380 *	28.226	24.272	37.044	27.838*	241.0	
10	2'04.725	28.419	24.929	43.144	28.233	238.4								
11	1'57.391	28.256	24.196	37.041	27.898	242.1								
17th	99	José Antonio RUED Red Bull KTM Ajo SPA						21st	55	Romano FENATI Rivacold Snipers Tea ITA				
		Runs=2	Total laps=11	Full laps=8	Valid laps=6				Runs=4	Total laps=11	Full laps=5	Valid laps=5		
1	4'33.284	34.278	27.630	40.661	30.253	166.1	1	3'50.564	33.895	26.363	39.513	29.566	159.7	
2	2'02.844	29.673	25.490	38.644	29.037	235.2	2	2'00.883	29.418	25.054	37.587	28.824	226.4	
3	2'00.439 *	28.930	24.919	37.838*	28.752	235.8	3	1'59.652	29.020	24.694	37.231	28.707	225.9	
4	1'59.866	28.757	24.871	37.710	28.528	235.8	4	2'02.596	31.377	24.709	37.767	28.743	209.7	
5	1'59.190	28.473	24.626	37.486	28.605	238.4	5	57.014 P	28.600				229.7	
6	1'59.588	28.653	24.669	37.649	28.617	235.2	6	2'03.708	32.940	24.870	37.280	28.618	161.1	
7	59.921 P	30.557				232.7	7	1'58.743	28.554	24.448	37.114	28.627	225.4	
8	2'20.052	34.048	24.799	40.169	41.036	167.1	8	56.165 P	29.320				224.5	
9	2'02.547 *	28.682	24.431*	40.968	28.466	237.3	9	2'14.459 P	32.377	25.385	43.780	32.917	160.0	
10	1'57.562	28.271	24.518	36.811	27.962	240.0	10	2'00.931 *	31.131	24.304	37.049*	28.447	168.7	
11	1'58.201	28.294	24.484	37.224	28.199	240.0	11	1'57.984	28.421	24.283	36.946	28.334	232.7	
18th	48	Ivan ORTOLÁ Angeluss MTA Team SPA						22nd	64	Mario AJI Honda Team Asia INA				
		Runs=2	Total laps=9	Full laps=6	Valid laps=5				Runs=4	Total laps=11	Full laps=6	Valid laps=3		
1	6'56.138	36.770	27.031	40.225	29.760	148.1	1	3'58.175	32.853	25.976	38.736	28.973	159.0	
2	2'00.392	28.890	24.926	37.761	28.815	229.7	2	2'00.606	29.195	24.849	38.060	28.502	236.8	
3	1'59.353	28.653	24.600	37.552	28.548	230.7	3	1'59.670	28.867	24.709	37.744	28.350	236.3	
4	1'59.021	28.550	24.550	37.261	28.660	231.2	4	1'59.670 *	28.748	24.552	37.801*	28.569	235.8	
5	59.770 P	28.565				230.7	5	2'02.133 *	29.373	26.020	38.387*	28.353	232.7	
6	2'33.119	31.408	31.146	48.513	42.052	171.7	6	1'58.323	28.448	24.362	37.289	28.224	235.2	
7	2'06.874	28.656	27.859	41.838	28.521	231.2	7	1'00.562 P	29.790				234.2	
8	1'57.791	28.369	24.340	36.743	28.339	234.2	8	2'30.180 P	39.620	37.857	44.591	28.112	153.1	
9	1'58.568 *	28.545	24.388*	37.184	28.451	235.2	9	2'18.365 P	33.208	28.115	43.967	33.075	152.9	
							10	2'04.013	32.897	24.889	38.100	28.127	164.8	
							11	1'58.003 *	28.558	24.480	36.889	28.076*	234.7	
19th	38	David SALVADOR CIP Green Power SPA						23rd	19	Scott OGDEN VisionTrack Racing T GBR				
		Runs=3	Total laps=12	Full laps=7	Valid laps=7				Runs=2	Total laps=11	Full laps=8	Valid laps=6		
1	4'16.488	42.238	28.193	42.029	28.882	100.8	1	3'26.689	37.178	26.899	40.648	30.133	153.1	
2	1'59.939	28.978	24.778	37.694	28.489	243.7	2	2'02.904	29.591	25.485	38.586	29.242	228.3	
3	1'58.420	28.570	24.426	37.379	28.045	243.7	3	2'02.210	29.160	25.700	38.071	29.279	229.2	
4	2'05.273	28.362	24.373	41.328	31.210	244.8	4	2'00.538	29.062	24.994	37.588	28.894	229.7	
5	1'58.344	28.508	24.434	37.369	28.033	237.8	5	2'04.742	32.307	25.164	38.302	28.969	228.8	
6	1'58.353	28.498	24.213	37.366	28.276	240.0	6	1'59.057	28.790	24.543	37.171	28.553	228.8	
7	59.115 P	28.741				237.8	7	59.697 P	28.701				230.7	
8	2'08.430	35.366	25.662	37.657	29.745	117.5	8	2'28.044	40.526	25.857	46.111	35.550	150.6	
9	1'57.945	28.483	24.250	37.058	28.154	233.2	9	2'13.583	28.448	24.336	43.751	37.048	236.3	
10	55.841 P	28.365				237.3	10	1'59.467 *	28.93*	24.405	37.845	28.287	234.2	
11	2'02.255 *	32.854	24.206*	37.121	28.074	163.3	11	2'06.594 *	28.37*	24.818*	44.810	28.591	232.2	
12	1'57.861	28.268	24.305	37.372	27.916	240.5		PIT	28.231	24.093	36.725	51.571	237.3	

Fastest Lap: Deniz ÖNCÜ Red Bull KTM Ajo TUR **1'56.175** 28.058 23.934 36.301 27.882

These data/results cannot be reproduced, stored and/or transmitted in whole or in part by any manner of electronic, mechanical, photocopying, recording, broadcasting or otherwise now known or herein after developed without the previous express consent by the copyright owner, except for reproduction in daily press and regular printed publications on sale to the public within 60 days of the event related to those data/results and always provided that copyright symbol appears together as follows below.
© DORNA, 2023

Practice Nr. 3

Moto3

Lap	Lap Time	T1	T2	T3	T4	Speed	Lap	Lap Time	T1	T2	T3	T4	Speed	
24th	70	Joshua WHATLEY VisionTrack Racing T GBR						28th	22	Ana CARRASCO BOE Motorsports SPA				
		Runs=2	Total laps=11	Full laps=8	Valid laps=5				Runs=4	Total laps=11	Full laps=5	Valid laps=5		
1	4'13.708	36.096	28.164	43.480	29.668	144.7	1	6'26.735	33.194	26.587	40.920	29.857	167.4	
2	2'03.256	29.503	25.191	38.353	30.209	231.7	2	2'03.010	29.366	25.523	38.822	29.299	232.2	
3	2'00.422	28.965	24.864	37.884	28.709	236.3	3	2'05.358	31.327	25.134	39.096	29.801	231.7	
4	2'02.833	28.968	24.988	40.256	28.621	231.2	4	2'00.775	28.833	24.947	38.069	28.926	236.3	
5	1'59.178	28.600	24.533	37.583	28.462	238.9	5	2'00.323	28.814	24.725	37.955	28.829	238.4	
6	1'02.969 P	31.741				234.2	6	59.824 P	28.972				234.7	
7	2'28.103	45.765	26.942	45.951	29.445	86.4	7	2'32.256 P	39.826	39.201	44.686	28.543	152.5	
8	2'06.281	28.614	24.832	42.130	30.705	233.2	8	2'19.143	35.007	34.821	39.672	29.643	146.5	
9	2'15.242 *	29.313	26.124	47.957*	31.848	228.8	9	58.510 P	29.049				233.2	
10	1'59.242 *	28.628	24.400	37.361	28.853*	234.2	10	2'03.560	31.364	25.150	38.129	28.917	171.7	
11	1'59.492 *	28.887	24.651*	37.726	28.228	227.3	11	2'01.482	28.813	24.894	38.399	29.376	235.8	

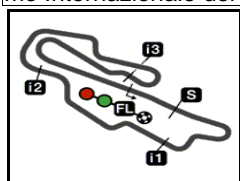
25th	95	Collin VEIJER Liqui Moly Husqvarna NED				
		Runs=3	Total laps=12	Full laps=7	Valid laps=5	
1	3'51.222	36.118	29.444	42.088	29.404	161.4
2	2'01.508	29.367	25.168	38.316	28.657	236.8
3	2'00.750 *	29.16 *	24.826	38.200	28.563	234.7
4	1'59.811	28.911	24.724	37.703	28.473	235.8
5	59.236 P	29.021				233.7
6	2'04.112	32.193	25.063	38.217	28.639	163.1
7	1'59.853	28.928	24.742	37.724	28.459	232.7
8	1'59.598	28.819	24.706	37.680	28.393	233.2
9	56.841 P	28.828				232.2
10	2'25.627	36.827	29.604	48.213	30.983	144.9
11	2'02.964	32.523	24.794	37.435	28.212	239.4
12	1'58.022 *	28.443	24.388	37.129	28.062*	239.4

26th	66	Joel KELSO CFMOTO Racing Pru AUS				
		Runs=2	Total laps=9	Full laps=6	Valid laps=5	
1	5'01.309	34.010	27.053	40.957	30.013	164.1
2	2'03.177	29.672	25.557	38.937	29.011	231.2
3	2'00.673	28.971	24.991	38.130	28.581	232.7
4	1'59.723	28.672	24.830	37.728	28.493	233.2
5	1'00.576 P	29.590				232.7
6	2'22.446 *	31.886	31.033	48.906*	30.621	169.0
7	2'26.872	34.436	28.224	52.795	31.417	233.7
8	2'01.240	30.199	26.173	36.952	27.916	242.1
9	1'56.527 *	27.900	24.107	36.740	27.780*	243.7

27th	58	Luca LUNETTA MT Helmets - MSI ITA				
		Runs=2	Total laps=11	Full laps=8	Valid laps=6	
1	4'14.759	38.781	27.589	43.626	28.990	113.8
2	2'01.793	29.411	25.218	38.247	28.917	238.4
3	1'59.869	28.915	24.839	37.888	28.227	241.0
4	1'59.817	28.738	24.804	37.804	28.471	237.8
5	2'03.376 *	29.052	24.912	40.958	28.454*	231.2
6	2'00.337	28.860	24.953	38.203	28.321	240.0
7	1'00.225 P	29.098				234.2
8	2'40.759	31.888	29.768	49.353	49.750	169.5
9	2'05.781	28.846	24.775	43.173	28.987	237.8
10	2'00.884	29.055	25.025	38.503	28.301	234.7
11	1'59.992 *	28.877	24.969	37.863	28.283*	237.3

Fastest Lap: Deniz ÖNCÜ Red Bull KTM Ajo TUR **1'56.175** 28.058 23.934 36.301 27.882

These data/results cannot be reproduced, stored and/or transmitted in whole or in part by any manner of electronic, mechanical, photocopying, recording, broadcasting or otherwise now known or herein after developed without the previous express consent by the copyright owner, except for reproduction in daily press and regular printed publications on sale to the public within 60 days of the event related to those data/results and always provided that copyright symbol appears together as follows below.
© DORNA, 2023



5245 m.

GRAN PREMIO D'ITALIA OAKLEY

Practice Nr. 3

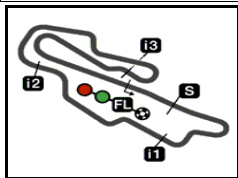
Best Partial Times

IT Ideal Lap Time, sum of the best partial times

BT Best Lap Time

T1		T2		T3		T4				IT		BT	
Pos	Rider	Time	Rider	Time	Rider	Time	Rider	Time	Pos	Rider	IT	BT	
1	J.KELSO	27.900	D.ÖNCÜ	23.853	D.ÖNCÜ	36.262	D.ÖNCÜ	27.706	1	D.ÖNCÜ	1'55.733	1'56.175	(1)
2	D.ÖNCÜ	27.912	D.HOLGADO	24.002	M.BERTELLE	36.662	D.HOLGADO	27.715	2	D.MOREIRA	1'56.472	1'56.542	(2)
3	M.BERTELLE	27.993	T.FURUSATO	24.042	D.MOREIRA	36.668	A.MIGNO	27.731	3	J.KELSO	1'56.663	1'59.723	(26)
4	A.SASAKI	28.013	D.MOREIRA	24.044	J.MASIA	36.679	D.MOREIRA	27.746	4	D.HOLGADO	1'56.678	1'56.691	(3)
5	D.MOREIRA	28.014	A.SASAKI	24.050	S.OGDEN	36.725	A.SASAKI	27.806	5	A.SASAKI	1'56.683	1'56.708	(4)
6	J.MASIA	28.028	M.BERTELLE	24.082	J.KELSO	36.740	D.ALONSO	27.806	6	M.BERTELLE	1'56.717	1'56.817	(5)
7	X.ARTIGAS	28.038	J.MASIA	24.083	I.ORTOLÁ	36.743	T.SUZUKI	27.812	7	J.MASIA	1'56.784	1'56.870	(7)
8	T.SUZUKI	28.055	K.TOBA	24.084	K.TOBA	36.746	R.ROSSI	27.814	8	D.ALONSO	1'56.843	1'56.888	(8)
9	K.TOBA	28.079	S.OGDEN	24.093	R.ROSSI	36.767	V.PEREZ	27.875	9	R.ROSSI	1'56.858	1'56.858	(6)
10	D.HOLGADO	28.081	J.KELSO	24.107	D.ALONSO	36.774	R.YAMANAKA	27.898	10	T.SUZUKI	1'56.869	1'57.041	(10)
11	R.ROSSI	28.095	D.ALONSO	24.111	X.ARTIGAS	36.791	D.SALVADOR	27.916	11	X.ARTIGAS	1'56.928	1'56.928	(9)
12	F.FARIOLI	28.149	V.PEREZ	24.115	T.SUZUKI	36.806	J.KELSO	27.916	12	K.TOBA	1'57.006	1'57.043	(11)
13	D.ALONSO	28.152	X.ARTIGAS	24.124	J.RUEDA	36.811	J.RUEDA	27.962	13	T.FURUSATO	1'57.135	1'57.339	(15)
14	T.FURUSATO	28.172	A.MIGNO	24.152	A.SASAKI	36.814	X.ARTIGAS	27.975	14	A.MIGNO	1'57.138	1'57.149	(12)
15	S.NEPA	28.226	F.FARIOLI	24.169	D.HOLGADO	36.880	M.BERTELLE	27.980	15	V.PEREZ	1'57.182	1'57.258	(13)
16	S.OGDEN	28.231	R.ROSSI	24.182	T.FURUSATO	36.885	J.MASIA	27.994	16	F.FARIOLI	1'57.307	1'57.307	(14)
17	R.YAMANAKA	28.256	R.YAMANAKA	24.196	M.AJI	36.889	F.FARIOLI	28.022	17	S.OGDEN	1'57.336	1'59.057	(23)
18	V.PEREZ	28.261	T.SUZUKI	24.196	V.PEREZ	36.931	T.FURUSATO	28.036	18	R.YAMANAKA	1'57.391	1'57.391	(16)
19	A.MIGNO	28.264	D.SALVADOR	24.213	R.FENATI	36.946	S.NEPA	28.040	19	D.SALVADOR	1'57.455	1'57.861	(19)
20	D.SALVADOR	28.268	S.NEPA	24.272	F.FARIOLI	36.967	K.TOBA	28.097	20	J.RUEDA	1'57.528	1'57.562	(17)
21	J.RUEDA	28.271	R.FENATI	24.283	A.MIGNO	36.991	M.AJI	28.127	21	S.NEPA	1'57.582	1'57.903	(20)
22	I.ORTOLÁ	28.369	I.ORTOLÁ	24.340	R.YAMANAKA	37.041	C.VEIJER	28.212	22	I.ORTOLÁ	1'57.791	1'57.791	(18)
23	R.FENATI	28.421	M.AJI	24.362	S.NEPA	37.044	L.LUNETTA	28.227	23	M.AJI	1'57.826	1'58.323	(22)
24	C.VEIJER	28.443	C.VEIJER	24.388	D.SALVADOR	37.058	J.WHATLEY	28.228	24	R.FENATI	1'57.984	1'57.984	(21)

These data/results cannot be reproduced, stored and/or transmitted in whole or in part by any manner of electronic, mechanical, photocopying, recording, broadcasting or otherwise now known or herein after developed without the previous express consent by the copyright owner, except for reproduction in daily press and regular printed publications on sale to the public within 60 days of the event related to those data/results and always provided that copyright symbol appears together as follows below.
© DORNA, 2023



5245 m.

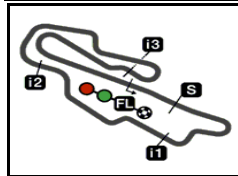
GRAN PREMIO D'ITALIA OAKLEY**Practice Nr. 3****Best Partial Times****Moto3™***IT Ideal Lap Time, sum of the best partial times**BT Best Lap Time*

		T1		T2		T3		T4					
<i>Pos</i>	<i>Rider</i>	<i>Time</i>	<i>Rider</i>	<i>Time</i>	<i>Rider</i>	<i>Time</i>	<i>Rider</i>	<i>Time</i>	<i>Pos</i>	<i>Rider</i>	<i>IT</i>	<i>BT</i>	
25	M.AJI	28.448	J.WHATLEY	24.400	C.VEIJER	37.129	S.OGDEN	28.287	25	C.VEIJER	1'58.172	1'59.598	(25)
26	J.WHATLEY	28.600	J.RUEDA	24.484	J.WHATLEY	37.361	R.FENATI	28.334	26	J.WHATLEY	1'58.589	1'59.178	(24)
27	L.LUNETTA	28.738	A.CARRASCO	24.725	L.LUNETTA	37.804	I.ORTOLÁ	28.339	27	L.LUNETTA	1'59.544	1'59.817	(27)
28	A.CARRASCO	28.813	L.LUNETTA	24.775	A.CARRASCO	37.955	A.CARRASCO	28.829	28	A.CARRASCO	2'00.322	2'00.323	(28)

These data/results cannot be reproduced, stored and/or transmitted in whole or in part by any manner of electronic, mechanical, photocopying, recording, broadcasting or otherwise now known or herein after developed without the previous express consent by the copyright owner, except for reproduction in daily press and regular printed publications on sale to the public within 60 days of the event related to those data/results and always provided that copyright symbol appears together as follows below.
© DORNA, 2023

Official MotoGP Timing by **TISSOT**
www.motogp.com





5245 m.

GRAN PREMIO D'ITALIA OAKLEY

Practice Nr. 3

Fastest Laps Sequence

<i>Practice Time</i>	 <i>Rider</i>	<i>Nation</i>	<i>Motorcycle</i>	<i>Time</i>	<i>Km/h</i>	<i>Rider's Lap</i>
5'29.593	19 Scott OGDEN	GBR	HONDA	2'02.904	153.6	2
5'51.447	55 Romano FENATI	ITA	HONDA	2'00.883	156.2	2
5'58.245	18 Matteo BERTELLE	ITA	HONDA	2'00.809	156.2	2
5'58.668	72 Taiyo FURUSATO	JPN	HONDA	2'00.560	156.6	2
6'13.968	21 Vicente PEREZ	SPA	KTM	2'00.208	157.0	2
6'16.427	38 David SALVADOR	SPA	KTM	1'59.939	157.4	2
7'51.099	55 Romano FENATI	ITA	HONDA	1'59.652	157.8	3
8'13.448	21 Vicente PEREZ	SPA	KTM	1'59.480	158.0	3
8'14.383	96 Daniel HOLGADO	SPA	KTM	1'58.217	159.7	3
10'13.755	10 Diogo MOREIRA	BRA	KTM	1'57.774	160.3	3
12'13.048	96 Daniel HOLGADO	SPA	KTM	1'57.624	160.5	5
25'47.563	53 Deniz ÖNCÜ	TUR	KTM	1'56.175	162.5	7

These data/results cannot be reproduced, stored and/or transmitted in whole or in part by any manner of electronic, mechanical, photocopying, recording, broadcasting or otherwise now known or herein after developed without the previous express consent by the copyright owner, except for reproduction in daily press and regular printed publications on sale to the public within 60 days of the event related to those data/results and always provided that copyright symbol appears together as follows below.

© DORNA, 2023

Official MotoGP Timing by TISSOT
www.motogp.com

Mugello, Saturday, June 10, 2023

