


3671 m.

LIQUI MOLY MOTORRAD GRAND PRIX DEUTSCHLAND

Practice Nr. 1

Classification

3

	Rider	Nation	Team	Motorcycle	Time	Lap Total	Gap	Top Speed
1	5 Johann ZARCO	FRA	Prima Pramac Racing	DUCATI	1'20.702	14 15		300.0
2	93 Marc MARQUEZ	SPA	Repsol Honda Team	HONDA	1'20.854	13 16	0.152 0.152	295.8
3	41 Aleix ESPARGARO	SPA	Aprilia Racing	APRILIA	1'20.897	11 14	0.195 0.043	297.5
4	73 Alex MARQUEZ	SPA	Gresini Racing MotoGP	DUCATI	1'20.955	14 17	0.253 0.058	299.1
5	89 Jorge MARTIN	SPA	Prima Pramac Racing	DUCATI	1'21.032	12 15	0.330 0.077	299.1
6	20 Fabio QUARTARARO	FRA	Monster Energy Yamaha MotoGP	YAMAHA	1'21.054	14 16	0.352 0.022	296.7
7	33 Brad BINDER	RSA	Red Bull KTM Factory Racing	KTM	1'21.099	16 17	0.397 0.045	301.6
8	1 Francesco BAGNAIA	ITA	Ducati Lenovo Team	DUCATI	1'21.117	12 17	0.415 0.018	300.8
9	49 Fabio DI GIANNANTONIO	ITA	Gresini Racing MotoGP	DUCATI	1'21.210	15 19	0.508 0.093	295.8
10	72 Marco BEZZECCHI	ITA	Mooney VR46 Racing Team	DUCATI	1'21.213	16 17	0.511 0.003	301.6
11	30 Takaaki NAKAGAMI	JPN	LCR Honda IDEMITSU	HONDA	1'21.281	14 15	0.579 0.068	291.8
12	10 Luca MARINI	ITA	Mooney VR46 Racing Team	DUCATI	1'21.335	12 16	0.633 0.054	299.1
13	12 Maverick VIÑALES	SPA	Aprilia Racing	APRILIA	1'21.369	17 18	0.667 0.034	299.1
14	43 Jack MILLER	AUS	Red Bull KTM Factory Racing	KTM	1'21.398	19 19	0.696 0.029	300.0
15	88 Miguel OLIVEIRA	POR	CryptoDATA RNF MotoGP Team	APRILIA	1'21.435	15 16	0.733 0.037	295.8
16	25 Raul FERNANDEZ	SPA	CryptoDATA RNF MotoGP Team	APRILIA	1'21.674	13 17	0.972 0.239	298.3
17	23 Enea BASTIANINI	ITA	Ducati Lenovo Team	DUCATI	1'21.730	13 17	1.028 0.056	300.8
18	21 Franco MORBIDELLI	ITA	Monster Energy Yamaha MotoGP	YAMAHA	1'22.076	6 15	1.374 0.346	297.5
19	37 Augusto FERNANDEZ	SPA	GASGAS Factory Racing Tech3	KTM	1'22.172	6 18	1.470 0.096	295.0
20	94 Jonas FOLGER	GER	GASGAS Factory Racing Tech3	KTM	1'22.818	15 16	2.116 0.646	293.4

Practice condition: Dry

Air: 18°

Humidity: 74%

Ground: 27°

Fastest Lap:	Lap: 14	Johann ZARCO	1'20.702	163.7 Km/h
Best Race Lap:	2019	Marc MARQUEZ	1'21.228	162.6 Km/h
All Time Lap Record:	2022	Francesco BAGNAIA	1'19.765	165.6 Km/h

The results are provisional until the end of the limit for protest and appeals.

Time limit for protest expires 30' after publication of the results - Time:

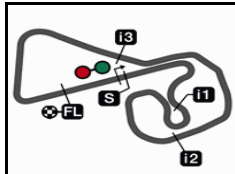
These data/results cannot be reproduced, stored and/or transmitted in whole or in part by any manner of electronic, mechanical, photocopying, recording, broadcasting or otherwise now known or herein after developed without the previous express consent by the copyright owner, except for reproduction in daily press and regular printed publications on sale to the public within 60 days of the event related to those data/results and always provided that copyright symbol appears together as follows below.

© DORNA, 2023

Official MotoGP Timing by TISSOT
www.motogp.com

Sachsenring, Friday, June 16, 2023





3671 m.

LIQUI MOLY MOTORRAD GRAND PRIX DEUTSCHLAND

Practice Nr. 1

Top Speed & Average

4



Rider	Nation	Motorcycle	Top 5 speeds					Average	Top
33 Brad BINDER	RSA	KTM	301.6	300.8	300.0	300.0	298.3	300.1	301.6
72 Marco BEZZECCHI	ITA	DUCATI	301.6	300.8	300.8	300.8	300.8	301.0	301.6
1 Francesco BAGNAIA	ITA	DUCATI	300.8	300.0	300.0	300.0	299.1	299.8	300.8
23 Enea BASTIANINI	ITA	DUCATI	300.8	299.1	299.1	298.3	298.3	299.0	300.8
5 Johann ZARCO	FRA	DUCATI	300.0	300.0	299.1	299.1	299.1	299.5	300.0
43 Jack MILLER	AUS	KTM	300.0	299.1	299.1	298.3	298.3	298.7	300.0
10 Luca MARINI	ITA	DUCATI	299.1	298.3	298.3	297.5	297.5	298.0	299.1
12 Maverick VIÑALES	SPA	APRILIA	299.1	298.3	298.3	298.3	297.5	298.3	299.1
73 Alex MARQUEZ	SPA	DUCATI	299.1	299.1	299.1	298.3	298.3	298.6	299.1
89 Jorge MARTIN	SPA	DUCATI	299.1	299.1	299.1	299.1	298.3	298.8	299.1
25 Raul FERNANDEZ	SPA	APRILIA	298.3	297.5	297.5	295.8	294.2	296.0	298.3
21 Franco MORBIDELLI	ITA	YAMAHA	297.5	295.0	294.2	294.2	294.2	295.0	297.5
41 Aleix ESPARGARO	SPA	APRILIA	297.5	296.7	296.7	295.8	295.8	296.2	297.5
20 Fabio QUARTARARO	FRA	YAMAHA	296.7	295.8	295.8	295.8	295.8	296.0	296.7
49 Fabio DI GIANNANTONIO	ITA	DUCATI	295.8	295.8	295.0	295.0	294.2	295.2	295.8
88 Miguel OLIVEIRA	POR	APRILIA	295.8	295.8	295.0	294.2	294.2	295.0	295.8
93 Marc MARQUEZ	SPA	HONDA	295.8	295.8	295.8	295.8	295.8	295.8	295.8
37 Augusto FERNANDEZ	SPA	KTM	295.0	294.2	294.2	293.4	293.4	294.0	295.0
94 Jonas FOLGER	GER	KTM	293.4	291.8	291.8	291.1	291.1	291.8	293.4
30 Takaaki NAKAGAMI	JPN	HONDA	291.8	290.3	289.5	289.5	289.5	290.0	291.8

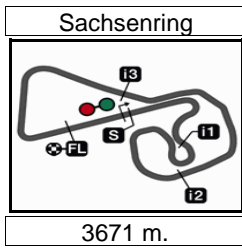
These data/results cannot be reproduced, stored and/or transmitted in whole or in part by any manner of electronic, mechanical, photocopying, recording, broadcasting or otherwise now known or herein after developed without the previous express consent by the copyright owner, except for reproduction in daily press and regular printed publications on sale to the public within 60 days of the event related to those data/results and always provided that copyright symbol appears together as follows below.

© DORNA, 2023

Official MotoGP Timing by TISSOT
www.motogp.com



Sachsenring, Friday, June 16, 2023



LIQUI MOLY MOTORRAD GRAND PRIX DEUTSCHLAND

Practice Nr. 1

Chronological Analysis of Performances

5

* Lap / Sector time cancelled T1 Time from finish line to 1st intermediate T3 Time from 2nd intermed. to 3rd intermed.
P Crossing the finish line in pit lane T2 Time from 1st intermed. to 2nd intermed. T4 Time from 3rd intermediate to finish line
**Tyre data subject to further updates

Lap	Lap Time	T1	T2	T3	T4	Speed	Lap	Lap Time	T1	T2	T3	T4	Speed	
1st	5	Johann ZARCO DUCATI FRA						12	1'21.062	17.974	23.321	18.981	20.786	295.0
		Prima Pramac Racing						13	1'20.854	17.804	23.231	18.978	20.841	295.8
		Runs=4 Total laps=15 Full laps=9 Valid laps=8						14	1'25.707	19.255	24.968	19.875	21.609	295.8
<i>Run #</i>	<i>1</i>	<i>Front Tyre</i>	<i>Slick-Soft</i>	<i>Rear Tyre</i>	<i>Slick-Soft</i>		15	1'21.367	17.897	23.319	19.161	20.990	294.2	
		New Tyre		New Tyre			16	1'24.386 *	19.069*	25.359	19.152	20.806	295.8	
1	2'22.648	19.902	25.402	20.212	21.668		3rd 41 Aleix ESPARGARO APRILIA SPA							
2	1'23.235	18.842	23.842	19.420	21.131	284.9		Aprilia Racing						
3	1'22.458	18.259	23.804	19.279	21.116	295.0		Runs=2 Total laps=14 Full laps=11 Valid laps=10						
4	1'21.835	18.217	23.603	19.067	20.948	299.1	<i>Run #</i>	<i>1</i>	<i>Front Tyre</i>	<i>Slick-Medium</i>	<i>Rear Tyre</i>	<i>Slick-Medium</i>		
5	1'21.702	18.147	23.577	19.006	20.972	297.5			New Tyre		New Tyre			
6	1'21.706	18.006	23.527	19.067	21.106	300.0	1	2'13.652	19.349	25.078	20.251	22.005		
7	1'29.139 P	18.882*	24.498	19.855	25.904	286.4	2	1'24.866 *	18.867	24.151	19.660	22.188*	291.1	
<i>Run #</i>	<i>2</i>	<i>Front Tyre</i>	<i>Slick-Soft</i>	<i>Rear Tyre</i>	<i>Slick-Soft</i>		3	1'23.211	18.600	24.029	19.371	21.211	295.0	
		7 Laps at start		7 Laps at start			4	1'22.638	18.312	24.028	19.213	21.085	295.8	
8	7'51.931 P	19.807	25.641	20.387	31.323		5	1'22.154	18.262	23.719	19.067	21.106	295.8	
<i>Run #</i>	<i>3</i>	<i>Front Tyre</i>	<i>Slick-Soft</i>	<i>Rear Tyre</i>	<i>Slick-Soft</i>		6	1'22.163	18.229	23.810	19.107	21.017	295.8	
		8 Laps at start		8 Laps at start			unfinished							
9	15'29.970	18.865	24.858	20.052	21.368		<i>Run #</i>	<i>2</i>	<i>Front Tyre</i>	<i>Slick-Soft</i>	<i>Rear Tyre</i>	<i>Slick-Soft</i>		
10	1'22.269	18.181	23.808	19.325	20.955	294.2			New Tyre		New Tyre			
11	1'25.137 P	18.137	23.559	19.211	24.230	296.7	7	1'26.172 *	19.996*	24.678	19.637	21.861		
<i>Run #</i>	<i>4</i>	<i>Front Tyre</i>	<i>Slick-Medium</i>	<i>Rear Tyre</i>	<i>Slick-Soft</i>		8	1'21.431	18.188	23.467	18.895	20.881	295.8	
		New Tyre		New Tyre			9	1'20.934	18.031	23.349	18.728	20.826	296.7	
12	4'10.961	21.227	26.388	20.324	21.139		10	1'27.821	19.616	25.598	20.103	22.504	295.8	
13	1'23.059 *	17.989	23.053	19.648*	22.369*	299.1	11	1'20.897	18.059	23.401	18.709	20.728	297.5	
14	1'20.702	17.919	23.188	18.794	20.801	299.1	12	1'27.742 *	21.538	24.271	19.693*	22.240*	296.7	
15	1'21.008	17.909	23.373	18.787	20.939	300.0	13	1'21.765	18.148	23.553	19.084	20.980	295.8	
2nd 93 Marc MARQUEZ HONDA SPA							14	1'27.093 *	20.392*	25.023	19.569	22.109	274.1	
		Repsol Honda Team					4th 73 Alex MARQUEZ DUCATI SPA							
		Runs=2 Total laps=16 Full laps=13 Valid laps=12						Gresini Racing MotoGP						
<i>Run #</i>	<i>1</i>	<i>Front Tyre</i>	<i>Slick-Medium</i>	<i>Rear Tyre</i>	<i>Slick-Medium</i>		<i>Run #</i>	<i>1</i>	<i>Front Tyre</i>	<i>Slick-Soft</i>	<i>Rear Tyre</i>	<i>Slick-Medium</i>		
		New Tyre		New Tyre					New Tyre		New Tyre			
1	1'50.616	22.608	25.610	20.416	22.696		1	1'41.838	21.091	25.330	21.087	22.452		
2	1'24.810	19.221	24.198	19.784	21.607	288.7	2	1'25.297	19.302	24.304	20.135	21.556	287.2	
3	1'22.634	18.362	23.756	19.302	21.214	295.0	3	1'23.459	18.595	23.998	19.658	21.208	294.2	
4	1'24.517	18.236	23.977	20.557	21.747	295.8	4	1'22.410	18.207	23.662	19.513	21.028	299.1	
5	1'22.083	18.194	23.692	19.210	20.987	295.0	5	1'22.110	18.227	23.647	19.274	20.962	297.5	
6	1'21.574	18.098	23.426	19.029	21.021	295.8	6	1'21.736	18.104	23.548	19.182	20.902	298.3	
7	1'24.661	18.836	24.660	19.876	21.289	294.2	7	1'26.622	21.144	24.999	19.396	21.083	298.3	
8	1'27.374	19.338	25.960	20.137	21.939	294.2	8	1'22.367 *	18.444*	23.645	19.275	21.003	297.5	
9	1'25.940 P	18.182	23.526	19.062	25.170	295.8	9	1'21.900	18.163	23.574	19.143	21.020	295.8	
<i>Run #</i>	<i>2</i>	<i>Front Tyre</i>	<i>Slick-Soft</i>	<i>Rear Tyre</i>	<i>Slick-Soft</i>		10	1'26.998 P	18.152	23.537	19.314	25.995	296.7	
		New Tyre		New Tyre										
10	24'40.258	21.241	25.092	20.144	21.700									
11	1'22.985	18.531	23.997	19.395	21.062	295.0								

Fastest Lap: Johann ZARCO Prima Pramac Racing FRA **1'20.702** 17.919 23.188 18.794 20.801

These data/results cannot be reproduced, stored and/or transmitted in whole or in part by any manner of electronic, mechanical, photocopying, recording, broadcasting or otherwise now known or herein after developed without the previous express consent by the copyright owner, except for reproduction in daily press and regular printed publications on sale to the public within 60 days of the event related to those data/results and always provided that copyright symbol appears together as follows below.
© DORNA, 2023



Practice Nr. 1

MotoGP

Lap	Lap Time	T1	T2	T3	T4	Speed	Lap	Lap Time	T1	T2	T3	T4	Speed
Run # 2	Front Tyre	Slick-Soft	Rear Tyre	Slick-Soft			15	1'22.065 *	17.841	23.265	19.299*	21.660*	295.8
		New Tyre	New Tyre				16	1'21.070	17.791	23.329	19.013	20.937	296.7
11	23'21.646	20.454	24.701	20.077	21.679		7th 33 Brad BINDER KTM RSA						
12	1'22.302	18.363	23.727	19.204	21.008	298.3	Red Bull KTM Factory Racing						
13	1'21.356	18.082	23.438	19.013	20.823	298.3	Runs=2 Total laps=17 Full laps=14 Valid laps=12						
14	1'20.955	18.004	23.300	18.867	20.784	299.1	Run # 1	Front Tyre	Slick-Medium	Rear Tyre	Slick-Medium		
15	1'21.984 *	17.921	23.303	19.042*	21.718*	298.3			New Tyre	New Tyre			
16	1'21.081	17.955	23.404	18.856	20.866	299.1	1	1'46.171	21.270	26.266	21.168	22.178	
17	1'26.229 *	19.532*	24.948	19.508	22.241	295.8	2	1'24.476	18.987	24.178	19.722	21.589	272.7
5th 89 Jorge MARTIN DUCATI SPA							3	1'22.995	18.401	23.875	19.392	21.327	289.5
Prima Pramac Racing							4	1'22.600	18.295	23.760	19.381	21.164	291.1
Runs=2 Total laps=15 Full laps=12 Valid laps=12							5	1'22.222	18.301	23.675	19.178	21.068	290.3
Run # 1	Front Tyre	Slick-Medium	Rear Tyre	Slick-Medium			6	1'22.022	18.212	23.653	19.097	21.060	295.8
		New Tyre	New Tyre				7	1'22.138	18.184	23.585	19.282	21.087	297.5
1	2'09.308	20.995	25.292	20.122	21.776		8	1'30.406 *	24.059*	25.053	19.601	21.693	295.8
2	1'23.662	18.667	24.135	19.583	21.277	292.6	9	1'22.095	18.122	23.657	19.230	21.086	297.5
3	1'23.397	18.683	23.952	19.357	21.405	296.7	10	1'36.671 P	25.617	24.421	19.795	26.838	296.7
4	1'29.556	21.931	26.835	19.297	21.493	284.2	Run # 2	Front Tyre	Slick-Medium	Rear Tyre	Slick-Soft		
5	1'21.596	18.240	23.506	18.925	20.925	299.1			New Tyre	New Tyre			
6	1'21.433	18.141	23.441	18.967	20.884	299.1	11	22'19.581	23.219	24.449	19.687	21.257	
7	1'27.423	19.054	26.991	20.278	21.100	294.2	12	1'21.954	18.208	23.550	19.235	20.961	298.3
8	1'27.093 P	18.249	23.568	18.983	26.293	295.0	13	1'21.538	17.923	23.472	19.151	20.992	300.0
Run # 2	Front Tyre	Slick-Medium	Rear Tyre	Slick-Soft			14	1'27.451	21.977	24.548	19.521	21.405	296.7
		8 Laps at start	New Tyre				15	1'22.942 *	17.946	23.402	19.616*	21.978*	300.0
9	25'56.534	19.485	24.561	19.414	20.972		16	1'21.099	17.933	23.313	18.961	20.892	301.6
10	1'21.274	18.181	23.423	18.887	20.783	299.1	17	1'21.163	17.919	23.382	18.935	20.927	300.8
11	1'23.846	18.524	24.421	19.422	21.479	295.8	8th 1 Francesco BAGNAIA DUCATI ITA						
12	1'21.032	18.014	23.390	18.781	20.847	299.1	Ducati Lenovo Team						
13	1'24.818	19.701	24.502	19.380	21.235	297.5	Runs=3 Total laps=17 Full laps=12 Valid laps=10						
14	1'21.924	18.158	23.628	19.074	21.064	298.3	Run # 1	Front Tyre	Slick-Soft	Rear Tyre	Slick-Medium		
15	1'21.552	18.078	23.457	19.015	21.002	298.3			New Tyre	New Tyre			
6th 20 Fabio QUARTARARO YAMAHA FRA							1	2'32.338	20.537	25.370	20.367	22.175	
Monster Energy Yamaha MotoGP							2	1'24.534	18.955	24.434	19.643	21.502	291.8
Runs=3 Total laps=16 Full laps=11 Valid laps=8							3	1'23.034	18.333	23.972	19.402	21.327	295.0
Run # 1	Front Tyre	Slick-Medium	Rear Tyre	Slick-Medium			4	1'22.708	18.223	23.901	19.247	21.337	296.7
		New Tyre	New Tyre				5	1'22.487	18.314	23.842	19.189	21.142	298.3
1	2'25.387	18.868	25.247	19.935	21.667		6	1'27.169 P	18.181	23.819	19.138	26.031	297.5
2	1'23.586	18.650	24.048	19.587	21.301	291.8	Run # 2	Front Tyre	Slick-Soft	Rear Tyre	Slick-Medium		
3	1'22.609 *	18.328	23.679	19.353	21.249*	294.2			6 Laps at start	6 Laps at start			
4	1'22.376	18.168	23.697	19.363	21.148	294.2	7	7'38.834	19.031	24.215	19.478	21.441	
5	1'21.749	18.074	23.559	19.148	20.968	295.8	8	1'29.123 P	18.119	23.909	19.741	27.354	296.7
6	1'21.841	18.063	23.618	19.147	21.013	295.8	Run # 3	Front Tyre	Slick-Soft	Rear Tyre	Slick-Soft		
7	1'23.860 *	18.694*	24.193	19.332	21.641	293.4			New Tyre	New Tyre			
8	1'22.034	18.147	23.637	19.218	21.032	293.4	9	15'54.397	19.953	24.950	19.747	21.272	
9	1'28.018 P	18.512	24.916	19.574	25.016	291.8	10	1'22.218	18.453	23.840	19.029	20.896	297.5
Run # 2	Front Tyre	Slick-Medium	Rear Tyre	Slick-Medium			11	1'21.472	18.162	23.491	18.915	20.904	297.5
		9 Laps at start	New Tyre				12	1'21.117	17.971	23.451	18.869	20.826	299.1
10	21'47.150 *	19.338	24.764	19.833	21.342*		13	1'21.156	18.000	23.489	18.908	20.759	299.1
11	1'22.314	18.174	23.761	19.232	21.147	295.8	14	1'21.187	18.037	23.441	18.878	20.831	300.0
12	1'25.182 P	17.999	23.540	19.119	24.524	295.8	15	1'28.273 *	21.963	24.959	19.863*	21.488*	300.8
Run # 3	Front Tyre	Slick-Medium	Rear Tyre	Slick-Soft			16	1'21.382	17.952	23.476	18.932	21.022	300.0
		New Tyre	New Tyre				17	1'28.711 *	20.742*	26.345	19.849	21.775	300.0
13	1'47.921	18.995	24.055	19.200	21.333		Fastest Lap: Johann ZARCO Prima Pramac Racing FRA 1'20.702 17.919 23.188 18.794 20.801						
14	1'21.054	17.982	23.363	18.895	20.814	295.0	These data/results cannot be reproduced, stored and/or transmitted in whole or in part by any manner of electronic, mechanical, photocopying, recording, broadcasting or otherwise now known or herein after developed without the previous express consent by the copyright owner, except for reproduction in daily press and regular printed publications on sale to the public within 60 days of the event related to those data/results and always provided that copyright symbol appears together as follows below.						

Fastest Lap: Johann ZARCO Prima Pramac Racing FRA 1'20.702 17.919 23.188 18.794 20.801

These data/results cannot be reproduced, stored and/or transmitted in whole or in part by any manner of electronic, mechanical, photocopying, recording, broadcasting or otherwise now known or herein after developed without the previous express consent by the copyright owner, except for reproduction in daily press and regular printed publications on sale to the public within 60 days of the event related to those data/results and always provided that copyright symbol appears together as follows below.
© DORNA, 2023



Practice Nr. 1

MotoGP

Lap	Lap Time	T1	T2	T3	T4	Speed	Lap	Lap Time	T1	T2	T3	T4	Speed		
9th	49	Fabio DI GIANNANTONI DUCATI ITA Gresini Racing MotoGP						11th	30	Takaaki NAKAGAMI HONDA JPN LCR Honda IDEMITSU					
		Runs=2	Total laps=19	Full laps=16	Valid laps=13				Runs=4	Total laps=15	Full laps=9	Valid laps=8			
Run #	1	Front Tyre	Slick-Medium	Rear Tyre	Slick-Medium		Run #	1	Front Tyre	Slick-Soft	Rear Tyre	Slick-Medium			
			New Tyre		New Tyre					New Tyre		New Tyre			
1	1'43.010	20.407	25.816	20.757	22.580		1	2'04.641	21.950	25.290	20.667	22.351			
2	1'25.066	19.276	24.253	19.797	21.740	281.2	2	1'24.348	19.689	24.119	19.332	21.208	264.7		
3	1'23.787	18.619	24.030	19.532	21.606	291.8	3	1'26.404	21.079	24.607	19.448	21.270	286.4		
4	1'22.798	18.589	23.633	19.300	21.276	292.6	4	1'21.800	18.475	23.396	18.865	21.064	289.5		
5	1'22.474	18.448	23.695	19.152	21.179	291.8	5	1'21.636	18.508	23.336	18.849	20.943	284.9		
6	1'22.047	18.269	23.543	19.196	21.039	292.6	6	1'21.518	18.380	23.319	18.809	21.010	289.5		
7	1'22.194	18.254	23.599	19.243	21.098	293.4	7	1'29.057 P	19.040	24.520	19.820	25.677	287.2		
8	1'33.448 *	22.580*	25.340	23.079	22.449	291.1									
9	1'23.582	18.581	23.828	19.744	21.429	295.0									
10	1'25.776 P	18.235	23.575	19.151	24.815	293.4									
Run #	2	Front Tyre	Slick-Soft	Rear Tyre	Slick-Soft		Run #	2	Front Tyre	Slick-Soft	Rear Tyre	Slick-Medium			
			New Tyre		New Tyre										
11	20'01.439	19.435	24.935	19.898	21.535										
12	1'22.183	18.257	23.721	19.152	21.053	294.2									
13	1'21.621	18.165	23.475	18.993	20.988	291.8									
14	1'21.278	17.966	23.449	18.961	20.902	293.4									
15	1'21.210	17.922	23.347	18.988	20.953	291.8									
16	1'24.195	18.061	23.413	20.874	21.847	292.6									
17	1'27.123 *	18.007	23.400	24.048*	21.668*	295.8									
18	1'21.781	18.001	23.585	19.058	21.137	295.8									
19	1'29.957 *	22.103*	25.620	19.885	22.349	295.0									
Run #	3	Front Tyre	Slick-Soft	Rear Tyre	Slick-Medium		Run #	3	Front Tyre	Slick-Soft	Rear Tyre	Slick-Medium			
9	17'32.778	20.429	24.870	20.059	21.514										
10	1'23.131	18.958	23.851	19.161	21.161	284.9									
11	1'25.835 P	18.496	23.472	19.066	24.801	289.5									
Run #	4	Front Tyre	Slick-Soft	Rear Tyre	Slick-Soft		Run #	4	Front Tyre	Slick-Soft	Rear Tyre	Slick-Soft			
12	2'51.842	24.709	24.705	19.505	21.209										
13	1'21.945 *	18.494	23.454	19.115*	20.882*	290.3									
14	1'21.281	18.315	23.247	18.827	20.892	289.5									
15	1'21.374	18.282	23.395	18.735	20.962	291.8									
10th	72	Marco BEZZECCHI DUCATI ITA Mooney VR46 Racing Team						12th	10	Luca MARINI DUCATI ITA Mooney VR46 Racing Team					
		Runs=3	Total laps=17	Full laps=12	Valid laps=12				Runs=2	Total laps=16	Full laps=13	Valid laps=12			
Run #	1	Front Tyre	Slick-Soft	Rear Tyre	Slick-Medium		Run #	1	Front Tyre	Slick-Soft	Rear Tyre	Slick-Medium			
			New Tyre		New Tyre					New Tyre		New Tyre			
1	1'42.545	20.304	25.863	20.876	22.375		1	1'43.456	20.896	25.387	20.547	22.358			
2	1'36.698	19.202	24.523	30.783	22.190	281.9	2	1'24.886	19.364	24.467	19.741	21.314	277.6		
3	1'23.810	18.722	24.228	19.529	21.331	299.1	3	1'23.349	18.635	23.893	19.465	21.356	288.0		
4	1'22.632	18.289	23.864	19.401	21.078	298.3	4	1'22.605	18.379	23.690	19.402	21.134	292.6		
5	1'22.086	18.251	23.770	19.159	20.906	301.6	5	1'22.258	18.359	23.638	19.205	21.056	295.8		
6	1'21.856	18.087	23.656	19.167	20.946	300.8	6	1'22.063	18.142	23.596	19.280	21.045	297.5		
7	1'21.981	18.094	23.598	19.258	21.031	300.8	7	1'22.074	18.106	23.662	19.265	21.041	296.7		
8	1'22.847	18.334	23.719	19.492	21.302	297.5	8	1'42.127 P	23.297*	25.218	25.281	28.331	291.8		
9	1'22.105	18.123	23.812	19.255	20.915	300.8									
10	1'30.975 P	21.823	24.640	19.719	24.793	299.1									
Run #	2	Front Tyre	Slick-Soft	Rear Tyre	Slick-Medium		Run #	2	Front Tyre	Slick-Soft	Rear Tyre	Slick-Soft			
11	20'16.765	19.256	24.773	19.916	21.815										
12	1'22.933	18.524	24.001	19.196	21.212	295.8									
13	1'25.214 P	18.256	23.885	19.434	23.639	298.3									
Run #	3	Front Tyre	Slick-Soft	Rear Tyre	Slick-Soft		Run #	3	Front Tyre	Slick-Soft	Rear Tyre	Slick-Medium			
14	4'41.187	18.571	23.970	19.392	21.119										
15	1'21.337	18.048	23.480	19.016	20.793	297.5									
16	1'21.213	17.948	23.529	18.952	20.784	299.1									
17	1'21.392	17.982	23.505	18.939	20.966	300.8									

Fastest Lap: Johann ZARCO Prima Pramac Racing FRA **1'20.702** 17.919 23.188 18.794 20.801

These data/results cannot be reproduced, stored and/or transmitted in whole or in part by any manner of electronic, mechanical, photocopying, recording, broadcasting or otherwise now known or herein after developed without the previous express consent by the copyright owner, except for reproduction in daily press and regular printed publications on sale to the public within 60 days of the event related to those data/results and always provided that copyright symbol appears together as follows below.
© DORNA, 2023

Official MotoGP Timing by TISSOT
www.motogp.com

Sachsenring, Friday, June 16, 2023

Page 3 of 5



Practice Nr. 1

MotoGP

Lap	Lap Time	T1	T2	T3	T4	Speed	Lap	Lap Time	T1	T2	T3	T4	Speed		
13th	12	Maverick VIÑALES					APRILIA	SPA	17	1'23.115 *	17.996	23.404	19.890*	21.825*	298.3
		Aprilia Racing							18	1'21.454	17.930	23.433	19.205	20.886	298.3
		Runs=4 Total laps=18 Full laps=11 Valid laps=9							19	1'21.398	17.834	23.373	19.220	20.971	298.3
Run #	1	Front Tyre	Slick-Soft	Rear Tyre	Slick-Medium	Speed									
		New Tyre		New Tyre											
1	2'22.248	20.079	25.354	20.139	22.110										
2	1'23.764	18.728	24.062	19.599	21.375	289.5									
3	1'22.545	18.513	23.736	19.228	21.068	286.4									
4	1'21.981	18.322	23.599	19.041	21.019	295.0									
5	1'21.730	18.024	23.629	19.015	21.062	298.3									
6	1'21.976	18.088	23.649	19.123	21.116	298.3									
7	1'28.339 P	18.571*	24.268	19.796	25.704	296.7									
Run #	2	Front Tyre	Slick-Medium	Rear Tyre	Slick-Medium	Speed									
		New Tyre		New Tyre											
8	15'31.742	22.655	34.301	29.330	29.954										
9	1'56.068	24.839	34.609	27.470	29.150	216.0									
10	1'58.176 P	24.366	33.757	27.134	32.919	230.2									
Run #	3	Front Tyre	Slick-Soft	Rear Tyre	Slick-Medium	Speed									
		7 Laps at start		7 Laps at start											
11	5'26.661	19.410	25.276	20.211	21.904										
12	1'24.089	18.880	24.414	19.443	21.352	293.4									
13	1'27.082 P	18.341	23.968	19.471	25.302	295.0									
Run #	4	Front Tyre	Slick-Soft	Rear Tyre	Slick-Soft	Speed									
		New Tyre		New Tyre											
14	1'49.094	18.464	24.007	19.711	21.161										
15	1'21.791	18.162	23.617	19.028	20.984	298.3									
16	1'22.638 *	17.869	23.524	19.585*	21.660*	297.5									
17	1'21.369	17.918	23.490	18.983	20.978	299.1									
18	1'27.088 *	20.264*	25.409	19.768	21.647	295.8									
14th	43	Jack MILLER					KTM	AUS							
		Red Bull KTM Factory Racing													
		Runs=3 Total laps=19 Full laps=14 Valid laps=13													
Run #	1	Front Tyre	Slick-Medium	Rear Tyre	Slick-Medium	Speed									
		New Tyre		New Tyre											
1	1'50.995	21.504	25.453	20.492	22.675										
2	1'25.639	19.607	24.512	19.873	21.647	282.7									
3	1'23.266	18.474	23.895	19.559	21.338	293.4									
4	1'22.932	18.238	23.749	19.445	21.500	298.3									
5	1'22.260	18.254	23.626	19.259	21.121	295.8									
6	1'21.971	18.031	23.524	19.323	21.093	297.5									
7	1'25.076	18.144	25.454	19.876	21.602	299.1									
8	1'25.009	18.331	25.035	19.815	21.828	298.3									
9	1'22.609	18.033	23.599	19.422	21.555	299.1									
10	1'27.647 P	18.099	24.522	19.840	25.186	300.0									
Run #	2	Front Tyre	Slick-Medium	Rear Tyre	Slick-Medium	Speed									
		10 Laps at start		10 Laps at start											
11	15'13.560	21.374	25.286	20.804	22.033										
12	1'25.145	18.815	24.538	20.136	21.656	296.7									
13	1'23.942	18.537	24.135	19.939	21.331	296.7									
14	1'23.140	18.329	23.799	19.685	21.327	296.7									
15	1'29.316 P	19.601	25.416	19.693	24.606	297.5									
Run #	3	Front Tyre	Slick-Soft	Rear Tyre	Slick-Soft	Speed									
		New Tyre		New Tyre											
16	5'38.273	22.159	25.278	20.032	21.502										
15th	88	Miguel OLIVEIRA					APRILIA	POR							
		CryptoDATA RNF MotoGP Team													
		Runs=3 Total laps=16 Full laps=11 Valid laps=10													
Run #	1	Front Tyre	Slick-Soft	Rear Tyre	Slick-Medium	Speed									
		New Tyre		New Tyre											
1	2'07.964	21.150	25.386	20.475	21.875										
2	1'26.951	20.866	25.194	19.663	21.228	266.0									
3	1'23.031	18.757	23.987	19.126	21.161	276.2									
4	1'22.467	18.492	23.947	19.212	20.816	288.0									
5	1'29.374	18.360	23.854	25.856	21.304	291.1									
6	1'21.882	18.331	23.730	19.021	20.800	295.8									
7	1'24.156	18.440	24.461	19.809	21.446	290.3									
8	1'22.059	18.417	23.713	19.095	20.834	292.6									
9	1'21.794	18.209	23.672	19.042	20.871	294.2									
10	1'29.773 P	19.424	25.177	19.997	25.175	295.8									
Run #	2	Front Tyre	Slick-Soft	Rear Tyre	Slick-Medium	Speed									
		10 Laps at start		10 Laps at start											
11	20'34.098	20.184	24.877	20.134	21.753										
12	1'23.858	18.912	24.325	19.534	21.087	284.9									
13	1'26.562 P	18.381	24.094	19.371	24.716	294.2									
Run #	3	Front Tyre	Slick-Soft	Rear Tyre	Slick-Soft	Speed									
		New Tyre		New Tyre											
14	4'42.111 *	20.686	24.239	19.668*	21.141*										
15	1'21.435	18.235	23.557	18.941	20.702	295.0									
16	1'21.865 *	18.275*	23.507	19.157	20.926	293.4									
16th	25	Raul FERNANDEZ					APRILIA	SPA							
		CryptoDATA RNF MotoGP Team													
		Runs=2 Total laps=17 Full laps=14 Valid laps=11													
Run #	1	Front Tyre	Slick-Medium	Rear Tyre	Slick-Medium	Speed									
		New Tyre		New Tyre											
1	2'17.947	19.862	25.202	20.362	22.076										
2	1'24.435	18.737	24.281	19.721	21.696	291.8									
3	1'23.474	18.556	24.023	19.572	21.323	293.4									
4	1'22.647	18.326	23.778	19.373	21.170	294.2									
5	1'22.364	18.291	23.661	19.319	21.093	297.5									
6	1'22.502	18.412	23.664	19.330	21.096	293.4									
7	1'25.385 *	19.673*	24.238	19.850	21.624	293.4									
8	1'22.696	18.339	23.833	19.412	21.112	293.4									
9	1'22.870	18.399	23.980	19.353	21.138	291.1									
10	1'29.914 P	19.169	25.013	20.147	25.585	291.8									
Run #	2	Front Tyre	Slick-Soft	Rear Tyre	Slick-Soft	Speed									
		New Tyre		New Tyre											
11	22'29.065	19.910	24.350	19.668	21.484										
12	1'23.304	18.881	23.775	19.544	21.104	294.2									
13	1'21.674	18.211	23.527	18.984	20.952	294.2									
14	1'22.071	18.063	23.650	19.151	21.207	295.8									
15	1'22.113 *	18.165	23.561	19.306*	21.081*	297.5									
16	1'27.035	22.239	24.356	19.242	21.198	298.3									
17	1'26.061 *	19.539*	25.182	19.677	21.663	292.6									

Fastest Lap: Johann ZARCO Prima Pramac Racing FRA **1'20.702** 17.919 23.188 18.794 20.801

These data/results cannot be reproduced, stored and/or transmitted in whole or in part by any manner of electronic, mechanical, photocopying, recording, broadcasting or otherwise now known or herein after developed without the previous express consent by the copyright owner, except for reproduction in daily press and regular printed publications on sale to the public within 60 days of the event related to those data/results and always provided that copyright symbol appears together as follows below.
© DORNA, 2023



Practice Nr. 1

MotoGP

Lap	Lap Time	T1	T2	T3	T4	Speed	Lap	Lap Time	T1	T2	T3	T4	Speed	
17th	23	Enea BASTIANINI DUCATI ITA Ducati Lenovo Team						19th	37	Augusto FERNANDEZ KTM SPA GASGAS Factory Racing Tech3				
Runs=4 Total laps=17 Full laps=10 Valid laps=9							Runs=3 Total laps=18 Full laps=13 Valid laps=11							
Run #	1	Front Tyre	Slick-Soft	Rear Tyre	Slick-Medium		Run #	1	Front Tyre	Slick-Medium	Rear Tyre	Slick-Medium		
		New Tyre		New Tyre					New Tyre		New Tyre			
1	2'05.966	21.947	26.102	20.697	22.081		1	1'45.361	21.321	25.722	20.716	22.656		
2	1'24.443	18.991	24.334	19.695	21.423	283.4	2	1'25.129	19.242	24.273	19.742	21.872	256.5	
3	1'25.843	19.368	25.503	19.596	21.376	287.2	3	1'23.512	18.835	23.796	19.438	21.443	279.7	
4	1'22.378	18.285	23.793	19.210	21.090	295.8	4	1'22.879	18.495	23.686	19.320	21.378	283.4	
5	1'29.632 P	20.429	24.473	19.413	25.317	283.4	5	1'22.316	18.437	23.577	19.170	21.132	287.2	
Run #	2	Front Tyre	Slick-Soft	Rear Tyre	Slick-Medium		Run #	6	Front Tyre	Slick-Medium	Rear Tyre	Slick-Medium		
		5 Laps at start		5 Laps at start					18.244	23.553	19.184	21.191	295.0	
6	6'34.460	20.495	24.678	19.598	21.340		7	1'22.738	18.235	23.651	19.430	21.422	294.2	
7	1'22.953	18.530	23.881	19.374	21.168	291.1	8	1'28.056 *	19.247*	26.159	20.702	21.948	286.4	
8	1'22.358	18.229	23.682	19.210	21.237	299.1	9	1'23.480	18.389	24.594	19.367	21.130	293.4	
9	1'27.250 P	18.169	23.856	19.272	25.953	296.7	10	1'22.329	18.344	23.652	19.194	21.139	289.5	
Run #	3	Front Tyre	Slick-Soft	Rear Tyre	Slick-Medium		Run #	11	Front Tyre	Slick-Medium	Rear Tyre	Slick-Medium		
		9 Laps at start		9 Laps at start					18.263	23.999	19.975	26.685	291.8	
10	16'28.157	19.338	24.644	19.583	21.242		12	20'44.118	22.256	24.994	20.658	22.646		
11	1'22.396	18.263	23.804	19.338	20.991	295.8	13	1'26.518	20.112	24.538	20.142	21.726	257.7	
12	1'21.827	18.051	23.651	19.227	20.898	298.3	14	1'23.488	18.687	23.951	19.539	21.311	292.6	
13	1'21.730	18.010	23.568	19.169	20.983	299.1	15	1'22.454	18.291	23.697	19.366	21.100	294.2	
14	1'25.254 P	18.008	23.910	19.365	23.971	298.3	16	1'25.601 P	18.251	23.641	19.313	24.396	293.4	
Run #	4	Front Tyre	Slick-Soft	Rear Tyre	Slick-Soft		Run #	3	Front Tyre	Slick-Medium	Rear Tyre	Slick-Medium		
		14 Laps at start		New Tyre					16 Laps at start		16 Laps at start			
15	2'20.289 *	19.874	24.112	19.454*	20.929*		17	1'58.077	20.217	24.113	19.516	21.459		
16	1'23.263	17.887	23.396	19.478	22.502	300.8	18	1'23.037 *	18.525*	23.943	19.378	21.191	292.6	
17	1'21.737 *	18.021*	23.581	18.947	21.188	298.3								
18th	21	Franco MORBIDELLI YAMAHA ITA Monster Energy Yamaha MotoGP						20th	94	Jonas FOLGER KTM GER GASGAS Factory Racing Tech3				
Runs=3 Total laps=15 Full laps=10 Valid laps=9							Runs=2 Total laps=16 Full laps=13 Valid laps=12							
Run #	1	Front Tyre	Slick-Soft	Rear Tyre	Slick-Medium		Run #	1	Front Tyre	Slick-Soft	Rear Tyre	Slick-Medium		
		New Tyre		New Tyre					New Tyre		New Tyre			
1	1'44.684	23.160	26.001	20.626	22.412		1	2'04.226	22.068	26.649	21.673	23.207		
2	1'23.930	18.884	24.083	19.630	21.333	289.5	2	1'28.037	19.976	25.589	20.246	22.226	261.5	
3	1'23.337	18.550	23.873	19.478	21.436	286.4	3	1'25.837	19.236	24.813	19.885	21.903	282.7	
4	1'22.477 *	18.293	23.726	19.318	21.140*	291.8	4	1'24.475	19.006	24.314	19.749	21.406	276.9	
5	1'22.284	18.380	23.694	19.121	21.089	294.2	5	1'24.125	18.872	24.203	19.690	21.360	288.0	
6	1'22.076	18.209	23.617	19.162	21.088	291.8	6	1'24.110	18.694	24.542	19.605	21.269	289.5	
7	1'28.135	18.239	27.444	20.753	21.699	292.6	7	1'23.535	18.700	24.074	19.516	21.245	291.8	
8	1'27.069	19.279	26.348	19.955	21.487	284.2	8	1'28.426	21.191	26.016	19.800	21.419	291.1	
9	1'24.210	18.352	24.318	20.244	21.296	291.1	9	1'29.933 P	20.017	24.909	19.679	25.328	288.0	
10	1'22.337	18.250	23.622	19.163	21.302	295.0	Run #	2	Front Tyre	Slick-Soft	Rear Tyre	Slick-Soft		
11	1'22.244	18.219	23.635	19.212	21.178	294.2			9 Laps at start		New Tyre			
12	1'41.241 P	22.909	27.291	22.182	28.859	282.7	10	23'19.464	21.229	27.086	20.799	23.914		
Run #	2	Front Tyre	Slick-Medium	Rear Tyre	Slick-Medium		11	1'25.486	19.444	24.690	19.930	21.422	274.1	
		New Tyre		12 Laps at start			12	1'23.145	18.667	23.817	19.412	21.249	291.1	
13	17'13.111	19.648	24.951	20.056	21.589		13	1'22.836	18.545	23.831	19.345	21.115	293.4	
14	1'25.879 P	18.434	23.772	19.398	24.275	294.2	14	1'22.883 *	18.447	23.755	19.486*	21.195*	291.8	
Run #	3	Front Tyre	Slick-Medium	Rear Tyre	Slick-Soft		15	1'22.818	18.498	23.793	19.373	21.154	290.3	
		2 Laps at start		New Tyre			16	1'23.527	18.556	24.037	19.695	21.239	288.7	
15	4'46.723 unfinished	19.689	23.997	19.758	21.140									
		18.096	23.428		297.5									

Fastest Lap: Johann ZARCO Prima Pramac Racing FRA **1'20.702** 17.919 23.188 18.794 20.801

These data/results cannot be reproduced, stored and/or transmitted in whole or in part by any manner of electronic, mechanical, photocopying, recording, broadcasting or otherwise now known or herein after developed without the previous express consent by the copyright owner, except for reproduction in daily press and regular printed publications on sale to the public within 60 days of the event related to those data/results and always provided that copyright symbol appears together as follows below.
© DORNA, 2023


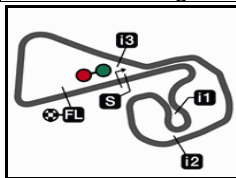
Official MotoGP Timing by **TISSOT**
www.motogp.com

Sachsenring, Friday, June 16, 2023

Page 5 of 5



Sachsenring

Results and timing service provided by  TISSOT

3671 m.

LIQUI MOLY MOTORRAD GRAND PRIX DEUTSCHLAND

Practice Nr. 1

Best Partial Times

MotoGP™

IT Ideal Lap Time, sum of the best partial times

BT Best Lap Time

T1		T2		T3		T4				IT	BT	
Pos	Rider	Time	Rider	Time	Rider	Time	Rider	Time	Pos	Rider	IT	BT
1	F.QUARTARARO	17.791	J.ZARCO	23.053	A.ESPARGARO	18.709	M.OLIVEIRA	20.702	1	J.ZARCO	1'20.550	1'20.702 (1)
2	M.MARQUEZ	17.804	M.MARQUEZ	23.231	T.NAKAGAMI	18.735	A.ESPARGARO	20.728	2	F.QUARTARAR	1'20.765	1'21.054 (6)
3	J.MILLER	17.834	T.NAKAGAMI	23.247	J.MARTIN	18.781	F.BAGNAIA	20.759	3	M.MARQUEZ	1'20.799	1'20.854 (2)
4	M.VIÑALES	17.869	F.QUARTARARO	23.265	J.ZARCO	18.787	J.MARTIN	20.783	4	A.ESPARGAR	1'20.817	1'20.897 (3)
5	E.BASTIANINI	17.887	L.MARINI	23.295	A.MARQUEZ	18.856	M.BEZZECCHI	20.784	5	A.MARQUEZ	1'20.861	1'20.955 (4)
6	J.ZARCO	17.909	A.MARQUEZ	23.300	F.BAGNAIA	18.869	A.MARQUEZ	20.784	6	J.MARTIN	1'20.968	1'21.032 (5)
7	L.MARINI	17.910	B.BINDER	23.313	F.QUARTARARO	18.895	M.MARQUEZ	20.786	7	F.BAGNAIA	1'21.021	1'21.117 (8)
8	B.BINDER	17.919	F.DI GIANNANTO	23.347	B.BINDER	18.935	J.ZARCO	20.801	8	B.BINDER	1'21.059	1'21.099 (7)
9	A.MARQUEZ	17.921	A.ESPARGARO	23.349	M.BEZZECCHI	18.939	F.QUARTARARO	20.814	9	L.MARINI	1'21.125	1'21.335 (12)
10	F.DI GIANNANTO	17.922	J.MILLER	23.373	M.OLIVEIRA	18.941	J.MILLER	20.886	10	E.BASTIANINI	1'21.128	1'21.730 (17)
11	M.BEZZECCHI	17.948	J.MARTIN	23.390	E.BASTIANINI	18.947	T.NAKAGAMI	20.892	11	F.DI GIANNAN	1'21.132	1'21.210 (9)
12	F.BAGNAIA	17.952	E.BASTIANINI	23.396	F.DI GIANNANTO	18.961	B.BINDER	20.892	12	M.BEZZECCHI	1'21.151	1'21.213 (10)
13	J.MARTIN	18.014	F.MORBIDELLI	23.428	M.MARQUEZ	18.978	L.MARINI	20.894	13	T.NAKAGAMI	1'21.156	1'21.281 (11)
14	A.ESPARGARO	18.031	F.BAGNAIA	23.441	M.VIÑALES	18.983	E.BASTIANINI	20.898	14	J.MILLER	1'21.298	1'21.398 (14)
15	R.FERNANDEZ	18.063	M.BEZZECCHI	23.480	R.FERNANDEZ	18.984	F.DI GIANNANTO	20.902	15	M.VIÑALES	1'21.320	1'21.369 (13)
16	F.MORBIDELLI	18.096	M.VIÑALES	23.490	L.MARINI	19.026	R.FERNANDEZ	20.952	16	M.OLIVEIRA	1'21.359	1'21.435 (15)
17	M.OLIVEIRA	18.209	M.OLIVEIRA	23.507	F.MORBIDELLI	19.121	M.VIÑALES	20.978	17	R.FERNANDEZ	1'21.526	1'21.674 (16)
18	A.FERNANDEZ	18.235	R.FERNANDEZ	23.527	A.FERNANDEZ	19.170	F.MORBIDELLI	21.088	18	F.MORBIDELLI	1'21.733	1'22.076 (18)
19	T.NAKAGAMI	18.282	A.FERNANDEZ	23.553	J.MILLER	19.205	A.FERNANDEZ	21.100	19	A.FERNANDEZ	1'22.058	1'22.172 (19)
20	J.FOLGER	18.447	J.FOLGER	23.755	J.FOLGER	19.345	J.FOLGER	21.115	20	J.FOLGER	1'22.662	1'22.818 (20)


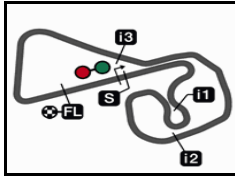
These data/results cannot be reproduced, stored and/or transmitted in whole or in part by any manner of electronic, mechanical, photocopying, recording, broadcasting or otherwise now known or herein after developed without the previous express consent by the copyright owner, except for reproduction in daily press and regular printed publications on sale to the public within 60 days of the event related to those data/results and always provided that copyright symbol appears together as follows below.

© DORNA, 2023

Official MotoGP Timing by TISSOT
www.motogp.com



Sachsenring

Results and timing service provided by **MotoGP™****LIQUI MOLY MOTORRAD GRAND PRIX DEUTSCHLAND****Practice Nr. 1****Fastest Laps Sequence***Practice Time**Rider**Nation**Motorcycle**Time**Km/h**Rider's Lap*

3'07.135	73 Alex MARQUEZ	SPA	DUCATI	1'25.297	154.9	2
3'08.076	49 Fabio DI GIANNANTONI	ITA	DUCATI	1'25.066	155.3	2
3'08.342	10 Luca MARINI	ITA	DUCATI	1'24.886	155.6	2
3'08.614	21 Franco MORBIDELLI	ITA	YAMAHA	1'23.930	157.4	2
3'32.970	89 Jorge MARTIN	SPA	DUCATI	1'23.662	157.9	2
3'45.883	5 Johann ZARCO	FRA	DUCATI	1'23.235	158.7	2
4'33.642	33 Brad BINDER	RSA	KTM	1'22.995	159.2	3
4'38.060	93 Marc MARQUEZ	SPA	HONDA	1'22.634	159.9	3
5'08.341	5 Johann ZARCO	FRA	DUCATI	1'22.458	160.2	3
5'53.004	73 Alex MARQUEZ	SPA	DUCATI	1'22.410	160.3	4
6'17.193	30 Takaaki NAKAGAMI	JPN	HONDA	1'21.800	161.5	4
7'38.829	30 Takaaki NAKAGAMI	JPN	HONDA	1'21.636	161.8	5
7'47.519	89 Jorge MARTIN	SPA	DUCATI	1'21.596	161.9	5
8'46.234	93 Marc MARQUEZ	SPA	HONDA	1'21.574	162.0	6
9'00.347	30 Takaaki NAKAGAMI	JPN	HONDA	1'21.518	162.1	6
9'08.952	89 Jorge MARTIN	SPA	DUCATI	1'21.433	162.2	6
37'28.148	41 Aleix ESPARGARO	SPA	APRILIA	1'21.431	162.2	8
38'30.703	49 Fabio DI GIANNANTONI	ITA	DUCATI	1'21.278	162.5	14
38'39.431	1 Francesco BAGNAIA	ITA	DUCATI	1'21.117	162.9	12
38'49.082	41 Aleix ESPARGARO	SPA	APRILIA	1'20.934	163.2	9
41'37.800	41 Aleix ESPARGARO	SPA	APRILIA	1'20.897	163.3	11
41'49.368	93 Marc MARQUEZ	SPA	HONDA	1'20.854	163.4	13
43'46.752	5 Johann ZARCO	FRA	DUCATI	1'20.702	163.7	14

These data/results cannot be reproduced, stored and/or transmitted in whole or in part by any manner of electronic, mechanical, photocopying, recording, broadcasting or otherwise now known or herein after developed without the previous express consent by the copyright owner, except for reproduction in daily press and regular printed publications on sale to the public within 60 days of the event related to those data/results and always provided that copyright symbol appears together as follows below.

© DORNA, 2023

Official MotoGP Timing by TISSOT
www.motogp.com

Sachsenring, Friday, June 16, 2023

