


4657 m.

GRAN PREMI MONSTER ENERGY DE CATALUNYA

Practice Nr. 3

Classification

10

	Rider	Nation	Team	Motorcycle	Time	Lap Total	Gap	Top Speed
1	95 Collin VEIJER	NED	Liqui Moly Husqvarna Intact GP	HUSQVARNA	1'48.003	12 13		242.6
2	5 Jaume MASIA	SPA	Leopard Racing	HONDA	1'48.301	11 12	0.298 0.298	250.0
3	82 Stefano NEPA	ITA	Angeluss MTA Team	KTM	1'48.369	12 13	0.366 0.068	245.4
4	99 José Antonio RUEDA	SPA	Red Bull KTM Ajo	KTM	1'48.565	11 12	0.562 0.196	243.7
5	71 Ayumu SASAKI	JPN	Liqui Moly Husqvarna Intact GP	HUSQVARNA	1'48.663	6 10	0.660 0.098	242.6
6	27 Kaito TOBA	JPN	SIC58 Squadra Corse	HONDA	1'48.819	11 12	0.816 0.156	244.8
7	7 Filippo FARIOLI	ITA	Red Bull KTM Tech3	KTM	1'48.871	11 12	0.868 0.052	244.3
8	24 Tatsuki SUZUKI	JPN	Leopard Racing	HONDA	1'48.954	11 12	0.951 0.083	248.8
9	54 Riccardo ROSSI	ITA	SIC58 Squadra Corse	HONDA	1'49.122	10 10	1.119 0.168	243.7
10	55 Romano FENATI	ITA	Rivacold Snipers Team	HONDA	1'49.166	12 12	1.163 0.044	243.7
11	53 Deniz ÖNCÜ	TUR	Red Bull KTM Ajo	KTM	1'49.183	11 12	1.180 0.017	241.0
12	48 Ivan ORTOLÁ	SPA	Angeluss MTA Team	KTM	1'49.195	11 11	1.192 0.012	248.8
13	66 Joel KELSO	AUS	CFMOTO Racing PruestelGP	CFMOTO	1'49.202	10 12	1.199 0.007	244.3
14	43 Xavier ARTIGAS	SPA	CFMOTO Racing PruestelGP	CFMOTO	1'49.637	9 11	1.634 0.435	242.1
15	38 David SALVADOR	SPA	CIP Green Power	KTM	1'49.656	9 10	1.653 0.019	246.0
16	44 David MUÑOZ	SPA	BOE Motorsports	KTM	1'49.714	3 10	1.711 0.058	245.4
17	64 Mario AJI	INA	Honda Team Asia	HONDA	1'49.797	5 11	1.794 0.083	241.6
18	92 David ALMANSA	SPA	Finetwork Intact GP	HUSQVARNA	1'49.930	7 12	1.927 0.133	241.6
19	96 Daniel HOLGADO	SPA	Red Bull KTM Tech3	KTM	1'50.092	6 11	2.089 0.162	249.4
20	70 Joshua WHATLEY	GBR	VisionTrack Racing Team	HONDA	1'50.277	10 11	2.274 0.185	244.8
21	22 Ana CARRASCO	SPA	BOE Motorsports	KTM	1'50.286	10 11	2.283 0.009	240.0
22	33 Tatchakorn BUASRI	THA	Honda Team Asia	HONDA	1'50.358	4 11	2.355 0.072	242.6
23	6 Ryusei YAMANAKA	JPN	Gaviota GASGAS Aspar Team	GASGAS	1'50.427	6 11	2.424 0.069	246.5
24	18 Matteo BERTELLE	ITA	Rivacold Snipers Team	HONDA	1'50.564	6 12	2.561 0.137	245.4
25	10 Diogo MOREIRA	BRA	MT Helmets - MSI	KTM	1'50.573	3 11	2.570 0.009	243.7
26	72 Taiyo FURUSATO	JPN	Honda Team Asia	HONDA	1'50.775	5 11	2.772 0.202	246.0
27	20 Lorenzo FELLON	FRA	CIP Green Power	KTM	1'50.914	4 9	2.911 0.139	246.0
28	19 Scott OGDEN	GBR	VisionTrack Racing Team	HONDA	1'51.022	5 11	3.019 0.108	246.0
29	63 Syarifuddin AZMAN	MAL	MT Helmets - MSI	KTM	1'51.192	6 11	3.189 0.170	244.3
30	80 David ALONSO	COL	Gaviota GASGAS Aspar Team	GASGAS	1'51.291	5 13	3.288 0.099	238.4

Practice condition: Dry

Air: 23°

Humidity: 70%

Ground: 25°

Fastest Lap:	Lap: 12	Collin VEIJER	1'48.003	155.2 Km/h
Best Race Lap:	2021	Darryn BINDER	1'48.209	154.9 Km/h
All Time Lap Record:	2021	Gabriel RODRIGO	1'47.597	155.8 Km/h

The results are provisional until the end of the limit for protest and appeals.

Time limit for protest expires 30' after publication of the results - Time:

These data/results cannot be reproduced, stored and/or transmitted in whole or in part by any manner of electronic, mechanical, photocopying, recording, broadcasting or otherwise now known or herein after developed without the previous express consent by the copyright owner, except for reproduction in daily press and regular printed publications on sale to the public within 60 days of the event related to those data/results and always provided that copyright symbol appears together as follows below.

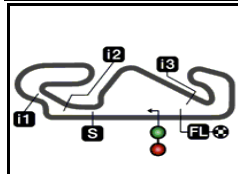
© DORNA, 2023

Official MotoGP Timing by TISSOT
www.motogp.com

Barcelona, Saturday, September 02, 2023

moto3






4657 m.

GRAN PREMI MONSTER ENERGY DE CATALUNYA

Practice Nr. 3

Combined Practice Times

11

	Rider	Nation	Team	MOTORCYCLE	P1	P2	P3	Gap				
1	95 C.VEIJER	NED	Liqui Moly Husqvarna Intact GP	HUSQVARNA	1'49.030	12	1'48.916	12	1'48.003	12		
2	5 J.MASIA	SPA	Leopard Racing	HONDA	1'48.300	13	1'49.210	14	1'48.301	11	0.297	0.297
3	82 S.NEPA	ITA	Angeluss MTA Team	KTM	1'49.295	12	1'49.321	14	1'48.369	12	0.366	0.069
4	99 J.RUEDA	SPA	Red Bull KTM Ajo	KTM	1'49.806	13	1'49.273	13	1'48.565	11	0.562	0.196
5	71 A.SASAKI	JPN	Liqui Moly Husqvarna Intact GP	HUSQVARNA	1'49.600	14	1'49.296	8	1'48.663	6	0.660	0.098
6	48 I.ORTOLÁ	SPA	Angeluss MTA Team	KTM	1'49.280	15	1'48.702	14	1'49.195	11	0.699	0.039
7	27 K.TOBA	JPN	SIC58 Squadra Corse	HONDA	1'51.117	6	1'50.486	6	1'48.819	11	0.816	0.117
8	7 F.FARIOLI	ITA	Red Bull KTM Tech3	KTM	1'49.919	11	1'49.907	11	1'48.871	11	0.868	0.052
9	24 T.SUZUKI	JPN	Leopard Racing	HONDA	1'49.015	14	1'49.024	12	1'48.954	11	0.951	0.083
10	53 D.ÖNCÜ	TUR	Red Bull KTM Ajo	KTM	1'48.956	13	1'49.436	13	1'49.183	11	0.953	0.002
11	18 M.BERTELLE	ITA	Rivacold Snipers Team	HONDA	1'49.012	14	1'50.043	14	1'50.564	6	1.009	0.056
12	54 R.ROSSI	ITA	SIC58 Squadra Corse	HONDA	1'49.273	14	1'49.042	14	1'49.122	10	1.039	0.030
13	80 D.ALONSO	COL	Gaviota GASGAS Aspar Team	GASGAS	1'49.813	14	1'49.107	13	1'51.291	5	1.104	0.065
14	55 R.FENATI	ITA	Rivacold Snipers Team	HONDA	1'49.281	12	1'50.229	12	1'49.166	12	1.163	0.059
15	96 D.HOLGADO	SPA	Red Bull KTM Tech3	KTM	1'49.361	13	1'49.171	13	1'50.092	6	1.168	0.005
16	66 J.KELSO	AUS	CFMOTO Racing PruestelGP	CFMOTO	1'49.750	11	1'49.596	9	1'49.202	10	1.199	0.031
17	72 T.FURUSATO	JPN	Honda Team Asia	HONDA	1'49.712	14	1'49.292	13	1'50.775	5	1.289	0.090
18	19 S.OGDEN	GBR	VisionTrack Racing Team	HONDA	1'49.878	11	1'49.373	12	1'51.022	5	1.370	0.081
19	64 M.AJI	INA	Honda Team Asia	HONDA	1'50.782	12	1'49.374	11	1'49.797	5	1.371	0.001
20	10 D.MOREIRA	BRA	MT Helmets - MSI	KTM	1'50.001	11	1'49.514	11	1'50.573	3	1.511	0.140
21	6 R.YAMANAKA	JPN	Gaviota GASGAS Aspar Team	GASGAS	1'49.546	13	1'49.937	10	1'50.427	6	1.543	0.032
22	43 X.ARTIGAS	SPA	CFMOTO Racing PruestelGP	CFMOTO	1'50.718	12	1'50.375	14	1'49.637	9	1.634	0.091
23	38 D.SALVADOR	SPA	CIP Green Power	KTM	1'50.178	15	1'49.805	12	1'49.656	9	1.653	0.019
24	44 D.MUÑOZ	SPA	BOE Motorsports	KTM	1'50.195	11	1'49.737	13	1'49.714	3	1.711	0.058
25	63 S.AZMAN	MAL	MT Helmets - MSI	KTM	1'50.412	11	1'49.755	12	1'51.192	6	1.752	0.041
26	92 D.ALMANSA	SPA	Finetwork Intact GP	HUSQVARNA	1'50.053	14	1'50.339	11	1'49.930	7	1.927	0.175
27	22 A.CARRASCO	SPA	BOE Motorsports	KTM	1'51.264	11	1'50.164	13	1'50.286	10	2.161	0.234
28	70 J.WHATLEY	GBR	VisionTrack Racing Team	HONDA	1'51.350	6	1'50.207	15	1'50.277	10	2.204	0.043
29	33 T.BUASRI	THA	Honda Team Asia	HONDA	1'51.034	13	1'50.389	10	1'50.358	4	2.355	0.151
30	20 L.FELLON	FRA	CIP Green Power	KTM	1'50.883	14	1'50.437	12	1'50.914	4	2.434	0.079

Pole Position Record:	2021	Gabriel RODRIGO	1'47.597	155.8 Km/h
Best Race Lap:	2021	Darryn BINDER	1'48.209	154.9 Km/h
All Time Lap Record:	2021	Gabriel RODRIGO	1'47.597	155.8 Km/h

The results are provisional until the end of the limit for protest and appeals.

Time limit for protest expires 60' after publication of the results - Time:

These data/results cannot be reproduced, stored and/or transmitted in whole or in part by any manner of electronic, mechanical, photocopying, recording, broadcasting or otherwise now known or herein after developed without the previous express consent by the copyright owner, except for reproduction in daily press and regular printed publications on sale to the public within 60 days of the event related to those data/results and always provided that copyright symbol appears together as follows below.

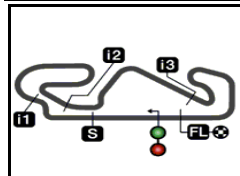
© DORNA, 2023

Official MotoGP Timing by TISSOT
www.motogp.com

Barcelona, Saturday, September 02, 2023







4657 m.

GRAN PREMI MONSTER ENERGY DE CATALUNYA

Practice Nr. 3

Top Speed & Average

12



Rider	Nation	Motorcycle	Top 5 speeds					Average	Top
5 Jaume MASIA	SPA	HONDA	250.0	244.8	244.3	243.2	243.2	245.1	250.0
96 Daniel HOLGADO	SPA	KTM	249.4	243.7	242.1	240.5	238.4	242.1	249.4
24 Tatsuki SUZUKI	JPN	HONDA	248.8	245.4	244.8	244.8	244.8	245.7	248.8
48 Ivan ORTOLÁ	SPA	KTM	248.8	248.8	238.4	238.4	237.8	242.4	248.8
6 Ryusei YAMANAKA	JPN	GASGAS	246.5	246.5	245.4	238.4	236.3	242.6	246.5
19 Scott OGDEN	GBR	HONDA	246.0	244.8	242.6	242.6	242.1	243.4	246.0
20 Lorenzo FELLON	FRA	KTM	246.0	246.0	244.3	239.4	239.4	243.0	246.0
38 David SALVADOR	SPA	KTM	246.0	244.8	244.8	243.7	243.2	244.3	246.0
72 Taiyo FURUSATO	JPN	HONDA	246.0	242.1	240.0	239.4	239.4	241.4	246.0
18 Matteo BERTELLE	ITA	HONDA	245.4	244.3	243.7	240.5	240.5	242.9	245.4
44 David MUÑOZ	SPA	KTM	245.4	245.4	243.7	243.7	242.6	244.2	245.4
82 Stefano NEPA	ITA	KTM	245.4	245.4	244.3	243.7	241.0	243.5	245.4
27 Kaito TOBA	JPN	HONDA	244.8	244.8	244.3	243.7	243.2	244.2	244.8
70 Joshua WHATLEY	GBR	HONDA	244.8	242.6	240.5	240.5	240.0	241.4	244.8
7 Filippo FARIOLI	ITA	KTM	244.3	242.1	236.3	236.3	235.2	238.8	244.3
63 Syarifuddin AZMAN	MAL	KTM	244.3	244.3	242.6	241.6	241.0	242.5	244.3
66 Joel KELSO	AUS	CFMOTO	244.3	243.7	243.7	243.7	241.6	243.4	244.3
10 Diogo MOREIRA	BRA	KTM	243.7	242.6	242.6	242.6	242.1	242.7	243.7
54 Riccardo ROSSI	ITA	HONDA	243.7	243.2	243.2	242.6	241.6	242.9	243.7
55 Romano FENATI	ITA	HONDA	243.7	238.9	237.8	237.3	236.3	238.8	243.7
99 José Antonio RUEDA	SPA	KTM	243.7	243.7	242.1	241.6	241.6	242.5	243.7
33 Tatchakorn BUASRI	THA	HONDA	242.6	241.6	241.6	241.6	241.0	241.7	242.6
71 Ayumu SAKAI	JPN	HUSQVARNA	242.6	241.0	241.0	240.5	240.5	241.1	242.6
95 Collin VEIJER	NED	HUSQVARNA	242.6	242.1	241.6	241.0	240.0	241.5	242.6
43 Xavier ARTIGAS	SPA	CFMOTO	242.1	242.1	241.6	241.0	240.5	241.5	242.1
64 Mario AJI	INA	HONDA	241.6	241.0	240.0	239.4	239.4	240.1	241.6
92 David ALMANSA	SPA	HUSQVARNA	241.6	241.0	240.5	240.5	239.4	240.6	241.6
53 Deniz ÖNCÜ	TUR	KTM	241.0	238.9	238.9	238.4	238.4	238.9	241.0
22 Ana CARRASCO	SPA	KTM	240.0	239.4	239.4	238.9	238.9	239.3	240.0
80 David ALONSO	COL	GASGAS	238.4	237.3	236.3	236.3	236.3	236.9	238.4

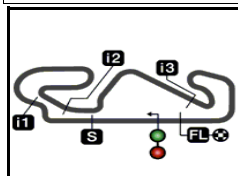
These data/results cannot be reproduced, stored and/or transmitted in whole or in part by any manner of electronic, mechanical, photocopying, recording, broadcasting or otherwise now known or herein after developed without the previous express consent by the copyright owner, except for reproduction in daily press and regular printed publications on sale to the public within 60 days of the event related to those data/results and always provided that copyright symbol appears together as follows below.

© DORNA, 2023

Official MotoGP Timing by TISSOT
www.motogp.com



Barcelona, Saturday, September 02, 2023



4657 m.

GRAN PREMI MONSTER ENERGY DE CATALUNYA

Practice Nr. 3

Chronological Analysis of Performances

13

* Lap / Sector time cancelled

T1 Time from finish line to 1st intermediate

T3 Time from 2nd intermed. to 3rd intermed.

P Crossing the finish line in pit lane

T2 Time from 1st intermed. to 2nd intermed.

T4 Time from 3rd intermediate to finish line

Lap	Lap Time	T1	T2	T3	T4	Speed	Lap	Lap Time	T1	T2	T3	T4	Speed		
1st	95	Collin VEIJER Liqui Moly Husqvarna NED Runs=4 Total laps=13 Full laps=7 Valid laps=6						4th	99	José Antonio RUED Red Bull KTM Ajo SPA Runs=2 Total laps=12 Full laps=9 Valid laps=6					
1	2'00.320	18.396	35.041	23.931	33.416	177.3	1	2'49.582	21.076	34.967	23.643	33.934	155.6		
2	1'51.295	20.320	34.303	23.542	33.130	236.8	2	1'50.691	20.359	34.095	23.190	33.047	243.7		
3	1'50.694	20.392	34.310	23.277	32.715	238.9	3	1'50.226	20.290	33.905	23.215	32.816	240.5		
4	1'59.712 P	20.107	34.117	23.179	42.309	242.1	4	1'50.030	20.275	33.921	23.076	32.758	240.5		
5	5'06.450	20.003	35.594	23.469	32.939	155.8	5	1'57.124 *	20.77*	34.857	23.945	37.546	242.1		
6	1'49.772	20.108	33.698	23.306	32.660	238.4	6	1'49.591	20.202	33.753	23.151	32.485	241.0		
7	1'48.882	20.034	33.644	22.985	32.219	241.6	7	1'49.682	20.202	33.798	23.035	32.647	241.6		
8	1'48.729	20.053	33.578	22.870	32.228	241.0	8	2'01.563 P	20.760	34.528	23.690	42.585	240.5		
9	2'01.031 P	21.04*	34.539	23.622	41.830	238.9	9	9'40.171	29.212	36.086	23.506	33.732	85.6		
10	5'02.846 P	20.896	35.458	23.689	41.174	146.1	10	1'52.763 *	20.61*	34.068	23.995	34.082	241.0		
11	2'10.416	18.186	33.922	23.896	32.612	178.5	11	1'48.565	19.921	33.479	22.859	32.306	241.6		
12	1'48.003	19.896	33.303	22.855	31.949	240.0	12	1'48.300 *	20.025	33.334	22.861*	32.080	243.7		
13	1'48.483 *	19.857	33.371	22.975*	32.280	242.6									
2nd	5	Jaume MASIA Leopard Racing SPA Runs=2 Total laps=12 Full laps=9 Valid laps=6						5th	71	Ayumu SASAKI Liqui Moly Husqvarna JPN Runs=3 Total laps=10 Full laps=4 Valid laps=3					
1	2'51.462	23.038	35.219	23.532	33.354	125.8	1	2'00.588	18.676	35.122	23.665	33.580	175.0		
2	1'50.623 *	20.714	34.104	23.084*	32.721	240.0	2	1'51.058 *	20.292	34.223	23.442	33.101*	241.0		
3	1'49.768	20.192	33.834	23.120	32.622	244.3	3	1'50.418	20.183	34.147	23.234	32.854	240.0		
4	1'49.397	20.108	33.734	23.019	32.536	242.1	4	1'59.934 P	20.158	33.995	23.346	42.435	239.4		
5	1'55.964	20.298	34.991	24.500	36.175	241.6	5	5'07.110	19.400	34.579	23.306	32.453	173.6		
6	1'49.798	20.070	33.837	23.125	32.766	243.2	6	1'48.663	19.968	33.470	22.881	32.344	241.0		
7	1'49.871	20.123	33.908	23.135	32.705	240.5	7	1'48.879	20.046	33.590	23.019	32.224	240.5		
8	2'03.925 P	20.738	35.482	23.705	44.000	237.3	8	2'03.883 P	20.56*	35.117	23.834	44.367	240.5		
9	9'38.806	22.602	34.581	23.482	33.277	133.8	9	6'47.536	18.923	35.144	23.457	32.748	176.1		
10	1'55.194 *	19.844	33.250	29.011*	33.089	244.8	10	2'06.753 P	22.00*	37.851	24.001	42.901	242.6		
11	1'48.301	19.833	33.349	22.868	32.251	250.0									
12	1'48.179 *	19.834	33.351	22.785*	32.209	243.2									
3rd	82	Stefano NEPA Angeluss MTA Team ITA Runs=2 Total laps=13 Full laps=10 Valid laps=7						6th	27	Kaito TOBA SIC58 Squadra Corse JPN Runs=3 Total laps=12 Full laps=8 Valid laps=5					
1	2'28.638	20.328	35.470	24.340	35.141	170.8	1	2'28.933	21.525	35.611	24.727	34.772	157.4		
2	2'01.397 *	20.387	34.864	23.664	42.482*	245.4	2	1'59.187 *	20.372	39.190	24.418	35.207*	241.0		
3	1'50.520	20.367	34.167	23.188	32.798	239.4	3	1'50.457	20.107	34.069	23.235	33.046	244.3		
4	1'50.149	20.237	33.992	23.200	32.720	241.0	4	1'51.031	20.204	34.261	23.445	33.121	243.2		
5	1'58.935 *	20.195	34.066	23.181	41.493*	243.7	5	1'56.890 *	20.289	34.188	23.458*	38.955	241.6		
6	1'50.445	20.581	33.952	23.213	32.699	238.4	6	1'50.791	20.186	34.184	23.374	33.047	244.8		
7	1'49.938	20.256	33.864	23.180	32.638	239.4	7	1'50.602	20.301	34.014	23.236	33.051	240.0		
8	1'49.876	20.251	33.870	23.193	32.562	238.9	8	2'00.888 P	20.417	34.330	23.436	42.705	235.2		
9	2'00.791 P	20.372	34.799	23.749	41.871	235.2	9	9'33.132 P	20.742	35.104	23.673	42.406	150.0		
10	7'34.902	21.031	36.174	23.601	33.823	144.5	10	2'10.311 *	17.856	34.259	24.017*	32.707	179.4		
11	2'08.466	19.963	44.706	25.429	38.368	245.4	11	1'48.819	20.002	33.569	22.901	32.347	243.7		
12	1'48.369	19.967	33.358	22.808	32.236	244.3	12	1'48.825 *	19.891	33.501	22.896*	32.537	244.8		
13	2'03.068 *	19.963	33.342	29.851	39.912*	241.0									
7th	7	Filippo FARIOLI Red Bull KTM Tech3 ITA Runs=4 Total laps=12 Full laps=6 Valid laps=3													
1	2'08.301	18.746	35.211	23.835	33.724	173.0									

Fastest Lap: Collin VEIJER Liqui Moly Husqvarna NED **1'48.003** 19.896 33.303 22.855 31.949

These data/results cannot be reproduced, stored and/or transmitted in whole or in part by any manner of electronic, mechanical, photocopying, recording, broadcasting or otherwise now known or herein after developed without the previous express consent by the copyright owner, except for reproduction in daily press and regular printed publications on sale to the public within 60 days of the event related to those data/results and always provided that copyright symbol appears together as follows below.
© DORNA, 2023

Practice Nr. 3

Moto3

Lap	Lap Time	T1	T2	T3	T4	Speed	Lap	Lap Time	T1	T2	T3	T4	Speed	
2	1'51.673 *	20.09*	34.714	23.577	33.285	232.2	11th 53 Deniz ÖNCÜ Runs=2 Total laps=12 Full laps=9 Valid laps=7							
3	1'51.382 *	20.458	34.248	23.505*	33.171	235.2		1	3'30.031	19.557	35.129	24.951	33.409	171.9
4	1'51.154	20.487	34.082	23.479	33.106	234.2		2	1'50.705 *	20.351	34.110	23.349*	32.895	237.8
5	1'50.516	20.332	34.019	23.295	32.870	236.3		3	1'50.377	20.377	33.967	23.197	32.836	238.4
6	1'59.894 P	20.435	34.213	23.511*	41.735	236.3		4	1'50.052	20.258	33.913	23.123	32.758	238.4
7	4'51.760 *	19.292	36.052	23.537*	32.914*	170.0		5	1'49.944	20.157	33.863	23.170	32.754	238.9
8	2'01.317 P	20.371	33.997	23.253	43.696	234.7		6	1'50.512	20.239	34.034	23.307	32.932	238.4
9	6'55.856 P	20.388	34.850	23.569	42.698	160.9		7	1'50.014	20.195	33.893	23.176	32.750	238.4
10	2'09.750 *	17.726	33.903	24.233*	32.740	178.8		8	3'34.886 P	20.11*	2'03.419	27.521	43.836	237.8
11	1'48.871	19.971	33.501	22.943	32.456	244.3		9	7'54.677	19.226	34.653	24.227	37.428	174.1
12	1'51.998 *	20.047	34.450	23.971*	33.530	242.1		10	1'49.621	20.178	33.681	23.066	32.696	238.4
8th 24 Tatsuki SUZUKI	Leopard Racing JPN								12th 48 Ivan ORTOLÁ Runs=2 Total laps=11 Full laps=8 Valid laps=5					
1	2'50.801	24.186	34.934	23.544	33.742	126.1	1	2'34.191		19.431	36.300	23.847	35.428	165.6
2	1'50.911 *	20.375	34.089	23.209*	33.238	243.2	2	1'51.508		20.574	34.547	23.238	33.149	236.8
3	1'50.455	20.161	34.220	23.294	32.780	243.7	3	1'50.008		20.338	33.962	23.024	32.684	248.8
4	1'49.367	20.031	33.818	22.964	32.554	248.8	4	1'50.180		20.190	34.133	22.984	32.873	248.8
5	1'55.311 *	20.12*	34.352	24.310	36.522*	244.8	5	1'50.613 *		20.295	34.003	23.173*	33.142	238.4
6	1'50.360	20.176	34.306	23.081	32.797	242.1	6	1'51.089 *		20.390	34.183	23.439*	33.077	237.3
7	1'49.983	20.112	34.143	23.007	32.721	242.1	7	1'50.989		20.419	34.236	23.252	33.082	236.3
8	2'04.936 P	20.45*	35.919	23.836	44.722	240.0	8	2'05.716 P		20.34*	36.650	24.191	44.528	235.8
9	9'36.739	22.604	34.551	23.581	33.098	135.8	9	9'30.304		21.523	35.566	23.556	33.951	140.4
10	1'55.709	20.002	33.786	28.101	33.820	244.8	10	2'07.201 *		20.245	44.431	27.406*	35.119	235.2
11	1'48.954	20.018	33.811	22.848	32.277	244.8	11	1'49.195		20.199	33.620	22.911	32.465	238.4
12	1'48.649 *	19.920	33.436	22.883*	32.410	245.4	unfinished	20.036	33.671			237.8		
9th 54 Riccardo ROSSI	SIC58 Squadra Corse ITA							13th 66 Joel KELSO Runs=2 Total laps=12 Full laps=9 Valid laps=7						
1	2'34.552	20.035	35.248	25.148	43.996	167.1	1		2'36.196	19.845	35.190	24.039	35.918	172.5
2	1'51.936 *	20.626	34.728	23.446	33.136*	243.2	2		1'50.917	20.369	34.234	23.321	32.993	240.5
3	1'50.825	20.379	34.083	23.200	33.163	241.6	3		1'50.598	20.198	34.059	23.227	33.114	243.7
4	1'50.353	20.301	34.087	23.218	32.747	241.0	4		1'54.559	20.596	37.670	23.311	32.982	243.7
5	1'50.012	20.208	33.992	23.104	32.708	242.6	5		1'50.023	20.203	33.950	23.139	32.731	240.5
6	2'06.480 P	21.49*	36.756	25.287	42.947	230.7	6		1'56.355	20.432	39.562	23.400	32.961	243.7
7	13'10.823	21.645	35.235	23.809	33.703	147.3	7		1'50.281	20.265	33.952	23.228	32.836	239.4
8	2'08.122	20.168	44.138	27.516	36.300	243.7	8		2'02.916 P	20.300	35.353	23.902	43.361	237.3
9	1'49.800	20.190	33.675	23.096	32.839	240.5	9		9'27.528	19.420	34.252	23.592	33.360	170.6
10	1'49.122	19.928	33.572	23.119	32.503	243.2	10		1'49.202	19.894	33.609	23.097	32.602	244.3
10th 55 Romano FENATI	Rivacold Snipers Tea ITA								14th 43 Xavier ARTIGAS Runs=2 Total laps=11 Full laps=8 Valid laps=5					
1	2'35.528	21.302	35.021	23.953	33.358	152.5	1	2'49.152		19.576	34.983	23.924	33.640	169.2
2	1'51.322	20.449	34.299	23.403	33.171	238.9	2	1'51.775		21.099	34.224	23.346	33.106	232.7
3	1'50.481	20.231	34.159	23.233	32.858	243.7	3	1'50.964		20.360	34.065	23.384	33.155	239.4
4	2'08.563 P	20.737	39.481	24.508	43.837	231.2	4	1'50.800		20.492	33.990	23.376	32.942	242.1
5	4'45.042	21.212	35.255	24.406	33.337	154.9	5	1'53.156		20.267	34.121	23.578	35.190	240.5
6	1'49.614	20.098	33.780	23.245	32.491	237.3	6	1'52.164 *		20.604	34.989	23.438*	33.133	236.8
7	1'50.316 *	20.239	33.767*	23.448	32.862	233.2	7	2'03.088 P		20.350	34.604	24.160	43.974	241.0
8	2'00.588 P	20.199	33.874	23.806*	42.709	236.3	8	11'08.494		18.513	34.455	23.464	33.224	175.3
9	6'30.576	19.408	33.851	23.037	32.118	174.1	9	1'49.637		20.010	33.808	23.206	32.613	242.1
10	1'50.741 *	20.175	34.333	23.705*	32.528	237.8								
11	1'49.303	20.193	33.549	23.102	32.459	235.2								
12	1'49.166	20.172	33.591	23.065	32.338	234.2								

Fastest Lap: Collin VEIJER Liqui Moly Husqvarna NED **1'48.003** 19.896 33.303 22.855 31.949

These data/results cannot be reproduced, stored and/or transmitted in whole or in part by any manner of electronic, mechanical, photocopying, recording, broadcasting or otherwise now known or herein after developed without the previous express consent by the copyright owner, except for reproduction in daily press and regular printed publications on sale to the public within 60 days of the event related to those data/results and always provided that copyright symbol appears together as follows below.
© DORNA, 2023

Official MotoGP Timing by TISSOT
www.motogp.com

Barcelona, Saturday, September 02, 2023

Page 2 of 5



Practice Nr. 3

Moto3

Lap	Lap Time	T1	T2	T3	T4	Speed	Lap	Lap Time	T1	T2	T3	T4	Speed
11	1'50.654 *	20.296	33.900	23.280*	33.178	241.6	10	2'00.754 *	20.239	38.810	27.642*	34.063	239.4
23rd	6	Ryusei YAMANAKA	Gaviota GASGAS Asp JPN				11	1'50.013 *	20.267	33.776	23.128*	32.842	240.0
		Runs=2	Total laps=11	Full laps=8	Valid laps=5		27th	20	Lorenzo FELLON	CIP Green Power FRA			
1	2'30.064	19.166	34.749	24.056	35.532	175.8			Runs=2	Total laps=9	Full laps=6	Valid laps=3	
2	1'51.436	20.351	34.302	23.502	33.281	246.5	1	2'28.539	20.623	40.442	28.178	40.816	153.6
3	1'51.391	20.541	34.298	23.429	33.123	234.7	2	1'54.710 *	20.680	34.987	23.558*	35.485	244.3
4	1'51.093	20.417	34.241	23.428	33.007	234.7	3	1'51.651	20.634	34.608	23.498	32.911	239.4
5	1'54.790	20.434	34.102	23.363	36.891	235.8	4	1'50.914	20.469	34.164	23.282	32.999	239.4
6	1'50.427	20.417	33.912	23.190	32.908	238.4	5	2'00.637 P	20.43*	35.153	23.292*	41.753	238.9
7	2'05.246 P	22.26*	35.044	24.024	43.910	236.3	6	15'09.669	19.483	35.844	23.801	33.971	168.4
8	11'21.036	20.909	35.225	23.722	34.055	157.4	7	2'00.524 *	20.138	37.910	27.065*	35.411	246.0
9	2'00.036 *	20.214	39.747	25.555*	34.520	245.4	8	2'03.356	20.381	41.561	23.229	38.185	237.8
10	2'05.216 *	23.51*	39.938	23.333	38.428*	228.8	9	1'49.797 *	20.251	33.877	23.111*	32.558	246.0
11	1'49.494 *	20.053	33.834	22.988*	32.619	246.5	28th	19	Scott OGDEN	VisionTrack Racing T GBR			
24th	18	Matteo BERTELLE	Rivacold Snipers Tea ITA						Runs=2	Total laps=11	Full laps=8	Valid laps=7	
		Runs=4	Total laps=12	Full laps=5	Valid laps=3		1	2'30.533	21.515	35.404	25.224	39.479	159.0
1	2'34.304	19.857	35.573	23.980	35.165	173.3	2	1'59.880	20.550	34.838	24.431	40.061	242.1
2	1'52.493	20.804	34.973	23.446	33.270	240.5	3	1'51.705	20.613	34.398	23.456	33.238	241.6
3	1'50.786	20.380	34.313	23.168	32.925	243.7	4	1'51.378	20.385	34.443	23.435	33.115	240.0
4	2'06.048 P	20.276	38.432	24.201	43.139	245.4	5	1'51.022	20.328	34.225	23.387	33.082	242.6
5	4'46.787	21.024	35.050	24.114	33.011	150.8	6	1'55.972	20.388	38.303	23.718	33.563	238.9
6	1'50.564	20.300	34.317	23.244	32.703	234.2	7	2'05.232 P	20.472	35.605	23.981	45.174	242.6
7	1'49.369 *	20.104	33.546*	23.168	32.551	240.5	8	11'10.126	20.384	35.595	23.797	33.787	155.1
8	2'01.860 P	21.13*	35.131	23.603	41.988	231.7	9	2'08.550	20.008	42.224	24.911	41.407	246.0
9	6'26.187	19.508	35.567	23.369	32.912	170.3	10	1'57.270	20.246	33.791	23.266	39.967	244.8
10	2'09.387 P	20.085	41.491	24.224	43.587	244.3	11	1'49.642 *	20.197	33.825	23.147*	32.473	242.1
11	2'09.243	18.275	33.844	22.991	32.508	179.7	29th	63	Syarifuddin AZMAN	MT Helmets - MSI MAL			
12	1'49.126 *	20.032	33.568	23.092*	32.434	240.0			Runs=3	Total laps=11	Full laps=6	Valid laps=4	
25th	10	Diogo MOREIRA	MT Helmets - MSI BRA				1	2'30.179	19.908	35.101	25.872	37.875	166.4
		Runs=3	Total laps=11	Full laps=6	Valid laps=5		2	1'55.428	20.607	37.447	23.658	33.716	241.6
1	2'28.440	19.609	35.297	24.433	34.730	173.6	3	1'51.437	20.523	34.256	23.512	33.146	244.3
2	1'56.272	20.655	38.593	23.654	33.370	242.6	4	1'57.880 *	20.29*	39.294	24.155	34.135	240.0
3	1'50.573	20.322	34.169	23.239	32.843	242.6	5	1'51.397	20.367	34.397	23.455	33.178	241.0
4	1'51.663	20.302	34.707	23.512	33.142	242.6	6	1'51.192	20.497	34.239	23.383	33.073	240.5
5	1'50.656	20.194	34.112	23.271	33.079	241.6	7	2'01.813 P	20.560	34.935	23.313	43.005	242.6
6	1'51.833	20.246	34.386	23.459	33.742	241.0	8	11'16.935	21.693	36.326	23.701	33.976	148.7
7	2'05.397 P	20.81*	35.814	24.640	44.124	242.1	9	2'11.060 P	20.157	43.485	24.557	42.861	244.3
8	11'20.038	21.641	35.361	23.665	34.054	150.6	10	2'10.817	18.231	34.892	23.222	33.041	181.5
9	2'11.660 P	20.066	44.520	24.086	42.988	243.7	11	1'50.850 *	20.298	34.077	23.382*	33.093	241.0
10	2'08.658	17.354	34.057	23.327	32.702	181.2	30th	80	David ALONSO	Gaviota GASGAS Asp COL			
11	1'49.996 *	20.129	33.916	23.226*	32.725	238.9			Runs=4	Total laps=13	Full laps=7	Valid laps=5	
26th	72	Taiyo FURUSATO	Honda Team Asia JPN				1	2'05.396	18.331	35.049	23.940	33.644	177.9
		Runs=2	Total laps=11	Full laps=8	Valid laps=3		2	1'51.794	20.481	34.420	23.462	33.431	234.7
1	2'02.494	18.478	35.238	23.540	33.557	178.5	3	1'51.591 *	19.94*	34.653	23.466	33.525	236.3
2	1'51.565 *	20.11*	34.839	23.416*	33.193	237.8	4	1'51.468	20.560	34.363	23.322	33.223	235.8
3	1'51.070	20.455	34.180	23.424	33.011	238.4	5	1'51.291	20.428	34.287	23.375	33.201	236.3
4	1'55.932 *	20.566	38.084	23.925*	33.357	237.8	6	1'53.719	20.398	34.632	23.903	34.786	236.3
5	1'50.775	20.424	34.172	23.276	32.903	239.4	7	1'51.365	20.387	34.442	23.361	33.175	237.3
6	1'50.943	20.315	34.046	23.573	33.009	242.1	8	1'59.706 P	20.260	34.211	23.232	42.003	235.8
7	2'07.943 P	21.75*	36.748	24.052	45.391	234.7	9	4'57.077 *	18.859	34.965	23.360*	33.125*	172.8
8	11'47.533	19.642	34.410	23.787	33.108	173.9	10	1'59.748 P	20.267	34.014*	23.197	42.270	235.8
9	1'58.963 *	20.113	36.001	27.140*	35.709	246.0	11	3'53.483 P	17.842	34.231	24.130	42.632	181.5

Fastest Lap: Collin VEIJER Liqui Moly Husqvarna NED 1'48.003 19.896 33.303 22.855 31.949

These data/results cannot be reproduced, stored and/or transmitted in whole or in part by any manner of electronic, mechanical, photocopying, recording, broadcasting or otherwise now known or herein after developed without the previous express consent by the copyright owner, except for reproduction in daily press and regular printed publications on sale to the public within 60 days of the event related to those data/results and always provided that copyright symbol appears together as follows below.
© DORNA, 2023

Practice Nr. 3

Moto3

Lap	Lap Time	T1	T2	T3	T4	Speed	Lap	Lap Time	T1	T2	T3	T4	Speed
12	3'08.865	20.362	42.487	23.862	35.011	168.4							
13	1'49.700 *	20.169	33.848	23.081*	32.602	238.4							

Fastest Lap: Collin VEIJER	Liqui Moly Husqvarna	NED	1'48.003	19.896	33.303	22.855	31.949
-----------------------------------	----------------------	-----	-----------------	--------	--------	--------	--------

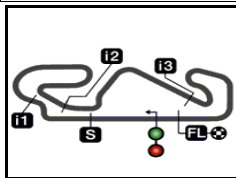
These data/results cannot be reproduced, stored and/or transmitted in whole or in part by any manner of electronic, mechanical, photocopying, recording, broadcasting or otherwise now known or herein after developed without the previous express consent by the copyright owner, except for reproduction in daily press and regular printed publications on sale to the public within 60 days of the event related to those data/results and always provided that copyright symbol appears together as follows below.
 © DORNA, 2023

Official MotoGP Timing by **TISSOT**
 www.motogp.com

Barcelona, Saturday, September 02, 2023

Page 5 of 5





4657 m.

GRAN PREMI MONSTER ENERGY DE CATALUNYA

Practice Nr. 3

Best Partial Times

IT Ideal Lap Time, sum of the best partial times

BT Best Lap Time

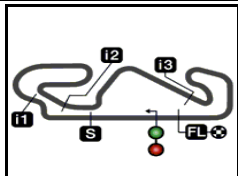
T1		T2		T3		T4				IT	BT	
Pos	Rider	Time	Rider	Time	Rider	Time	Rider	Time	Pos	Rider	IT	BT
1	D.HOLGADO	19.807	J.MASIA	33.250	D.MUÑOZ	22.672	C.VEIJER	31.949	1	C.VEIJER	1'47.964	1'48.003 (1)
2	J.MASIA	19.833	C.VEIJER	33.303	S.NEPA	22.808	J.RUEDA	32.080	2	J.MASIA	1'48.160	1'48.301 (2)
3	C.VEIJER	19.857	J.RUEDA	33.334	T.SUZUKI	22.848	R.FENATI	32.118	3	J.RUEDA	1'48.194	1'48.565 (4)
4	K.TOBA	19.891	S.NEPA	33.342	C.VEIJER	22.855	J.MASIA	32.209	4	S.NEPA	1'48.349	1'48.369 (3)
5	J.KELSO	19.894	D.HOLGADO	33.401	J.RUEDA	22.859	A.SASAKI	32.224	5	T.SUZUKI	1'48.481	1'48.954 (8)
6	T.SUZUKI	19.920	D.MUÑOZ	33.422	J.MASIA	22.868	S.NEPA	32.236	6	A.SASAKI	1'48.543	1'48.663 (5)
7	J.RUEDA	19.921	T.SUZUKI	33.436	A.SASAKI	22.881	T.SUZUKI	32.277	7	D.MUÑOZ	1'48.557	1'49.714 (16)
8	R.ROSSI	19.928	A.SASAKI	33.470	K.TOBA	22.901	K.TOBA	32.347	8	K.TOBA	1'48.640	1'48.819 (6)
9	S.NEPA	19.963	F.FARIOLI	33.501	I.ORTOLÁ	22.911	J.WHATLEY	32.405	9	R.FENATI	1'48.802	1'49.166 (10)
10	D.MUÑOZ	19.968	K.TOBA	33.501	D.HOLGADO	22.911	D.ÖNCÜ	32.429	10	F.FARIOLI	1'48.871	1'48.871 (7)
11	A.SASAKI	19.968	D.ÖNCÜ	33.527	F.FARIOLI	22.943	M.BERTELLE	32.434	11	D.HOLGADO	1'48.923	1'50.092 (19)
12	F.FARIOLI	19.971	R.FENATI	33.549	M.BERTELLE	22.991	M.AJI	32.455	12	D.ÖNCÜ	1'48.926	1'49.183 (11)
13	D.ÖNCÜ	19.975	M.BERTELLE	33.568	D.ÖNCÜ	22.995	J.KELSO	32.455	13	M.BERTELLE	1'49.025	1'50.564 (24)
14	S.OGDEN	20.008	R.ROSSI	33.572	R.FENATI	23.037	F.FARIOLI	32.456	14	I.ORTOLÁ	1'49.032	1'49.195 (12)
15	X.ARTIGAS	20.010	J.KELSO	33.609	A.CARRASCO	23.038	I.ORTOLÁ	32.465	15	J.KELSO	1'49.055	1'49.202 (13)
16	D.SALVADOR	20.016	I.ORTOLÁ	33.620	D.SALVADOR	23.067	S.OGDEN	32.473	16	R.ROSSI	1'49.099	1'49.122 (9)
17	M.BERTELLE	20.032	M.AJI	33.764	R.ROSSI	23.096	D.MUÑOZ	32.495	17	D.SALVADOR	1'49.455	1'49.656 (15)
18	I.ORTOLÁ	20.036	T.FURUSATO	33.776	J.KELSO	23.097	R.ROSSI	32.503	18	S.OGDEN	1'49.538	1'51.022 (28)
19	R.YAMANAKA	20.053	D.SALVADOR	33.780	D.ALMANSA	23.153	L.FELLON	32.558	19	X.ARTIGAS	1'49.637	1'49.637 (14)
20	MOREIRA	20.066	S.OGDEN	33.791	R.YAMANAKA	23.190	D.ALMANSA	32.559	20	M.AJI	1'49.690	1'49.797 (17)
21	T.BUASRI	20.066	X.ARTIGAS	33.808	D.ALONSO	23.197	D.SALVADOR	32.592	21	R.YAMANAKA	1'49.696	1'50.427 (23)
22	R.FENATI	20.098	D.ALMANSA	33.812	X.ARTIGAS	23.206	D.ALONSO	32.602	22	D.ALMANSA	1'49.754	1'49.930 (18)
23	T.FURUSATO	20.113	R.YAMANAKA	33.834	S.AZMAN	23.222	X.ARTIGAS	32.613	23	L.FELLON	1'49.802	1'50.914 (27)
24	L.FELLON	20.138	D.ALONSO	33.848	M.AJI	23.226	R.YAMANAKA	32.619	24	D.ALONSO	1'49.816	1'51.291 (30)

These data/results cannot be reproduced, stored and/or transmitted in whole or in part by any manner of electronic, mechanical, photocopying, recording, broadcasting or otherwise now known or herein after developed without the previous express consent by the copyright owner, except for reproduction in daily press and regular printed publications on sale to the public within 60 days of the event related to those data/results and always provided that copyright symbol appears together as follows below.

© DORNA, 2023

Official MotoGP Timing by TISSOT
www.motogp.com





4657 m.

GRAN PREMI MONSTER ENERGY DE CATALUNYA

Practice Nr. 3

Best Partial Times

Moto3™

IT Ideal Lap Time, sum of the best partial times

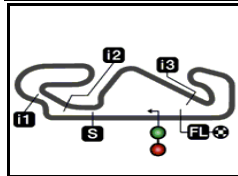
BT Best Lap Time

T1		T2		T3		T4				IT	BT	
Pos	Rider	Time	Rider	Time	Rider	Time	Rider	Time	Pos	Rider	IT	BT
25	S.AZMAN	20.157	L.FELLON	33.877	L.FELLON	23.229	D.MOREIRA	32.702	25	J.WHATLEY	1'49.840	1'50.277 (20)
26	D.ALONSO	20.169	J.WHATLEY	33.884	D.MOREIRA	23.239	A.CARRASCO	32.799	26	D.MOREIRA	1'49.923	1'50.573 (25)
27	D.ALMANSA	20.230	T.BUASRI	33.893	T.BUASRI	23.244	D.HOLGADO	32.804	27	T.FURUSATO	1'50.007	1'50.775 (26)
28	J.WHATLEY	20.239	D.MOREIRA	33.916	S.OGDEN	23.266	T.FURUSATO	32.842	28	A.CARRASCO	1'50.080	1'50.286 (21)
29	M.AJI	20.245	A.CARRASCO	33.983	T.FURUSATO	23.276	T.BUASRI	32.954	29	T.BUASRI	1'50.157	1'50.358 (22)
30	A.CARRASCO	20.260	S.AZMAN	34.077	J.WHATLEY	23.312	S.AZMAN	33.041	30	S.AZMAN	1'50.497	1'51.192 (29)

These data/results cannot be reproduced, stored and/or transmitted in whole or in part by any manner of electronic, mechanical, photocopying, recording, broadcasting or otherwise now known or herein after developed without the previous express consent by the copyright owner, except for reproduction in daily press and regular printed publications on sale to the public within 60 days of the event related to those data/results and always provided that copyright symbol appears together as follows below.
© DORNA, 2023

Official MotoGP Timing by TISSOT
www.motogp.com






4657 m.

GRAN PREMI MONSTER ENERGY DE CATALUNYA

Practice Nr. 3

Fastest Laps Sequence

<i>Practice Time</i>	 <i>Rider</i>	<i>Nation</i>	<i>Motorcycle</i>	<i>Time</i>	<i>Km/h</i>	<i>Rider's Lap</i>
3'51.615	95 Collin VEIJER	NED	HUSQVARNA	1'51.295	150.6	2
4'27.113	66 Joel KELSO	AUS	CFMOTO	1'50.917	151.1	2
4'40.273	99 José Antonio RUEDA	SPA	KTM	1'50.691	151.4	2
5'42.064	71 Ayumu SASAKI	JPN	HUSQVARNA	1'50.418	151.8	3
6'14.885	44 David MUÑOZ	SPA	KTM	1'49.714	152.8	3
8'21.250	5 Jaume MASIA	SPA	HONDA	1'49.397	153.2	4
8'21.534	24 Tatsuki SUZUKI	JPN	HONDA	1'49.367	153.2	4
14'37.771	71 Ayumu SASAKI	JPN	HUSQVARNA	1'48.663	154.2	6
29'12.426	82 Stefano NEPA	ITA	KTM	1'48.369	154.7	12
29'18.150	95 Collin VEIJER	NED	HUSQVARNA	1'48.003	155.2	12

These data/results cannot be reproduced, stored and/or transmitted in whole or in part by any manner of electronic, mechanical, photocopying, recording, broadcasting or otherwise now known or herein after developed without the previous express consent by the copyright owner, except for reproduction in daily press and regular printed publications on sale to the public within 60 days of the event related to those data/results and always provided that copyright symbol appears together as follows below.

© DORNA, 2023

Official MotoGP Timing by TISSOT
www.motogp.com

Barcelona, Saturday, September 02, 2023

