


## GRAN PREMIO RED BULL DI SAN MARINO E DELLA RIVIERA

## Practice Nr. 1

## Classification

3

	Rider	Nation	Team	Motorcycle	Time	Lap Total	Gap	Top Speed
1	37 <b>Pedro ACOSTA</b>	SPA	Red Bull KTM Ajo	KALEX	<b>1'36.488</b>	18 19		<b>253.5</b>
2	79 <b>Ai OGURA</b>	JPN	IDEMITSU Honda Team Asia	KALEX	<b>1'36.679</b>	17 17	0.191 0.191	<b>249.4</b>
3	13 <b>Celestino VIETTI</b>	ITA	Fantic Racing	KALEX	<b>1'36.797</b>	16 19	0.309 0.118	<b>251.1</b>
4	16 <b>Joe ROBERTS</b>	USA	Italtrans Racing Team	KALEX	<b>1'36.870</b>	18 20	0.382 0.073	<b>248.8</b>
5	64 <b>Bo BENDSNEYDER</b>	NED	Pertamina Mandalika SAG Team	KALEX	<b>1'36.893</b>	17 19	0.405 0.023	<b>250.0</b>
6	35 <b>Somkiat CHANTRA</b>	THA	IDEMITSU Honda Team Asia	KALEX	<b>1'36.903</b>	14 20	0.415 0.010	<b>250.5</b>
7	40 <b>Aron CANET</b>	SPA	Pons Wegow Los40	KALEX	<b>1'36.924</b>	17 19	0.436 0.021	<b>250.5</b>
8	7 <b>Barry BALTUS</b>	BEL	Fieten Olie Racing GP	KALEX	<b>1'37.070</b>	19 20	0.582 0.146	<b>250.5</b>
9	14 <b>Tony ARBOLINO</b>	ITA	Elf Marc VDS Racing Team	KALEX	<b>1'37.181</b>	17 19	0.693 0.111	<b>249.4</b>
10	22 <b>Sam LOWES</b>	GBR	Elf Marc VDS Racing Team	KALEX	<b>1'37.182</b>	13 20	0.694 0.001	<b>247.1</b>
11	96 <b>Jake DIXON</b>	GBR	Inde GASGAS Aspar Team	KALEX	<b>1'37.262</b>	14 14	0.774 0.080	<b>250.5</b>
12	34 <b>Mattia PASINI</b>	ITA	Fieten Olie Racing GP	KALEX	<b>1'37.272</b>	18 18	0.784 0.010	<b>251.1</b>
13	54 <b>Fermín ALDEGUER</b>	SPA	+Ego SpeedUp	BOSCOSCURO	<b>1'37.314</b>	17 20	0.826 0.042	<b>250.0</b>
14	12 <b>Filip SALAC</b>	CZE	QJMOTOR Gresini Moto2	KALEX	<b>1'37.383</b>	15 17	0.895 0.069	<b>249.4</b>
15	75 <b>Albert ARENAS</b>	SPA	Red Bull KTM Ajo	KALEX	<b>1'37.556</b>	14 18	1.068 0.173	<b>251.7</b>
16	21 <b>Alonso LOPEZ</b>	SPA	+Ego SpeedUp	BOSCOSCURO	<b>1'37.563</b>	17 19	1.075 0.007	<b>249.4</b>
17	84 <b>Zonta VD GOORBERGH</b>	NED	Fieten Olie Racing GP	KALEX	<b>1'37.596</b>	16 18	1.108 0.033	<b>250.0</b>
18	24 <b>Marcos RAMIREZ</b>	SPA	OnlyFans American Racing	KALEX	<b>1'37.676</b>	17 19	1.188 0.080	<b>247.7</b>
19	71 <b>Dennis FOGGIA</b>	ITA	Italtrans Racing Team	KALEX	<b>1'37.755</b>	14 14	1.267 0.079	<b>251.7</b>
20	11 <b>Sergio GARCIA</b>	SPA	Pons Wegow Los40	KALEX	<b>1'37.804</b>	19 19	1.316 0.049	<b>251.1</b>
21	28 <b>Izan GUEVARA</b>	SPA	Inde GASGAS Aspar Team	KALEX	<b>1'37.835</b>	15 20	1.347 0.031	<b>251.7</b>
22	18 <b>Manuel GONZALEZ</b>	SPA	Correos Prepago Yamaha VR46 M	KALEX	<b>1'37.879</b>	9 13	1.391 0.044	<b>250.0</b>
23	33 <b>Rory SKINNER</b>	GBR	OnlyFans American Racing	KALEX	<b>1'37.941</b>	20 22	1.453 0.062	<b>248.2</b>
24	52 <b>Jeremy ALCOBA</b>	SPA	QJMOTOR Gresini Moto2	KALEX	<b>1'38.095</b>	15 20	1.607 0.154	<b>249.4</b>
25	67 <b>Alberto SURRA</b>	ITA	Forward Team	FORWARD	<b>1'38.312</b>	14 15	1.824 0.217	<b>250.0</b>
26	8 <b>Senna AGIUS</b>	AUS	Liqui Moly Husqvarna Intact GP	KALEX	<b>1'38.455</b>	13 18	1.967 0.143	<b>250.0</b>
27	3 <b>Lukas TULOVIC</b>	GER	Liqui Moly Husqvarna Intact GP	KALEX	<b>1'38.692</b>	20 20	2.204 0.237	<b>249.4</b>
28	23 <b>Taiga HADA</b>	JPN	Pertamina Mandalika SAG Team	KALEX	<b>1'38.863</b>	16 18	2.375 0.171	<b>248.2</b>
29	4 <b>Sean Dylan KELLY</b>	USA	Forward Team	FORWARD	<b>1'39.012</b>	18 18	2.524 0.149	<b>249.4</b>
30	72 <b>Borja GOMEZ</b>	SPA	Fantic Racing	KALEX	<b>1'39.180</b>	16 18	2.692 0.168	<b>250.0</b>
31	5 <b>Kohta NOZANE</b>	JPN	Correos Prepago Yamaha VR46 M	KALEX	<b>1'39.577</b>	16 19	3.089 0.397	<b>243.7</b>

Practice condition: Dry

Air: 25°

Humidity: 69%

Ground: 30°

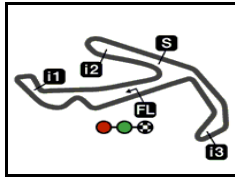
<b>Fastest Lap:</b>	Lap: 18	<b>Pedro ACOSTA</b>	<b>1'36.488</b>	157.6 Km/h
<b>Best Race Lap:</b>	2021	<b>Augusto FERNANDEZ</b>	<b>1'36.182</b>	158.1 Km/h
<b>All Time Lap Record:</b>	2020	<b>Luca MARINI</b>	<b>1'35.271</b>	159.6 Km/h

The results are provisional until the end of the limit for protest and appeals.

Time limit for protest expires 30' after publication of the results - ..... Time: .....

These data/results cannot be reproduced, stored and/or transmitted in whole or in part by any manner of electronic, mechanical, photocopying, recording, broadcasting or otherwise now known or herein after developed without the previous express consent by the copyright owner, except for reproduction in daily press and regular printed publications on sale to the public within 60 days of the event related to those data/results and always provided that copyright symbol appears together as follows below.

© DORNA, 2023



4226 m.

## GRAN PREMIO RED BULL DI SAN MARINO E DELLA RIVIERA

## Practice Nr. 1

## Top Speed &amp; Average

4



Rider	Nation	Motorcycle	Top 5 speeds					Average	Top
37 Pedro ACOSTA	SPA	KALEX	253.5	251.1	251.1	251.1	250.5	251.0	253.5
28 Izan GUEVARA	SPA	KALEX	251.7	251.1	251.1	250.5	250.5	251.0	251.7
71 Dennis FOGGIA	ITA	KALEX	251.7	250.5	250.5	250.0	250.0	250.5	251.7
75 Albert ARENAS	SPA	KALEX	251.7	251.1	250.5	250.5	250.5	250.9	251.7
11 Sergio GARCIA	SPA	KALEX	251.1	251.1	250.5	250.5	250.5	250.7	251.1
13 Celestino VIETTI	ITA	KALEX	251.1	250.5	250.0	249.4	249.4	249.8	251.1
34 Mattia PASINI	ITA	KALEX	251.1	250.5	250.0	250.0	250.0	250.3	251.1
7 Barry BALTUS	BEL	KALEX	250.5	249.4	249.4	249.4	248.8	249.2	250.5
35 Somkiat CHANTRA	THA	KALEX	250.5	250.5	250.0	250.0	250.0	250.2	250.5
40 Aron CANET	SPA	KALEX	250.5	249.4	248.8	248.8	248.8	249.2	250.5
96 Jake DIXON	GBR	KALEX	250.5	248.8	248.8	248.8	248.8	249.1	250.5
8 Senna AGIUS	AUS	KALEX	250.0	249.4	249.4	248.8	248.8	249.1	250.0
18 Manuel GONZALEZ	SPA	KALEX	250.0	248.8	248.2	248.2	247.7	248.4	250.0
54 Fermín ALDEGUER	SPA	BOSCOSCURO	250.0	249.4	249.4	249.4	249.4	249.5	250.0
64 Bo BENDSNEYDER	NED	KALEX	250.0	249.4	248.8	248.2	248.2	248.8	250.0
67 Alberto SURRA	ITA	FORWARD	250.0	249.4	249.4	248.8	248.8	249.1	250.0
72 Borja GOMEZ	SPA	KALEX	250.0	248.8	247.7	247.7	247.7	248.1	250.0
84 Zonta VD GOORBERGH	NED	KALEX	250.0	249.4	249.4	248.8	248.2	249.0	250.0
3 Lukas TULOVIC	GER	KALEX	249.4	248.8	248.8	247.1	247.1	248.1	249.4
4 Sean Dylan KELLY	USA	FORWARD	249.4	249.4	249.4	248.8	248.8	249.1	249.4
12 Filip SALAC	CZE	KALEX	249.4	249.4	248.8	248.8	248.2	248.8	249.4
14 Tony ARBOLINO	ITA	KALEX	249.4	248.8	248.2	248.2	248.2	248.6	249.4
21 Alonso LOPEZ	SPA	BOSCOSCURO	249.4	249.4	248.8	248.8	248.8	249.0	249.4
52 Jeremy ALCOBA	SPA	KALEX	249.4	248.2	248.2	247.7	247.7	248.1	249.4
79 Ai OGURA	JPN	KALEX	249.4	248.8	248.8	248.8	248.2	248.7	249.4
16 Joe ROBERTS	USA	KALEX	248.8	248.2	248.2	248.2	247.7	248.0	248.8
23 Taiga HADA	JPN	KALEX	248.2	247.7	247.7	247.1	247.1	247.6	248.2
33 Rory SKINNER	GBR	KALEX	248.2	247.7	247.7	247.1	246.5	246.9	248.2
24 Marcos RAMIREZ	SPA	KALEX	247.7	247.7	247.1	247.1	246.5	247.0	247.7
22 Sam LOWES	GBR	KALEX	247.1	247.1	247.1	247.1	247.1	247.1	247.1
5 Kohta NOZANE	JPN	KALEX	243.7	243.7	243.7	243.2	243.2	243.5	243.7

These data/results cannot be reproduced, stored and/or transmitted in whole or in part by any manner of electronic, mechanical, photocopying, recording, broadcasting or otherwise now known or herein after developed without the previous express consent by the copyright owner, except for reproduction in daily press and regular printed publications on sale to the public within 60 days of the event related to those data/results and always provided that copyright symbol appears together as follows below.

© DORNA, 2023

Official MotoGP Timing by TISSOT  
www.motogp.com



Misano Adriatico, Friday, September 08, 2023

## GRAN PREMIO RED BULL DI SAN MARINO E DELLA RIVIERA

## Practice Nr. 1

## Chronological Analysis of Performances

5

* Lap / Sector time cancelled		T1 Time from finish line to 1st intermediate				T3 Time from 2nd intermed. to 3rd intermed.							
P Crossing the finish line in pit lane		T2 Time from 1st intermed. to 2nd intermed.				T4 Time from 3rd intermediate to finish line							
Lap	Lap Time	T1	T2	T3	T4	Speed	Lap	Lap Time	T1	T2	T3	T4	Speed
<b>1st</b>	<b>37</b>	<b>Pedro ACOSTA</b> Red Bull KTM Ajo SPA					3	1'39.562 *	27.480	23.145	26.635*	22.302	249.4
		Runs=2	Total laps=19	Full laps=16	Valid laps=10		4	1'38.736 *	27.339	22.629	26.657*	22.111	248.8
1	2'42.292	34.387	23.268	27.340	22.662	247.1	5	<b>1'38.355</b>	27.264	22.530	26.454	22.107	248.8
2	<b>1'39.363</b>	27.374	22.855	26.822	22.312	248.8	6	<b>1'38.237</b>	27.195	22.515	26.332	22.195	248.8
3	1'38.676 *	27.273	22.622	26.705*	22.076	249.4	7	<b>1'38.218</b>	27.144	22.492	26.389	22.193	248.2
4	1'38.352 *	27.030	22.605	26.692	22.025*	253.5	8	<b>1'38.190</b>	27.123	22.472	26.396	22.199	248.8
5	1'37.900 *	26.858	22.585	26.567*	21.890	250.5	9	<b>1'37.707</b>	26.985	22.472	26.242	22.008	248.8
6	<b>1'37.289</b>	26.782	22.310	26.385	21.812	250.5	10	1'41.513 *	29.009	22.917	27.160*	22.427	247.1
7	<b>1'37.239</b>	26.835	22.217	26.351	21.836	250.5	11	<b>1'38.030</b>	27.159	22.456	26.379	22.036	249.4
8	1'42.865 *	29.02 *	24.939	26.834	22.071	250.5	12	1'41.382 P	27.98*	25.230	29.745*	18.421	225.0
9	<b>1'37.479</b>	26.834	22.408	26.470	21.767	251.1	13	2'02.656 *	42.882	26.911	30.165*	22.698	249.4
10	1'34.846 P	27.191	22.426	26.432	18.797	248.8	14	1'40.034 *	28.440	22.966	26.485	22.143*	250.0
11	1'46.182	34.065	23.003	26.783	22.331	248.2	15	<b>1'37.640</b>	27.036	22.344	26.384	21.876	251.1
12	1'38.353 *	26.696	22.165	27.236*	22.256	250.0	16	<b>1'36.797</b>	26.694	22.280	26.098	21.725	249.4
13	<b>1'37.085</b>	26.720	22.326	26.288	21.751	250.5	17	<b>1'37.171</b>	26.797	22.356	26.187	21.831	250.5
14	<b>1'36.721</b>	26.576	22.181	26.281	21.683	250.0	18	1'37.400 *	26.890	22.369	26.193*	21.948	248.8
15	1'36.308 *	26.418	22.119	26.198	21.573*	251.1	19	<b>1'37.336</b>	26.979	22.422	26.188	21.747	248.2
16	<b>1'37.466</b>	26.410	22.231	26.333	22.492	250.5							
17	<b>1'36.569</b>	26.519	22.155	26.230	21.665	251.1	<b>4th</b>	<b>16</b>	<b>Joe ROBERTS</b> Italtrans Racing Team USA				
18	<b>1'36.488</b>	26.464	22.187	26.191	21.646	250.0			Runs=2	Total laps=20	Full laps=17	Valid laps=12	
19	<b>1'42.079</b>	26.729	22.116	27.442	25.792	249.4	1	2'54.435	37.310	24.895	28.227	23.409	244.3
							2	1'41.709 *	28.60 *	23.347	27.218	22.535	246.0
<b>2nd</b>	<b>79</b>	<b>Ai OGURA</b> IDEMITSU Honda Tea JPN					3	1'40.528 *	28.13 *	23.035	26.868	22.494	247.1
		Runs=2	Total laps=17	Full laps=14	Valid laps=11		4	1'39.965 *	27.586	22.855	26.884	22.640*	246.0
1	2'36.426	37.808	25.049	29.077	23.382	241.6	5	<b>1'39.022</b>	27.394	22.740	26.658	22.230	246.5
2	<b>1'41.530</b>	28.295	23.211	27.402	22.622	247.1	6	<b>1'38.321</b>	27.154	22.552	26.485	22.130	246.0
3	1'39.139 *	27.701	22.644	26.728*	22.066	247.7	7	1'38.110 *	27.022	22.531	26.402	22.155*	246.5
4	1'39.565 *	27.345	22.721	26.788	22.711*	247.1	8	<b>1'38.401</b>	27.039	22.663	26.479	22.220	246.0
5	<b>1'37.774</b>	27.192	22.510	26.280	21.792	248.2	9	<b>1'39.361</b>	27.575	22.833	26.619	22.334	246.0
6	<b>1'38.502</b>	26.941	22.693	26.876	21.992	247.7	10	<b>1'38.213</b>	27.049	22.549	26.426	22.189	246.0
7	<b>1'39.145</b>	27.022	22.356	26.634	23.133	246.0	11	<b>1'37.769</b>	27.013	22.487	26.247	22.022	248.2
8	<b>1'37.444</b>	26.991	22.227	26.451	21.775	246.5	12	1'38.487 P	27.143	22.642	28.756	19.946	231.7
9	<b>1'37.085</b>	26.844	22.234	26.277	21.730	247.1	13	1'48.180	35.435	23.614	26.876	22.255	246.0
10	1'45.812 P	33.910	25.575	27.726*	18.601	245.4	14	<b>1'37.427</b>	26.916	22.497	26.167	21.847	247.7
11	1'53.724	38.200	24.307	28.959	22.258	235.2	15	<b>1'36.877</b>	26.654	22.265	26.058	21.900	248.8
12	<b>1'37.907</b>	27.145	22.498	26.327	21.937	248.8	16	1'37.704 *	26.917	22.428	26.218	22.141*	247.7
13	<b>1'37.297</b>	26.833	22.360	26.301	21.803	248.8	17	<b>1'38.255</b>	26.654	22.273	26.305	23.023	248.2
14	1'36.908 *	26.759	22.274	26.112	21.763*	248.8	18	<b>1'36.870</b>	26.601	22.240	26.179	21.850	247.7
15	<b>1'36.693</b>	26.787	22.188	26.074	21.644	248.2	19	<b>1'37.260</b>	26.753	22.285	26.257	21.965	248.2
16	<b>1'36.703</b>	26.861	22.125	26.142	21.575	247.7	20	<b>1'37.931</b>	26.977	22.432	26.334	22.188	247.7
17	<b>1'36.679</b>	26.716	22.193	26.195	21.575	249.4	<b>5th</b>	<b>64</b>	<b>Bo BENDSNEYDER</b> Pertamina Mandalika NED				
									Runs=2	Total laps=19	Full laps=16	Valid laps=14	
<b>3rd</b>	<b>13</b>	<b>Celestino VIETTI</b> Fantic Racing ITA					1	2'23.751	35.629	25.248	28.603	23.102	242.6
		Runs=2	Total laps=19	Full laps=16	Valid laps=11		2	<b>1'39.663</b>	27.517	22.925	26.876	22.345	245.4
1	1'56.227	35.680	24.123	28.214	22.854	248.2	3	<b>1'38.777</b>	26.916	23.021	26.783	22.057	246.5
2	<b>1'39.703</b>	27.992	22.804	26.637	22.270	249.4							

**Fastest Lap:** Pedro ACOSTA Red Bull KTM Ajo SPA **1'36.488** 26.464 22.187 26.191 21.646

These data/results cannot be reproduced, stored and/or transmitted in whole or in part by any manner of electronic, mechanical, photocopying, recording, broadcasting or otherwise now known or herein after developed without the previous express consent by the copyright owner, except for reproduction in daily press and regular printed publications on sale to the public within 60 days of the event related to those data/results and always provided that copyright symbol appears together as follows below.  
© DORNA, 2023

## Practice Nr. 1

## Moto2

Lap	Lap Time	T1	T2	T3	T4	Speed	Lap	Lap Time	T1	T2	T3	T4	Speed										
4	1'39.710 *	26.820	22.711	27.470	22.709*	249.4	15	1'36.993 *	26.629	22.199	26.365	21.800*	247.7										
5	<b>1'39.969</b>	27.564	22.767	26.806	22.832	250.0	16	<b>1'42.820</b>	26.926	27.394	26.500	22.000	248.8										
6	<b>1'38.292</b>	26.755	22.867	26.675	21.995	247.7	17	<b>1'36.924</b>	26.656	22.435	26.192	21.641	249.4										
7	<b>1'37.761</b>	26.818	22.471	26.496	21.976	245.4	18	1'39.866 *	26.755	22.404	28.959*	21.748	165.3										
8	<b>1'37.221</b>	26.705	22.392	26.298	21.826	247.7	19	<b>1'36.969</b>	26.638	22.273	26.175	21.883	250.5										
9	1'37.881 P	28.18*	23.047	27.740	18.905	240.5	<b>8th 7 Barry BALTUS</b> Fieten Olie Racing GP BEL																
10	1'48.008	35.513	23.403	26.758	22.334	243.2	Runs=2	Total laps=20	Full laps=17	Valid laps=9													
11	<b>1'37.911</b>	26.888	22.657	26.378	21.988	244.8	1	2'53.799	33.584	24.244	27.723	22.812	246.0										
12	<b>1'37.276</b>	26.628	22.578	26.227	21.843	247.7	2	<b>1'40.136</b>	27.863	22.876	26.907	22.490	248.2										
13	<b>1'37.184</b>	26.631	22.447	26.236	21.870	248.2	3	1'39.045 *	27.44*	22.696	26.809	22.093	248.8										
14	1'36.889 *	26.644	22.365	26.139	21.741*	248.8	4	1'38.112 *	27.105	22.434	26.444	22.129*	250.5										
15	<b>1'37.186</b>	26.680	22.322	26.405	21.779	246.0	5	<b>1'38.047</b>	26.973	22.503	26.503	22.068	248.8										
16	<b>1'37.001</b>	26.669	22.351	26.190	21.791	246.5	6	1'37.682 *	26.901	22.375	26.493*	21.913	248.8										
17	<b>1'36.893</b>	26.647	22.255	26.228	21.763	248.2	7	1'40.255 *	27.149	22.512	27.695	22.899*	247.1										
18	<b>1'39.877</b>	28.293	22.566	26.684	22.334	246.0	8	<b>1'38.460</b>	27.132	22.579	26.570	22.179	246.5										
19	<b>1'38.341</b>	26.790	22.627	26.607	22.317	248.2	9	1'38.265 *	27.48*	22.441	26.379	21.960	249.4										
<b>6th 35 Somkiat CHANTRA</b> IDEMITSU Honda Tea THA																							
Runs=2						Total laps=20						Full laps=17						Valid laps=14					
1	2'42.493	35.774	23.790	27.511	22.561	244.3	10	<b>1'37.791</b>	26.862	22.376	26.570	21.983	249.4										
2	<b>1'40.163</b>	27.514	23.465	26.890	22.294	248.8	11	1'34.920 P	27.413	23.162	27.417*	16.928	241.0										
3	<b>1'38.995</b>	27.357	22.651	26.731	22.256	250.0	12	1'44.746	32.000	23.435	26.951	22.360	243.2										
4	1'39.463 *	27.461	23.158	26.590	22.254*	250.5	13	1'37.999 *	26.81*	22.769	26.410	22.002	245.4										
5	<b>1'37.986</b>	27.263	22.349	26.376	21.998	250.0	14	<b>1'37.862</b>	26.887	22.510	26.431	22.034	247.7										
6	<b>1'37.664</b>	26.895	22.556	26.301	21.912	248.2	15	<b>1'37.426</b>	26.702	22.527	26.335	21.862	247.7										
7	<b>1'37.880</b>	26.973	22.491	26.362	22.054	247.7	16	<b>1'37.275</b>	26.670	22.378	26.311	21.916	247.1										
8	<b>1'38.133</b>	27.181	22.504	26.392	22.056	247.7	17	1'42.949 *	28.05*	23.528	27.453	23.914	243.2										
9	<b>1'39.291</b>	26.956	23.845	26.581	21.909	250.0	18	<b>1'37.335</b>	26.813	22.371	26.392	21.759	248.2										
10	<b>1'38.594</b>	26.889	22.501	26.425	22.779	250.5	19	<b>1'37.070</b>	26.743	22.319	26.295	21.713	248.8										
11	<b>1'38.518</b>	26.968	22.808	26.635	22.107	247.7	20	1'37.953 *	26.909	22.316	26.742*	21.986	249.4										
12	1'36.456 P	26.948	23.425	27.510	18.573	247.1	<b>9th 14 Tony ARBOLINO</b> Elf Marc VDS Racing ITA																
13	1'50.046	38.341	23.504	26.274	21.927	247.7	Runs=2	Total laps=19	Full laps=16	Valid laps=13													
14	<b>1'36.903</b>	26.658	22.451	26.110	21.684	249.4	1	1'54.831	34.997	24.336	27.758	23.356	244.8										
15	<b>2'02.361</b>	26.621	45.055	28.513	22.172	244.3	2	<b>1'39.837</b>	27.754	22.760	26.887	22.436	246.5										
16	1'36.768 *	26.703	22.280	25.912	21.873*	249.4	3	<b>1'42.364</b>	27.228	25.596	26.940	22.600	247.7										
17	<b>1'37.003</b>	26.696	22.383	26.061	21.863	249.4	4	<b>1'38.736</b>	27.267	22.544	26.668	22.257	248.2										
18	<b>1'41.857</b>	29.666	23.333	26.898	21.960	248.2	5	<b>1'38.172</b>	27.046	22.503	26.474	22.149	247.1										
19	<b>1'37.027</b>	26.777	22.306	26.173	21.771	248.8	6	<b>1'39.020</b>	27.251	22.738	26.662	22.369	248.8										
20	1'45.263 *	32.93*	23.279	26.643	22.410	248.2	7	<b>1'38.032</b>	26.961	22.474	26.474	22.123	247.7										
<b>7th 40 Aron CANET</b> Pons Wegow Los40 SPA																							
Runs=2						Total laps=19						Full laps=16						Valid laps=11					
1	2'48.927	35.137	24.299	27.936	22.886	244.8	8	<b>1'37.713</b>	26.921	22.405	26.355	22.032	247.7										
2	1'40.306 *	27.765	22.814	27.396*	22.331	246.5	9	<b>1'37.716</b>	26.973	22.334	26.316	22.093	247.7										
3	<b>1'39.280</b>	27.328	22.656	26.928	22.368	247.1	10	1'37.175 P	28.55*	23.181	27.770	17.670	240.5										
4	1'38.127 *	26.927	22.534	26.577	22.089*	248.8	11	1'46.168	33.544	23.168	26.934	22.522	244.3										
5	<b>1'38.614</b>	27.141	22.757	26.743	21.973	248.2	12	<b>1'37.762</b>	27.027	22.418	26.305	22.012	248.2										
6	<b>1'38.312</b>	27.013	22.614	26.601	22.084	247.7	13	<b>1'37.505</b>	26.821	22.369	26.246	22.069	249.4										
7	1'38.058 *	27.030	22.365	26.698	21.965*	246.5	14	<b>1'37.338</b>	26.782	22.323	26.231	22.002	247.7										
8	<b>1'44.189</b>	33.111	22.545	26.644	21.889	248.2	15	1'37.432 *	26.726	22.299	26.275	22.132*	247.7										
9	<b>1'37.741</b>	26.853	22.422	26.528	21.938	247.7	16	<b>1'37.352</b>	26.884	22.261	26.222	21.985	248.2										
10	<b>1'37.864</b>	26.817	22.404	26.697	21.946	247.7	17	<b>1'37.181</b>	26.823	22.246	26.224	21.888	247.7										
11	1'44.264 P	32.06*	25.164	27.998	19.040	242.1	18	2'01.576 *	36.688	26.932	31.814*	26.142	182.1										
12	1'45.233	33.674	23.060	26.492	22.007	248.8	19	1'44.969 *	27.087	23.838	31.854*	22.190	245.4										
13	<b>1'37.434</b>	26.947	22.467	26.251	21.769	248.8	<b>10th 22 Sam LOWES</b> Elf Marc VDS Racing GBR																
14	<b>1'36.969</b>	26.634	22.254	26.230	21.851	248.2	Runs=2	Total laps=20	Full laps=17	Valid laps=13													
<b>Fastest Lap:</b> Pedro ACOSTA						Red Bull KTM Ajo						SPA 1'36.488 26.464 22.187 26.191 21.646											

These data/results cannot be reproduced, stored and/or transmitted in whole or in part by any manner of electronic, mechanical, photocopying, recording, broadcasting or otherwise now known or herein after developed without the previous express consent by the copyright owner, except for reproduction in daily press and regular printed publications on sale to the public within 60 days of the event related to those data/results and always provided that copyright symbol appears together as follows below.  
© DORNA, 2023

## Practice Nr. 1

## Moto2

Lap	Lap Time	T1	T2	T3	T4	Speed	Lap	Lap Time	T1	T2	T3	T4	Speed	
4	1'38.123 *	27.168	22.366	26.537	22.052*	247.1	<b>13th 54</b> <b>Fermín ALDEGUER</b> Runs=2 Total laps=20 Full laps=17 Valid laps=13		+Ego SpeedUp				SPA	
5	<b>1'37.968</b>	27.020	22.445	26.614	21.889	247.1		1	2'00.142	35.480	24.878	28.271	23.681	247.1
6	<b>1'37.722</b>	26.924	22.410	26.617	21.771	245.4		2	<b>1'41.365</b>	28.217	23.196	27.352	22.600	247.1
7	1'42.680 *	30.347	22.823	26.925	22.585*	243.7		3	<b>1'40.500</b>	27.670	23.012	27.399	22.419	250.0
8	<b>1'37.568</b>	26.973	22.312	26.346	21.937	246.0		4	1'39.596 *	27.537	22.853	26.953*	22.253	248.8
9	<b>1'37.627</b>	26.942	22.394	26.377	21.914	247.1		5	1'39.448 *	27.277	22.754	26.923*	22.494	249.4
10	<b>1'41.222</b>	29.159	23.194	26.862	22.007	243.7		6	<b>1'38.663</b>	27.184	22.786	26.588	22.105	248.2
11	<b>1'37.277</b>	26.675	22.335	26.446	21.821	246.0		7	<b>1'38.336</b>	27.047	22.632	26.509	22.148	247.1
12	<b>1'37.453</b>	26.896	22.346	26.444	21.767	244.3		8	<b>1'45.434</b>	27.109	25.276	30.277	22.772	234.2
13	<b>1'37.182</b>	26.750	22.335	26.377	21.720	247.1		9	1'39.703 *	27.092	22.612	26.935*	23.064	248.2
14	1'40.674 P	28.104	24.349	27.742	20.479	238.4		10	<b>1'38.109</b>	27.053	22.524	26.528	22.004	249.4
15	2'00.968	47.239	23.597	27.321	22.811	243.2		11	<b>1'37.961</b>	26.966	22.366	26.424	22.205	249.4
16	1'37.536 *	26.841	22.374	26.426	21.895*	246.0		12	<b>1'37.910</b>	26.991	22.506	26.411	22.002	248.2
17	<b>1'37.373</b>	26.838	22.319	26.403	21.813	246.0		13	1'35.348 P	26.844	22.509	26.850*	19.145	249.4
18	<b>1'37.398</b>	26.865	22.334	26.387	21.812	246.0		14	1'49.645	35.337	24.286	27.491	22.531	247.1
19	<b>1'37.223</b>	26.827	22.307	26.341	21.748	247.1		15	<b>1'38.091</b>	26.990	22.675	26.457	21.969	248.8
20	<b>1'37.718</b>	26.849	22.301	26.642	21.926	247.1		16	1'37.629 *	26.774	22.608	26.286	21.961*	249.4
<b>11th 96</b> <b>Jake DIXON</b> Inde GASGAS Aspar GBR Runs=2 Total laps=14 Full laps=11 Valid laps=8								17	<b>1'37.314</b>	26.797	22.370	26.323	21.824	248.8
1	2'45.186	34.664	23.370	27.201	22.926	246.5		18	<b>1'37.998</b>	26.781	22.372	26.491	22.354	247.7
2	1'39.005 *	27.279	22.710	26.756*	22.260	248.2		19	<b>1'45.873</b>	26.919	26.986	29.305	22.663	227.3
3	18'36.561 P						20	<b>1'37.578</b>	26.863	22.504	26.292	21.919	248.8	
4	1'48.458	35.620	23.204	27.079	22.555	246.5	<b>14th 12</b> <b>Filip SALAC</b> QJMOTOR Gresini M CZE Runs=2 Total laps=17 Full laps=14 Valid laps=11							
5	<b>1'38.703</b>	27.106	22.603	26.706	22.288	247.1	1	2'37.068	39.501	24.291	28.107	23.369	244.8	
6	<b>1'38.083</b>	26.868	22.601	26.481	22.133	246.5	2	<b>1'40.463</b>	27.795	22.879	27.385	22.404	248.2	
7	1'40.856 *	29.10*	22.874	26.749*	22.130	247.7	3	<b>1'39.415</b>	27.343	22.984	26.913	22.175	247.1	
8	<b>1'37.788</b>	26.768	22.398	26.565	22.057	248.8	4	1'38.738 *	27.272	22.552	26.823	22.091*	248.2	
9	<b>1'41.445</b>	26.892	25.402	27.133	22.018	248.8	5	<b>1'38.019</b>	27.117	22.477	26.498	21.927	247.7	
10	1'37.832 *	26.909	22.446	26.471	22.006*	248.8	6	<b>1'37.924</b>	27.017	22.422	26.567	21.918	248.8	
11	<b>1'37.840</b>	26.839	22.403	26.459	22.139	247.7	7	4'52.966 P	27.026	22.397	26.520	3'37.023	246.5	
12	<b>1'42.352</b>	26.865	26.498	26.954	22.035	248.8	8	1'50.962	37.222	23.911	27.331	22.498	244.3	
13	<b>1'37.517</b>	26.853	22.406	26.437	21.821	248.8	9	<b>1'44.291</b>	27.201	22.649	32.064	22.377	209.3	
14	<b>1'37.262</b>	26.796	22.382	26.286	21.798	250.5	10	<b>1'38.099</b>	27.092	22.422	26.585	22.000	248.8	
<b>12th 34</b> <b>Mattia PASINI</b> Fieten Olie Racing GP ITA Runs=2 Total laps=18 Full laps=15 Valid laps=9							11	<b>1'38.035</b>	27.093	22.417	26.468	22.057	249.4	
1	3'02.529	34.105	24.360	28.013	23.062	244.8	12	<b>1'37.836</b>	27.030	22.372	26.510	21.924	247.7	
2	<b>1'40.848</b>	28.147	23.127	27.115	22.459	247.7	13	1'38.057 *	26.908	22.321	26.534	22.294*	247.1	
3	1'39.146 *	27.60*	22.610	26.760	22.170	249.4	14	<b>1'47.380</b>	27.015	23.548	33.380	23.437	178.8	
4	<b>1'38.639</b>	27.188	22.602	26.674	22.175	250.0	15	<b>1'37.383</b>	26.896	22.243	26.397	21.847	249.4	
5	1'39.157 *	27.278	22.454	27.252*	22.173	251.1	16	2'01.484 *	33.14*	25.401	34.134	28.808	187.5	
6	<b>1'38.265</b>	27.047	22.441	26.728	22.049	249.4	17	<b>1'45.225</b>	27.170	22.579	30.951	24.525	213.8	
7	1'38.447 *	27.185	22.383	26.681	22.198*	250.0	<b>15th 75</b> <b>Albert ARENAS</b> Red Bull KTM Ajo SPA Runs=2 Total laps=18 Full laps=15 Valid laps=13							
8	1'40.489 P	29.767	23.850	28.286	18.586	245.4	1	2'35.363	41.618	24.797	30.228	23.315	236.8	
9	1'50.211	33.037	23.277	27.613	26.284	240.0	2	1'43.263 *	28.649	23.382	27.782*	23.450	246.5	
10	<b>1'38.045</b>	27.035	22.504	26.640	21.866	248.8	3	<b>1'42.938</b>	27.567	25.833	26.964	22.574	248.8	
11	<b>1'37.625</b>	26.844	22.356	26.428	21.997	247.7	4	1'39.430 *	27.394	22.835	26.813	22.388*	250.0	
12	<b>1'37.651</b>	26.911	22.263	26.524	21.953	248.2	5	<b>1'38.481</b>	27.257	22.689	26.499	22.036	251.7	
13	1'44.437 *	30.60*	24.716	27.231	21.890	248.2	6	<b>1'37.938</b>	26.960	22.515	26.419	22.044	250.5	
14	1'37.462 *	26.840	22.251	26.448	21.923*	250.5	7	<b>1'37.761</b>	27.016	22.342	26.421	21.982	249.4	
15	<b>1'39.199</b>	26.836	22.324	27.844	22.195	250.0	8	<b>1'37.751</b>	26.900	22.414	26.435	22.002	250.5	
16	<b>1'37.335</b>	26.826	22.225	26.427	21.857	249.4	9	<b>1'38.357</b>	27.051	22.481	26.603	22.222	248.2	
17	1'43.619 *	31.83*	22.742	26.979*	22.068	249.4	10	1'34.959 P	27.243	22.640	26.537	18.539	251.1	
18	<b>1'37.272</b>	26.899	22.306	26.395	21.672	249.4	11	1'47.708	34.858	23.059	27.238	22.553	244.8	

**Fastest Lap:** Pedro ACOSTA Red Bull KTM Ajo SPA **1'36.488** 26.464 22.187 26.191 21.646

These data/results cannot be reproduced, stored and/or transmitted in whole or in part by any manner of electronic, mechanical, photocopying, recording, broadcasting or otherwise now known or herein after developed without the previous express consent by the copyright owner, except for reproduction in daily press and regular printed publications on sale to the public within 60 days of the event related to those data/results and always provided that copyright symbol appears together as follows below.  
© DORNA, 2023

# Practice Nr. 1

# Moto2

Lap	Lap Time	T1	T2	T3	T4	Speed	Lap	Lap Time	T1	T2	T3	T4	Speed
12	<b>1'38.785</b>	27.312	22.614	26.693	22.166	248.8	4	<b>1'39.356</b>	27.359	22.758	27.019	22.220	246.5
13	<b>1'38.242</b>	26.855	22.821	26.478	22.088	250.5	5	<b>1'39.443</b>	27.404	22.712	27.046	22.281	247.7
14	<b>1'37.556</b>	26.824	22.406	26.418	<b>21.908</b>	250.0	6	<b>1'39.029</b>	27.356	22.654	26.838	22.181	247.1
15	<b>3'27.989</b>	<b>26.753</b>	<b>22.225</b>	<b>26.326</b>	2'12.685	248.8	7	<b>1'39.133</b>	27.225	22.590	27.090	22.228	246.0
16	<b>1'40.850</b>	28.500	23.016	26.881	22.453	247.7	8	<b>1'38.846</b>	27.227	22.551	26.919	22.149	244.8
17	<b>1'38.141</b>	27.144	22.333	26.637	22.027	249.4	9	<b>1'38.497</b>	27.112	22.591	26.743	22.051	246.0
18	<b>1'37.799</b>	27.050	22.294	26.496	21.959	250.0	10	<b>1'43.256</b> P	30.96*	24.387	28.215	<b>19.692</b>	<b>241.0</b>

**16th 21** **Alonso LOPEZ** +Ego SpeedUp SPA  
Runs=3 Total laps=19 Full laps=14 Valid laps=4

1	1'52.931	34.456	24.071	27.695	22.943	242.1
2	<b>1'39.573</b>	27.577	22.902	26.616	22.478	246.0
3	1'45.764 *	27.358	28.150	27.210*	23.046*	246.5
4	1'38.415 *	27.153	22.557	26.484*	22.221	247.7
5	1'41.078 *	27.112	22.621	26.883	24.462*	248.8
6	1'38.547 *	27.117	22.579	26.457	22.394*	248.8
7	<b>1'42.708</b>	29.315	24.082	26.897	22.414	245.4
8	1'38.151 *	26.956	22.455	26.416	22.324*	248.2
9	1'39.984 P	29.24*	24.101	28.137	18.504	231.7
10	1'47.010	34.379	23.530	26.834	22.267	247.7
11	<b>1'37.611</b>	26.976	22.392	<b>26.209</b>	22.034	247.7
12	1'34.104 P	26.976	22.398	26.451	18.279	247.7
13	1'46.570	34.117	23.508	26.751	22.194	245.4
14	1'39.674 *	27.118	24.111	26.499*	<b>21.946</b>	248.8
15	1'37.323 *	26.836	22.319	26.276	21.892*	248.8
16	1'40.612 *	29.121	22.568	26.879*	22.044	<b>249.4</b>
17	<b>1'37.563</b>	<b>26.832</b>	<b>22.284</b>	26.416	22.031	248.2
18	1'43.189 *	31.26*	22.497	27.049*	22.375	248.8
19	1'41.258 *	27.067	23.783	26.885*	23.523	249.4

**17th 84** **Zonta VD GOORBE** Fieten Olie Racing GP NED  
Runs=3 Total laps=18 Full laps=13 Valid laps=8

1	2'23.762	34.933	24.029	28.523	23.345	244.8
2	1'40.126 *	27.848	22.908	27.019*	22.351	248.2
3	<b>1'39.672</b>	27.266	23.049	26.898	22.459	248.2
4	1'39.121 *	27.213	22.697	26.851	22.360*	249.4
5	<b>1'39.574</b>	27.587	22.805	26.966	22.216	<b>250.0</b>
6	<b>1'43.481</b>	27.468	22.756	26.922	26.335	248.8
7	<b>1'38.843</b>	27.239	22.654	26.807	22.143	247.7
8	1'34.846 P	27.568	22.638	26.720	17.920	249.4
9	1'52.856	36.159	23.178	28.234	25.285	231.7
10	<b>1'38.656</b>	27.100	22.739	26.677	22.140	246.5
11	<b>1'38.291</b>	27.043	22.540	26.572	22.136	247.7
12	1'36.025 P	26.985	22.673	27.081	19.286	247.1
13	1'48.122 *	34.376	23.428	27.924*	22.394	241.0
14	1'38.986 *	27.205	22.666	26.875	22.240*	245.4
15	<b>1'38.147</b>	26.875	22.516	26.739	22.017	246.5
16	<b>1'37.596</b>	<b>26.791</b>	<b>22.415</b>	<b>26.536</b>	<b>21.854</b>	246.5
17	1'47.845 *	31.54*	24.272	27.258	24.768	246.0
18	1'42.671 *	27.56*	23.642	27.769	23.694	243.7

**18th 24** **Marcos RAMIREZ** OnlyFans American R SPA  
Runs=2 Total laps=19 Full laps=16 Valid laps=14

1	2'10.776	36.370	24.935	30.311	23.333	232.2
2	<b>1'41.521</b>	28.185	23.103	27.588	22.645	246.0
3	<b>1'41.292</b>	27.834	22.917	27.367	23.174	<b>247.7</b>

11	1'50.685	35.703	24.505	27.879	22.598	242.1
12	<b>1'39.289</b>	27.452	22.738	26.911	22.188	245.4
13	<b>1'38.723</b>	27.142	22.937	26.618	22.026	246.5
14	<b>1'37.831</b>	26.882	22.505	26.502	21.942	246.5
15	1'38.042 *	26.892	22.508	26.598	22.044*	246.0
16	<b>1'37.922</b>	26.981	<b>22.397</b>	26.663	<b>21.881</b>	245.4
17	<b>1'37.676</b>	<b>26.827</b>	22.479	<b>26.484</b>	21.886	245.4
18	<b>1'44.377</b>	27.120	26.633	28.223	22.401	247.1
19	1'38.840 *	27.09*	22.874	26.686	22.181	246.0

**19th 71** **Dennis FOGGIA** Italtrans Racing Team ITA  
Runs=2 Total laps=14 Full laps=11 Valid laps=8

1	2'24.115	35.446	24.463	28.960	23.080	244.3
2	1'41.055 *	27.892	22.931	27.908*	22.324	248.8
3	<b>1'39.576</b>	27.383	22.791	27.109	22.293	249.4
4	1'38.663 *	26.985	22.678	26.866	22.134*	250.5
5	<b>1'41.207</b>	27.149	22.910	27.105	24.043	250.5
6	<b>1'38.405</b>	27.135	22.614	26.733	21.923	250.0
7	<b>1'38.340</b>	26.955	22.592	26.540	22.253	250.0
8	<b>1'38.182</b>	27.028	22.494	26.660	22.000	247.7
9	<b>1'38.001</b>	26.953	22.483	26.531	22.034	249.4
10	1'45.089 *	32.15*	23.135	27.020	22.778	247.1
11	<b>1'38.060</b>	26.828	22.602	26.715	21.915	248.2
12	1'42.974 P	29.857	23.548	28.560	21.009	241.0
13	1'47.721 *	34.925	23.576	26.993*	22.227	248.2
14	<b>1'37.755</b>	26.989	22.533	<b>26.431</b>	<b>21.802</b>	250.0
	unfinished	<b>26.750</b>	<b>22.423</b>	26.463		<b>251.7</b>

**20th 11** **Sergio GARCIA** Pons Wegow Los40 SPA  
Runs=3 Total laps=19 Full laps=14 Valid laps=11

1	2'36.176	36.221	24.113	30.112	23.449	234.7
2	1'42.974 *	28.355	23.792	27.823*	23.004	248.8
3	1'40.123 *	27.773	22.797	27.118*	22.435	249.4
4	1'39.847 *	27.768	22.674	26.994	22.411*	250.0
5	<b>1'39.249</b>	27.360	22.649	26.953	22.287	<b>251.1</b>
6	<b>1'40.511</b>	27.384	23.746	26.963	22.418	250.5
7	<b>1'38.886</b>	27.353	22.407	26.905	22.221	248.2
8	<b>1'38.611</b>	27.113	22.477	26.751	22.270	251.1
9	<b>1'38.838</b>	27.308	22.531	26.844	22.155	250.5
10	1'38.541 P	27.276	22.613	29.647	19.005	194.2
11	1'51.337	38.354	23.067	27.452	22.464	246.5
12	<b>1'39.209</b>	27.377	22.633	26.895	22.304	248.8
13	<b>1'38.832</b>	27.403	22.515	26.750	22.164	250.0
14	1'35.812 P	27.798	23.102	27.489	17.423	248.8
15	1'47.638 *	34.415	22.992	27.966	22.265*	248.2
16	<b>1'37.942</b>	27.027	22.464	26.461	21.990	249.4
17	<b>1'37.907</b>	<b>26.984</b>	22.487	26.476	<b>21.960</b>	250.0
18	<b>1'45.025</b>	27.090	22.583	30.783	24.569	206.5
19	<b>1'37.804</b>	27.019	<b>22.388</b>	<b>26.436</b>	21.961	250.5

**Fastest Lap:** Pedro ACOSTA Red Bull KTM Ajo SPA **1'36.488** 26.464 22.187 26.191 21.646

These data/results cannot be reproduced, stored and/or transmitted in whole or in part by any manner of electronic, mechanical, photocopying, recording, broadcasting or otherwise now known or herein after developed without the previous express consent by the copyright owner, except for reproduction in daily press and regular printed publications on sale to the public within 60 days of the event related to those data/results and always provided that copyright symbol appears together as follows below.  
© DORNA, 2023

# Practice Nr. 1

# Moto2

Lap	Lap Time	T1	T2	T3	T4	Speed	Lap	Lap Time	T1	T2	T3	T4	Speed
<b>21st 28 Izan GUEVARA</b> Inde GASGAS Aspar SPA Runs=2 Total laps=20 Full laps=17 Valid laps=12							15	<b>1'38.314</b>	27.103	22.592	26.489	22.130	246.5
1	2'17.390	35.224	24.292	28.649	23.754	246.5	16	<b>1'38.911</b>	<b>26.988</b>	22.660	26.618	22.645	246.5
2	1'42.521 *	28.584	23.177	27.795*	22.965	248.8	17	1'38.655 *	27.226	22.592	26.564	22.273*	246.0
3	<b>1'40.723</b>	27.840	22.809	27.383	22.691	248.8	18	<b>1'38.322</b>	27.155	22.550	26.515	22.102	244.8
4	1'40.715 *	27.868	22.785	27.363	22.699*	250.5	19	<b>1'38.217</b>	27.068	22.619	<b>26.405</b>	22.125	247.1
5	<b>1'39.559</b>	27.333	22.657	27.073	22.496	250.0	20	<b>1'37.941</b>	26.993	<b>22.545</b>	26.449	<b>21.954</b>	246.5
6	<b>1'39.775</b>	27.455	22.642	27.112	22.566	248.8	21	1'38.868 *	27.08 *	22.591	26.588*	22.608	244.8
7	<b>1'42.844</b>	28.817	23.968	27.379	22.680	250.0	22	<b>1'38.593</b>	27.100	22.660	26.623	22.210	245.4
8	<b>1'39.228</b>	27.377	22.607	26.904	22.340	<b>251.7</b>	<b>24th 52 Jeremy ALCOBA</b> QJMOTOR Gresini M SPA Runs=2 Total laps=20 Full laps=17 Valid laps=12						
9	<b>1'39.193</b>	27.496	22.532	26.939	22.226	251.1	1	2'18.409	35.615	25.474	29.390	24.165	222.6
10	1'41.657 P	30.65*	23.160	27.344	20.495	248.8	2	<b>1'47.920</b>	27.940	26.122	30.755	23.103	213.4
11	1'48.890	35.137	23.409	27.576	22.768	246.0	3	<b>1'40.686</b>	27.460	23.096	27.028	23.102	246.5
12	<b>1'39.051</b>	27.340	22.615	26.903	22.193	248.8	4	1'39.336 *	27.240	22.796	26.995*	22.305*	247.7
13	<b>1'38.226</b>	27.097	22.415	<b>26.681</b>	22.033	250.0	5	1'38.940 *	27.110	22.808	26.741	22.281*	247.7
14	<b>1'38.380</b>	26.983	22.533	26.785	22.079	250.0	6	<b>1'39.506</b>	27.133	23.399	26.777	22.197	247.7
15	<b>1'37.835</b>	<b>26.972</b>	<b>22.293</b>	26.681	<b>21.889</b>	250.5	7	1'39.391 *	27.326	22.681	26.927*	22.457	248.2
16	1'41.253 *	27.054	23.112	28.356	22.731*	242.6	8	<b>1'39.358</b>	27.441	22.851	26.793	22.273	248.2
17	1'42.036 *	30.07*	22.687	26.858	22.419	250.0	9	<b>1'39.099</b>	27.151	22.574	27.144	22.230	<b>249.4</b>
18	<b>1'39.326</b>	27.004	22.516	26.752	23.054	250.0	10	<b>1'39.196</b>	27.049	22.832	27.009	22.306	247.7
19	<b>1'51.836</b>	28.972	24.939	34.338	23.587	179.1	11	<b>1'38.624</b>	27.088	22.742	26.698	22.096	247.1
20	1'38.160 *	26.980	22.379	26.768*	22.033	251.1	12	1'38.625 P	28.956	23.851	28.082	17.736	239.4
<b>22nd 18 Manuel GONZALEZ</b> Correos Prepagos Yam SPA Runs=3 Total laps=13 Full laps=9 Valid laps=7							13	1'48.564 *	35.012	23.642	27.334*	22.576	243.7
1	2'12.730	35.084	24.410	28.439	23.341	244.8	14	<b>1'38.811</b>	27.178	22.786	26.713	22.134	246.5
2	<b>1'39.911</b>	27.721	22.774	26.929	22.487	248.2	15	<b>1'38.095</b>	26.935	22.663	26.522	<b>21.975</b>	246.0
3	1'42.937 *	27.647	22.835	27.503*	24.952	247.7	16	1'37.961 *	26.869	22.568	<b>26.457</b>	22.067*	246.0
4	1'40.473 P	27.224	22.712	26.624	12'23.913	<b>250.0</b>	17	1'40.338 *	<b>26.864</b>	<b>22.516</b>	28.561	22.397*	216.0
5	1'44.313 P	35.576	23.296	28.256*	17.185	235.2	18	<b>1'38.279</b>	27.038	22.590	26.628	22.023	247.1
6	1'46.959 *	34.276	23.234	26.841	22.608*	245.4	19	<b>1'51.115</b>	26.934	22.689	33.759	27.733	169.0
7	<b>1'38.637</b>	27.161	22.778	26.554	22.144	246.5	20	<b>1'42.319</b>	27.094	22.840	29.658	22.727	196.7
8	<b>1'37.973</b>	27.106	<b>22.494</b>	26.283	<b>22.090</b>	248.8	<b>25th 67 Alberto SURRA</b> Forward Team ITA Runs=2 Total laps=15 Full laps=12 Valid laps=10						
9	<b>1'37.879</b>	<b>26.897</b>	22.553	<b>26.268</b>	22.161	247.7	1	2'17.323	35.092	24.318	28.467	23.502	246.5
10	<b>1'40.556</b>	28.008	23.863	26.511	22.174	248.2	2	1'42.765 *	28.509	23.520	27.830*	22.906	249.4
11	<b>1'38.098</b>	26.973	22.540	26.415	22.170	247.1	3	<b>1'40.667</b>	27.975	22.926	27.187	22.579	248.8
12	<b>1'45.397</b>	28.397	23.531	27.709	25.760	244.3	4	1'40.911 *	27.936	22.869	27.501	22.605*	<b>250.0</b>
13	1'38.793 *	27.17*	22.644	26.656	22.316	247.1	5	<b>1'39.558</b>	27.544	22.706	26.951	22.357	249.4
<b>23rd 33 Rory SKINNER</b> OnlyFans American R GBR Runs=2 Total laps=22 Full laps=19 Valid laps=13							6	<b>1'39.652</b>	27.459	23.074	26.973	22.146	248.8
1	2'14.976	35.880	25.305	28.925	23.779	241.6	7	<b>1'40.748</b>	27.835	22.788	26.900	23.225	247.1
2	<b>1'43.202</b>	28.797	23.485	27.746	23.174	244.3	8	<b>1'39.910</b>	27.987	22.675	27.017	22.231	247.1
3	1'42.235 *	28.191	23.174	27.753*	23.117	246.5	9	<b>1'39.615</b>	27.497	22.755	27.055	22.308	248.2
4	1'41.507 *	27.949	23.068	27.545	22.945*	247.7	10	1'39.972 P	31.01*	24.005	27.357	17.598	246.0
5	1'40.818 *	27.876	23.113	27.319*	22.510	<b>248.2</b>	11	1'46.433	33.821	23.198	27.112	22.302	247.1
6	<b>1'39.645</b>	27.424	22.848	26.945	22.428	247.7	12	<b>1'38.969</b>	27.281	22.649	26.854	22.185	248.2
7	<b>1'39.729</b>	27.412	23.095	26.816	22.406	246.5	13	<b>1'38.350</b>	<b>27.078</b>	22.473	26.790	22.009	248.8
8	<b>1'39.790</b>	27.670	22.930	26.822	22.368	246.5	14	<b>1'38.312</b>	27.148	22.511	26.659	<b>21.994</b>	248.8
9	<b>1'39.442</b>	27.459	22.693	26.980	22.310	246.5	15	<b>1'42.293</b>	27.100	<b>22.469</b>	<b>26.607</b>	26.117	247.1
10	<b>1'39.175</b>	27.246	22.803	26.844	22.282	245.4	<b>PIT</b> 27.182 26.730 27.464 19.999 245.4						
11	1'38.861 *	27.251	22.674	26.714	22.222*	244.8	<b>26th 8 Senna AGIUS</b> Liqui Moly Husqvarna AUS Runs=2 Total laps=18 Full laps=15 Valid laps=9						
12	1'39.379 P	30.46*	<b>23.546</b>	<b>27.736</b>	17.630	243.2	1	2'09.919	34.338	24.161	28.602	23.335	243.2
13	1'49.003	35.542	23.605	27.174	22.682	243.2	2	1'42.269 *	28.348	23.100	28.084*	22.737	247.1
14	<b>1'39.279</b>	27.411	22.934	26.641	22.293	246.0	3	1'40.578 *	27.728	22.926	27.425*	22.499	248.8

**Fastest Lap:** Pedro ACOSTA Red Bull KTM Ajo SPA **1'36.488** 26.464 22.187 26.191 21.646

These data/results cannot be reproduced, stored and/or transmitted in whole or in part by any manner of electronic, mechanical, photocopying, recording, broadcasting or otherwise now known or herein after developed without the previous express consent by the copyright owner, except for reproduction in daily press and regular printed publications on sale to the public within 60 days of the event related to those data/results and always provided that copyright symbol appears together as follows below.  
© DORNA, 2023



## Practice Nr. 1

## Moto2

Lap	Lap Time	T1	T2	T3	T4	Speed	Lap	Lap Time	T1	T2	T3	T4	Speed
4	<b>1'40.470</b>	27.738	22.706	27.205	22.821	248.2	16	<b>1'38.863</b>	27.380	22.582	26.933	<b>21.968</b>	247.7
5	1'39.715 *	27.583	22.674	27.116*	22.342	248.8	17	<b>1'39.165</b>	27.485	22.549	26.956	22.175	247.1
6	<b>1'39.648</b>	27.457	22.636	27.129	22.426	249.4	18	1'54.457 *	33.46*	25.123	32.519	23.351	184.6
7	<b>1'39.181</b>	27.332	22.511	27.062	22.276	248.2	<b>29th 4 Sean Dylan KELLY</b> OnlyFans American R USA Runs=2 Total laps=18 Full laps=15 Valid laps=14						
8	<b>1'39.328</b>	27.278	22.565	27.215	22.270	248.8	1	1'57.408	37.852	24.516	28.851	23.645	246.0
9	1'35.500 P	27.373	22.756	27.157*	18.214	249.4	2	1'43.049 *	28.758	23.395	27.980*	22.916	246.0
10	1'46.068	33.319	23.098	27.123	22.528	247.7	3	<b>1'41.770</b>	28.195	23.337	27.524	22.714	247.7
11	1'38.705 *	27.139	22.456	27.003*	22.107	<b>250.0</b>	4	<b>1'40.752</b>	27.799	22.911	27.403	22.639	<b>249.4</b>
12	<b>1'38.458</b>	27.225	22.339	26.833	<b>22.061</b>	248.8	5	<b>1'40.858</b>	27.902	23.014	27.399	22.543	248.8
13	<b>1'38.455</b>	27.106	22.366	<b>26.830</b>	22.153	248.2	6	<b>1'40.403</b>	27.605	23.054	27.347	22.397	248.8
14	<b>1'40.410</b>	<b>26.993</b>	22.419	28.378	22.620	247.1	7	<b>1'40.804</b>	27.747	22.996	27.479	22.582	247.1
15	1'38.581 *	27.156	<b>22.319</b>	26.891*	22.215	248.2	8	<b>1'40.319</b>	27.611	22.845	27.397	22.466	247.7
16	<b>1'39.004</b>	27.192	22.513	26.997	22.302	247.7	9	<b>1'40.179</b>	27.626	22.892	27.282	22.379	247.1
17	<b>1'41.874</b>	27.263	22.439	26.865	25.307	248.2	10	1'39.967 P	29.635	23.774	28.427	18.131	246.0
18	1'40.901 *	27.322	23.139	27.395*	23.045	247.1	11	1'51.326 *	36.067	24.289	28.199*	22.771	243.7
<b>27th 3 Lukas TULOVIC</b> Liqui Moly Husqvarna GER Runs=2 Total laps=20 Full laps=17 Valid laps=12						12	<b>1'40.281</b>	27.713	23.022	27.265	22.281	247.7	
1	2'13.649	35.968	24.634	29.170	23.773	246.5	13	<b>1'39.596</b>	27.425	22.757	27.177	22.237	249.4
2	<b>1'43.637</b>	28.610	23.597	28.287	23.143	244.8	14	<b>1'39.317</b>	27.468	<b>22.663</b>	26.958	22.228	249.4
3	<b>1'42.751</b>	28.393	23.518	27.948	22.892	245.4	15	<b>1'39.204</b>	27.282	22.691	27.065	22.166	248.2
4	1'42.128 *	28.097	22.953	27.833	23.245*	246.5	16	<b>1'39.407</b>	27.265	22.723	27.194	22.225	248.8
5	<b>1'41.657</b>	27.987	23.175	27.556	22.939	<b>249.4</b>	17	<b>1'39.305</b>	27.262	22.741	27.132	22.170	247.7
6	<b>1'40.159</b>	27.770	22.698	27.206	22.485	248.8	18	<b>1'39.012</b>	<b>27.175</b>	22.740	<b>26.948</b>	<b>22.149</b>	248.2
7	1'40.107 *	27.613	22.656	27.303*	22.535	247.1	<b>30th 72 Borja GOMEZ</b> Fantic Racing SPA Runs=2 Total laps=18 Full laps=15 Valid laps=6						
8	1'39.932 P	28.360	26.012	27.831	17.729	244.3	1	1'55.964	35.142	24.231	28.473	23.577	247.1
9	1'49.777	35.615	23.431	28.058	22.673	244.8	2	1'42.079 *	28.108	23.087	27.889*	22.995	247.7
10	<b>1'39.938</b>	27.642	22.686	27.203	22.407	244.8	3	1'40.841 *	27.806	23.023	27.536*	22.476	247.7
11	<b>1'39.342</b>	27.265	22.681	27.026	22.370	244.8	4	1'40.243 *	27.422	22.829	27.391*	22.601*	<b>250.0</b>
12	<b>1'39.339</b>	27.313	22.686	26.916	22.424	246.0	5	1'42.960 *	27.574	22.903	28.801*	23.682	248.8
13	1'43.501 *	28.59*	24.217	27.800	22.892	248.8	6	<b>1'39.970</b>	27.481	22.745	27.306	22.438	246.5
14	<b>1'39.126</b>	27.296	22.603	26.945	22.282	247.1	7	<b>1'39.698</b>	27.492	22.718	27.161	22.327	247.7
15	<b>1'38.938</b>	27.313	22.525	26.844	22.256	244.8	8	1'44.840 *	27.458	22.683	27.546*	27.153	247.1
16	1'39.988 *	27.307	22.562	27.248	22.871*	246.0	9	<b>1'45.568</b>	28.043	23.463	28.980	25.082	247.1
17	1'40.233 *	<b>27.068</b>	22.627	27.513*	23.025	245.4	10	1'40.178 *	27.537	22.666	27.518*	22.457	247.7
18	<b>1'39.783</b>	27.308	22.649	27.355	22.471	245.4	11	<b>1'39.902</b>	27.432	22.753	27.377	22.340	247.7
19	<b>1'38.799</b>	27.197	22.540	26.859	22.203	247.1	12	1'39.355 P	28.70*	23.398	28.384*	18.866	245.4
20	<b>1'38.692</b>	27.252	<b>22.466</b>	<b>26.804</b>	<b>22.170</b>	246.5	13	1'51.006 *	37.000	24.131	27.468*	22.407	246.0
<b>28th 23 Taiga HADA</b> Pertamina Mandalika JPN Runs=2 Total laps=18 Full laps=15 Valid laps=12						14	1'39.622 *	27.232	22.691	27.372	22.327*	247.7	
1	2'13.966	34.995	24.408	28.630	23.426	244.3	15	<b>1'39.640</b>	27.308	22.636	27.427	22.269	246.0
2	<b>1'43.502</b>	28.523	23.484	28.256	23.239	243.7	16	<b>1'39.180</b>	<b>27.226</b>	<b>22.570</b>	<b>27.143</b>	<b>22.241</b>	247.1
3	<b>1'42.078</b>	28.558	23.041	27.717	22.762	244.8	17	1'43.288 *	27.366	22.883	29.936*	23.103	230.7
4	1'41.941 *	28.262	23.047	27.634*	22.998*	244.8	18	1'42.005 *	27.70*	22.855	28.780*	22.670	238.9
5	<b>1'40.611</b>	28.017	23.075	27.103	22.416	<b>248.2</b>	<b>31st 5 Kohta NOZANE</b> Correos Prepagó Yam JPN Runs=2 Total laps=19 Full laps=16 Valid laps=15						
6	<b>1'39.341</b>	27.460	22.690	26.947	22.244	247.7	1	2'00.347	37.115	25.260	28.973	24.062	239.4
7	<b>1'39.921</b>	27.567	22.765	27.074	22.515	246.0	2	<b>1'43.991</b>	28.907	23.906	28.089	23.089	241.0
8	<b>1'41.052</b>	28.132	23.085	27.405	22.430	245.4	3	<b>1'42.729</b>	28.361	23.483	27.856	23.029	240.5
9	<b>1'40.363</b>	27.676	22.672	27.595	22.420	246.0	4	<b>1'41.729</b>	28.159	23.249	27.561	22.760	242.6
10	1'40.653 P	27.761	22.764	27.169	22.959	246.5	5	<b>1'40.714</b>	27.759	22.997	27.391	22.567	242.6
11	1'53.006	39.734	23.556	27.356	22.360	246.0	6	<b>1'40.760</b>	27.844	23.019	27.336	22.561	242.6
12	<b>1'39.743</b>	27.759	22.804	26.994	22.186	247.1	7	<b>1'44.152</b>	27.546	22.968	27.397	26.241	241.0
13	<b>1'39.254</b>	27.614	22.580	26.901	22.159	246.5	8	<b>1'40.537</b>	27.847	22.876	27.307	22.507	242.1
14	1'39.282 *	27.506	22.626	27.018*	22.132	246.5							
15	<b>1'39.006</b>	<b>27.380</b>	<b>22.514</b>	<b>26.857</b>	22.255	246.0							

**Fastest Lap:** Pedro ACOSTA Red Bull KTM Ajo SPA **1'36.488** 26.464 22.187 26.191 21.646

These data/results cannot be reproduced, stored and/or transmitted in whole or in part by any manner of electronic, mechanical, photocopying, recording, broadcasting or otherwise now known or herein after developed without the previous express consent by the copyright owner, except for reproduction in daily press and regular printed publications on sale to the public within 60 days of the event related to those data/results and always provided that copyright symbol appears together as follows below.  
© DORNA, 2023



# Practice Nr. 1

Moto2

Lap	Lap Time	T1	T2	T3	T4	Speed	Lap	Lap Time	T1	T2	T3	T4	Speed
9	<b>1'39.940</b>	27.559	22.839	27.186	22.356	243.2							
10	1'46.670 P	31.18*	23.200	28.207	24.081	234.7							
11	1'53.393	37.459	24.422	28.498	23.014	234.7							
12	<b>1'41.072</b>	27.518	23.003	27.944	22.607	237.3							
13	<b>1'39.810</b>	27.450	22.908	27.140	22.312	243.7							
14	<b>1'40.353</b>	27.589	23.339	27.145	22.280	243.2							
15	1'39.529 *	27.325	22.832	27.109	22.263*	242.6							
16	<b>1'39.577</b>	27.288	22.682	27.109	22.498	241.6							
17	<b>1'45.821</b>	27.468	28.323	27.476	22.554	243.7							
18	<b>1'39.881</b>	27.403	22.911	27.186	22.381	242.1							
19	<b>1'39.616</b>	27.359	22.864	27.018	22.375	243.7							

**Fastest Lap:** Pedro ACOSTA Red Bull KTM Ajo SPA **1'36.488** 26.464 22.187 26.191 21.646

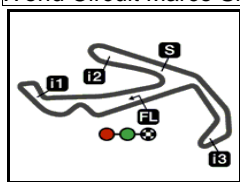
These data/results cannot be reproduced, stored and/or transmitted in whole or in part by any manner of electronic, mechanical, photocopying, recording, broadcasting or otherwise now known or herein after developed without the previous express consent by the copyright owner, except for reproduction in daily press and regular printed publications on sale to the public within 60 days of the event related to those data/results and always provided that copyright symbol appears together as follows below.  
© DORNA, 2023

Official MotoGP Timing by **TISSOT**  
www.motogp.com

Misano Adriatico, Friday, September 08, 2023

Page 7 of 7





4226 m.

## GRAN PREMIO RED BULL DI SAN MARINO E DELLA RIVIERA

## Practice Nr. 1

## Best Partial Times

Moto2™

IT Ideal Lap Time, sum of the best partial times

BT Best Lap Time

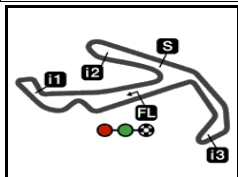
T1			T2			T3			T4				
Pos	Rider	Time	Rider	Time	Rider	Time	Rider	Time	Pos	Rider	IT	BT	
1	P.ACOSTA	26.410	P.ACOSTA	22.116	S.CHANTRA	25.912	A.OGURA	21.575	1	P.ACOSTA	1'36.363	1'36.488 (1)	
2	J.ROBERTS	26.601	A.OGURA	22.125	J.ROBERTS	26.058	A.CANET	21.641	2	A.OGURA	1'36.490	1'36.679 (2)	
3	S.CHANTRA	26.621	A.CANET	22.199	A.OGURA	26.074	P.ACOSTA	21.646	3	S.CHANTRA	1'36.497	1'36.903 (6)	
4	B.BENDSNEYDE	26.628	M.PASINI	22.225	C.VIETTI	26.098	M.PASINI	21.672	4	A.CANET	1'36.644	1'36.924 (7)	
5	A.CANET	26.629	A.ARENAS	22.225	B.BENDSNEYDE	26.139	S.CHANTRA	21.684	5	J.ROBERTS	1'36.746	1'36.870 (4)	
6	B.BALTUS	26.670	J.ROBERTS	22.240	A.CANET	26.175	B.BALTUS	21.713	6	B.BENDSNEY	1'36.785	1'36.893 (5)	
7	S.LOWES	26.675	F.SALAC	22.243	P.ACOSTA	26.191	S.LOWES	21.720	7	C.VIETTI	1'36.797	1'36.797 (3)	
8	C.VIETTI	26.694	T.ARBOLINO	22.246	A.LOPEZ	26.209	C.VIETTI	21.725	8	B.BALTUS	1'36.994	1'37.070 (8)	
9	A.OGURA	26.716	B.BENDSNEYDE	22.255	T.ARBOLINO	26.222	B.BENDSNEYDE	21.763	9	S.LOWES	1'37.037	1'37.182 (10)	
10	T.ARBOLINO	26.726	C.VIETTI	22.280	M.GONZALEZ	26.268	J.DIXON	21.798	10	T.ARBOLINO	1'37.082	1'37.181 (9)	
11	D.FOGGIA	26.750	S.CHANTRA	22.280	F.ALDEGUER	26.286	D.FOGGIA	21.802	11	M.PASINI	1'37.118	1'37.272 (12)	
12	A.ARENAS	26.753	A.LOPEZ	22.284	J.DIXON	26.286	F.ALDEGUER	21.824	12	A.ARENAS	1'37.212	1'37.556 (15)	
13	J.DIXON	26.768	I.GUEVARA	22.293	B.BALTUS	26.295	F.SALAC	21.847	13	J.DIXON	1'37.234	1'37.262 (11)	
14	F.ALDEGUER	26.774	S.LOWES	22.301	A.ARENAS	26.326	J.ROBERTS	21.847	14	F.ALDEGUER	1'37.250	1'37.314 (13)	
15	Z.VD GOORBER	26.791	B.BALTUS	22.316	S.LOWES	26.341	Z.VD GOORBER	21.854	15	A.LOPEZ	1'37.271	1'37.563 (16)	
16	M.PASINI	26.826	S.AGIUS	22.319	M.PASINI	26.395	M.RAMIREZ	21.881	16	F.SALAC	1'37.383	1'37.383 (14)	
17	M.RAMIREZ	26.827	F.ALDEGUER	22.366	F.SALAC	26.397	T.ARBOLINO	21.888	17	D.FOGGIA	1'37.406	1'37.755 (19)	
18	A.LOPEZ	26.832	J.DIXON	22.382	R.SKINNER	26.405	I.GUEVARA	21.889	18	M.RAMIREZ	1'37.589	1'37.676 (18)	
19	J.ALCOBA	26.864	S.GARCIA	22.388	D.FOGGIA	26.431	A.ARENAS	21.908	19	Z.VD GOORBE	1'37.596	1'37.596 (17)	
20	F.SALAC	26.896	M.RAMIREZ	22.397	S.GARCIA	26.436	A.LOPEZ	21.946	20	M.GONZALEZ	1'37.749	1'37.879 (22)	
21	M.GONZALEZ	26.897	Z.VD GOORBER	22.415	J.ALCOBA	26.457	R.SKINNER	21.954	21	S.GARCIA	1'37.768	1'37.804 (20)	
22	I.GUEVARA	26.972	D.FOGGIA	22.423	M.RAMIREZ	26.484	S.GARCIA	21.960	22	J.ALCOBA	1'37.812	1'38.095 (24)	
23	S.GARCIA	26.984	L.TULOVIC	22.466	Z.VD GOORBER	26.536	T.HADA	21.968	23	I.GUEVARA	1'37.835	1'37.835 (21)	
24	R.SKINNER	26.988	A.SURRA	22.469	A.SURRA	26.607	J.ALCOBA	21.975	24	R.SKINNER	1'37.892	1'37.941 (23)	

These data/results cannot be reproduced, stored and/or transmitted in whole or in part by any manner of electronic, mechanical, photocopying, recording, broadcasting or otherwise now known or herein after developed without the previous express consent by the copyright owner, except for reproduction in daily press and regular printed publications on sale to the public within 60 days of the event related to those data/results and always provided that copyright symbol appears together as follows below.

© DORNA, 2023

Official MotoGP Timing by TISSOT  
www.motogp.com





4226 m.

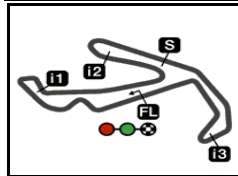
**GRAN PREMIO RED BULL DI SAN MARINO E DELLA RIVIERA****Practice Nr. 1****Best Partial Times****Moto2™***IT* Ideal Lap Time, sum of the best partial times*BT* Best Lap Time

<b>T1</b>		<b>T2</b>		<b>T3</b>		<b>T4</b>				<i>IT</i>	<i>BT</i>	
<i>Pos</i>	<i>Rider</i>	<i>Time</i>	<i>Rider</i>	<i>Time</i>	<i>Rider</i>	<i>Time</i>	<i>Rider</i>	<i>Time</i>	<i>Pos</i>	<i>Rider</i>		
25	S.AGIUS	26.993	M.GONZALEZ	22.494	I.GUEVARA	26.681	A.SURRA	21.994	25	<b>A.SURRA</b>	1'38.148	1'38.312 (25)
26	<b>L.TULOVIC</b>	<b>27.068</b>	<b>T.HADA</b>	<b>22.514</b>	<b>L.TULOVIC</b>	<b>26.804</b>	<b>S.AGIUS</b>	<b>22.061</b>	26	<b>S.AGIUS</b>	1'38.203	1'38.455 (26)
27	A.SURRA	27.078	J.ALCOBA	22.516	S.AGIUS	26.830	M.GONZALEZ	22.090	27	<b>L.TULOVIC</b>	1'38.508	1'38.692 (27)
28	<b>S.KELLY</b>	<b>27.175</b>	<b>R.SKINNER</b>	<b>22.545</b>	<b>T.HADA</b>	<b>26.857</b>	<b>S.KELLY</b>	<b>22.149</b>	28	<b>T.HADA</b>	1'38.719	1'38.863 (28)
29	B.GOMEZ	27.226	B.GOMEZ	22.570	S.KELLY	26.948	L.TULOVIC	22.170	29	<b>S.KELLY</b>	1'38.935	1'39.012 (29)
30	<b>K.NOZANE</b>	<b>27.288</b>	<b>S.KELLY</b>	<b>22.663</b>	<b>K.NOZANE</b>	<b>27.018</b>	<b>B.GOMEZ</b>	<b>22.241</b>	30	<b>B.GOMEZ</b>	1'39.180	1'39.180 (30)
31	T.HADA	27.380	K.NOZANE	22.682	B.GOMEZ	27.143	K.NOZANE	22.280	31	<b>K.NOZANE</b>	1'39.268	1'39.577 (31)

These data/results cannot be reproduced, stored and/or transmitted in whole or in part by any manner of electronic, mechanical, photocopying, recording, broadcasting or otherwise now known or herein after developed without the previous express consent by the copyright owner, except for reproduction in daily press and regular printed publications on sale to the public within 60 days of the event related to those data/results and always provided that copyright symbol appears together as follows below.  
© DORNA, 2023

Official MotoGP Timing by **TISSOT**  
www.motogp.com





4226 m.

## GRAN PREMIO RED BULL DI SAN MARINO E DELLA RIVIERA

## Practice Nr. 1

## Fastest Laps Sequence

Practice Time	 Rider	Nation	Motorcycle	Time	Km/h	Rider's Lap
3'32.504	21 <b>Alonso LOPEZ</b>	SPA	BOSCOSCURO	<b>1'39.573</b>	152.7	2
4'21.655	37 <b>Pedro ACOSTA</b>	SPA	KALEX	<b>1'39.363</b>	153.1	2
5'42.191	64 <b>Bo BENDSNEYDER</b>	NED	KALEX	<b>1'38.777</b>	154.0	3
6'55.768	14 <b>Tony ARBOLINO</b>	ITA	KALEX	<b>1'38.736</b>	154.0	4
8'01.162	34 <b>Mattia PASINI</b>	ITA	KALEX	<b>1'38.639</b>	154.2	4
8'32.583	13 <b>Celestino VIETTI</b>	ITA	KALEX	<b>1'38.355</b>	154.6	5
8'33.940	14 <b>Tony ARBOLINO</b>	ITA	KALEX	<b>1'38.172</b>	154.9	5
9'13.703	12 <b>Filip SALAC</b>	CZE	KALEX	<b>1'38.019</b>	155.2	5
9'14.434	79 <b>Ai OGURA</b>	JPN	KALEX	<b>1'37.774</b>	155.5	5
10'53.872	37 <b>Pedro ACOSTA</b>	SPA	KALEX	<b>1'37.289</b>	156.3	6
12'31.111	37 <b>Pedro ACOSTA</b>	SPA	KALEX	<b>1'37.239</b>	156.4	7
13'55.144	64 <b>Bo BENDSNEYDER</b>	NED	KALEX	<b>1'37.221</b>	156.4	8
15'46.610	79 <b>Ai OGURA</b>	JPN	KALEX	<b>1'37.085</b>	156.7	9
30'31.128	35 <b>Somkiat CHANTRA</b>	THA	KALEX	<b>1'36.903</b>	156.9	14
32'23.685	37 <b>Pedro ACOSTA</b>	SPA	KALEX	<b>1'36.721</b>	157.2	14
34'56.288	79 <b>Ai OGURA</b>	JPN	KALEX	<b>1'36.693</b>	157.3	15
37'14.028	37 <b>Pedro ACOSTA</b>	SPA	KALEX	<b>1'36.569</b>	157.5	17
38'50.516	37 <b>Pedro ACOSTA</b>	SPA	KALEX	<b>1'36.488</b>	157.6	18

These data/results cannot be reproduced, stored and/or transmitted in whole or in part by any manner of electronic, mechanical, photocopying, recording, broadcasting or otherwise now known or herein after developed without the previous express consent by the copyright owner, except for reproduction in daily press and regular printed publications on sale to the public within 60 days of the event related to those data/results and always provided that copyright symbol appears together as follows below.

© DORNA, 2023

Official MotoGP Timing by TISSOT  
www.motogp.com

Misano Adriatico, Friday, September 08, 2023

