


4226 m.

GRAN PREMIO RED BULL DI SAN MARINO E DELLA RIVIERA**Qualifying Nr. 1****Classification****17**

	Rider	Nation	Team	Motorcycle	Time	Lap	Total	Gap	Top Speed
1	88 Miguel OLIVEIRA	POR	CryptoDATA RNF MotoGP Team	APRILIA	1'31.272	8	8		300.0
2	41 Aleix ESPARGARO	SPA	Aprilia Racing	APRILIA	1'31.429	7	7	0.157 0.157	298.3
3	20 Fabio QUARTARARO	FRA	Monster Energy Yamaha MotoGP	YAMAHA	1'31.467	8	8	0.195 0.038	295.8
4	51 Michele PIRRO	ITA	Aruba.it Racing	DUCATI	1'31.533	8	9	0.261 0.066	295.8
5	6 Stefan BRADL	GER	HRC Team	HONDA	1'31.560	6	8	0.288 0.027	297.5
6	5 Johann ZARCO	FRA	Prima Pramac Racing	DUCATI	1'31.667	7	8	0.395 0.107	298.3
7	37 Augusto FERNANDEZ	SPA	GASGAS Factory Racing Tech3	KTM	1'31.678	7	8	0.406 0.011	295.8
8	43 Jack MILLER	AUS	Red Bull KTM Factory Racing	KTM	1'31.713	7	8	0.441 0.035	300.0
9	21 Franco MORBIDELLI	ITA	Monster Energy Yamaha MotoGP	YAMAHA	1'31.845	7	7	0.573 0.132	295.0
10	30 Takaaki NAKAGAMI	JPN	LCR Honda IDEMITSU	HONDA	1'31.851	7	8	0.579 0.006	297.5
11	49 Fabio DI GIANNANTONIO	ITA	Gresini Racing MotoGP	DUCATI	1'31.914	9	9	0.642 0.063	295.0
12	36 Joan MIR	SPA	Repsol Honda Team	HONDA	1'31.944	8	9	0.672 0.030	296.7
13	44 Po Espargaro	SPA	GASGAS Factory Racing Tech3	KTM	1'32.140	2	4	0.868 0.196	299.1

Practice condition: Dry

Air: 27°

Humidity: 57%

Ground: 34°

Fastest Lap:	Lap: 8	Miguel OLIVEIRA	1'31.272	166.6 Km/h
Best Race Lap:	2022	Enea BASTIANINI	1'31.868	165.6 Km/h
All Time Lap Record:	2023	Marco BEZZECCHI	1'30.846	167.4 Km/h

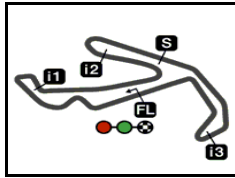
The results are provisional until the end of the limit for protest and appeals.

Time limit for protest expires 30' after publication of the results - Time:

These data/results cannot be reproduced, stored and/or transmitted in whole or in part by any manner of electronic, mechanical, photocopying, recording, broadcasting or otherwise now known or herein after developed without the previous express consent by the copyright owner, except for reproduction in daily press and regular printed publications on sale to the public within 60 days of the event related to those data/results and always provided that copyright symbol appears together as follows below.

© DORNA, 2023

Official MotoGP Timing by **TISSOT**
www.motogp.com**Misano Adriatico, Saturday, September 09, 2023**



4226 m.

GRAN PREMIO RED BULL DI SAN MARINO E DELLA RIVIERA**Qualifying Nr. 1****Top Speed & Average****18**

<i>Rider</i>	<i>Nation</i>	<i>Motorcycle</i>	<i>Top 5 speeds</i>					<i>Average</i>	<i>Top</i>
43 Jack MILLER	AUS	KTM	300.0	297.5	296.7	295.0	294.2	296.7	300.0
88 Miguel OLIVEIRA	POR	APRILIA	300.0	299.1	299.1	299.1	299.1	299.3	300.0
44 Pol ESPARGARO	SPA	KTM	299.1	299.1	297.5	296.7	283.4	295.2	299.1
5 Johann ZARCO	FRA	DUCATI	298.3	298.3	297.5	296.7	296.7	297.5	298.3
41 Aleix ESPARGARO	SPA	APRILIA	298.3	297.5	297.5	296.7	295.0	297.0	298.3
6 Stefan BRADL	GER	HONDA	297.5	297.5	296.7	295.0	295.0	296.3	297.5
30 Takaaki NAKAGAMI	JPN	HONDA	297.5	296.7	296.7	295.8	295.8	296.4	297.5
36 Joan MIR	SPA	HONDA	296.7	295.8	295.0	293.4	293.4	294.6	296.7
20 Fabio QUARTARARO	FRA	YAMAHA	295.8	295.0	295.0	295.0	294.2	294.8	295.8
37 Augusto FERNANDEZ	SPA	KTM	295.8	295.8	295.0	295.0	293.4	295.0	295.8
51 Michele PIRRO	ITA	DUCATI	295.8	295.8	294.2	294.2	294.2	294.8	295.8
21 Franco MORBIDELLI	ITA	YAMAHA	295.0	294.2	294.2	293.4	292.6	293.5	295.0
49 Fabio DI GIANNANTONIO	ITA	DUCATI	295.0	295.0	294.2	294.2	294.2	294.5	295.0

These data/results cannot be reproduced, stored and/or transmitted in whole or in part by any manner of electronic, mechanical, photocopying, recording, broadcasting or otherwise now known or herein after developed without the previous express consent by the copyright owner, except for reproduction in daily press and regular printed publications on sale to the public within 60 days of the event related to those data/results and always provided that copyright symbol appears together as follows below.

© DORNA, 2023

Official MotoGP Timing by TISSOT
www.motogp.com



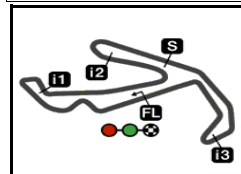
Misano Adriatico, Saturday, September 09, 2023

GRAN PREMIO RED BULL DI SAN MARINO E DELLA RIVIERA

Qualifying Nr. 1

Chronological Analysis of Performances

19



4226 m.

* Lap / Sector time cancelled

T1 Time from finish line to 1st intermediate

T3 Time from 2nd intermed. to 3rd intermed.

P Crossing the finish line in pit lane

T2 Time from 1st intermed. to 2nd intermed.

T4 Time from 3rd intermediate to finish line

**Tyre data subject to further updates

Lap	Lap Time	T1	T2	T3	T4	Speed	Lap	Lap Time	T1	T2	T3	T4	Speed	
1st	88	Miguel OLIVEIRA APRILIA POR						7	1'33.584	25.481	20.491	25.883	21.729	295.8
		CryptoDATA RNF MotoGP Team						8	1'31.467	25.563	20.489	24.916	20.499	294.2
		Runs=2	Total laps=8	Full laps=5	Valid laps=3									
Run #	1	Front Tyre	Slick-Hard	Rear Tyre	Slick-Soft									
		New Tyre		New Tyre										
1	2'11.805	34.852	21.559	25.858	21.018	296.7								
2	1'31.999 *	25.903	20.574	25.007*	20.515	299.1								
3	1'31.450	25.701	20.405	24.834	20.510	299.1								
4	1'32.808 P	28.191*	21.618	26.282	16.717	284.9								
Run #	2	Front Tyre	Slick-Hard	Rear Tyre	Slick-Soft									
		4 Laps at start		New Tyre										
5	1'42.919	35.625	21.067	25.490	20.737	295.0								
6	1'31.475	25.685	20.383	24.907	20.500	299.1								
7	1'39.764 *	33.016*	20.639	25.433	20.676	299.1								
8	1'31.272	25.626	20.417	24.825	20.404	300.0								
2nd	41	Alex ESPARGARO APRILIA SPA												
		Aprilia Racing												
		Runs=2	Total laps=7	Full laps=4	Valid laps=4									
Run #	1	Front Tyre	Slick-Hard	Rear Tyre	Slick-Soft									
		New Tyre		New Tyre										
1	1'48.263	33.585	21.439	29.375	21.252	150.2								
2	1'32.677	26.057	20.729	25.055	20.836	298.3								
3	1'32.148	25.736	20.700	24.991	20.721	295.0								
4	1'34.598 P	25.782	20.597	28.771*	19.448	297.5								
Run #	2	Front Tyre	Slick-Hard	Rear Tyre	Slick-Soft									
		4 Laps at start		New Tyre										
5	1'41.098	33.153	21.376	25.475	21.094	294.2								
6	1'31.718	25.718	20.576	24.824	20.600	296.7								
7	1'31.429	25.639	20.434	24.733	20.623	297.5								
	PIT	36.492	22.955	31.387	18.510	190.8								
3rd	20	Fabio QUARTARARO YAMAHA FRA												
		Monster Energy Yamaha MotoGP												
		Runs=2	Total laps=8	Full laps=5	Valid laps=5									
Run #	1	Front Tyre	Slick-Hard	Rear Tyre	Slick-Soft									
		New Tyre		New Tyre										
1	2'06.123	33.542	21.496	25.568	21.080	294.2								
2	1'32.047	25.840	20.601	25.011	20.595	295.0								
3	1'31.806	25.690	20.581	24.957	20.578	295.0								
4	1'31.782 P	28.664*	20.752	25.811	16.555	293.4								
Run #	2	Front Tyre	Slick-Hard	Rear Tyre	Slick-Soft									
		4 Laps at start		New Tyre										
5	1'40.786	33.445	20.988	25.365	20.988	294.2								
6	1'31.678	25.601	20.486	24.985	20.606	295.0								
4th	51	Michele PIRRO DUCATI ITA												
		Aruba.it Racing												
		Runs=2	Total laps=9	Full laps=6	Valid laps=4									
Run #	1	Front Tyre	Slick-Hard	Rear Tyre	Slick-Soft									
		New Tyre		New Tyre										
1	2'46.126	34.153	21.719	26.013	21.186	294.2								
2	1'32.102 *	25.988	20.624	24.974	20.516*	295.8								
3	1'32.927	25.812	21.088	25.319	20.708	293.4								
4	1'31.840	25.698	20.614	25.002	20.526	295.8								
5	1'29.676 P	26.437	21.111	25.685	16.443	288.0								
Run #	2	Front Tyre	Slick-Hard	Rear Tyre	Slick-Soft									
		5 Laps at start		New Tyre										
6	1'42.147	33.868	21.644	25.554	21.081	293.4								
7	1'32.354 *	25.732	20.479	25.214*	20.929*	294.2								
8	1'31.533	25.665	20.441	24.891	20.536	294.2								
9	1'42.232	29.464	22.478	26.837	23.453	274.8								
5th	6	Stefan BRADL HONDA GER												
		HRC Team												
		Runs=2	Total laps=8	Full laps=5	Valid laps=3									
Run #	1	Front Tyre	Slick-Hard	Rear Tyre	Slick-Soft									
		New Tyre		New Tyre										
1	1'50.615	33.633	21.440	28.789	21.831	170.3								
2	1'38.101	26.200	22.886	28.063	20.952	295.0								
3	1'32.009	25.867	20.548	24.980	20.614	297.5								
4	1'34.434 P	29.293*	21.602	26.433	17.106	292.6								
Run #	2	Front Tyre	Slick-Hard	Rear Tyre	Slick-Soft									
		4 Laps at start		New Tyre										
5	1'43.441	35.640	21.579	25.442	20.780	295.0								
6	1'31.560	25.678	20.557	24.738	20.587	297.5								
7	1'44.314 *	32.809*	21.716	27.091	22.698	296.7								
8	1'39.354 *	30.098*	21.239	26.230	21.787	289.5								
6th	5	Johann ZARCO DUCATI FRA												
		Prima Pramac Racing												
		Runs=2	Total laps=8	Full laps=5	Valid laps=3									
Run #	1	Front Tyre	Slick-Hard	Rear Tyre	Slick-Soft									
		New Tyre		New Tyre										
1	2'18.015	33.525	21.437	25.538	20.975	295.0								
2	1'32.602	26.118	20.593	25.098	20.793	297.5								
3	1'32.023 *	25.883*	20.500	24.938	20.702	298.3								
4	1'37.151 P	25.996	20.497	30.512	20.146	245.4								

Fastest Lap: Miguel OLIVEIRA CryptoDATA RNF Mot POR **1'31.272** 25.626 20.417 24.825 20.404

These data/results cannot be reproduced, stored and/or transmitted in whole or in part by any manner of electronic, mechanical, photocopying, recording, broadcasting or otherwise now known or herein after developed without the previous express consent by the copyright owner, except for reproduction in daily press and regular printed publications on sale to the public within 60 days of the event related to those data/results and always provided that copyright symbol appears together as follows below.
© DORNA, 2023



Qualifying Nr. 1

MotoGP

Lap	Lap Time	T1	T2	T3	T4	Speed	Lap	Lap Time	T1	T2	T3	T4	Speed
10th 30 Takaaki NAKAGAMI HONDA JPN LCR Honda IDEMITSU							Runs=2 Total laps=8 Full laps=5 Valid laps=4						
Run #	2	Front Tyre	Slick-Hard	Rear Tyre	Slick-Soft		Run #	1	Front Tyre	Slick-Hard	Rear Tyre	Slick-Soft	
4 Laps at start							New Tyre						
5	1'39.975	32.955	20.830	25.279	20.911	294.2	1	1'53.743	34.305	22.475	27.224	21.710	279.0
6	1'36.218 *	25.735	20.336	27.775*	22.372*	296.7	2	1'36.509	26.276	20.653	27.217	22.363	296.7
7	1'31.667	25.776	20.276	24.819	20.796	298.3	3	1'32.352 *	26.014	20.619	25.085*	20.634	295.8
8	1'41.570	25.845	20.320	26.777	28.628	296.7	4	1'33.592 P	25.839	23.548	26.906	17.299	285.7
7th 37 Augusto FERNANDEZ KTM SPA GASGAS Factory Racing Tech3							Runs=2 Total laps=8 Full laps=5 Valid laps=5						
Run #	1	Front Tyre	Slick-Hard	Rear Tyre	Slick-Soft		Run #	2	Front Tyre	Slick-Hard	Rear Tyre	Slick-Soft	
New Tyre							New Tyre						
1	1'51.025	33.605	21.475	29.632	21.760	160.0	5	1'54.478	37.338	29.591	26.329	21.220	295.8
2	1'32.623	26.105	20.681	25.262	20.575	295.0	6	1'34.551	26.101	21.735	25.753	20.962	296.7
3	1'31.947	25.826	20.518	25.198	20.405	295.0	7	1'31.851	25.805	20.636	24.863	20.547	297.5
4	1'38.975 P	30.281*	24.335	26.944	17.415	290.3	8	1'32.232	25.774	20.818	24.948	20.692	295.8
11th 49 Fabio DI GIANNANTONI DUCATI ITA Gresini Racing MotoGP							Runs=2 Total laps=9 Full laps=6 Valid laps=3						
Run #	1	Front Tyre	Slick-Soft	Rear Tyre	Slick-Soft		Run #	1	Front Tyre	Slick-Soft	Rear Tyre	Slick-Soft	
New Tyre							New Tyre						
1	2'24.056	34.228	21.968	25.994	21.195	293.4	2	1'32.583	25.995	20.732	25.106	20.750	295.0
2	1'32.583	25.995	20.732	25.106	20.750	295.0	3	1'33.426 *	26.268*	20.746	25.499	20.913	293.4
3	1'33.426 *	26.268*	20.746	25.499	20.913	293.4	4	1'32.265 *	25.834	20.509	25.054	20.868*	295.0
4	1'32.265 *	25.834	20.509	25.054	20.868*	295.0	5	1'30.756 P	26.969*	21.291	26.083	16.413	293.4
5	1'30.756 P	26.969*	21.291	26.083	16.413	293.4	Run #	2	Front Tyre	Slick-Soft	Rear Tyre	Slick-Soft	
Run #	2	Front Tyre	Slick-Soft	Rear Tyre	Slick-Soft		5 Laps at start						
New Tyre							New Tyre						
6	1'41.757	33.610	21.279	25.633	21.235	294.2	6	1'41.757	33.610	21.279	25.633	21.235	294.2
7	1'33.233 *	25.895	20.468	25.568*	21.302*	294.2	7	1'33.233 *	25.895	20.468	25.568*	21.302*	294.2
8	1'31.998	25.865	20.456	25.006	20.671	294.2	8	1'31.998	25.865	20.456	25.006	20.671	294.2
9	1'31.914	25.753	20.433	25.141	20.587	294.2	9	1'31.914	25.753	20.433	25.141	20.587	294.2
12th 36 Joan MIR HONDA SPA Repsol Honda Team							Runs=2 Total laps=9 Full laps=6 Valid laps=4						
Run #	1	Front Tyre	Slick-Hard	Rear Tyre	Slick-Soft		Run #	1	Front Tyre	Slick-Hard	Rear Tyre	Slick-Soft	
New Tyre							New Tyre						
1	1'48.781	33.506	21.391	29.493	20.986	156.7	1	1'48.781	33.506	21.391	29.493	20.986	156.7
2	1'32.491	26.009	20.642	25.195	20.645	295.8	2	1'32.491	26.009	20.642	25.195	20.645	295.8
3	1'32.302 *	25.912	20.653	25.041*	20.696	296.7	3	1'32.302 *	25.912	20.653	25.041*	20.696	296.7
4	1'33.808 P	26.839	21.816	27.294	17.859	283.4	4	1'33.808 P	26.839	21.816	27.294	17.859	283.4
Run #	2	Front Tyre	Slick-Hard	Rear Tyre	Slick-Soft		Run #	2	Front Tyre	Slick-Hard	Rear Tyre	Slick-Soft	
4 Laps at start							New Tyre						
5	1'41.317	34.090	21.038	25.400	20.789	293.4	5	1'41.317	34.090	21.038	25.400	20.789	293.4
6	1'32.408	25.893	20.544	25.294	20.677	295.0	6	1'32.408	25.893	20.544	25.294	20.677	295.0
7	1'32.288	25.874	20.521	25.081	20.812	293.4	7	1'32.288	25.874	20.521	25.081	20.812	293.4
8	1'31.944	25.759	20.425	25.106	20.654	293.4	8	1'31.944	25.759	20.425	25.106	20.654	293.4
9	1'47.248 *	32.251*	22.409	28.592	23.996	268.6	9	1'47.248 *	32.251*	22.409	28.592	23.996	268.6
13th 44 Poi ESPARGARO KTM SPA GASGAS Factory Racing Tech3							Runs=2 Total laps=4 Full laps=1 Valid laps=1						
Run #	1	Front Tyre	Slick-Hard	Rear Tyre	Slick-Soft		Run #	1	Front Tyre	Slick-Hard	Rear Tyre	Slick-Soft	
New Tyre							New Tyre						
1	2'07.394	33.045	21.376	25.649	20.983	296.7	1	2'07.394	33.045	21.376	25.649	20.983	296.7

Fastest Lap: Miguel OLIVEIRA CryptoDATA RNF Mot POR 1'31.272 25.626 20.417 24.825 20.404

These data/results cannot be reproduced, stored and/or transmitted in whole or in part by any manner of electronic, mechanical, photocopying, recording, broadcasting or otherwise now known or herein after developed without the previous express consent by the copyright owner, except for reproduction in daily press and regular printed publications on sale to the public within 60 days of the event related to those data/results and always provided that copyright symbol appears together as follows below.
© DORNA, 2023

Official MotoGP Timing by TISSOT
www.motogp.com



Qualifying Nr. 1

MotoGP

Lap	Lap Time	T1	T2	T3	T4	Speed	Lap	Lap Time	T1	T2	T3	T4	Speed
2	1'32.140	25.968	20.559	24.981	20.632	299.1							
3	2'09.996 P	1'00.548*	24.893	27.636	16.919	283.4							
Run #	2	Front Tyre Slick-Hard		Rear Tyre Slick-Soft									
		3 Laps at start				New Tyre							
4	1'43.273	33.860	22.706	25.725	20.982	297.5							
	unfinished	25.744	20.516			299.1							

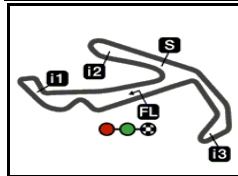
Fastest Lap: Miguel OLIVEIRA	CryptoDATA RNF Mot POR	1'31.272	25.626	20.417	24.825	20.404
-------------------------------------	------------------------	-----------------	--------	--------	--------	--------

These data/results cannot be reproduced, stored and/or transmitted in whole or in part by any manner of electronic, mechanical, photocopying, recording, broadcasting or otherwise now known or herein after developed without the previous express consent by the copyright owner, except for reproduction in daily press and regular printed publications on sale to the public within 60 days of the event related to those data/results and always provided that copyright symbol appears together as follows below.

© DORNA, 2023

Official MotoGP Timing by **TISSOT**
www.motogp.com





4226 m.

GRAN PREMIO RED BULL DI SAN MARINO E DELLA RIVIERA

After the **Qualifying Nr. 1**

Event Best Maximum Speed

MotoGP™



Rider	Nation	Team	Motorcycle	Km/h	
89 Jorge MARTIN	SPA	Prima Pramac Racing	DUCATI	305.0	Free Practice Nr. 2
26 Dani PEDROSA	SPA	Red Bull KTM Factory Racing	KTM	303.3	Practice
88 Miguel OLIVEIRA	POR	CryptoDATA RNF MotoGP Team	APRILIA	302.5	Free Practice Nr. 2
72 Marco BEZZECCHI	ITA	Mooney VR46 Racing Team	DUCATI	302.5	Free Practice Nr. 2
33 Brad BINDER	RSA	Red Bull KTM Factory Racing	KTM	301.6	Free Practice Nr. 2
43 Jack MILLER	AUS	Red Bull KTM Factory Racing	KTM	300.0	Qualifying Nr. 1
73 Alex MARQUEZ	SPA	Gresini Racing MotoGP	DUCATI	300.0	Free Practice Nr. 2
10 Luca MARINI	ITA	Mooney VR46 Racing Team	DUCATI	300.0	Free Practice Nr. 2
44 Po ESPARGARO	SPA	GASGAS Factory Racing Tech3	KTM	300.0	Practice
1 Francesco BAGNAIA	ITA	Ducati Lenovo Team	DUCATI	300.0	Free Practice Nr. 2
12 Maverick VIÑALES	SPA	Aprilia Racing	APRILIA	299.1	Free Practice Nr. 2
30 Takaaki NAKAGAMI	JPN	LCR Honda IDEMITSU	HONDA	299.1	Free Practice Nr. 2
25 Raul FERNANDEZ	SPA	CryptoDATA RNF MotoGP Team	APRILIA	298.3	Free Practice Nr. 2
41 Aleix ESPARGARO	SPA	Aprilia Racing	APRILIA	298.3	Qualifying Nr. 1
5 Johann ZARCO	FRA	Prima Pramac Racing	DUCATI	298.3	Qualifying Nr. 1
36 Joan MIR	SPA	Repsol Honda Team	HONDA	297.5	Practice
93 Marc MARQUEZ	SPA	Repsol Honda Team	HONDA	297.5	Practice
49 Fabio DI GIANNANTONIO	ITA	Gresini Racing MotoGP	DUCATI	297.5	Free Practice Nr. 2
21 Franco MORBIDELLI	ITA	Monster Energy Yamaha MotoGP	YAMAHA	297.5	Free Practice Nr. 2
20 Fabio QUARTARARO	FRA	Monster Energy Yamaha MotoGP	YAMAHA	297.5	Free Practice Nr. 2
6 Stefan BRADL	GER	HRC Team	HONDA	297.5	Qualifying Nr. 1
51 Michele PIRRO	ITA	Aruba.it Racing	DUCATI	296.7	Free Practice Nr. 2
37 Augusto FERNANDEZ	SPA	GASGAS Factory Racing Tech3	KTM	296.7	Free Practice Nr. 2
7 Takumi TAKAHASHI	JPN	LCR Honda CASTROL	HONDA	291.8	Free Practice Nr. 2

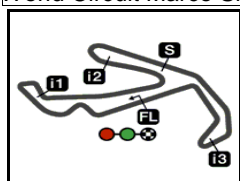
These data/results cannot be reproduced, stored and/or transmitted in whole or in part by any manner of electronic, mechanical, photocopying, recording, broadcasting or otherwise now known or herein after developed without the previous express consent by the copyright owner, except for reproduction in daily press and regular printed publications on sale to the public within 60 days of the event related to those data/results and always provided that copyright symbol appears together as follows below.

© DORNA, 2023

Official MotoGP Timing by TISSOT
www.motogp.com

Misano Adriatico, Saturday, September 09, 2023





4226 m.

GRAN PREMIO RED BULL DI SAN MARINO E DELLA RIVIERA

Qualifying Nr. 1

Best Partial Times

MotoGP™

IT Ideal Lap Time, sum of the best partial times

BT Best Lap Time

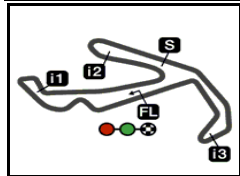
T1		T2		T3		T4				IT		BT
Pos	Rider	Time	Rider	Time	Rider	Time	Rider	Time	Pos	Rider	IT	BT
1	F.QUARTARARO	25.481	J.ZARCO	20.276	A.ESPARGARO	24.733	M.OLIVEIRA	20.404	1	M.OLIVEIRA	1'31.238	1'31.272 (1)
2	M.OLIVEIRA	25.626	A.FERNANDEZ	20.331	S.BRADL	24.738	A.FERNANDEZ	20.405	2	F.QUARTARARO	1'31.382	1'31.467 (3)
3	A.ESPARGARO	25.639	J.MILLER	20.354	J.ZARCO	24.819	J.MILLER	20.410	3	A.ESPARGAR	1'31.406	1'31.429 (2)
4	M.PIRRO	25.665	M.OLIVEIRA	20.383	M.OLIVEIRA	24.825	F.QUARTARARO	20.499	4	M.PIRRO	1'31.523	1'31.533 (4)
5	S.BRADL	25.678	J.MIR	20.425	T.NAKAGAMI	24.863	M.PIRRO	20.526	5	J.ZARCO	1'31.532	1'31.667 (6)
6	F.MORBIDELLI	25.711	F.DI GIANNANTO	20.433	M.PIRRO	24.891	T.NAKAGAMI	20.547	6	S.BRADL	1'31.551	1'31.560 (5)
7	J.ZARCO	25.735	A.ESPARGARO	20.434	F.QUARTARARO	24.916	S.BRADL	20.587	7	J.MILLER	1'31.561	1'31.713 (8)
8	P.ESPARGARO	25.744	M.PIRRO	20.441	F.MORBIDELLI	24.956	F.DI GIANNANTO	20.587	8	A.FERNANDEZ	1'31.594	1'31.678 (7)
9	A.FERNANDEZ	25.751	F.MORBIDELLI	20.454	P.ESPARGARO	24.981	F.MORBIDELLI	20.589	9	F.MORBIDELLI	1'31.710	1'31.845 (9)
10	F.DI GIANNANTO	25.753	F.QUARTARARO	20.486	J.MILLER	24.988	A.ESPARGARO	20.600	10	F.DI GIANNAN	1'31.779	1'31.914 (11)
11	J.MIR	25.759	P.ESPARGARO	20.516	F.DI GIANNANTO	25.006	P.ESPARGARO	20.632	11	T.NAKAGAMI	1'31.803	1'31.851 (10)
12	T.NAKAGAMI	25.774	S.BRADL	20.548	J.MIR	25.081	J.MIR	20.645	12	P.ESPARGAR	1'31.873	1'32.140 (13)
13	J.MILLER	25.809	T.NAKAGAMI	20.619	A.FERNANDEZ	25.107	J.ZARCO	20.702	13	J.MIR	1'31.910	1'31.944 (12)

These data/results cannot be reproduced, stored and/or transmitted in whole or in part by any manner of electronic, mechanical, photocopying, recording, broadcasting or otherwise now known or herein after developed without the previous express consent by the copyright owner, except for reproduction in daily press and regular printed publications on sale to the public within 60 days of the event related to those data/results and always provided that copyright symbol appears together as follows below.

© DORNA, 2023

Official MotoGP Timing by TISSOT
www.motogp.com





4226 m.

GRAN PREMIO RED BULL DI SAN MARINO E DELLA RIVIERA

Qualifying Nr. 1

Fastest Laps Sequence

<i>Practice Time</i>	 <i>Rider</i>	<i>Nation</i>	<i>Motorcycle</i>	<i>Time</i>	<i>Km/h</i>	<i>Rider's Lap</i>
3'15.105	21 Franco MORBIDELLI	ITA	YAMAHA	1'32.283	164.8	2
3'38.170	20 Fabio QUARTARARO	FRA	YAMAHA	1'32.047	165.2	2
4'47.150	21 Franco MORBIDELLI	ITA	YAMAHA	1'32.045	165.2	3
4'55.595	37 Augusto FERNANDEZ	SPA	KTM	1'31.947	165.4	3
5'09.976	20 Fabio QUARTARARO	FRA	YAMAHA	1'31.806	165.7	3
5'15.254	88 Miguel OLIVEIRA	POR	APRILIA	1'31.450	166.3	3
14'20.726	41 Aleix ESPARGARO	SPA	APRILIA	1'31.429	166.3	7
15'49.903	88 Miguel OLIVEIRA	POR	APRILIA	1'31.272	166.6	8

These data/results cannot be reproduced, stored and/or transmitted in whole or in part by any manner of electronic, mechanical, photocopying, recording, broadcasting or otherwise now known or herein after developed without the previous express consent by the copyright owner, except for reproduction in daily press and regular printed publications on sale to the public within 60 days of the event related to those data/results and always provided that copyright symbol appears together as follows below.

© DORNA, 2023

