


MOTUL GRAND PRIX OF JAPAN

Practice Nr. 2

Classification

6

	Rider	Nation	Team	Motorcycle	Time	Lap	Total	Gap	Top Speed
1	5 Jaume MASIA	SPA	Leopard Racing	HONDA	1'57.068	16	16		222.2
2	48 Ivan ORTOLÁ	SPA	Angeluss MTA Team	KTM	1'57.176	11	13	0.108 0.108	217.7
3	71 Ayumu SASAKI	JPN	Liqui Moly Husqvarna Intact GP	HUSQVARNA	1'57.191	11	11	0.123 0.015	216.4
4	96 Daniel HOLGADO	SPA	Red Bull KTM Tech3	KTM	1'57.226	13	15	0.158 0.035	219.0
5	53 Deniz ÖNCÜ	TUR	Red Bull KTM Ajo	KTM	1'57.277	12	14	0.209 0.051	216.0
6	82 Stefano NEPA	ITA	Angeluss MTA Team	KTM	1'57.311	12	14	0.243 0.034	219.5
7	27 Kaito TOBA	JPN	SIC58 Squadra Corse	HONDA	1'57.384	12	14	0.316 0.073	218.1
8	99 José Antonio RUEDA	SPA	Red Bull KTM Ajo	KTM	1'57.473	13	13	0.405 0.089	218.6
9	6 Ryusei YAMANAKA	JPN	Gaviota GASGAS Aspar Team	GASGAS	1'57.524	15	15	0.456 0.051	213.0
10	72 Taiyo FURUSATO	JPN	Honda Team Asia	HONDA	1'57.591	10	11	0.523 0.067	217.3
11	80 David ALONSO	COL	Gaviota GASGAS Aspar Team	GASGAS	1'57.672	14	14	0.604 0.081	216.0
12	24 Tatsuki SUZUKI	JPN	Leopard Racing	HONDA	1'57.676	11	12	0.608 0.004	219.5
13	54 Riccardo ROSSI	ITA	SIC58 Squadra Corse	HONDA	1'57.742	11	12	0.674 0.066	220.8
14	95 Collin VEIJER	NED	Liqui Moly Husqvarna Intact GP	HUSQVARNA	1'57.747	7	15	0.679 0.005	218.6
15	44 David MUÑOZ	SPA	BOE Motorsports	KTM	1'57.775	11	13	0.707 0.028	219.0
16	92 David ALMANSA	SPA	Rivacold Snipers Team	HONDA	1'57.812	13	15	0.744 0.037	218.1
17	66 Joel KELSO	AUS	CFMOTO Racing PruestelGP	CFMOTO	1'58.065	13	13	0.997 0.253	217.3
18	63 Syarifuddin AZMAN	MAL	MT Helmets - MSI	KTM	1'58.094	11	13	1.026 0.029	218.6
19	19 Scott OGDEN	GBR	VisionTrack Racing Team	HONDA	1'58.169	11	12	1.101 0.075	216.4
20	43 Xavier ARTIGAS	SPA	CFMOTO Racing PruestelGP	CFMOTO	1'58.470	11	14	1.402 0.301	215.5
21	7 Filippo FARIOLI	ITA	Red Bull KTM Tech3	KTM	1'58.499	11	13	1.431 0.029	217.7
22	18 Matteo BERTELLE	ITA	Rivacold Snipers Team	HONDA	1'58.503	8	9	1.435 0.004	216.4
23	10 Diogo MOREIRA	BRA	MT Helmets - MSI	KTM	1'58.722	14	16	1.654 0.219	214.7
24	64 Mario AJI	INA	Honda Team Asia	HONDA	1'59.131	10	11	2.063 0.409	209.7
25	70 Joshua WHATLEY	GBR	VisionTrack Racing Team	HONDA	1'59.171	8	10	2.103 0.040	215.5
26	22 Ana CARRASCO	SPA	BOE Motorsports	KTM	1'59.267	3	13	2.199 0.096	214.7
27	20 Lorenzo FELLON	FRA	CIP Green Power	KTM	1'59.659	13	13	2.591 0.392	215.5

Practice condition: Dry

Air: 28°

Humidity: 55%

Ground: 34°

Fastest Lap:	Lap: 16	Jaume MASIA	1'57.068	147.6 Km/h
Best Race Lap:	2014	Alex MARQUEZ	1'57.112	147.5 Km/h
All Time Lap Record:	2016	Hiroki ONO	1'56.443	148.4 Km/h

The results are provisional until the end of the limit for protest and appeals.

Time limit for protest expires 60' after publication of the results - Time:

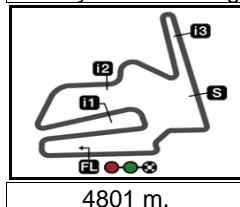
These data/results cannot be reproduced, stored and/or transmitted in whole or in part by any manner of electronic, mechanical, photocopying, recording, broadcasting or otherwise now known or herein after developed without the previous express consent by the copyright owner, except for reproduction in daily press and regular printed publications on sale to the public within 60 days of the event related to those data/results and always provided that copyright symbol appears together as follows below.

© DORNA, 2023

Official MotoGP Timing by TISSOT
www.motogp.com


Motegi, Friday, September 29, 2023





MOTUL GRAND PRIX OF JAPAN
Practice Nr. 2
Combined Practice Times

7

	Rider	Nation	Team	MOTORCYCLE	P1	P2	Gap
1	5 J.MASIA	SPA	Leopard Racing	HONDA	1'57.495 14	1'57.068 16	
2	48 I.ORTOLÁ	SPA	Angeluss MTA Team	KTM	1'58.144 13	1'57.176 11	0.108 0.108
3	71 A.SASAKI	JPN	Liqui Moly Husqvarna Intact GP	HUSQVARNA	1'57.735 12	1'57.191 11	0.123 0.015
4	96 D.HOLGADO	SPA	Red Bull KTM Tech3	KTM	1'57.756 13	1'57.226 13	0.158 0.035
5	10 D.MOREIRA	BRA	MT Helmets - MSI	KTM	1'57.260 15	1'58.722 14	0.192 0.034
6	53 D.ÖNCÜ	TUR	Red Bull KTM Ajo	KTM	1'58.111 11	1'57.277 12	0.209 0.017
7	82 S.NEPA	ITA	Angeluss MTA Team	KTM	1'57.745 13	1'57.311 12	0.243 0.034
8	27 K.TOBA	JPN	SIC58 Squadra Corse	HONDA	1'58.787 13	1'57.384 12	0.316 0.073
9	44 D.MUÑOZ	SPA	BOE Motorsports	KTM	1'57.466 11	1'57.775 11	0.398 0.082
10	99 J.RUEDA	SPA	Red Bull KTM Ajo	KTM	1'58.736 13	1'57.473 13	0.405 0.007
11	6 R.YAMANAKA	JPN	Gaviota GASGAS Aspar Team	GASGAS	1'57.915 14	1'57.524 15	0.456 0.051
12	72 T.FURUSATO	JPN	Honda Team Asia	HONDA	1'58.700 14	1'57.591 10	0.523 0.067
13	80 D.ALONSO	COL	Gaviota GASGAS Aspar Team	GASGAS	1'57.773 15	1'57.672 14	0.604 0.081
14	24 T.SUZUKI	JPN	Leopard Racing	HONDA	1'58.323 8	1'57.676 11	0.608 0.004
15	54 R.ROSSI	ITA	SIC58 Squadra Corse	HONDA	1'58.485 11	1'57.742 11	0.674 0.066
16	95 C.VEIJER	NED	Liqui Moly Husqvarna Intact GP	HUSQVARNA	1'59.074 15	1'57.747 7	0.679 0.005
17	92 D.ALMANSA	SPA	Rivacold Snipers Team	HONDA	1'58.681 13	1'57.812 13	0.744 0.065
18	18 M.BERTELLE	ITA	Rivacold Snipers Team	HONDA	1'58.056 13	1'58.503 8	0.988 0.244
19	66 J.KELSO	AUS	CFMOTO Racing PruestelGP	CFMOTO	1'58.612 13	1'58.065 13	0.997 0.009
20	63 S.AZMAN	MAL	MT Helmets - MSI	KTM	1'58.803 13	1'58.094 11	1.026 0.029
21	19 S.OGDEN	GBR	VisionTrack Racing Team	HONDA	1'59.432 14	1'58.169 11	1.101 0.075
22	43 X.ARTIGAS	SPA	CFMOTO Racing PruestelGP	CFMOTO	1'58.530 14	1'58.470 11	1.402 0.301
23	7 F.FARIOLI	ITA	Red Bull KTM Tech3	KTM	1'58.548 15	1'58.499 11	1.431 0.029
24	64 M.AJI	INA	Honda Team Asia	HONDA	2'00.017 6	1'59.131 10	2.063 0.632
25	70 J.WHATLEY	GBR	VisionTrack Racing Team	HONDA	1'59.394 11	1'59.171 8	2.103 0.040
26	22 A.CARRASCO	SPA	BOE Motorsports	KTM	1'59.841 12	1'59.267 3	2.199 0.096
27	20 L.FELLON	FRA	CIP Green Power	KTM	1'59.481 12	1'59.659 13	2.413 0.214

Pole Position Record:	2016	Hiroki ONO	1'56.443	148.4 Km/h
Best Race Lap:	2014	Alex MARQUEZ	1'57.112	147.5 Km/h
All Time Lap Record:	2016	Hiroki ONO	1'56.443	148.4 Km/h

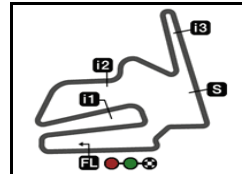
The results are provisional until the end of the limit for protest and appeals.

Time limit for protest expires 60' after publication of the results - Time:

These data/results cannot be reproduced, stored and/or transmitted in whole or in part by any manner of electronic, mechanical, photocopying, recording, broadcasting or otherwise now known or herein after developed without the previous express consent by the copyright owner, except for reproduction in daily press and regular printed publications on sale to the public within 60 days of the event related to those data/results and always provided that copyright symbol appears together as follows below.

© DORNA, 2023





4801 m.

MOTUL GRAND PRIX OF JAPAN

Practice Nr. 2

Top Speed & Average

8



Rider	Nation	Motorcycle	Top 5 speeds					Average	Top
5 Jaume MASIA	SPA	HONDA	222.2	219.0	217.3	216.8	216.8	218.4	222.2
54 Riccardo ROSSI	ITA	HONDA	220.8	217.3	216.8	215.5	215.1	217.1	220.8
24 Tatsuki SUZUKI	JPN	HONDA	219.5	218.1	216.8	216.8	216.4	217.3	219.5
82 Stefano NEPA	ITA	KTM	219.5	218.6	217.7	216.4	214.2	216.4	219.5
44 David MUÑOZ	SPA	KTM	219.0	218.6	217.3	216.8	216.4	217.6	219.0
96 Daniel HOLGADO	SPA	KTM	219.0	218.1	217.3	215.5	215.5	217.1	219.0
63 Syarifuddin AZMAN	MAL	KTM	218.6	216.8	216.4	216.0	215.5	216.5	218.6
95 Collin VEIJER	NED	HUSQVARNA	218.6	217.7	217.3	216.4	216.4	217.3	218.6
99 José Antonio RUEDA	SPA	KTM	218.6	217.3	217.3	216.4	216.0	217.1	218.6
27 Kaito TOBA	JPN	HONDA	218.1	218.1	216.8	216.0	215.1	216.8	218.1
92 David ALMANSA	SPA	HONDA	218.1	216.8	216.4	216.0	216.0	216.7	218.1
7 Filippo FARIOLI	ITA	KTM	217.7	215.1	213.4	213.4	213.0	214.5	217.7
48 Ivan ORTOLÁ	SPA	KTM	217.7	216.8	216.4	216.0	216.0	216.6	217.7
66 Joel KELSO	AUS	CFMOTO	217.3	214.7	213.0	213.0	213.0	214.2	217.3
72 Taiyo FURUSATO	JPN	HONDA	217.3	217.3	216.0	215.1	215.1	216.2	217.3
18 Matteo BERTELLE	ITA	HONDA	216.4	215.5	215.1	214.2	213.8	214.7	216.4
19 Scott OGDEN	GBR	HONDA	216.4	215.5	215.1	213.8	213.8	214.7	216.4
71 Ayumu SASAKI	JPN	HUSQVARNA	216.4	216.0	216.0	215.5	215.5	215.7	216.4
53 Deniz ÖNCÜ	TUR	KTM	216.0	216.0	215.5	215.1	215.1	215.5	216.0
80 David ALONSO	COL	GASGAS	216.0	214.2	214.2	213.4	213.4	214.1	216.0
20 Lorenzo FELLON	FRA	KTM	215.5	213.0	212.1	211.7	211.3	212.7	215.5
43 Xavier ARTIGAS	SPA	CFMOTO	215.5	214.7	214.7	213.4	213.0	214.1	215.5
70 Joshua WHATLEY	GBR	HONDA	215.5	214.2	213.4	212.5	210.9	213.3	215.5
10 Diogo MOREIRA	BRA	KTM	214.7	214.7	214.2	213.8	213.8	214.2	214.7
22 Ana CARRASCO	SPA	KTM	214.7	214.2	213.4	213.4	213.0	213.6	214.7
6 Ryusei YAMANAKA	JPN	GASGAS	213.0	212.5	212.5	211.7	211.7	212.1	213.0
64 Mario AJI	INA	HONDA	209.7	208.8	208.4	206.8	206.1	208.0	209.7

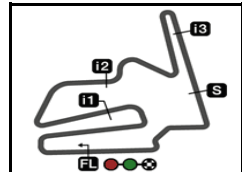
These data/results cannot be reproduced, stored and/or transmitted in whole or in part by any manner of electronic, mechanical, photocopying, recording, broadcasting or otherwise now known or herein after developed without the previous express consent by the copyright owner, except for reproduction in daily press and regular printed publications on sale to the public within 60 days of the event related to those data/results and always provided that copyright symbol appears together as follows below.

© DORNA, 2023

Official MotoGP Timing by TISSOT
www.motogp.com



Motegi, Friday, September 29, 2023



4801 m.

MOTUL GRAND PRIX OF JAPAN

Practice Nr. 2

Chronological Analysis of Performances

9

* Lap / Sector time cancelled

T1 Time from finish line to 1st intermediate

T3 Time from 2nd intermed. to 3rd intermed.

P Crossing the finish line in pit lane

T2 Time from 1st intermed. to 2nd intermed.

T4 Time from 3rd intermediate to finish line

Lap	Lap Time	T1	T2	T3	T4	Speed	Lap	Lap Time	T1	T2	T3	T4	Speed	
1st	5	Jaume MASIA Leopard Racing SPA						10	1'57.323	29.948	22.829	31.273	33.273	215.5
		Runs=2	Total laps=16	Full laps=13	Valid laps=12		11	1'57.191	29.929	22.797	31.299	33.166	216.4	
1	3'22.425	34.396	24.168	32.572	33.809	215.5	4th	96	Daniel HOLGADO Red Bull KTM Tech3 SPA					
2	1'58.647	30.472	23.047	31.692	33.436	216.4			Runs=2	Total laps=15	Full laps=12	Valid laps=9		
3	1'58.242	30.292	23.040	31.534	33.376	216.0	1	3'06.933	33.662	23.561	32.448	33.650	214.2	
4	1'58.118	30.302	23.064	31.507	33.245	216.8	2	1'58.739	30.404	23.051	31.906	33.378	218.1	
5	1'58.294 *	30.216	22.964	31.780*	33.334	216.8	3	1'58.207	30.322	22.904	31.600	33.381	217.3	
6	1'58.204	30.195	23.021	31.776	33.212	214.7	4	2'01.606	33.171	23.247	31.813	33.375	215.5	
7	1'58.240	30.248	23.011	31.593	33.388	215.5	5	1'58.293 *	30.228	22.970	31.782*	33.313	215.5	
8	2'04.173	33.097	24.877	32.386	33.813	213.4	6	1'58.031	30.151	23.025	31.618	33.237	215.1	
9	1'58.338	30.370	23.036	31.674	33.258	214.7	7	2'00.974	30.329	23.058	31.939	35.648	215.1	
10	1'58.367	30.358	23.052	31.765	33.192	215.1	8	1'58.497	30.431	23.024	31.651	33.391	213.4	
11	1'58.182	30.337	23.047	31.582	33.216	214.7	9	1'58.320	30.302	22.985	31.680	33.353	213.8	
12	1'55.683 P	31.944	24.183	33.024	26.532	210.9	10	1'56.227 P	31.250	23.732	32.150	29.095	199.6	
13	2'04.425	35.614	23.513	31.822	33.476	213.8	11	2'03.394	33.364	23.315	32.852	33.863	212.1	
14	1'57.222	30.095	22.878	31.266	32.983	217.3	12	1'57.340	30.010	22.866	31.349	33.115	213.4	
15	1'57.081	30.069	22.688	31.442	32.882	219.0	13	1'57.226	30.008	22.843	31.358	33.017	213.8	
16	1'57.068	29.860	22.767	31.271	33.170	222.2	14	2'08.301 *	33.728	23.756	36.746*	34.071	206.5	
2nd	48	Ivan ORTOLÁ Angeluss MTA Team SPA						15	1'58.321 *	30.155	22.867	31.673*	33.626	219.0
		Runs=3	Total laps=13	Full laps=8	Valid laps=8		5th	53	Deniz ÖNCÜ Red Bull KTM Ajo TUR					
1	2'30.930	34.187	24.401	32.747	34.171	213.8			Runs=2	Total laps=14	Full laps=11	Valid laps=8		
2	1'59.050	30.349	23.275	31.838	33.588	216.0	1	3'08.163	44.843	23.923	32.702	33.839	213.8	
3	1'58.483	30.377	23.035	31.700	33.371	215.5	2	1'58.504	30.268	22.990	31.736	33.510	216.0	
4	1'58.893	30.385	23.188	31.985	33.335	214.7	3	1'58.648	30.554	23.075	31.691	33.328	214.7	
5	1'59.279	30.430	23.065	32.190	33.594	216.8	4	1'58.156	30.133	23.105	31.597	33.321	215.1	
6	1'51.607 P	30.590	23.162	32.175	25.680	213.0	5	1'58.679 *	30.172	23.017	31.997*	33.493	213.0	
7	2'02.604	33.271	23.396	32.120	33.817	210.5	6	1'59.328	30.422	23.438	31.829	33.639	212.1	
8	1'59.721	30.733	23.260	31.989	33.739	210.9	7	1'59.228 *	30.383	23.152	31.999	33.694*	212.1	
9	1'51.169 P	30.747	23.231	31.994	25.197	210.1	8	1'59.029	30.374	23.136	31.953	33.566	211.7	
10	2'03.761	34.592	23.445	32.335	33.389	215.1	9	1'59.497 *	30.468	23.313	31.886*	33.830	210.9	
11	1'57.176	30.022	22.767	31.348	33.039	216.4	10	1'53.601 P	32.811	23.485	32.026	25.279	214.2	
12	1'57.366	29.998	22.740	31.508	33.120	217.7	11	2'02.894	34.208	23.150	32.136	33.400	215.1	
13	1'57.394	30.060	22.755	31.488	33.091	216.0	12	1'57.277	29.881	22.810	31.325	33.261	216.0	
3rd	71	Ayumu SASAKI Liqui Moly Husqvarna JPN						13	1'57.351	30.083	22.692	31.382	33.194	215.5
		Runs=3	Total laps=11	Full laps=6	Valid laps=6		14	1'57.802	30.119	22.823	31.407	33.453	214.7	
1	3'05.750	34.450	23.604	32.473	33.884	215.1	6th	82	Stefano NEPA Angeluss MTA Team ITA					
2	1'59.486	30.524	23.374	31.971	33.617	215.5			Runs=2	Total laps=14	Full laps=11	Valid laps=9		
3	1'58.573	30.352	23.107	31.676	33.438	216.0	1	3'08.817	50.906	25.370	37.231	34.152	211.3	
4	1'58.204	30.329	22.953	31.618	33.304	215.5	2	1'58.925	30.472	23.250	31.779	33.424	213.0	
5	1'56.663 P	33.261	24.288	32.424*	26.690	213.8	3	1'58.535	30.352	22.978	31.760	33.445	214.2	
6	2'02.123	33.644	23.383	31.833	33.263	215.5	4	1'58.370	30.210	23.012	31.733	33.415	214.2	
7	1'57.974	30.250	22.883	31.579	33.262	216.0	5	1'58.391 *	30.187	22.967	31.764*	33.473	213.4	
8	1'50.824 P	30.140	22.941	31.718	26.025	215.5	6	1'59.295	30.426	23.604	31.926	33.339	213.4	
9	2'01.933	33.362	23.410	31.770	33.391	214.7								

Fastest Lap: Jaume MASIA Leopard Racing SPA 1'57.068 29.860 22.767 31.271 33.170

These data/results cannot be reproduced, stored and/or transmitted in whole or in part by any manner of electronic, mechanical, photocopying, recording, broadcasting or otherwise now known or herein after developed without the previous express consent by the copyright owner, except for reproduction in daily press and regular printed publications on sale to the public within 60 days of the event related to those data/results and always provided that copyright symbol appears together as follows below.
© DORNA, 2023

Practice Nr. 2

Moto3

Lap	Lap Time	T1	T2	T3	T4	Speed	Lap	Lap Time	T1	T2	T3	T4	Speed
7	1'58.600	30.221	23.055	31.808	33.516	214.2	13	1'57.897	30.103	23.025	31.544	33.225	212.5
8	1'58.858	30.384	23.095	31.938	33.441	213.8	14	1'57.707	30.009	23.014	31.378	33.306	212.5
9	2'00.809 *	30.82*	23.263	33.227	33.493	213.0	15	1'57.524	30.032	22.932	31.382	33.178	213.0
10	1'51.093 P	30.422	23.320	31.846	25.505	210.5	10th 72 Taiyo FURUSATO Honda Team Asia JPN Runs=2 Total laps=11 Full laps=8 Valid laps=7						
11	2'03.061	34.470	23.312	31.953	33.326	216.4	1	2'35.507	32.721	23.431	31.854	33.666	214.2
12	1'57.311	29.999	22.883	31.454	32.975	219.5	2	2'06.377	30.362	24.793	35.732	35.490	205.3
13	1'57.458	29.968	22.794	31.495	33.201	217.7	3	1'58.607	30.385	23.026	31.725	33.471	215.1
14	1'57.712	30.167	22.844	31.615	33.086	218.6	4	2'02.575	30.307	25.746	32.335	34.187	206.5
7th 27 Kaito TOBA SIC58 Squadra Corse JPN Runs=3 Total laps=14 Full laps=9 Valid laps=8						5	1'58.422 *	30.180	22.998	31.716*	33.528	214.7	
1	2'37.377	33.666	23.921	32.949	33.959	212.5	6	1'58.187	30.235	23.022	31.558	33.372	215.1
2	2'03.197	30.863	23.423	34.808	34.103	208.0	7	1'57.368 P	31.752	24.837	33.391	27.388	194.5
3	2'00.790	30.699	23.435	32.150	34.506	208.0	8	2'07.330	38.571	23.251	31.981	33.527	214.2
4	1'59.352	30.485	23.318	31.941	33.608	214.2	9	1'59.115	29.998	24.502	31.536	33.079	217.3
5	1'59.332 *	30.469	23.364	31.984*	33.515	213.0	10	1'57.591	30.062	22.878	31.425	33.226	217.3
6	2'00.646	30.317	23.400	32.061	34.868	212.1	11	1'57.795	30.100	22.880	31.605	33.210	216.0
7	1'52.261 P	30.479	23.665	32.288	25.829	211.3	11th 80 David ALONSO Gaviota GASGAS Asp COL Runs=2 Total laps=14 Full laps=11 Valid laps=9						
8	2'08.426 *	38.357	23.893	32.443*	33.733	215.1	1	2'18.279	33.930	23.854	32.884	34.057	212.5
9	1'59.145	30.461	23.285	31.777	33.622	211.3	2	2'00.609	30.767	23.314	32.681	33.847	214.2
10	1'51.791 P	30.673	23.603	32.100	25.415	210.9	3	1'59.636	30.488	23.139	32.226	33.783	213.4
11	2'03.191	34.250	23.541	31.937	33.463	216.0	4	1'59.492	30.599	23.063	32.168	33.662	213.4
12	1'57.384	30.062	22.960	31.413	32.949	216.8	5	1'59.565	30.487	23.007	32.500	33.571	213.0
13	1'57.834	30.012	22.866	31.583	33.373	218.1	6	2'00.072	30.676	23.264	32.351	33.781	212.5
14	1'57.706	30.177	22.845	31.498	33.186	218.1	7	1'59.426	30.553	23.159	32.095	33.619	212.5
8th 99 José Antonio RUED Red Bull KTM Ajo SPA Runs=2 Total laps=13 Full laps=10 Valid laps=10						8	2'00.450	30.444	23.290	32.058	34.658	212.1	
1	2'24.339	33.776	23.816	32.662	34.420	213.8	9	1'59.211 *	30.444	23.130	32.018*	33.619	212.1
2	1'59.448	30.559	23.345	32.020	33.524	218.6	10	1'59.843 *	30.637	23.323	32.215*	33.668*	212.1
3	1'59.237	30.389	23.344	31.934	33.570	214.2	11	1'51.536 P	30.517	23.127	32.100	25.792	213.0
4	1'58.752	30.358	23.158	31.770	33.466	214.7	12	2'02.356 *	34.286	23.173	31.651	33.246*	214.2
5	2'02.761	31.997	23.350	32.688	34.726	208.4	13	1'57.753	30.270	22.802	31.582	33.099	216.0
6	2'02.119	30.470	23.286	32.315	36.048	183.3	14	1'57.672	30.051	22.699	31.666	33.256	213.4
7	1'58.831	30.340	23.164	31.795	33.532	217.3	12th 24 Tatsuki SUZUKI Leopard Racing JPN Runs=3 Total laps=12 Full laps=7 Valid laps=6						
8	2'00.208	30.661	23.634	32.206	33.707	214.2	1	3'07.127	43.293	25.879	32.424	33.648	214.7
9	1'51.180 P	30.299	23.183	32.103	25.595	214.7	2	1'59.186	30.548	23.103	31.869	33.666	216.8
10	2'03.663	34.568	23.514	31.845	33.736	211.7	3	1'59.324 *	30.737	23.578	31.704	33.305*	216.0
11	1'57.504	30.054	22.762	31.442	33.246	217.3	4	2'00.156	30.372	24.022	32.336	33.426	216.0
12	1'57.635	30.078	22.880	31.459	33.218	216.0	5	1'55.471 P	31.374	24.061	33.600*	26.436	216.4
13	1'57.473	30.101	22.836	31.466	33.070	216.4	6	2'03.870	34.346	23.540	32.220	33.764	212.1
9th 6 Ryusei YAMANAKA Gaviota GASGAS Asp JPN Runs=2 Total laps=15 Full laps=12 Valid laps=11						7	1'59.877	30.712	23.400	32.053	33.712	212.5	
1	2'09.405	33.799	23.702	32.599	34.042	210.5	8	1'55.711 P	32.623	24.699	32.822	25.567	211.7
2	2'00.048	30.693	23.368	32.112	33.875	211.7	9	2'10.077	41.391	23.500	31.885	33.301	216.8
3	1'59.405	30.508	23.230	31.958	33.709	211.7	10	1'57.688	30.119	22.847	31.593	33.129	219.5
4	1'59.177	30.384	23.355	31.759	33.679	211.7	11	1'57.676	30.085	22.840	31.508	33.243	216.4
5	1'58.988	30.401	23.158	31.830	33.599	211.7	12	1'57.904	30.346	22.846	31.447	33.265	218.1
6	1'58.815 *	30.41*	23.154	31.756	33.492	211.3	13th 54 Riccardo ROSSI SIC58 Squadra Corse ITA Runs=3 Total laps=12 Full laps=7 Valid laps=7						
7	1'58.747	30.372	23.161	31.754	33.460	210.9	1	3'09.486	53.594	25.568	35.149	36.495	182.7
8	1'58.973	30.269	23.310	31.794	33.600	210.9	2	1'59.473	30.748	23.201	32.018	33.506	215.1
9	1'58.786	30.347	23.132	31.715	33.592	210.9	3	1'59.087	30.611	23.227	31.903	33.346	215.5
10	1'51.269 P	30.530	23.213	31.706	25.820	209.3	4	1'58.687	30.422	23.204	31.740	33.321	216.8
11	2'01.855	33.178	23.393	31.697	33.587	210.9							
12	1'58.377	30.156	23.302	31.609	33.310	211.7							

Fastest Lap: Jaume MASIA Leopard Racing SPA **1'57.068** 29.860 22.767 31.271 33.170

These data/results cannot be reproduced, stored and/or transmitted in whole or in part by any manner of electronic, mechanical, photocopying, recording, broadcasting or otherwise now known or herein after developed without the previous express consent by the copyright owner, except for reproduction in daily press and regular printed publications on sale to the public within 60 days of the event related to those data/results and always provided that copyright symbol appears together as follows below.
© DORNA, 2023

Practice Nr. 2

Moto3

Lap	Lap Time	T1	T2	T3	T4	Speed	Lap	Lap Time	T1	T2	T3	T4	Speed		
5	1'54.226	P	30.569	23.101	32.101*	28.455	213.8	12	2'04.200	35.511	23.478	31.947	33.264	216.0	
6	2'04.563		34.825	23.650	32.291	33.797	212.5	13	1'57.812	30.195	22.863	31.678	33.076	218.1	
7	1'59.838		30.607	23.480	32.072	33.679	213.0	14	1'57.864	30.183	22.904	31.533	33.244	216.4	
8	1'55.810	P	30.758	24.303	34.345	26.404	206.8	15	1'58.903	30.033	22.933	31.700	34.237	216.8	
9	2'26.267	*	43.350	31.306	34.864	36.747*	160.4	17th 66 Joel KELSO CFMOTO Racing Pru AUS							
10	1'59.820		30.387	23.113	32.380	33.940	204.5	Runs=2 Total laps=13 Full laps=10 Valid laps=9							
11	1'57.742		30.222	22.912	31.473	33.135	217.3	1	3'09.918	42.179	23.969	33.095	34.515	212.1	
12	1'58.610		30.096	22.913	31.909	33.692	220.8	2	2'00.125	30.612	23.046	32.020	34.447	217.3	
14th 95 Collin VEIJER Liqui Moly Husqvarna NED															
Runs=2 Total laps=15 Full laps=12 Valid laps=12															
1	3'06.006		35.734	23.585	32.413	33.848	216.0	3	1'59.136	30.417	23.133	31.859	33.727	214.7	
2	1'59.483		30.518	23.313	32.094	33.558	216.4	4	1'59.185	30.413	23.128	31.941	33.703	213.0	
3	1'58.776		30.308	23.136	31.918	33.414	217.3	5	2'00.711	*	30.404	23.098	32.010*	35.199	213.0
4	1'58.330		30.368	23.060	31.611	33.291	216.0	6	2'05.997	34.915	25.380	32.011	33.691	212.5	
5	1'57.508	P	36.601	23.394	31.946*	25.567	216.4	7	1'59.606	30.486	23.149	32.098	33.873	211.3	
6	2'02.290		33.438	23.458	32.023	33.371	213.0	8	1'57.988	P	30.690	24.552	35.204	27.542	202.2
7	1'57.747		30.173	23.057	31.411	33.106	217.7	9	2'07.087	35.069	26.440	31.846	33.732	212.5	
8	1'58.818		30.023	23.098	31.980	33.717	218.6	10	1'58.506	30.145	22.929	31.890	33.542	212.5	
9	2'03.786		30.169	23.130	32.678	37.809	143.6	11	2'05.300	30.212	25.755	31.988	37.345	175.6	
10	1'57.821		30.213	22.993	31.425	33.190	213.4	12	2'03.366	32.232	23.096	32.821	35.217	172.5	
11	2'00.862		30.096	22.990	31.539	36.237	214.7	13	1'58.065	30.139	22.850	31.615	33.461	213.0	
12	1'58.613		30.314	23.092	31.763	33.444	213.0	18th 63 Syarifuddin AZMAN MT Helmets - MSI MAL							
13	2'04.815		30.275	22.954	31.557	40.029	162.4	Runs=3 Total laps=13 Full laps=8 Valid laps=8							
14	1'58.150		30.211	23.041	31.581	33.317	213.8	1	2'30.076	34.257	23.962	32.361	34.013	216.4	
15	1'59.346		30.443	23.122	31.858	33.923	213.4	2	1'59.352	30.527	23.114	31.998	33.713	213.8	
15th 44 David MUÑOZ BOE Motorsports SPA															
Runs=2 Total laps=13 Full laps=10 Valid laps=10															
1	2'33.476		33.249	23.556	32.439	33.612	214.7	3	1'58.804	30.394	23.087	31.891	33.432	215.5	
2	1'59.284		30.901	23.117	31.822	33.444	215.5	4	1'59.488	30.553	23.083	32.071	33.781	210.5	
3	1'58.686		30.468	23.078	31.783	33.357	216.0	5	1'59.322	30.371	23.214	31.990	33.747	215.1	
4	1'58.345		30.278	22.988	31.734	33.345	216.4	6	1'55.015	P	30.436	23.687	32.134	28.758	213.8
5	1'58.618		30.379	22.934	31.855	33.450	215.5	7	2'08.887	38.811	23.534	32.343	34.199	199.6	
6	1'58.471		30.339	23.066	31.843	33.223	217.3	8	2'00.317	30.710	23.508	32.230	33.869	213.0	
7	1'58.532		30.231	23.134	31.860	33.307	218.6	9	1'51.819	P	30.760	23.493	32.186	25.380	210.5
8	1'52.915	P	30.563	23.797	32.397	26.158	202.6	10	2'04.002	34.456	23.626	32.464	33.456	216.0	
9	2'02.434		32.949	23.100	32.834	33.551	213.8	11	1'58.094	30.198	23.138	31.539	33.219	218.6	
10	1'57.870		30.216	22.893	31.514	33.247	216.8	12	1'58.426	30.395	22.943	31.669	33.419	216.8	
11	1'57.775		30.085	22.930	31.532	33.228	215.5	13	1'58.565	30.374	22.929	31.797	33.465	215.5	
12	2'01.084		30.150	22.937	31.576	36.421	213.4	19th 19 Scott OGDEN VisionTrack Racing T GBR							
13	1'58.685		30.232	22.841	31.976	33.636	219.0	Runs=3 Total laps=12 Full laps=7 Valid laps=6							
16th 92 David ALMANSA Rivacold Snipers Tea SPA															
Runs=3 Total laps=15 Full laps=10 Valid laps=10															
1	2'24.529		36.005	23.620	32.292	33.834	214.2	1	3'04.836	37.057	27.602	34.956	34.691	208.0	
2	1'59.575		30.649	23.214	32.121	33.591	216.0	2	2'01.304	31.201	23.563	32.623	33.917	213.8	
3	1'59.388		30.446	23.155	32.053	33.734	215.1	3	2'00.823	31.046	23.620	32.376	33.781	213.8	
4	1'59.088		30.416	23.270	31.886	33.516	213.8	4	1'59.617	30.712	23.360	31.932	33.613	213.0	
5	2'01.457		31.092	23.574	32.536	34.255	208.4	5	1'54.945	P	30.869	23.196	32.022*	28.858	215.5
6	1'59.863		30.864	23.260	31.979	33.760	211.3	6	2'03.257	33.517	23.383	32.281	34.076	210.9	
7	1'59.566	P	36.896	24.112	32.841	25.717	212.1	7	1'59.173	30.517	23.321	31.614	33.721	213.4	
8	2'02.224		33.587	23.370	31.931	33.336	215.5	8	1'56.073	P	31.446	24.805	33.142	26.680	198.1
9	1'58.503		30.331	23.196	31.638	33.338	214.2	9	2'06.996	37.348	23.435	32.451	33.762	213.8	
10	1'58.440		30.263	23.086	31.662	33.429	213.8	10	1'58.607	30.223	23.294	31.636	33.454	216.4	
11	1'52.463	P	30.926	23.534	32.460	25.543	211.7	11	1'58.169	30.040	22.985	31.551	33.593	213.0	
							20th 43 Xavier ARTIGAS CFMOTO Racing Pru SPA								
							Runs=3 Total laps=14 Full laps=9 Valid laps=9								
							1 2'23.509 36.195 23.860 32.591 33.865 211.3								
							2 2'00.502 30.757 23.563 32.222 33.960 212.1								

Fastest Lap: Jaume MASIA Leopard Racing SPA 1'57.068 29.860 22.767 31.271 33.170

These data/results cannot be reproduced, stored and/or transmitted in whole or in part by any manner of electronic, mechanical, photocopying, recording, broadcasting or otherwise now known or herein after developed without the previous express consent by the copyright owner, except for reproduction in daily press and regular printed publications on sale to the public within 60 days of the event related to those data/results and always provided that copyright symbol appears together as follows below.
© DORNA, 2023

Official MotoGP Timing by TISSOT
www.motogp.com

Motegi, Friday, September 29, 2023

Page 3 of 5



Practice Nr. 2

Moto3

Lap	Lap Time	T1	T2	T3	T4	Speed	Lap	Lap Time	T1	T2	T3	T4	Speed
3	1'59.553	30.489	23.246	32.218	33.600	215.5	14	1'58.722	30.184	23.327	31.680	33.531	212.5
4	1'59.288	30.561	23.231	32.024	33.472	214.7	15	1'58.841	30.351	23.075	31.772	33.643	213.4
5	1'51.112 P	30.534	23.395	32.312	24.871	213.0	16	1'58.993	30.342	23.266	31.831	33.554	211.7
6	2'03.415	33.842	23.619	32.310	33.644	210.9	24th 64 Mario AJI Honda Team Asia INA						
7	1'59.481	30.578	23.267	32.090	33.546	210.9	Runs=2 Total laps=11 Full laps=8 Valid laps=5						
8	1'51.514 P	30.599	23.378	32.166	25.371	211.3	1	2'37.511	33.033	23.910	32.661	34.224	206.8
9	2'12.911	40.507	24.397	33.123	34.884	194.2	2	2'03.414	30.727	23.531	33.039	36.117	171.1
10	2'00.328	30.525	23.573	32.531	33.699	210.5	3	1'59.664	30.699	23.390	31.839	33.736	208.4
11	1'58.470	30.129	23.105	31.878	33.358	212.5	4	2'03.071 *	30.515	24.508	32.695*	35.353	191.8
12	1'59.979	30.275	24.475	31.761	33.468	213.0	5	1'59.943 *	30.522	23.395	32.126*	33.900	208.8
13	1'58.964	30.322	23.154	31.824	33.664	213.4	6	2'01.249	30.723	23.366	32.362	34.798	204.9
14	1'58.470	30.223	23.036	31.803	33.408	214.7	7	1'53.237 P	30.806	23.649	32.371*	26.411	206.1
21st 7 Filippo FARIOLI Red Bull KTM Tech3 ITA							8	2'20.140	37.655	31.302	34.501	36.682	193.2
Runs=2 Total laps=13 Full laps=10 Valid laps=6							9	1'59.670	30.718	23.223	31.689	34.040	202.2
1	2'18.803	33.386	24.414	32.455	34.359	213.4	10	1'59.131	30.708	23.178	31.639	33.606	209.7
2	1'59.944	30.795	23.277	32.009	33.863	210.9	11	2'05.975 *	30.397	23.329	32.912*	39.337	178.5
3	2'00.815 *	30.69*	23.363	32.166	34.590	210.9	25th 70 Joshua WHATLEY VisionTrack Racing T GBR						
4	1'59.244	30.505	23.321	31.703	33.715	213.4	Runs=2 Total laps=10 Full laps=7 Valid laps=6						
5	2'09.884	32.771	26.991	32.824	37.298	204.1	1	2'30.277	35.001	23.680	38.261	34.675	204.1
6	1'59.280 *	30.459	23.192	31.893	33.736*	213.0	2	2'00.063	30.751	23.390	32.118	33.804	214.2
7	2'00.274	31.166	23.253	32.104	33.751	210.9	3	1'59.732	30.564	23.260	32.028	33.880	210.5
8	1'51.402 P	30.538	23.534	32.149	25.181	210.9	4	2'01.209	30.899	24.246	32.364	33.700	213.4
9	2'02.268	32.829	23.594	32.106	33.739	206.8	5	1'57.198 P	30.509	25.914	34.295	26.480	196.0
10	1'58.899 *	30.396	23.188	31.830	33.485*	215.1	6	2'03.431	33.365	23.368	32.746	33.952	210.9
11	1'58.499	30.310	23.047	31.588	33.554	212.1	7	1'59.705	30.547	23.273	31.923	33.962	212.5
12	2'05.708	30.360	24.745	31.857	38.746	184.3	8	1'59.171	30.437	23.198	31.784	33.752	210.1
13	1'58.821 *	30.467	23.167	31.684	33.503*	217.7	9	2'02.239 *	31.76*	23.378	33.231*	33.866*	210.5
22nd 18 Matteo BERTELLE Rivacold Snipers Tea ITA							10	1'59.463	30.589	23.074	32.073	33.727	215.5
Runs=2 Total laps=9 Full laps=6 Valid laps=6							26th 22 Ana CARRASCO BOE Motorsports SPA						
1	2'29.641	37.145	24.033	32.308	33.779	215.1	Runs=2 Total laps=13 Full laps=10 Valid laps=10						
2	1'59.572	30.576	23.327	31.955	33.714	213.8	1	2'30.040	34.560	24.132	32.785	37.569	186.8
3	2'00.958	32.091	23.350	31.925	33.592	215.5	2	1'59.856	30.846	23.215	32.032	33.763	214.7
4	2'00.820	30.741	24.561	31.956	33.562	213.8	3	1'59.267	30.651	23.104	31.783	33.729	214.2
5	10'46.207 P	32.409	24.080				4	1'59.767	30.516	23.144	32.153	33.954	212.5
6	2'15.983	37.716	28.244	34.058	35.965	176.1	5	2'00.829	31.676	23.193	32.150	33.810	213.0
7	1'58.603	30.297	23.227	31.826	33.253	216.4	6	2'00.225	30.683	23.364	32.253	33.925	213.0
8	1'58.503	30.156	23.148	31.677	33.522	214.2	7	2'00.751	30.970	23.452	32.233	34.096	210.9
9	2'02.321	30.354	26.724	31.790	33.453	213.8	8	1'55.313 P	31.126	23.956	33.239	26.992	208.4
23rd 10 Diogo MOREIRA MT Helmets - MSI BRA							9	2'02.291	33.218	23.382	32.009	33.682	213.4
Runs=2 Total laps=16 Full laps=13 Valid laps=13							10	1'59.909	30.796	23.257	32.051	33.805	210.9
1	2'29.262	33.298	23.624	32.280	33.607	214.7	11	2'30.714	30.687	27.258	47.427	45.342	116.3
2	1'59.605	30.666	23.266	32.045	33.628	213.8	12	2'00.608	31.136	23.341	32.289	33.842	212.5
3	1'59.132	30.512	23.253	31.858	33.509	213.8	13	1'59.891	30.700	23.357	32.251	33.583	213.4
4	1'59.225	30.446	23.283	32.009	33.487	214.2	27th 20 Lorenzo FELLON CIP Green Power FRA						
5	1'59.361	30.475	23.218	32.009	33.659	214.7	Runs=2 Total laps=13 Full laps=10 Valid laps=8						
6	1'59.220	30.559	23.156	31.918	33.587	213.4	1	2'34.275	33.677	23.580	32.483	33.985	212.1
7	1'59.450	30.557	23.388	32.001	33.504	212.5	2	2'00.382	30.738	23.452	32.196	33.996	211.3
8	1'59.814	30.653	23.511	31.993	33.657	212.1	3	2'07.059 *	31.44*	23.841	34.134	37.643	160.4
9	1'59.650	30.573	23.427	31.987	33.663	212.1	4	2'00.366	30.739	23.462	32.230	33.935	211.7
10	2'01.119	30.632	24.729	31.975	33.783	212.1	5	2'00.292 *	30.720	23.557	32.205*	33.810	213.0
11	1'59.758	30.573	23.420	32.040	33.725	212.5	6	2'02.133	30.764	23.727	33.212	34.430	208.4
12	1'53.841 P	31.083	24.005	32.653	26.100	211.3	7	1'54.097 P	31.668	24.010	32.701*	25.718	210.9
13	2'06.116	33.831	23.518	33.411	35.356	187.5							

Fastest Lap: Jaume MASIA Leopard Racing SPA **1'57.068** 29.860 22.767 31.271 33.170

These data/results cannot be reproduced, stored and/or transmitted in whole or in part by any manner of electronic, mechanical, photocopying, recording, broadcasting or otherwise now known or herein after developed without the previous express consent by the copyright owner, except for reproduction in daily press and regular printed publications on sale to the public within 60 days of the event related to those data/results and always provided that copyright symbol appears together as follows below.
© DORNA, 2023

Official MotoGP Timing by TISSOT
www.motogp.com

Motegi, Friday, September 29, 2023

Page 4 of 5



Practice Nr. 2

Moto3

Lap	Lap Time	T1	T2	T3	T4	Speed	Lap	Lap Time	T1	T2	T3	T4	Speed
8	2'03.623	33.734	23.723	32.183	33.983	209.3							
9	2'00.219	30.723	23.269	32.369	33.858	210.5							
10	1'59.753	30.527	23.381	32.083	33.762	210.5							
11	2'19.592	30.505	23.406	40.198	45.483	124.5							
12	2'09.173	36.085	24.891	32.808	35.389	185.8							
13	1'59.659	30.658	23.280	32.230	33.491	215.5							

Fastest Lap: Jaume MASIA	Leopard Racing	SPA	1'57.068	29.860	22.767	31.271	33.170
---------------------------------	----------------	-----	-----------------	--------	--------	--------	--------

These data/results cannot be reproduced, stored and/or transmitted in whole or in part by any manner of electronic, mechanical, photocopying, recording, broadcasting or otherwise now known or herein after developed without the previous express consent by the copyright owner, except for reproduction in daily press and regular printed publications on sale to the public within 60 days of the event related to those data/results and always provided that copyright symbol appears together as follows below.
© DORNA, 2023

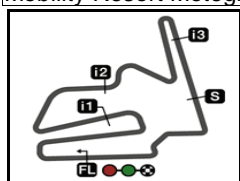
Official MotoGP Timing by **TISSOT**
www.motogp.com

Motegi, Friday, September 29, 2023

Page 5 of 5

motogp





4801 m.

MOTUL GRAND PRIX OF JAPAN

Practice Nr. 2

Best Partial Times

Moto3™


IT Ideal Lap Time, sum of the best partial times

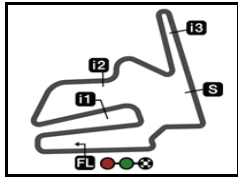
BT Best Lap Time

T1		T2		T3		T4				IT		BT	
Pos	Rider	Time	Rider	Time	Rider	Time	Rider	Time	Pos	Rider	IT	BT	
1	J.MASIA	29.860	J.MASIA	22.688	J.MASIA	31.266	J.MASIA	32.882	1	J.MASIA	1'56.696	1'57.068	(1)
2	D.ÖNCÜ	29.881	D.ÖNCÜ	22.692	A.SASAKI	31.273	K.TOBA	32.949	2	D.ÖNCÜ	1'57.092	1'57.277	(5)
3	A.SASAKI	29.929	D.ALONSO	22.699	D.ÖNCÜ	31.325	S.NEPA	32.975	3	I.ORTOLÁ	1'57.125	1'57.176	(2)
4	S.NEPA	29.968	I.ORTOLÁ	22.740	I.ORTOLÁ	31.348	D.HOLGADO	33.017	4	A.SASAKI	1'57.165	1'57.191	(3)
5	I.ORTOLÁ	29.998	J.RUEDA	22.762	D.HOLGADO	31.349	I.ORTOLÁ	33.039	5	S.NEPA	1'57.191	1'57.311	(6)
6	T.FURUSATO	29.998	S.NEPA	22.794	R.YAMANAKA	31.378	J.RUEDA	33.070	6	D.HOLGADO	1'57.217	1'57.226	(4)
7	D.HOLGADO	30.008	A.SASAKI	22.797	C.VEIJER	31.411	D.ALMANSA	33.076	7	K.TOBA	1'57.219	1'57.384	(7)
8	R.YAMANAKA	30.009	T.SUZUKI	22.840	K.TOBA	31.413	T.FURUSATO	33.079	8	J.RUEDA	1'57.328	1'57.473	(8)
9	K.TOBA	30.012	D.MUÑOZ	22.841	T.FURUSATO	31.425	D.ALONSO	33.099	9	T.FURUSATO	1'57.380	1'57.591	(10)
10	C.VEIJER	30.023	D.HOLGADO	22.843	J.RUEDA	31.442	C.VEIJER	33.106	10	D.ALONSO	1'57.431	1'57.672	(11)
11	D.ALMANSA	30.033	K.TOBA	22.845	T.SUZUKI	31.447	T.SUZUKI	33.129	11	C.VEIJER	1'57.494	1'57.747	(14)
12	S.OGDEN	30.040	J.KELSO	22.850	S.NEPA	31.454	R.ROSSI	33.135	12	R.YAMANAKA	1'57.497	1'57.524	(9)
13	D.ALONSO	30.051	D.ALMANSA	22.863	R.ROSSI	31.473	A.SASAKI	33.166	13	T.SUZUKI	1'57.501	1'57.676	(12)
14	J.RUEDA	30.054	T.FURUSATO	22.878	D.MUÑOZ	31.514	R.YAMANAKA	33.178	14	D.ALMANSA	1'57.505	1'57.812	(16)
15	T.SUZUKI	30.085	R.ROSSI	22.912	D.ALMANSA	31.533	D.ÖNCÜ	33.194	15	R.ROSSI	1'57.616	1'57.742	(13)
16	D.MUÑOZ	30.085	S.AZMAN	22.929	S.AZMAN	31.539	S.AZMAN	33.219	16	D.MUÑOZ	1'57.663	1'57.775	(15)
17	R.ROSSI	30.096	R.YAMANAKA	22.932	S.OGDEN	31.551	D.MUÑOZ	33.223	17	S.AZMAN	1'57.885	1'58.094	(18)
18	X.ARTIGAS	30.129	C.VEIJER	22.954	D.ALONSO	31.582	M.BERTELLE	33.253	18	S.OGDEN	1'58.030	1'58.169	(19)
19	J.KELSO	30.139	S.OGDEN	22.985	F.FARIOLI	31.588	X.ARTIGAS	33.358	19	J.KELSO	1'58.065	1'58.065	(17)
20	M.BERTELLE	30.156	X.ARTIGAS	23.036	J.KELSO	31.615	S.OGDEN	33.454	20	M.BERTELLE	1'58.234	1'58.503	(22)
21	D.MOREIRA	30.184	F.FARIOLI	23.047	M.AJI	31.639	J.KELSO	33.461	21	X.ARTIGAS	1'58.284	1'58.470	(20)
22	S.AZMAN	30.198	J.WHATLEY	23.074	M.BERTELLE	31.677	D.MOREIRA	33.487	22	D.MOREIRA	1'58.426	1'58.722	(23)
23	F.FARIOLI	30.310	D.MOREIRA	23.075	D.MOREIRA	31.680	L.FELLON	33.491	23	F.FARIOLI	1'58.499	1'58.499	(21)
24	M.AJI	30.397	A.CARRASCO	23.104	X.ARTIGAS	31.761	F.FARIOLI	33.554	24	M.AJI	1'58.820	1'59.131	(24)

These data/results cannot be reproduced, stored and/or transmitted in whole or in part by any manner of electronic, mechanical, photocopying, recording, broadcasting or otherwise now known or herein after developed without the previous express consent by the copyright owner, except for reproduction in daily press and regular printed publications on sale to the public within 60 days of the event related to those data/results and always provided that copyright symbol appears together as follows below.
© DORNA, 2023

Mobility Resort Motegi

Results and timing service provided by  **TISSOT**



4801 m.

MOTUL GRAND PRIX OF JAPAN

Practice Nr. 2

Best Partial Times

Moto3™

IT Ideal Lap Time, sum of the best partial times

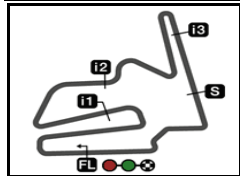
BT Best Lap Time

T1		T2		T3		T4				<i>IT</i>	<i>BT</i>	
<i>Pos</i>	<i>Rider</i>	<i>Time</i>	<i>Rider</i>	<i>Time</i>	<i>Rider</i>	<i>Time</i>	<i>Rider</i>	<i>Time</i>	<i>Pos</i>	<i>Rider</i>		
25	J.WHATLEY	30.437	M.BERTELLE	23.148	A.CARRASCO	31.783	A.CARRASCO	33.583	25	A.CARRASCO	1'58.986	1'59.267 (26)
26	L.FELLON	30.505	M.AJI	23.178	J.WHATLEY	31.784	M.AJI	33.606	26	J.WHATLEY	1'58.995	1'59.171 (25)
27	A.CARRASCO	30.516	L.FELLON	23.269	L.FELLON	32.083	J.WHATLEY	33.700	27	L.FELLON	1'59.348	1'59.659 (27)

These data/results cannot be reproduced, stored and/or transmitted in whole or in part by any manner of electronic, mechanical, photocopying, recording, broadcasting or otherwise now known or herein after developed without the previous express consent by the copyright owner, except for reproduction in daily press and regular printed publications on sale to the public within 60 days of the event related to those data/results and always provided that copyright symbol appears together as follows below.
© DORNA, 2023

Official MotoGP Timing by **TISSOT**
www.motogp.com






MOTUL GRAND PRIX OF JAPAN

Practice Nr. 2

Fastest Laps Sequence

4801 m.

Practice Time	 Rider	Nation	Motorcycle	Time	Km/h	Rider's Lap
4'09.453	6 Ryusei YAMANAKA	JPN	GASGAS	2'00.048	143.9	2
4'18.747	7 Filippo FARIOLI	ITA	KTM	1'59.944	144.0	2
4'23.787	99 José Antonio RUEDA	SPA	KTM	1'59.448	144.6	2
4'29.428	63 Syarifuddin AZMAN	MAL	KTM	1'59.352	144.8	2
4'29.980	48 Ivan ORTOLÁ	SPA	KTM	1'59.050	145.1	2
5'05.672	96 Daniel HOLGADO	SPA	KTM	1'58.739	145.5	2
5'06.667	53 Deniz ÖNCÜ	TUR	KTM	1'58.504	145.8	2
6'28.463	48 Ivan ORTOLÁ	SPA	KTM	1'58.483	145.8	3
7'03.879	96 Daniel HOLGADO	SPA	KTM	1'58.207	146.2	3
9'02.013	71 Ayumu SASAKI	JPN	HUSQVARNA	1'58.204	146.2	4
9'03.471	53 Deniz ÖNCÜ	TUR	KTM	1'58.156	146.2	4
9'17.432	5 Jaume MASIA	SPA	HONDA	1'58.118	146.3	4
13'01.809	96 Daniel HOLGADO	SPA	KTM	1'58.031	146.4	6
19'02.644	95 Collin VEIJER	NED	HUSQVARNA	1'57.747	146.7	7
29'54.302	96 Daniel HOLGADO	SPA	KTM	1'57.340	147.2	12
31'51.528	96 Daniel HOLGADO	SPA	KTM	1'57.226	147.4	13
31'59.000	5 Jaume MASIA	SPA	HONDA	1'57.222	147.4	14
32'00.448	48 Ivan ORTOLÁ	SPA	KTM	1'57.176	147.5	11
33'56.081	5 Jaume MASIA	SPA	HONDA	1'57.081	147.6	15
35'53.149	5 Jaume MASIA	SPA	HONDA	1'57.068	147.6	16

These data/results cannot be reproduced, stored and/or transmitted in whole or in part by any manner of electronic, mechanical, photocopying, recording, broadcasting or otherwise now known or herein after developed without the previous express consent by the copyright owner, except for reproduction in daily press and regular printed publications on sale to the public within 60 days of the event related to those data/results and always provided that copyright symbol appears together as follows below.

© DORNA, 2023

Official MotoGP Timing by TISSOT
www.motogp.com

Motegi, Friday, September 29, 2023

