


4801 m.

MOTUL GRAND PRIX OF JAPAN

Free Practice Nr. 1

Classification

3

	Rider	Nation	Team	Motorcycle	Time	Lap	Total	Gap	Top Speed
1	89 Jorge MARTIN	SPA	Prima Pramac Racing	DUCATI	1'45.192	13	16		311.2
2	37 Augusto FERNANDEZ	SPA	GASGAS Factory Racing Tech3	KTM	1'45.330	18	19	0.138 0.138	306.8
3	72 Marco BEZZECCHI	ITA	Mooney VR46 Racing Team	DUCATI	1'45.510	17	17	0.318 0.180	313.0
4	1 Francesco BAGNAIA	ITA	Ducati Lenovo Team	DUCATI	1'45.631	5	18	0.439 0.121	313.0
5	36 Joan MIR	SPA	Repsol Honda Team	HONDA	1'45.685	15	15	0.493 0.054	310.3
6	33 Brad BINDER	RSA	Red Bull KTM Factory Racing	KTM	1'45.747	16	17	0.555 0.062	313.0
7	12 Maverick VIÑALES	SPA	Aprilia Racing	APRILIA	1'45.819	5	18	0.627 0.072	313.0
8	43 Jack MILLER	AUS	Red Bull KTM Factory Racing	KTM	1'45.902	17	18	0.710 0.083	311.2
9	20 Fabio QUARTARARO	FRA	Monster Energy Yamaha MotoGP	YAMAHA	1'45.952	5	20	0.760 0.050	309.4
10	25 Raul FERNANDEZ	SPA	CryptoDATA RNF MotoGP Team	APRILIA	1'45.966	11	19	0.774 0.014	310.3
11	5 Johann ZARCO	FRA	Prima Pramac Racing	DUCATI	1'46.018	9	15	0.826 0.052	312.1
12	21 Franco MORBIDELLI	ITA	Monster Energy Yamaha MotoGP	YAMAHA	1'46.027	16	20	0.835 0.009	310.3
13	93 Marc MARQUEZ	SPA	Repsol Honda Team	HONDA	1'46.033	14	19	0.841 0.006	313.0
14	49 Fabio DI GIANNANTONIO	ITA	Gresini Racing MotoGP	DUCATI	1'46.160	19	19	0.968 0.127	308.5
15	44 Pol ESPARGARO	SPA	GASGAS Factory Racing Tech3	KTM	1'46.181	13	15	0.989 0.021	313.9
16	88 Miguel OLIVEIRA	POR	CryptoDATA RNF MotoGP Team	APRILIA	1'46.198	16	18	1.006 0.017	312.1
17	41 Aleix ESPARGARO	SPA	Aprilia Racing	APRILIA	1'46.229	6	16	1.037 0.031	312.1
18	35 Cal CRUTCHLOW	GBR	Yamalube RS4GP Racing Team	YAMAHA	1'46.302	16	16	1.110 0.073	312.1
19	30 Takaaki NAKAGAMI	JPN	LCR Honda IDEMITSU	HONDA	1'46.334	7	16	1.142 0.032	308.5
20	51 Michele PIRRO	ITA	Ducati Lenovo Team	DUCATI	1'47.132	15	16	1.940 0.798	307.6
21	42 Alex RINS	SPA	LCR Honda CASTROL	HONDA	1'47.587	7	16	2.395 0.455	311.2

Practice condition: Dry

Air: 28°

Humidity: 55%

Ground: 40°

Fastest Lap:	Lap: 13	Jorge MARTIN	1'45.192	164.3 Km/h
Best Race Lap:	2022	Jack MILLER	1'45.198	164.2 Km/h
All Time Lap Record:	2015	Jorge LORENZO	1'43.790	166.5 Km/h

The results are provisional until the end of the limit for protest and appeals.

Time limit for protest expires 60' after publication of the results - Time:

These data/results cannot be reproduced, stored and/or transmitted in whole or in part by any manner of electronic, mechanical, photocopying, recording, broadcasting or otherwise now known or herein after developed without the previous express consent by the copyright owner, except for reproduction in daily press and regular printed publications on sale to the public within 60 days of the event related to those data/results and always provided that copyright symbol appears together as follows below.

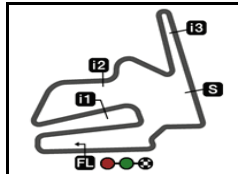
© DORNA, 2023

Official MotoGP Timing by TISSOT

www.motogp.com

Motegi, Friday, September 29, 2023





4801 m.

MOTUL GRAND PRIX OF JAPAN

Free Practice Nr. 1

Top Speed & Average

4



Rider	Nation	Motorcycle	Top 5 speeds					Average	Top
44 Po ESPARGARO	SPA	KTM	313.9	310.3	310.3	309.4	309.4	310.5	313.9
1 Francesco BAGNAIA	ITA	DUCATI	313.0	312.1	312.1	311.2	311.2	311.7	313.0
12 Maverick VIÑALES	SPA	APRILIA	313.0	312.1	312.1	312.1	312.1	312.2	313.0
33 Brad BINDER	RSA	KTM	313.0	312.1	312.1	312.1	312.1	312.3	313.0
72 Marco BEZZECCHI	ITA	DUCATI	313.0	313.0	313.0	312.1	312.1	312.4	313.0
93 Marc MARQUEZ	SPA	HONDA	313.0	313.0	312.1	311.2	310.3	311.9	313.0
5 Johann ZARCO	FRA	DUCATI	312.1	311.2	311.2	310.3	309.4	310.6	312.1
35 Cal CRUTCHLOW	GBR	YAMAHA	312.1	311.2	311.2	311.2	311.2	311.3	312.1
41 Aleix ESPARGARO	SPA	APRILIA	312.1	310.3	309.4	309.4	309.4	309.9	312.1
88 Miguel OLIVEIRA	POR	APRILIA	312.1	310.3	310.3	310.3	310.3	310.7	312.1
42 Alex RINS	SPA	HONDA	311.2	310.3	310.3	309.4	308.5	309.7	311.2
43 Jack MILLER	AUS	KTM	311.2	310.3	310.3	309.4	309.4	310.1	311.2
89 Jorge MARTIN	SPA	DUCATI	311.2	310.3	310.3	310.3	310.3	310.4	311.2
21 Franco MORBIDELLI	ITA	YAMAHA	310.3	309.4	309.4	308.5	308.5	309.0	310.3
25 Raul FERNANDEZ	SPA	APRILIA	310.3	310.3	310.3	309.4	309.4	309.9	310.3
36 Joan MIR	SPA	HONDA	310.3	310.3	309.4	309.4	309.4	309.7	310.3
20 Fabio QUARTARARO	FRA	YAMAHA	309.4	309.4	308.5	308.5	307.6	308.2	309.4
30 Takaaki NAKAGAMI	JPN	HONDA	308.5	308.5	306.8	306.8	306.8	307.5	308.5
49 Fabio DI GIANNANTONIO	ITA	DUCATI	308.5	306.8	306.8	306.8	306.8	307.1	308.5
51 Michele PIRRO	ITA	DUCATI	307.6	307.6	306.8	306.8	306.8	307.0	307.6
37 Augusto FERNANDEZ	SPA	KTM	306.8	306.8	305.9	305.9	305.9	306.3	306.8

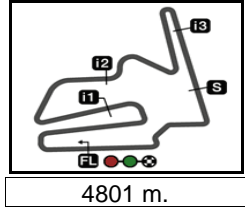
These data/results cannot be reproduced, stored and/or transmitted in whole or in part by any manner of electronic, mechanical, photocopying, recording, broadcasting or otherwise now known or herein after developed without the previous express consent by the copyright owner, except for reproduction in daily press and regular printed publications on sale to the public within 60 days of the event related to those data/results and always provided that copyright symbol appears together as follows below.

© DORNA, 2023

Official MotoGP Timing by **TISSOT**
www.motogp.com



Motegi, Friday, September 29, 2023



MOTUL GRAND PRIX OF JAPAN

Free Practice Nr. 1

Chronological Analysis of Performances

5

* Lap / Sector time cancelled T1 Time from finish line to 1st intermed. T3 Time from 2nd intermed. to 3rd intermed.
 P Crossing the finish line in pit lane T2 Time from 1st intermed. to 2nd intermed. T4 Time from 3rd intermediate to finish line
 **Tyre data subject to further updates

Lap	Lap Time	T1	T2	T3	T4	Speed	Lap	Lap Time	T1	T2	T3	T4	Speed	
1st	89	Jorge MARTIN DUCATI SPA						10	1'56.897	34.647	22.144	30.596	29.510	303.3
		Prima Pramac Racing						11	1'47.648	27.941	21.078	29.628	29.001	305.0
		Runs=4 Total laps=16 Full laps=9 Valid laps=9						12	1'46.788	27.593	20.741	29.482	28.972	305.0
<i>Run #</i>	<i>1</i>	<i>Front Tyre</i>	<i>Slick-Medium</i>	<i>Rear Tyre</i>	<i>Slick-Medium</i>		13	1'46.687	27.615	20.658	29.502	28.912	305.0	
		<i>New Tyre</i>		<i>New Tyre</i>			14	1'46.517	27.454	20.780	29.479	28.804	305.0	
1	2'22.937	32.910	22.497	30.814	30.851	297.5	15	1'42.384 P	28.384	21.417	30.321	22.262	302.5	
2	1'47.527	28.033	20.958	29.603	28.933	310.3	<i>Run #</i>	<i>3</i>	<i>Front Tyre</i>	<i>Slick-Hard</i>	<i>Rear Tyre</i>	<i>Slick-Soft</i>		
3	1'47.373	27.437	21.135	29.789	29.012	310.3			<i>New Tyre</i>		<i>New Tyre</i>			
4	1'48.805	29.922	20.696	29.387	28.800	310.3	16	1'54.998	33.877	21.898	30.135	29.088	305.0	
5	1'46.252	27.369	20.887	29.353	28.643	310.3	17	1'45.757	27.306	20.607	29.199	28.645	305.9	
6	1'45.726	27.233	20.389	29.220	28.884	309.4	18	1'45.330	27.124	20.471	29.197	28.538	305.9	
7	1'43.431 P	27.252	21.577	30.789	23.813	304.2	19	1'45.591	27.092	20.575	29.248	28.676	306.8	
<i>Run #</i>	<i>2</i>	<i>Front Tyre</i>	<i>Slick-Medium</i>	<i>Rear Tyre</i>	<i>Slick-Medium</i>		3rd 72 Marco BEZZECCHI DUCATI ITA							
		<i>7 Laps at start</i>		<i>7 Laps at start</i>			Mooney VR46 Racing Team							
8	1'55.232	31.929	21.736	29.871	31.696	307.6	Runs=3 Total laps=17 Full laps=12 Valid laps=12							
9	1'40.714 P	27.465	20.753	30.299	22.197	309.4	<i>Run #</i>	<i>1</i>	<i>Front Tyre</i>	<i>Slick-Medium</i>	<i>Rear Tyre</i>	<i>Slick-Medium</i>		
<i>Run #</i>	<i>3</i>	<i>Front Tyre</i>	<i>Slick-Hard</i>	<i>Rear Tyre</i>	<i>Slick-Medium</i>				<i>New Tyre</i>		<i>New Tyre</i>			
		<i>New Tyre</i>		<i>9 Laps at start</i>			1	2'12.176	33.619	22.285	31.165	29.944	311.2	
10	1'52.250	30.867	21.999	30.186	29.198	308.5	2	1'48.758	28.430	20.768	29.838	29.722	313.0	
11	1'45.509	27.254	20.533	29.154	28.568	311.2	3	1'46.987	28.032	20.616	29.441	28.898	310.3	
12	1'45.366	27.124	20.390	29.337	28.515	310.3	4	1'46.392	27.720	20.648	29.398	28.626	312.1	
13	1'45.192	27.052	20.501	29.137	28.502	309.4	5	1'46.399	27.608	20.646	29.372	28.773	311.2	
14	5'30.321 P						6	1'46.045	27.222	20.488	29.096	29.239	312.1	
<i>Run #</i>	<i>4</i>	<i>Front Tyre</i>	<i>Slick-Medium</i>	<i>Rear Tyre</i>	<i>Slick-Medium</i>		7	1'43.184 P	28.978	20.958	29.700	23.548	312.1	
		<i>9 Laps at start</i>		<i>New Tyre</i>			<i>Run #</i>	<i>2</i>	<i>Front Tyre</i>	<i>Slick-Medium</i>	<i>Rear Tyre</i>	<i>Slick-Medium</i>		
15	1'55.276	34.259	21.565	29.957	29.495	308.5			<i>7 Laps at start</i>		<i>7 Laps at start</i>			
16	1'46.321	27.445	20.835	29.286	28.755	310.3	8	1'55.187	34.099	21.258	30.202	29.628	309.4	
	PIT	27.177	21.486	30.637	23.398	302.5	9	1'46.935	27.854	20.573	29.545	28.963	309.4	
2nd 37 Augusto FERNANDEZ KTM SPA							10	1'46.037	27.404	20.544	29.292	28.797	309.4	
GASGAS Factory Racing Tech3							11	1'46.049	27.363	20.517	29.387	28.782	310.3	
Runs=3 Total laps=19 Full laps=14 Valid laps=14							12	1'45.810	27.225	20.487	29.468	28.630	312.1	
<i>Run #</i>	<i>1</i>	<i>Front Tyre</i>	<i>Slick-Medium</i>	<i>Rear Tyre</i>	<i>Slick-Medium</i>		13	1'46.084	27.363	20.546	29.408	28.767	311.2	
		<i>New Tyre</i>		<i>New Tyre</i>			14	1'42.640 P	27.548	21.019	30.722	23.351	311.2	
1	2'23.747	35.622	23.932	32.521	32.500	268.6	<i>Run #</i>	<i>3</i>	<i>Front Tyre</i>	<i>Slick-Medium</i>	<i>Rear Tyre</i>	<i>Slick-Medium</i>		
2	1'50.286	28.945	21.362	30.261	29.718	291.1			<i>New Tyre</i>		<i>14 Laps at start</i>			
3	1'48.567	28.158	20.987	29.746	29.676	303.3	15	1'53.381	33.766	21.253	29.618	28.744	313.0	
4	1'47.571	27.930	20.807	29.588	29.246	305.0	16	1'46.005	27.466	20.560	29.299	28.680	313.0	
5	1'47.125	27.758	20.661	29.601	29.105	300.8	17	1'45.510	27.224	20.362	29.267	28.657	312.1	
6	1'48.206	27.551	20.826	29.795	30.034	302.5								
7	1'47.081	27.539	21.054	29.545	28.943	306.8								
8	1'46.553	27.516	20.649	29.596	28.792	305.9								
9	1'40.235 P	27.531	21.887	29.813	21.004	304.2								
<i>Run #</i>	<i>2</i>	<i>Front Tyre</i>	<i>Slick-Medium</i>	<i>Rear Tyre</i>	<i>Slick-Medium</i>									
		<i>9 Laps at start</i>		<i>9 Laps at start</i>										

Fastest Lap: Jorge MARTIN Prima Pramac Racing SPA **1'45.192** 27.052 20.501 29.137 28.502

These data/results cannot be reproduced, stored and/or transmitted in whole or in part by any manner of electronic, mechanical, photocopying, recording, broadcasting or otherwise now known or herein after developed without the previous express consent by the copyright owner, except for reproduction in daily press and regular printed publications on sale to the public within 60 days of the event related to those data/results and always provided that copyright symbol appears together as follows below.
 © DORNA, 2023



Free Practice Nr. 1

MotoGP

Lap	Lap Time	T1	T2	T3	T4	Speed	Lap	Lap Time	T1	T2	T3	T4	Speed
4th	1	Francesco BAGNAIA		DUCATI		ITA	Run #	1	Front Tyre	Slick-Medium	Rear Tyre	Slick-Medium	
		Ducati Lenovo Team							New Tyre		New Tyre		
		Runs=3	Total laps=18	Full laps=13	Valid laps=13		1	2'11.090	33.119	22.749	31.214	29.611	312.1
	Run #	1	Front Tyre	Slick-Medium	Rear Tyre	Slick-Medium	2	1'48.463	28.500	21.109	29.706	29.148	310.3
			New Tyre		New Tyre		3	1'54.744	34.286	21.635	29.857	28.966	311.2
	1	2'45.238	35.938	23.167	31.284	30.021	4	1'47.190	27.953	20.811	29.640	28.786	311.2
	2	1'48.926	29.025	21.103	29.807	28.991	5	1'47.217	27.881	21.100	29.513	28.723	313.0
	3	1'46.690	27.692	20.592	29.482	28.924	6	1'46.802	27.776	20.714	29.470	28.842	311.2
	4	1'46.089	27.407	20.559	29.433	28.690	7	1'46.780	27.832	20.749	29.399	28.800	312.1
	5	1'45.631	27.258	20.466	29.324	28.583	8	1'46.742	27.629	20.825	29.548	28.740	312.1
	6	1'47.647	27.342	20.462	30.911	28.932	9	1'46.703 *	27.551*	20.762	29.501	28.889	311.2
	7	1'42.777 P	27.257	21.850	30.991	22.679	10	1'46.359	27.485	20.504	29.527	28.843	310.3
	Run #	2	Front Tyre	Slick-Medium	Rear Tyre	Slick-Medium	11	1'48.231 P	32.317	22.388	30.201	23.325	308.5
			7 Laps at start		7 Laps at start		Run #	2	Front Tyre	Slick-Medium	Rear Tyre	Slick-Medium	
	8	1'52.821	31.529	21.089	29.757	30.446			New Tyre		11 Laps at start		
	9	1'50.081	28.254	20.743	29.363	31.721	12	1'56.453	34.614	22.084	30.629	29.126	309.4
	10	1'47.426	27.607	20.642	29.233	29.944	13	1'46.837	27.856	20.748	29.538	28.695	309.4
	11	1'45.874	27.466	20.532	29.260	28.616	14	1'46.101	27.535	20.582	29.429	28.555	312.1
	12	1'46.099	27.323	20.550	29.497	28.729	15	1'46.028	27.522	20.537	29.375	28.594	311.2
	13	1'41.706 P	27.471	20.654	29.443	24.138	16	1'45.747	27.361	20.522	29.323	28.541	311.2
	Run #	3	Front Tyre	Slick-Medium	Rear Tyre	Slick-Medium	17	1'46.230	27.412	20.360	29.868	28.590	312.1
			13 Laps at start		13 Laps at start								
	14	1'53.031	32.527	21.140	30.265	29.099							
	15	1'46.850	27.547	20.645	29.768	28.890							
	16	1'46.880	27.572	20.736	29.678	28.894							
	17	1'52.324	27.634	24.523	30.711	29.456							
	18	1'46.729	27.615	20.685	29.566	28.863							
5th	36	Joan MIR		HONDA		SPA	Run #	1	Front Tyre	Slick-Medium	Rear Tyre	Slick-Medium	
		Repsol Honda Team							New Tyre		New Tyre		
		Runs=3	Total laps=15	Full laps=10	Valid laps=10		1	2'13.443	34.375	22.337	30.748	30.043	291.1
	Run #	1	Front Tyre	Slick-Medium	Rear Tyre	Slick-Medium	2	1'50.792	31.021	21.072	29.817	28.882	312.1
			New Tyre		New Tyre		3	1'46.449	27.650	20.594	29.517	28.688	312.1
	1	2'21.727	33.250	22.273	31.081	30.188	4	1'46.034	27.380	20.573	29.519	28.562	312.1
	2	1'48.579	28.376	21.251	29.805	29.147	5	1'45.819	27.390	20.446	29.398	28.585	313.0
	3	1'48.241	28.621	20.891	29.642	29.087	6	1'49.763	27.322	22.960	29.765	29.716	312.1
	4	1'47.036	27.703	20.813	29.590	28.930	7	1'43.183 P	27.407	21.743	30.687	23.346	308.5
	5	1'46.586	27.577	20.739	29.466	28.804	Run #	2	Front Tyre	Slick-Medium	Rear Tyre	Slick-Medium	
	6	1'43.523 P	28.507	20.764	29.613	24.639			7 Laps at start		7 Laps at start		
	Run #	2	Front Tyre	Slick-Medium	Rear Tyre	Slick-Medium	8	1'51.613	31.770	21.100	29.793	28.950	307.6
			6 Laps at start		6 Laps at start		9	1'47.042	27.566	20.664	29.467	29.345	310.3
	7	1'53.457	32.704	21.599	30.004	29.150	10	1'47.302 *	27.467	20.906*	30.019	28.910	310.3
	8	1'46.850	27.628	20.722	29.578	28.922	11	1'46.021	27.390	20.523	29.499	28.609	312.1
	9	11'05.452 P	27.437				12	1'46.022 *	27.452*	20.482	29.421	28.667	309.4
	Run #	3	Front Tyre	Slick-Medium	Rear Tyre	Slick-Medium	13	1'41.812 P	28.338	21.078	29.824	22.572	308.5
			New Tyre		New Tyre		Run #	3	Front Tyre	Slick-Medium	Rear Tyre	Slick-Medium	
	10	1'53.730	33.031	21.489	30.116	29.094			13 Laps at start		13 Laps at start		
	11	1'47.163	27.689	20.936	29.659	28.879	14	1'52.421	32.390	21.016	29.932	29.083	308.5
	12	1'46.403	27.346	20.639	29.621	28.797	15	1'49.524	27.514	20.660	29.581	31.769	312.1
	13	2'00.995	27.490	20.690	33.283	39.532	16	1'47.894	28.926	20.602	29.668	28.698	311.2
	14	1'46.213	27.429	20.687	29.336	28.761	17	1'46.219 *	27.497*	20.491	29.540	28.691	312.1
	15	1'45.685	27.234	20.535	29.314	28.602	18	1'46.188	27.390	20.478	29.677	28.643	311.2
6th	33	Brad BINDER		KTM		RSA	Run #	1	Front Tyre	Slick-Medium	Rear Tyre	Slick-Medium	
		Red Bull KTM Factory Racing							New Tyre		New Tyre		
		Runs=2	Total laps=17	Full laps=14	Valid laps=13		1	2'07.203	32.445	22.221	30.969	30.403	305.9
8th	43	Jack MILLER		KTM		AUS	Run #	1	Front Tyre	Slick-Medium	Rear Tyre	Slick-Medium	
		Red Bull KTM Factory Racing							New Tyre		New Tyre		
		Runs=3	Total laps=18	Full laps=13	Valid laps=13		1	2'07.203	32.445	22.221	30.969	30.403	305.9

Fastest Lap: Jorge MARTIN Prima Pramac Racing SPA **1'45.192** 27.052 20.501 29.137 28.502

These data/results cannot be reproduced, stored and/or transmitted in whole or in part by any manner of electronic, mechanical, photocopying, recording, broadcasting or otherwise now known or herein after developed without the previous express consent by the copyright owner, except for reproduction in daily press and regular printed publications on sale to the public within 60 days of the event related to those data/results and always provided that copyright symbol appears together as follows below.
© DORNA, 2023

Official MotoGP Timing by TISSOT
www.motogp.com

Motegi, Friday, September 29, 2023

Page 2 of 6



Free Practice Nr. 1

MotoGP

Lap	Lap Time	T1	T2	T3	T4	Speed
2	1'48.359	28.223	21.243	29.848	29.045	308.5
3	1'47.200	27.815	20.857	29.549	28.979	307.6
4	1'46.574	27.640	20.673	29.535	28.726	309.4
5	1'46.445	27.480	20.713	29.384	28.868	308.5
6	1'46.596	27.642	20.677	29.403	28.874	308.5
7	1'48.027 P	28.562	22.648	33.273	23.544	308.5
Run #	2	Front Tyre	Slick-Medium	Rear Tyre	Slick-Medium	
		7 Laps at start		7 Laps at start		
8	1'53.660	33.034	21.447	30.104	29.075	306.8
9	1'46.396	27.444	20.615	29.553	28.784	308.5
10	1'46.400	27.447	20.656	29.499	28.798	308.5
11	1'46.208	27.448	20.636	29.333	28.791	309.4
12	1'45.854 P	27.468	20.671	31.286	26.429	227.8
Run #	3	Front Tyre	Slick-Medium	Rear Tyre	Slick-Medium	
		12 Laps at start		12 Laps at start		
13	1'53.971	31.921	22.000	31.087	28.963	307.6
14	1'46.514	27.427	20.735	29.533	28.819	307.6
15	1'54.431	29.237	23.835	32.312	29.047	310.3
16	1'46.498	27.396	20.684	29.771	28.647	310.3
17	1'45.902	27.337	20.591	29.313	28.661	311.2
18	2'01.121	27.389	20.680	30.600	42.452	201.8

9th 20 Fabio QUARTARARO YAMAHA FRA
 Monster Energy Yamaha MotoGP
 Runs=3 Total laps=20 Full laps=15 Valid laps=10

Run #	1	Front Tyre	Slick-Medium	Rear Tyre	Slick-Medium	Speed
		New Tyre		New Tyre		
1	2'01.783	32.400	22.052	30.854	29.685	307.6
2	1'49.066	29.010	21.009	30.001	29.046	305.9
3	1'46.533	27.740	20.612	29.437	28.744	308.5
4	1'48.865 *	27.507	20.633	29.389	31.336*	252.3
5	1'45.952	27.411	20.522	29.358	28.661	307.6
6	1'55.358	31.240	22.738	30.928	30.452	281.2
7	1'46.357	27.669	20.630	29.270	28.788	306.8
8	1'41.602 P	27.369	20.607	29.484	24.142	308.5
Run #	2	Front Tyre	Slick-Medium	Rear Tyre	Slick-Medium	
		8 Laps at start		8 Laps at start		
9	1'53.729	32.278	21.339	30.343	29.769	305.9
10	1'48.263 *	28.718*	20.773	29.854	28.918	305.9
11	1'46.293 *	27.459	20.630*	29.392	28.812	306.8
12	1'46.426	27.508	20.625	29.399	28.894	307.6
13	1'51.211 *	27.453	20.620	31.435	31.703*	241.6
14	1'46.571	27.533	20.725	29.529	28.784	309.4
15	1'55.203	30.092	25.885	30.354	28.872	306.8
16	1'43.738 P	27.541	20.560	29.637	26.000	309.4
Run #	3	Front Tyre	Slick-Medium	Rear Tyre	Slick-Medium	
		16 Laps at start		16 Laps at start		
17	1'52.713	32.737	21.082	29.810	29.084	304.2
18	1'47.005	27.831	20.715	29.564	28.895	305.9
19	1'46.588 *	27.569	20.702	29.513*	28.804	307.6
20	1'46.444	27.458	20.566	29.597	28.823	307.6

10th 25 Raul FERNANDEZ APRILIA SPA
 CryptoDATA RNF MotoGP Team
 Runs=3 Total laps=19 Full laps=14 Valid laps=14

Lap	Lap Time	T1	T2	T3	T4	Speed
Run #	1	Front Tyre	Slick-Medium	Rear Tyre	Slick-Medium	
		New Tyre		New Tyre		
1	2'46.220	35.252	22.381	30.941	30.345	304.2
2	1'48.822	28.840	21.076	30.015	28.891	309.4
3	1'47.032	27.868	20.783	29.440	28.941	307.6
4	1'46.217	27.442	20.627	29.322	28.826	310.3
5	1'46.162	27.312	20.550	29.325	28.975	310.3
6	1'48.657	27.450	21.661	30.294	29.252	308.5
7	1'41.221 P	28.585	21.122	29.639	21.875	310.3
Run #	2	Front Tyre	Slick-Medium	Rear Tyre	Slick-Medium	
		New Tyre		7 Laps at start		
8	1'52.227	32.167	21.208	29.800	29.052	306.8
9	1'46.858	27.604	20.918	29.363	28.973	306.8
10	1'46.198	27.363	20.567	29.432	28.836	307.6
11	1'45.966	27.281	20.551	29.342	28.792	305.0
12	1'46.069	27.374	20.601	29.272	28.822	305.9
13	1'46.219	27.435	20.654	29.375	28.755	306.8
14	1'42.537 P	28.319	21.080	29.981	23.157	305.9
Run #	3	Front Tyre	Slick-Medium	Rear Tyre	Slick-Medium	
		7 Laps at start		14 Laps at start		
15	1'51.915	31.923	21.110	29.789	29.093	306.8
16	1'46.474	27.461	20.591	29.602	28.820	306.8
17	1'46.086	27.365	20.607	29.461	28.653	307.6
18	1'46.422	27.246	20.586	29.591	28.999	309.4
19	1'46.066	27.331	20.558	29.448	28.729	309.4

11th 5 Johann ZARCO DUCATI FRA
 Prima Pramac Racing
 Runs=3 Total laps=15 Full laps=10 Valid laps=7

Run #	1	Front Tyre	Slick-Soft	Rear Tyre	Slick-Medium	Speed
		New Tyre		New Tyre		
1	2'15.653	33.933	21.979	30.809	29.737	311.2
2	2'06.982	28.200	20.917	43.678	34.187	192.8
3	1'50.731	30.113	21.125	29.888	29.605	312.1
4	1'48.796	28.956	20.752	29.785	29.303	295.8
5	1'42.136 P	27.591	20.707	29.990	23.848	295.8
Run #	2	Front Tyre	Slick-Medium	Rear Tyre	Slick-Medium	
		New Tyre		5 Laps at start		
6	1'55.039	33.484	21.631	30.217	29.707	303.3
7	1'47.006	27.610	20.946	29.565	28.885	309.4
8	1'51.211 *	27.570	20.711	29.365*	33.565	310.3
9	1'46.018	27.402	20.560	29.324	28.732	309.4
10	1'48.767 *	27.516	22.037*	30.323	28.891	308.5
11	1'48.085 P	27.346	24.804	32.193	23.742	300.8
Run #	3	Front Tyre	Slick-Medium	Rear Tyre	Slick-Medium	
		6 Laps at start		11 Laps at start		
12	1'52.640	32.423	21.206	29.949	29.062	307.6
13	1'46.827 *	27.659*	20.792	29.525	28.851	307.6
14	1'48.650	27.700	21.012	29.755	30.183	311.2
15	2'16.894	34.135	21.386	30.319	51.054	
	PIT	27.490	20.951	33.738	42.970	306.8

Fastest Lap: Jorge MARTIN Prima Pramac Racing SPA **1'45.192** 27.052 20.501 29.137 28.502

These data/results cannot be reproduced, stored and/or transmitted in whole or in part by any manner of electronic, mechanical, photocopying, recording, broadcasting or otherwise now known or herein after developed without the previous express consent by the copyright owner, except for reproduction in daily press and regular printed publications on sale to the public within 60 days of the event related to those data/results and always provided that copyright symbol appears together as follows below.
 © DORNA, 2023

Official MotoGP Timing by TISSOT
 www.motogp.com



Free Practice Nr. 1

MotoGP

Lap	Lap Time	T1	T2	T3	T4	Speed	Lap	Lap Time	T1	T2	T3	T4	Speed	
12th	21	Franco MORBIDELLI YAMAHA ITA												
Monster Energy Yamaha MotoGP							Runs=2 Total laps=20 Full laps=17 Valid laps=16							
Run #	1	Front Tyre	Slick-Medium	Rear Tyre	Slick-Medium		Run #	1	Front Tyre	Slick-Medium	Rear Tyre	Slick-Medium		
		New Tyre		New Tyre					New Tyre		New Tyre			
1	2'25.448	34.793	22.346	31.827	30.188	301.6	1	2'01.227	34.799	22.205	31.098	29.851	303.3	
2	1'49.228	28.671	20.873	30.236	29.448	300.8	2	1'48.514	28.295	21.075	29.918	29.226	304.2	
3	1'47.764	27.907	20.849	29.683	29.325	310.3	3	1'47.092	27.706	20.865	29.605	28.916	304.2	
4	1'47.138	27.795	20.704	29.594	29.045	308.5	4	1'46.616	27.450	20.740	29.617	28.809	305.9	
5	1'47.205	27.486	20.875	29.736	29.108	306.8	5	1'46.360	27.480	20.576	29.635	28.669	306.8	
6	1'47.012	27.537	20.702	29.885	28.888	308.5	6	1'40.722 P	27.373	20.615	29.334	23.400	305.0	
7	1'46.375	27.344	20.629	29.635	28.767	308.5								
8	1'46.176	27.331	20.639	29.393	28.813	308.5	Run #	2	Front Tyre	Slick-Medium	Rear Tyre	Slick-Medium		
9	1'56.258	32.080	24.246	30.672	29.260	305.9			6 Laps at start		6 Laps at start			
10	2'08.404	27.458	20.693	45.998	34.255	212.1	7	1'53.681	33.077	21.448	30.068	29.088	303.3	
11	1'46.101	27.306	20.596	29.416	28.783	307.6	8	1'46.688	27.629	20.702	29.541	28.816	304.2	
12	1'50.716 P	30.956	23.280	32.332	24.148	277.6	9	1'46.404	27.473	20.657	29.503	28.771	303.3	
							10	1'46.345	27.465	20.638	29.438	28.804	305.0	
Run #	2	Front Tyre	Slick-Medium	Rear Tyre	Slick-Medium		11	1'46.877 P	27.402	23.360	32.483	23.632	298.3	
		12 Laps at start		12 Laps at start										
13	1'57.280	33.472	24.135	30.433	29.240	307.6	Run #	3	Front Tyre	Slick-Medium	Rear Tyre	Slick-Medium		
14	1'47.057	27.566	20.639	29.852	29.000	307.6			11 Laps at start		11 Laps at start			
15	1'49.929	27.297	20.501	29.627	32.504	307.6	12	1'54.544	33.406	21.951	30.143	29.044	304.2	
16	1'46.027	27.389	20.612	29.291	28.735	308.5	13	1'47.443	27.917	20.901	29.718	28.907	302.5	
17	1'59.723	27.383	25.886	35.490	30.964	249.4	14	1'46.474	27.448	20.727	29.499	28.800	305.0	
18	1'47.478	27.417	20.495	29.261	30.305	309.4	15	1'46.507	27.415	20.771	29.554	28.767	305.9	
19	1'46.053	27.209	20.634	29.443	28.767	309.4	16	1'53.070	27.459	25.028	31.326	29.257	306.8	
20	2'06.163 *	35.136	23.982	33.896*	33.149	258.9	17	1'49.183	27.528	20.755	29.498	31.402	308.5	
							18	1'47.545 *	27.390	20.732	29.476*	29.947	306.8	
							19	1'46.160	27.397	20.551	29.488	28.724	306.8	
13th	93	Marc MARQUEZ HONDA SPA												
Repsol Honda Team							Runs=3 Total laps=19 Full laps=14 Valid laps=13							
Run #	1	Front Tyre	Slick-Medium	Rear Tyre	Slick-Medium		Run #	1	Front Tyre	Slick-Medium	Rear Tyre	Slick-Medium		
		New Tyre		New Tyre					New Tyre		New Tyre			
1	2'27.084	37.206	22.342	30.648	29.668	308.5	Run #	1	Front Tyre	Slick-Medium	Rear Tyre	Slick-Medium		
2	1'50.255	28.107	20.885	29.755	31.508	312.1			New Tyre		New Tyre			
3	1'46.541	27.685	20.749	29.434	28.673	310.3	1	2'14.439	33.744	22.480	31.045	29.932	305.9	
4	1'46.046	27.437	20.666	29.236	28.707	313.0	2	1'48.710	28.497	20.993	29.916	29.304	308.5	
5	1'47.261	27.551	20.671	29.740	29.299	313.0	3	1'48.415	27.948	21.955	29.638	28.874	309.4	
6	1'48.195	27.470	20.819	29.661	30.245	306.8	4	1'46.321	27.502	20.597	29.476	28.746	313.9	
7	1'46.039	27.430	20.654	29.453	28.502	311.2	5	1'46.328	27.467	20.593	29.567	28.701	310.3	
8	1'44.572 P	29.622	21.531	30.172	23.247	305.9	6	1'46.359	27.375	20.671	29.460	28.853	309.4	
							7	1'47.514 P	30.694	23.532	30.330	22.958	298.3	
Run #	2	Front Tyre	Slick-Medium	Rear Tyre	Slick-Medium		Run #	2	Front Tyre	Slick-Medium	Rear Tyre	Slick-Medium		
		8 Laps at start		8 Laps at start					7 Laps at start		7 Laps at start			
9	1'56.252	34.591	21.914	30.410	29.337	305.9	8	1'55.443	32.846	22.018	30.854	29.725	305.0	
10	1'47.697	27.636	21.094	29.953	29.014	305.0	9	1'46.126 P	30.299	23.312	29.838	22.677	308.5	
11	1'48.986	27.581	21.263	29.948	30.194	307.6								
12	1'46.601 *	27.565*	20.727	29.571	28.738	307.6	Run #	3	Front Tyre	Slick-Medium	Rear Tyre	Slick-Medium		
13	1'47.226	27.426	20.728	29.772	29.300	307.6			9 Laps at start		9 Laps at start			
14	1'46.033	27.330	20.633	29.445	28.625	306.8	10	1'55.302	32.879	23.052	30.186	29.185	307.6	
15	1'45.026 P	29.156	21.995	30.609	23.266	305.0	11	1'47.299	27.747	20.923	29.721	28.908	308.5	
							12	1'46.898	27.509	20.769	29.661	28.959	307.6	
Run #	3	Front Tyre	Slick-Medium	Rear Tyre	Slick-Medium		13	1'46.181	27.378	20.653	29.427	28.723	310.3	
		15 Laps at start		15 Laps at start			14	1'49.299	27.519	20.632	32.030	29.118	306.8	
16	1'58.421	35.800	21.868	31.436	29.317	309.4	15	1'46.514	27.477	20.567	29.679	28.791	309.4	
17	1'57.359	27.739	21.005	30.824	37.791	159.0								
18	1'51.621	29.794	23.392	29.659	28.776	308.5								
19	1'46.410	27.447	20.745	29.552	28.666	308.5								

Fastest Lap: Jorge MARTIN Prima Pramac Racing SPA **1'45.192** 27.052 20.501 29.137 28.502

These data/results cannot be reproduced, stored and/or transmitted in whole or in part by any manner of electronic, mechanical, photocopying, recording, broadcasting or otherwise now known or herein after developed without the previous express consent by the copyright owner, except for reproduction in daily press and regular printed publications on sale to the public within 60 days of the event related to those data/results and always provided that copyright symbol appears together as follows below.
© DORNA, 2023

Official MotoGP Timing by TISSOT
www.motogp.com

Motegi, Friday, September 29, 2023

Page 4 of 6



Free Practice Nr. 1

MotoGP

Lap	Lap Time	T1	T2	T3	T4	Speed	Lap	Lap Time	T1	T2	T3	T4	Speed	
16th	88	Miguel OLIVEIRA					APRILIA	POR						
CryptoDATA RNF MotoGP Team														
Runs=3 Total laps=18 Full laps=13 Valid laps=12														
Run #	1	Front Tyre	Slick-Medium	Rear Tyre	Slick-Medium		Run #	1	Front Tyre	Slick-Medium	Rear Tyre	Slick-Medium		
		New Tyre		New Tyre					New Tyre		New Tyre			
1	2'30.639	34.876	22.544	31.340	30.088	305.0	1	2'33.436	39.053	24.840	31.509	30.430	307.6	
2	1'48.745	28.354	21.137	30.041	29.213	303.3	2	1'50.299	28.700	21.590	30.514	29.495	309.4	
3	1'47.343	27.850	20.720	29.607	29.166	306.8	3	1'50.026	28.565	22.077	29.960	29.424	308.5	
4	1'48.347	27.860	20.773	29.463	30.251	307.6	4	1'48.008	28.065	20.947	29.817	29.179	310.3	
5	1'46.242	27.466	20.545	29.282	28.949	312.1	5	1'47.550	27.788	20.774	29.937	29.051	309.4	
6	1'57.792	27.489	20.678	37.615	32.010	254.7	6	1'54.206	33.274	21.352	30.455	29.125	311.2	
7	1'40.228 P	27.576	20.767	29.539	22.346	310.3	7	1'41.929 P	27.843	21.891	30.054	22.141	311.2	
Run #	2	Front Tyre	Slick-Medium	Rear Tyre	Slick-Medium		Run #	2	Front Tyre	Slick-Medium	Rear Tyre	Slick-Medium		
		7 Laps at start		7 Laps at start					7 Laps at start		7 Laps at start			
8	1'53.992	32.987	21.164	30.369	29.472	307.6	8	2'00.079	33.110	23.749	31.789	31.431	258.3	
9	1'47.485	27.940	20.776	29.674	29.095	307.6	9	1'50.447	27.855	20.810	30.507	31.275	273.4	
10	1'49.807	29.972	20.987	29.808	29.040	308.5	10	1'46.699	27.686	20.690	29.544	28.779	312.1	
11	1'46.488 *	27.518	20.667*	29.488	28.815	309.4	11	1'46.826	27.600	20.738	29.538	28.950	311.2	
12	1'46.383	27.491	20.710	29.467	28.715	310.3	12	1'47.235	27.736	20.752	29.728	29.019	311.2	
13	2'03.298 P	27.526	20.555	46.841	28.376	239.4	13	1'42.753 P	27.538	20.569	29.492	25.154	311.2	
Run #	3	Front Tyre	Slick-Medium	Rear Tyre	Slick-Medium		Run #	3	Front Tyre	Slick-Medium	Rear Tyre	Slick-Medium		
		13 Laps at start		13 Laps at start					13 Laps at start		13 Laps at start			
14	1'53.331	32.793	21.330	29.952	29.256	309.4	14	2'07.613	33.478	28.797	33.128	32.210	291.8	
15	1'46.344	27.600	20.594	29.416	28.734	310.3	15	1'54.801	30.843	22.148	31.654	30.156	310.3	
16	1'46.198	27.378	20.525	29.641	28.654	309.4	16	1'46.302	27.483	20.589	29.504	28.726	311.2	
17	1'46.240	27.411	20.687	29.371	28.771	310.3								
18	1'51.551	29.323	22.019	30.619	29.590	307.6								
17th	41	Aleix ESPARGARO					APRILIA	SPA						
Aprilia Racing														
Runs=3 Total laps=16 Full laps=11 Valid laps=11														
Run #	1	Front Tyre	Slick-Medium	Rear Tyre	Slick-Medium		Run #	1	Front Tyre	Slick-Medium	Rear Tyre	Slick-Medium		
		New Tyre		New Tyre					New Tyre		New Tyre			
1	2'30.091	36.424	22.555	30.638	29.785	306.8	1	2'17.934	36.816	23.118	31.198	29.654	305.0	
2	1'48.567	28.292	20.937	30.045	29.293	306.8	2	1'48.368	28.145	21.273	29.991	28.959	308.5	
3	1'47.978	27.712	20.843	30.049	29.374	310.3	3	1'41.805 P	28.438	21.377	29.837	22.153	308.5	
4	1'47.189	27.670	20.653	29.812	29.054	309.4								
5	1'46.685	27.532	20.563	29.583	29.007	309.4								
6	1'46.229	27.441	20.534	29.402	28.852	312.1								
7	1'47.172 P	29.497	23.204	31.082	23.389	294.2								
Run #	2	Front Tyre	Slick-Medium	Rear Tyre	Slick-Medium		Run #	2	Front Tyre	Slick-Medium	Rear Tyre	Slick-Medium		
		7 Laps at start		7 Laps at start					3 Laps at start		3 Laps at start			
8	1'52.123	31.893	21.058	29.709	29.463	309.4	4	1'51.585	31.253	21.391	29.853	29.088	303.3	
9	1'47.367	27.648	20.856	29.909	28.954	308.5	5	1'46.788	27.539	20.859	29.573	28.817	305.0	
10	1'46.484	27.526	20.644	29.486	28.828	309.4	6	1'46.562	27.541	20.738	29.453	28.830	306.8	
11	1'46.308	27.389	20.466	29.535	28.918	307.6	7	1'46.334	27.545	20.653	29.333	28.803	306.8	
12	1'44.723 P	27.380	21.404	31.616	24.323	287.2	8	1'44.912 P	29.319	21.696	31.097	22.800	300.8	
Run #	3	Front Tyre	Slick-Medium	Rear Tyre	Slick-Medium		Run #	3	Front Tyre	Slick-Medium	Rear Tyre	Slick-Medium		
		12 Laps at start		12 Laps at start					8 Laps at start		8 Laps at start			
13	1'52.451	32.511	20.848	29.841	29.251	306.8	9	2'02.881 *	36.373	25.569*	31.321	29.618	302.5	
14	1'48.158	27.531	20.620	29.768	30.239	309.4	10	1'47.774	28.061	21.101	29.719	28.893	305.9	
15	2'04.677	42.036	23.037	30.495	29.109	308.5	11	1'52.476 *	27.413*	20.690	29.400	34.973	305.0	
16	1'46.696	27.427	20.687	29.582	29.000	308.5	12	1'47.547	28.112	20.781	29.753	28.901	304.2	
							13	1'46.369	27.424	20.588	29.450	28.907	305.0	
							14	1'46.080 P	28.738	24.105	30.443	22.794	295.8	
Run #	4	Front Tyre	Slick-Medium	Rear Tyre	Slick-Medium		Run #	4	Front Tyre	Slick-Medium	Rear Tyre	Slick-Medium		
		14 Laps at start		14 Laps at start					14 Laps at start		14 Laps at start			
15	2'00.926	35.380	24.459	31.060	30.027	288.7	15	2'00.926	35.380	24.459	31.060	30.027	288.7	
16	1'47.141	27.823	20.749	29.618	28.951	306.8	16	1'47.141	27.823	20.749	29.618	28.951	306.8	

Fastest Lap: Jorge MARTIN Prima Pramac Racing SPA **1'45.192** 27.052 20.501 29.137 28.502

These data/results cannot be reproduced, stored and/or transmitted in whole or in part by any manner of electronic, mechanical, photocopying, recording, broadcasting or otherwise now known or herein after developed without the previous express consent by the copyright owner, except for reproduction in daily press and regular printed publications on sale to the public within 60 days of the event related to those data/results and always provided that copyright symbol appears together as follows below.
© DORNA, 2023

Official MotoGP Timing by TISSOT
www.motogp.com

Motegi, Friday, September 29, 2023

Page 5 of 6



Free Practice Nr. 1

MotoGP

Lap	Lap Time	T1	T2	T3	T4	Speed	Lap	Lap Time	T1	T2	T3	T4	Speed
-----	----------	----	----	----	----	-------	-----	----------	----	----	----	----	-------

20th 51 **Michele PIRRO** DUCATI ITA
Ducati Lenovo Team

Runs=3 Total laps=16 Full laps=11 Valid laps=10

Run #	1	Front Tyre	Slick-Medium	Rear Tyre	Slick-Medium	
		New Tyre		New Tyre		
1	2'46.517	36.029	23.235	31.458	30.761	303.3
2	1'50.628	29.022	21.570	30.405	29.631	306.8
3	1'49.034	28.415	21.242	30.079	29.298	306.8
4	2'05.926	43.498	22.276	30.763	29.389	305.9
5	1'48.058	27.977	21.043	29.915	29.123	305.9
6	1'47.653	27.802	20.891	29.981	28.979	306.8
7	1'53.000 P	27.696	20.820	29.834	34.650	305.0
Run #	2	Front Tyre	Slick-Medium	Rear Tyre	Slick-Medium	
		7 Laps at start		7 Laps at start		
8	1'58.412	36.308	21.820	30.794	29.490	305.0
9	1'48.638 *	28.052	21.345*	30.090	29.151	305.0
10	1'47.640	27.872	20.807	29.901	29.060	306.8
11	1'47.444	27.767	20.962	29.699	29.016	305.9
12	1'46.541 P	27.831	21.448	31.927	25.335	272.7
Run #	3	Front Tyre	Slick-Medium	Rear Tyre	Slick-Medium	
		12 Laps at start		12 Laps at start		
13	1'57.994	32.808	21.058	31.199	32.929	289.5
14	1'47.489	27.835	20.924	29.728	29.002	307.6
15	1'47.132	27.656	20.630	29.746	29.100	306.8
16	1'47.148	27.686	20.789	29.688	28.985	307.6

21st 42 **Alex RINS** HONDA SPA
LCR Honda CASTROL

Runs=3 Total laps=16 Full laps=11 Valid laps=11

Run #	1	Front Tyre	Slick-Soft	Rear Tyre	Slick-Medium	
		New Tyre		New Tyre		
1	2'21.941	33.813	22.688	31.134	30.066	300.0
2	1'49.811	28.509	21.237	30.470	29.595	305.0
3	1'48.633	28.094	21.132	30.029	29.378	309.4
4	1'48.435	28.120	21.108	30.047	29.160	310.3
5	1'48.929	27.847	21.101	30.423	29.558	302.5
6	1'48.010	27.911	21.036	29.804	29.259	311.2
7	1'47.587	27.748	20.909	29.838	29.092	310.3
8	1'48.566 P	28.974	22.241	32.277	25.074	300.8
Run #	2	Front Tyre	Slick-Soft	Rear Tyre	Slick-Medium	
		8 Laps at start		8 Laps at start		
9	1'58.707	35.316	22.313	31.031	30.047	305.0
10	1'54.701	28.199	21.233	30.823	34.446	300.0
11	1'48.981	28.379	21.223	30.187	29.192	308.5
12	1'42.200 P	27.913	21.042	29.932	23.313	307.6
Run #	3	Front Tyre	Slick-Medium	Rear Tyre	Slick-Medium	
		New Tyre		12 Laps at start		
13	1'58.886	34.839	22.634	31.503	29.910	302.5
14	1'51.535	28.151	21.150	31.082	31.152	267.9
15	2'03.488	28.064	21.094	31.939	42.391	153.4
16	1'48.326	27.996	20.973	29.970	29.387	308.5

Fastest Lap: Jorge MARTIN Prima Pramac Racing SPA **1'45.192** 27.052 20.501 29.137 28.502

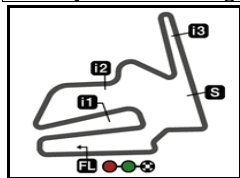
These data/results cannot be reproduced, stored and/or transmitted in whole or in part by any manner of electronic, mechanical, photocopying, recording, broadcasting or otherwise now known or herein after developed without the previous express consent by the copyright owner, except for reproduction in daily press and regular printed publications on sale to the public within 60 days of the event related to those data/results and always provided that copyright symbol appears together as follows below.
© DORNA, 2023

Official MotoGP Timing by TISSOT
www.motogp.com

Motegi, Friday, September 29, 2023

Page 6 of 6





MOTUL GRAND PRIX OF JAPAN

Free Practice Nr. 1

Best Partial Times

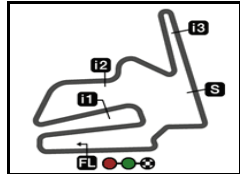
IT Ideal Lap Time, sum of the best partial times

BT Best Lap Time

T1		T2		T3		T4				<i>IT</i>	<i>BT</i>	
<i>Pos</i>	<i>Rider</i>	<i>Time</i>	<i>Rider</i>	<i>Time</i>	<i>Rider</i>	<i>Time</i>	<i>Rider</i>	<i>Time</i>	<i>Pos</i>	<i>Rider</i>		
1	J.MARTIN	27.052	B.BINDER	20.360	M.BEZZECCHI	29.096	J.MARTIN	28.502	1	J.MARTIN	1'45.080	1'45.192 (1)
2	A.FERNANDEZ	27.092	M.BEZZECCHI	20.362	J.MARTIN	29.137	M.MARQUEZ	28.502	2	A.FERNANDEZ	1'45.298	1'45.330 (2)
3	F.MORBIDELLI	27.209	J.MARTIN	20.389	A.FERNANDEZ	29.197	A.FERNANDEZ	28.538	3	M.BEZZECCHI	1'45.306	1'45.510 (3)
4	M.BEZZECCHI	27.222	M.VIÑALES	20.446	F.BAGNAIA	29.233	B.BINDER	28.541	4	F.BAGNAIA	1'45.535	1'45.631 (4)
5	J.MIR	27.234	F.BAGNAIA	20.462	M.MARQUEZ	29.236	M.VIÑALES	28.562	5	B.BINDER	1'45.585	1'45.747 (6)
6	R.FERNANDEZ	27.246	A.ESPARGARO	20.466	F.MORBIDELLI	29.261	F.BAGNAIA	28.583	6	J.MIR	1'45.685	1'45.685 (5)
7	F.BAGNAIA	27.257	A.FERNANDEZ	20.471	F.QUARTARARO	29.270	J.MIR	28.602	7	F.MORBIDELLI	1'45.700	1'46.027 (12)
8	M.VIÑALES	27.322	F.MORBIDELLI	20.495	R.FERNANDEZ	29.272	M.BEZZECCHI	28.626	8	M.MARQUEZ	1'45.701	1'46.033 (13)
9	M.MARQUEZ	27.330	F.QUARTARARO	20.522	M.OLIVEIRA	29.282	J.MILLER	28.647	9	R.FERNANDEZ	1'45.721	1'45.966 (10)
10	J.MILLER	27.337	M.OLIVEIRA	20.525	J.MILLER	29.313	R.FERNANDEZ	28.653	10	M.VIÑALES	1'45.728	1'45.819 (7)
11	J.ZARCO	27.346	J.MIR	20.535	J.MIR	29.314	M.OLIVEIRA	28.654	11	F.QUARTARAR	1'45.822	1'45.952 (9)
12	B.BINDER	27.361	R.FERNANDEZ	20.550	B.BINDER	29.323	F.QUARTARARO	28.661	12	M.OLIVEIRA	1'45.839	1'46.198 (16)
13	F.QUARTARARO	27.369	F.DI GIANNANTO	20.551	J.ZARCO	29.324	F.DI GIANNANTO	28.669	13	J.MILLER	1'45.888	1'45.902 (8)
14	F.DI GIANNANTO	27.373	J.ZARCO	20.560	T.NAKAGAMI	29.333	P.ESPARGARO	28.701	14	F.DI GIANNAN	1'45.927	1'46.160 (14)
15	P.ESPARGARO	27.375	P.ESPARGARO	20.567	F.DI GIANNANTO	29.334	C.CRUTCHLOW	28.726	15	J.ZARCO	1'45.962	1'46.018 (11)
16	M.OLIVEIRA	27.378	C.CRUTCHLOW	20.569	M.VIÑALES	29.398	J.ZARCO	28.732	16	P.ESPARGAR	1'46.070	1'46.181 (15)
17	A.ESPARGARO	27.380	T.NAKAGAMI	20.588	A.ESPARGARO	29.402	F.MORBIDELLI	28.735	17	A.ESPARGAR	1'46.076	1'46.229 (17)
18	T.NAKAGAMI	27.424	J.MILLER	20.591	P.ESPARGARO	29.427	T.NAKAGAMI	28.803	18	T.NAKAGAMI	1'46.148	1'46.334 (19)
19	C.CRUTCHLOW	27.483	M.PIRRO	20.630	C.CRUTCHLOW	29.492	A.ESPARGARO	28.828	19	C.CRUTCHLO	1'46.270	1'46.302 (18)
20	M.PIRRO	27.656	M.MARQUEZ	20.633	M.PIRRO	29.688	M.PIRRO	28.979	20	M.PIRRO	1'46.953	1'47.132 (20)
21	A.RINS	27.748	A.RINS	20.909	A.RINS	29.804	A.RINS	29.092	21	A.RINS	1'47.553	1'47.587 (21)

These data/results cannot be reproduced, stored and/or transmitted in whole or in part by any manner of electronic, mechanical, photocopying, recording, broadcasting or otherwise now known or herein after developed without the previous express consent by the copyright owner, except for reproduction in daily press and regular printed publications on sale to the public within 60 days of the event related to those data/results and always provided that copyright symbol appears together as follows below.
© DORNA, 2023






4801 m.

MOTUL GRAND PRIX OF JAPAN

Free Practice Nr. 1

Fastest Laps Sequence

<i>Practice Time</i>	 <i>Rider</i>	<i>Nation</i>	<i>Motorcycle</i>	<i>Time</i>	<i>Km/h</i>	<i>Rider's Lap</i>
3'49.741	49 Fabio DI GIANNANTONI	ITA	DUCATI	1'48.514	159.2	2
3'55.562	43 Jack MILLER	AUS	KTM	1'48.359	159.5	2
4'10.464	89 Jorge MARTIN	SPA	DUCATI	1'47.527	160.7	2
5'36.833	49 Fabio DI GIANNANTONI	ITA	DUCATI	1'47.092	161.3	3
5'37.382	20 Fabio QUARTARARO	FRA	YAMAHA	1'46.533	162.2	3
5'50.684	12 Maverick VIÑALES	SPA	APRILIA	1'46.449	162.3	3
7'34.313	72 Marco BEZZECCHI	ITA	DUCATI	1'46.392	162.4	4
7'36.718	12 Maverick VIÑALES	SPA	APRILIA	1'46.034	163.0	4
9'12.199	20 Fabio QUARTARARO	FRA	YAMAHA	1'45.952	163.1	5
9'22.537	12 Maverick VIÑALES	SPA	APRILIA	1'45.819	163.3	5
9'52.574	1 Francesco BAGNAIA	ITA	DUCATI	1'45.631	163.6	5
31'59.692	89 Jorge MARTIN	SPA	DUCATI	1'45.509	163.8	11
33'45.058	89 Jorge MARTIN	SPA	DUCATI	1'45.366	164.0	12
35'30.250	89 Jorge MARTIN	SPA	DUCATI	1'45.192	164.3	13

These data/results cannot be reproduced, stored and/or transmitted in whole or in part by any manner of electronic, mechanical, photocopying, recording, broadcasting or otherwise now known or herein after developed without the previous express consent by the copyright owner, except for reproduction in daily press and regular printed publications on sale to the public within 60 days of the event related to those data/results and always provided that copyright symbol appears together as follows below.

© DORNA, 2023

Official MotoGP Timing by TISSOT
www.motogp.com

Motegi, Friday, September 29, 2023

