

4801 m.

# MOTUL GRAND PRIX OF JAPAN

## Warm Up

## Classification

**25**

	Rider	Nation	Team	Motorcycle	Time	Lap	Total	Gap	Top Speed	
1	43 Jack MILLER	AUS	Red Bull KTM Factory Racing	KTM	<b>1'46.047</b>	6	6		<b>309.4</b>	
2	93 Marc MARQUEZ	SPA	Repsol Honda Team	HONDA	<b>1'46.544</b>	5	5	0.497	0.497	<b>305.0</b>
3	20 Fabio QUARTARARO	FRA	Monster Energy Yamaha MotoGP	YAMAHA	<b>1'46.630</b>	6	6	0.583	0.086	<b>305.9</b>
4	37 Augusto FERNANDEZ	SPA	GASGAS Factory Racing Tech3	KTM	<b>1'47.063</b>	5	5	1.016	0.433	<b>304.2</b>
5	25 Raul FERNANDEZ	SPA	CryptoDATA RNF MotoGP Team	APRILIA	<b>1'47.206</b>	5	5	1.159	0.143	<b>306.8</b>
6	89 Jorge MARTIN	SPA	Prima Pramac Racing	DUCATI	<b>1'47.342</b>	4	5	1.295	0.136	<b>311.2</b>
7	1 Francesco BAGNAIA	ITA	Ducati Lenovo Team	DUCATI	<b>1'47.639</b>	5	5	1.592	0.297	<b>313.0</b>
8	35 Cal CRUTCHLOW	GBR	Yamalube RS4GP Racing Team	YAMAHA	<b>1'47.670</b>	5	5	1.623	0.031	<b>307.6</b>
9	36 Joan MIR	SPA	Repsol Honda Team	HONDA	<b>1'47.870</b>	5	5	1.823	0.200	<b>305.9</b>
10	44 Pol ESPARGARO	SPA	GASGAS Factory Racing Tech3	KTM	<b>1'48.122</b>	5	5	2.075	0.252	<b>310.3</b>
11	72 Marco BEZZECCHI	ITA	Mooney VR46 Racing Team	DUCATI	<b>1'48.481</b>	5	5	2.434	0.359	<b>312.1</b>
12	51 Michele PIRRO	ITA	Ducati Lenovo Team	DUCATI	<b>1'48.850</b>	4	5	2.803	0.369	<b>305.9</b>
13	21 Franco MORBIDELLI	ITA	Monster Energy Yamaha MotoGP	YAMAHA	<b>1'49.148</b>	4	5	3.101	0.298	<b>306.8</b>
14	6 Stefan BRADL	GER	LCR Honda CASTROL	HONDA	<b>1'49.447</b>	5	5	3.400	0.299	<b>304.2</b>
15	5 Johann ZARCO	FRA	Prima Pramac Racing	DUCATI	<b>1'52.910</b>	3	5	6.863	3.463	<b>304.2</b>
16	88 Miguel OLIVEIRA	POR	CryptoDATA RNF MotoGP Team	APRILIA	<b>1'53.144</b>	4	4	7.097	0.234	<b>298.3</b>
17	41 Aleix ESPARGARO	SPA	Aprilia Racing	APRILIA	<b>1'54.048</b>	2	5	8.001	0.904	<b>303.3</b>
18	30 Takaaki NAKAGAMI	JPN	LCR Honda IDEMITSU	HONDA	<b>1'54.498</b>	3	5	8.451	0.450	<b>301.6</b>
19	33 Brad BINDER	RSA	Red Bull KTM Factory Racing	KTM	<b>1'55.053</b>	3	5	9.006	0.555	<b>309.4</b>
20	49 Fabio DI GIANNANTONIO	ITA	Gresini Racing MotoGP	DUCATI	<b>1'55.069</b>	3	4	9.022	0.016	<b>300.0</b>
21	12 Maverick VIÑALES	SPA	Aprilia Racing	APRILIA	<b>1'55.681</b>	2	5	9.634	0.612	<b>294.2</b>

Practice condition: **Wet-Dry**

Air: 23°

Humidity: 96%

Ground: 28°

Fastest Lap:

Best Race Lap:

All Time Lap Record:

Lap: 6	<b>Jack MILLER</b>	<b>1'46.047</b>	162.9 Km/h
2022	<b>Jack MILLER</b>	<b>1'45.198</b>	164.2 Km/h
2023	<b>Jorge MARTIN</b>	<b>1'43.198</b>	167.4 Km/h

The results are provisional until the end of the limit for protest and appeals.

Time limit for protest expires 60' after publication of the results - ..... Time: .....

These data/results cannot be reproduced, stored and/or transmitted in whole or in part by any manner of electronic, mechanical, photocopying, recording, broadcasting or otherwise now known or herein after developed without the previous express consent by the copyright owner, except for reproduction in daily press and regular printed publications on sale to the public within 60 days of the event related to those data/results and always provided that copyright symbol appears together as follows below.

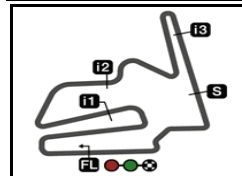
© DORNA, 2023

Official MotoGP Timing by TISSOT

www.motogp.com

**Motegi, Sunday, October 01, 2023**





4801 m.

**MOTUL GRAND PRIX OF JAPAN**

**Warm Up**

**Top Speed & Average**

**26**



Rider	Nation	Motorcycle	Top 5 speeds					Average	Top
1 <b>Francesco BAGNAIA</b>	<b>ITA</b>	DUCATI	313.0	311.2	310.3	300.8	271.3	301.3	<b>313.0</b>
72 <b>Marco BEZZECCHI</b>	<b>ITA</b>	DUCATI	312.1	311.2	310.3	303.3	286.4	304.7	<b>312.1</b>
89 <b>Jorge MARTIN</b>	<b>SPA</b>	DUCATI	311.2	307.6	307.6	306.8	282.7	303.2	<b>311.2</b>
44 <b>Po ESPARGARO</b>	<b>SPA</b>	KTM	310.3	310.3	305.0	281.9	279.7	297.4	<b>310.3</b>
33 <b>Brad BINDER</b>	<b>RSA</b>	KTM	309.4	297.5	292.6	292.6	284.9	295.4	<b>309.4</b>
43 <b>Jack MILLER</b>	<b>AUS</b>	KTM	309.4	309.4	308.5	308.5	308.5	308.9	<b>309.4</b>
35 <b>Cal CRUTCHLOW</b>	<b>GBR</b>	YAMAHA	307.6	306.8	305.0	296.7	279.7	299.2	<b>307.6</b>
21 <b>Franco MORBIDELLI</b>	<b>ITA</b>	YAMAHA	306.8	305.0	305.0	305.0	299.1	304.2	<b>306.8</b>
25 <b>Raul FERNANDEZ</b>	<b>SPA</b>	APRILIA	306.8	305.9	305.0	305.0	295.0	303.5	<b>306.8</b>
20 <b>Fabio QUARTARARO</b>	<b>FRA</b>	YAMAHA	305.9	305.0	304.2	304.2	304.2	304.7	<b>305.9</b>
36 <b>Joan MIR</b>	<b>SPA</b>	HONDA	305.9	305.9	303.3	281.2	262.7	291.8	<b>305.9</b>
51 <b>Michele PIRRO</b>	<b>ITA</b>	DUCATI	305.9	304.2	303.3	300.0	289.5	300.6	<b>305.9</b>
93 <b>Marc MARQUEZ</b>	<b>SPA</b>	HONDA	305.0	305.0	304.2	303.3	236.3	290.8	<b>305.0</b>
5 <b>Johann ZARCO</b>	<b>FRA</b>	DUCATI	304.2	304.2	298.3	289.5	276.2	294.5	<b>304.2</b>
6 <b>Stefan BRADL</b>	<b>GER</b>	HONDA	304.2	291.8	287.2	280.5	271.3	287.0	<b>304.2</b>
37 <b>Augusto FERNANDEZ</b>	<b>SPA</b>	KTM	304.2	303.3	299.1	296.7	279.0	296.5	<b>304.2</b>
41 <b>Aleix ESPARGARO</b>	<b>SPA</b>	APRILIA	303.3	295.8	293.4	288.7	284.2	293.1	<b>303.3</b>
30 <b>Takaaki NAKAGAMI</b>	<b>JPN</b>	HONDA	301.6	299.1	297.5	288.7	278.3	293.0	<b>301.6</b>
49 <b>Fabio DI GIANNANTONIO</b>	<b>ITA</b>	DUCATI	300.0	298.3	292.6	291.1		295.5	<b>300.0</b>
88 <b>Miguel OLIVEIRA</b>	<b>POR</b>	APRILIA	298.3	298.3	294.2	289.5	288.0	293.7	<b>298.3</b>
12 <b>Maverick VIÑALES</b>	<b>SPA</b>	APRILIA	294.2	291.8	288.0	272.7	235.8	276.5	<b>294.2</b>

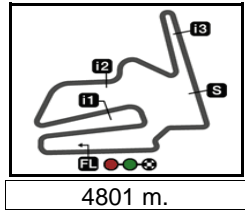
These data/results cannot be reproduced, stored and/or transmitted in whole or in part by any manner of electronic, mechanical, photocopying, recording, broadcasting or otherwise now known or herein after developed without the previous express consent by the copyright owner, except for reproduction in daily press and regular printed publications on sale to the public within 60 days of the event related to those data/results and always provided that copyright symbol appears together as follows below.

© DORNA, 2023

Official MotoGP Timing by TISSOT  
www.motogp.com



**Motegi, Sunday, October 01, 2023**



**MOTUL GRAND PRIX OF JAPAN**  
**Warm Up**  
**Chronological Analysis of Performances**

**27**

\* Lap / Sector time cancelled      T1 Time from finish line to 1st intermediate      T3 Time from 2nd intermed. to 3rd intermed.  
P Crossing the finish line in pit lane      T2 Time from 1st intermed. to 2nd intermed.      T4 Time from 3rd intermediate to finish line  
\*\*Tyre data subject to further updates

Lap	Lap Time	T1	T2	T3	T4	Speed	Lap	Lap Time	T1	T2	T3	T4	Speed	
<b>1st</b>	<b>43</b>	<b>Jack MILLER</b> KTM AUS						3	<b>1'50.479</b>	28.693	21.652	30.391	29.743	296.7
		Red Bull KTM Factory Racing						4	<b>1'48.168</b>	27.937	21.154	29.870	29.207	303.3
		Runs=1 Total laps=6 Full laps=5 Valid laps=5						5	<b>1'47.063</b>	27.640	20.923	29.622	28.878	304.2
<i>Run #</i>	<i>1</i>	<i>Front Tyre Slick-Soft</i>		<i>Rear Tyre Slick-Soft</i>										
		5 Laps at start		4 Laps at start										
1	2'15.442	35.249	23.542	32.093	30.569	306.8								
2	<b>1'50.414</b>	28.745	21.944	30.200	29.525	309.4								
3	<b>1'47.703</b>	28.080	20.981	29.690	28.952	308.5								
4	<b>1'46.441</b>	27.487	20.739	29.339	28.876	309.4								
5	<b>1'46.209</b>	27.505	20.633	29.295	28.776	308.5								
6	<b>1'46.047</b>	27.373	20.571	29.319	28.784	308.5								
<b>5th</b>	<b>25</b>	<b>Raul FERNANDEZ</b> APRILIA SPA												
		CryptoDATA RNF MotoGP Team												
		Runs=2 Total laps=5 Full laps=3 Valid laps=3												
<i>Run #</i>	<i>1</i>	<i>Front Tyre Wet-Medium</i>		<i>Rear Tyre Wet-Medium</i>										
		New Tyre		New Tyre										
1	2'40.054	P	37.075	23.343	32.757	23.483	295.0							
<i>Run #</i>	<i>2</i>	<i>Front Tyre Slick-Soft</i>		<i>Rear Tyre Slick-Soft</i>										
		New Tyre		4 Laps at start										
2	1'57.809	33.644	22.438	31.166	30.561	305.0								
3	<b>1'49.567</b>	28.707	21.486	29.953	29.421	305.0								
4	<b>1'48.091</b>	27.796	21.119	29.699	29.477	305.9								
5	<b>1'47.206</b>	27.714	20.823	29.456	29.213	306.8								
<b>6th</b>	<b>89</b>	<b>Jorge MARTIN</b> DUCATI SPA												
		Prima Pramac Racing												
		Runs=2 Total laps=5 Full laps=3 Valid laps=3												
<i>Run #</i>	<i>1</i>	<i>Front Tyre Wet-Medium</i>		<i>Rear Tyre Wet-Soft</i>										
		New Tyre		New Tyre										
1	2'21.545	P	36.516	24.025	33.127	25.113	282.7							
<i>Run #</i>	<i>2</i>	<i>Front Tyre Slick-Hard</i>		<i>Rear Tyre Slick-Soft</i>										
		12 Laps at start		12 Laps at start										
2	1'58.288	33.853	22.602	31.177	30.656	306.8								
3	<b>1'49.249</b>	28.297	21.339	30.017	29.596	307.6								
4	<b>1'47.342</b>	27.648	20.797	29.652	29.245	311.2								
5	<b>1'52.605</b>	30.494	22.688	29.879	29.544	307.6								
<b>7th</b>	<b>1</b>	<b>Francesco BAGNAIA</b> DUCATI ITA												
		Ducati Lenovo Team												
		Runs=2 Total laps=5 Full laps=2 Valid laps=2												
<i>Run #</i>	<i>1</i>	<i>Front Tyre Wet-Medium</i>		<i>Rear Tyre Wet-Medium</i>										
		New Tyre		New Tyre										
1	2'09.542	34.415	23.309	32.657	31.811	271.3								
2	1'46.776	P	29.934	22.323	31.433	23.086	300.8							
<i>Run #</i>	<i>2</i>	<i>Front Tyre Slick-Medium</i>		<i>Rear Tyre Slick-Soft</i>										
		New Tyre		5 Laps at start										
3	1'57.052	33.177	22.516	30.952	30.407	310.3								
4	<b>1'49.135</b>	28.397	21.197	29.930	29.611	311.2								
5	<b>1'47.639</b>	27.821	21.000	29.544	29.274	313.0								
<b>4th</b>	<b>37</b>	<b>Augusto FERNANDEZ</b> KTM SPA												
		GASGAS Factory Racing Tech3												
		Runs=2 Total laps=5 Full laps=3 Valid laps=3												
<i>Run #</i>	<i>1</i>	<i>Front Tyre Wet-Medium</i>		<i>Rear Tyre Wet-Medium</i>										
		New Tyre		New Tyre										
1	2'10.117	P	37.289	24.687	32.741	22.988	279.0							
<i>Run #</i>	<i>2</i>	<i>Front Tyre Slick-Soft</i>		<i>Rear Tyre Slick-Medium</i>										
		New Tyre		New Tyre										
2	1'58.605	33.827	22.934	31.544	30.300	299.1								

**Fastest Lap:** Jack MILLER Red Bull KTM Factory AUS **1'46.047** 27.373 20.571 29.319 28.784

These data/results cannot be reproduced, stored and/or transmitted in whole or in part by any manner of electronic, mechanical, photocopying, recording, broadcasting or otherwise now known or herein after developed without the previous express consent by the copyright owner, except for reproduction in daily press and regular printed publications on sale to the public within 60 days of the event related to those data/results and always provided that copyright symbol appears together as follows below.  
© DORNA, 2023



# Warm Up

# MotoGP

Lap	Lap Time	T1	T2	T3	T4	Speed	Lap	Lap Time	T1	T2	T3	T4	Speed		
<b>8th</b>	<b>35</b>	<b>Cal CRUTCHLOW</b>				YAMAHA	GBR	1	2'06.254	P	35.702	23.442	32.906	24.711	289.5
Yamalube RS4GP Racing Team							Runs=2 Total laps=5 Full laps=3 Valid laps=3								
Run #	1	Front Tyre	Wet-Medium	Rear Tyre	Wet-Medium		2	1'58.522		34.485	22.325	31.098	30.614	300.0	
New Tyre							New Tyre								
1	2'25.260	P	38.284	25.586	34.831	25.093	3	<b>1'50.784</b>		28.958	21.719	30.274	29.833	304.2	
Run #	2	Front Tyre	Slick-Medium	Rear Tyre	Slick-Medium		4	<b>1'48.850</b>		28.129	21.059	29.848	29.814	303.3	
New Tyre							New Tyre								
2	2'03.734		36.676	23.648	32.289	31.121	5	<b>1'49.081</b>		28.897	20.981	29.666	29.537	305.9	
3	<b>1'51.786</b>		29.140	21.876	30.887	29.883	4 Laps at start								
4	<b>1'49.842</b>		28.300	21.501	30.444	29.597									
5	<b>1'47.670</b>		27.828	20.875	29.831	29.136									
<b>9th</b>	<b>36</b>	<b>Joan MIR</b>				HONDA	SPA	1	2'35.375		37.444	25.106	34.096	32.032	282.7
Repsol Honda Team							Runs=2 Total laps=5 Full laps=2 Valid laps=2								
Run #	1	Front Tyre	Wet-Medium	Rear Tyre	Wet-Medium		2	<b>1'53.695</b>		29.666	22.104	31.596	30.329	305.0	
New Tyre							New Tyre								
1	2'20.055		37.461	23.932	32.887	31.725	3	<b>1'50.722</b>		28.442	21.308	31.163	29.809	305.0	
2	<b>1'51.916</b>	P	29.930	23.366	33.329	25.291	4	<b>1'49.148</b>		28.198	21.242	30.349	29.359	306.8	
Run #	2	Front Tyre	Slick-Soft	Rear Tyre	Slick-Soft		5	<b>1'49.473</b>		27.712	21.804	30.577	29.380	305.0	
New Tyre							New Tyre								
3	1'58.786		35.415	22.405	30.933	30.033	4 Laps at start								
4	<b>1'49.286</b>		28.505	21.398	30.020	29.363									
5	<b>1'47.870</b>		27.834	21.027	29.821	29.188									
<b>10th</b>	<b>44</b>	<b>Poi ESPARGARO</b>				KTM	SPA	1	2'21.069		38.263	24.648	33.015	31.579	271.3
GASGAS Factory Racing Tech3							Runs=2 Total laps=5 Full laps=2 Valid laps=2								
Run #	1	Front Tyre	Wet-Medium	Rear Tyre	Wet-Medium		2	<b>1'56.783</b>		30.315	22.872	32.520	31.076	280.5	
New Tyre							New Tyre								
1	2'13.857		35.051	23.752	32.805	31.477	3	1'47.373	P	29.762	22.331	31.723	23.557	287.2	
2	1'48.079	P	29.796	22.878	31.936	23.469	Run #	2	Front Tyre	Slick-Soft	Rear Tyre	Slick-Soft			
Run #	2	Front Tyre	Slick-Soft	Rear Tyre	Slick-Soft		New Tyre								
3	1'59.413		34.568	22.911	31.471	30.463	4 Laps at start								
4	<b>1'49.800</b>		28.523	21.609	30.178	29.490	4	1'57.506		33.099	22.440	31.389	30.578	291.8	
5	<b>1'48.122</b>		27.818	21.063	30.025	29.216	5	<b>1'49.447</b>		28.178	21.303	30.218	29.748	304.2	
<b>11th</b>	<b>72</b>	<b>Marco BEZZECCHI</b>				DUCATI	ITA	1	2'17.208		35.051	23.529	32.094	31.141	289.5
Mooney VR46 Racing Team							Runs=2 Total laps=5 Full laps=2 Valid laps=2								
Run #	1	Front Tyre	Wet-Medium	Rear Tyre	Wet-Medium		2	<b>1'53.259</b>		29.332	22.155	31.322	30.450	304.2	
New Tyre							New Tyre								
1	2'10.012		35.144	24.391	33.613	32.376	3	<b>1'52.910</b>		29.312	21.777	31.374	30.447	304.2	
2	1'47.473	P	29.997	22.481	31.695	23.300	4	<b>1'58.183</b>		30.617	22.967	33.257	31.342	298.3	
Run #	2	Front Tyre	Slick-Soft	Rear Tyre	Slick-Soft		5	<b>1'58.876</b>		32.754	22.412	32.276	31.434	276.2	
New Tyre							New Tyre								
3	2'03.838		34.481	22.520	31.366	35.471	10 Laps at start								
4	<b>1'49.743</b>		29.238	21.070	30.059	29.376									
5	<b>1'48.481</b>		27.907	21.061	30.203	29.310									
<b>12th</b>	<b>51</b>	<b>Michele PIRRO</b>				DUCATI	ITA	1	2'23.315		35.578	25.191	33.579	31.078	288.0
Ducati Lenovo Team							Runs=2 Total laps=5 Full laps=3 Valid laps=3								
Run #	1	Front Tyre	Wet-Medium	Rear Tyre	Wet-Medium		2	<b>1'53.979</b>		29.921	22.100	31.616	30.342	294.2	
New Tyre							New Tyre								
1	2'10.012		35.144	24.391	33.613	32.376	3	<b>1'54.204</b>		29.877	21.951	31.421	30.955	298.3	
2	1'47.473	P	29.997	22.481	31.695	23.300	4	<b>1'53.144</b>		29.216	21.871	31.365	30.692	298.3	
Run #	2	Front Tyre	Slick-Soft	Rear Tyre	Slick-Soft		PIT								
New Tyre							New Tyre								
3	2'03.838		34.481	22.520	31.366	35.471									
4	<b>1'49.743</b>		29.238	21.070	30.059	29.376									
5	<b>1'48.481</b>		27.907	21.061	30.203	29.310									
<b>Fastest Lap:</b> Jack MILLER Red Bull KTM Factory AUS <b>1'46.047</b> 27.373 20.571 29.319 28.784															

These data/results cannot be reproduced, stored and/or transmitted in whole or in part by any manner of electronic, mechanical, photocopying, recording, broadcasting or otherwise now known or herein after developed without the previous express consent by the copyright owner, except for reproduction in daily press and regular printed publications on sale to the public within 60 days of the event related to those data/results and always provided that copyright symbol appears together as follows below.  
© DORNA, 2023



# Warm Up

# MotoGP

Lap	Lap Time	T1	T2	T3	T4	Speed	Lap	Lap Time	T1	T2	T3	T4	Speed	
<b>17th</b>	<b>41</b>	<b>Aleix ESPARGARO</b>				APRILIA	SPA	<b>Run # 2</b>	<b>Front Tyre</b>	Wet-Medium	<b>Rear Tyre</b>	Wet-Medium		
Aprilia Racing									4 Laps at start		4 Laps at start			
		Runs=1	Total laps=5	Full laps=4	Valid laps=4									
<b>Run #</b>	<b>1</b>	<b>Front Tyre</b>	Wet-Medium	<b>Rear Tyre</b>	Wet-Medium									
		New Tyre		New Tyre										
1	2'17.693	36.141	23.260	32.126	31.031	295.8								
2	<b>1'54.048</b>	<b>29.616</b>	<b>22.126</b>	<b>31.753</b>	<b>30.553</b>	<b>303.3</b>								
3	<b>1'56.527</b>	29.983	22.773	32.535	31.236	288.7								
4	<b>1'56.248</b>	29.724	22.319	32.393	31.812	293.4								
5	<b>2'05.704</b>	31.105	23.651	33.531	37.417	284.2								

<b>18th</b>	<b>30</b>	<b>Takaaki NAKAGAMI</b>				HONDA	JPN						
LCR Honda IDEMITSU													
		Runs=1	Total laps=5	Full laps=4	Valid laps=4								
<b>Run #</b>	<b>1</b>	<b>Front Tyre</b>	Wet-Medium	<b>Rear Tyre</b>	Wet-Medium								
		New Tyre		New Tyre									
1	2'26.784	37.412	24.979	33.537	32.006	278.3							
2	<b>1'55.301</b>	30.315	22.582	<b>31.705</b>	30.699	<b>301.6</b>							
3	<b>1'54.498</b>	<b>29.789</b>	<b>22.331</b>	31.741	<b>30.637</b>	299.1							
4	<b>1'58.324</b>	32.723	22.758	31.908	30.935	297.5							
5	<b>1'56.367</b>	30.395	22.348	32.263	31.361	288.7							

<b>19th</b>	<b>33</b>	<b>Brad BINDER</b>				KTM	RSA						
Red Bull KTM Factory Racing													
		Runs=2	Total laps=5	Full laps=2	Valid laps=2								
<b>Run #</b>	<b>1</b>	<b>Front Tyre</b>	Wet-Medium	<b>Rear Tyre</b>	Wet-Medium								
		New Tyre		New Tyre									
1	2'23.078	35.758	24.270	33.072	31.396	292.6							
2	<b>1'55.760</b>	30.061	22.480	32.086	31.133	292.6							
3	<b>1'55.053</b>	<b>29.827</b>	<b>22.082</b>	<b>32.069</b>	31.075	297.5							
4	1'51.717 P	30.952	22.497	33.741	24.527	284.9							
<b>Run #</b>	<b>2</b>	<b>Front Tyre</b>	Slick-Medium	<b>Rear Tyre</b>	Slick-Medium								
		New Tyre		New Tyre									
5	2'02.218	37.592	22.704	32.070	<b>29.852</b>	<b>309.4</b>							

<b>20th</b>	<b>49</b>	<b>Fabio DI GIANNANTONI</b>				DUCATI	ITA						
Gresini Racing MotoGP													
		Runs=2	Total laps=4	Full laps=2	Valid laps=2								
<b>Run #</b>	<b>1</b>	<b>Front Tyre</b>	Wet-Medium	<b>Rear Tyre</b>	Wet-Medium								
		New Tyre		New Tyre									
1	2'59.530 P	36.646	24.034	32.806	24.563	292.6							
<b>Run #</b>	<b>2</b>	<b>Front Tyre</b>	Wet-Soft	<b>Rear Tyre</b>	Wet-Medium								
		New Tyre		1 Laps at start									
2	2'01.351	33.830	23.598	32.399	31.524	291.1							
3	<b>1'55.069</b>	<b>29.989</b>	22.433	<b>31.903</b>	<b>30.744</b>	<b>300.0</b>							
4	<b>1'56.088</b>	30.645	<b>22.230</b>	32.077	31.136	298.3							

<b>21st</b>	<b>12</b>	<b>Maverick VIÑALES</b>				APRILIA	SPA						
Aprilia Racing													
		Runs=2	Total laps=5	Full laps=2	Valid laps=2								
<b>Run #</b>	<b>1</b>	<b>Front Tyre</b>	Wet-Medium	<b>Rear Tyre</b>	Wet-Medium								
		New Tyre		New Tyre									
1	2'21.294	34.833	24.048	32.580	31.503	272.7							
2	<b>1'55.681</b>	30.144	<b>22.321</b>	<b>32.254</b>	<b>30.962</b>	291.8							
3	<b>2'01.381</b>	32.382	23.629	32.638	32.732	235.8							
4	1'51.428 P	<b>29.588</b>	25.695	32.539	23.606	<b>294.2</b>							

**Fastest Lap:** Jack MILLER Red Bull KTM Factory AUS **1'46.047** 27.373 20.571 29.319 28.784

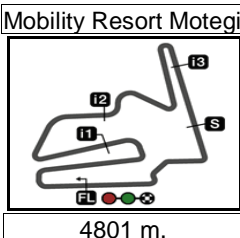
These data/results cannot be reproduced, stored and/or transmitted in whole or in part by any manner of electronic, mechanical, photocopying, recording, broadcasting or otherwise now known or herein after developed without the previous express consent by the copyright owner, except for reproduction in daily press and regular printed publications on sale to the public within 60 days of the event related to those data/results and always provided that copyright symbol appears together as follows below.  
© DORNA, 2023

Official MotoGP Timing by TISSOT  
www.motogp.com

Motegi, Sunday, October 01, 2023

Page 3 of 3





4801 m.

**MOTUL GRAND PRIX OF JAPAN**  
**Official Starting Grid**

Race : 24 laps = 115.224 km

**28**



1	<b>1</b> 1'43.198 <b>89 Jorge MARTIN</b> Ducati	2	<b>2</b> 1'43.369 <b>1 Francesco BAGNAIA</b> Ducati	3	<b>3</b> 1'43.551 <b>43 Jack MILLER</b> KTM
2	<b>4</b> 1'43.624 <b>72 Marco BEZZECCHI</b> Ducati	3	<b>5</b> 1'43.709 <b>33 Brad BINDER</b> KTM	4	<b>6</b> 1'43.808 <b>49 Fabio DI GIANNANTONIO</b> Ducati
3	<b>7</b> 1'43.812 <b>93 Marc MARQUEZ</b> Honda	4	<b>8</b> 1'43.815 <b>12 Maverick VIÑALES</b> Aprilia	5	<b>9</b> 1'43.822 <b>41 Aleix ESPARGARO</b> Aprilia
4	<b>10</b> 1'43.851 <b>5 Johann ZARCO</b> Ducati	5	<b>11</b> 1'44.054 <b>25 Raul FERNANDEZ</b> Aprilia	6	<b>12</b> 1'44.096 <b>44 Pol ESPARGARO</b> KTM
5	<b>13</b> 1'44.129 <b>37 Augusto FERNANDEZ</b> KTM	6	<b>14</b> 1'44.138 <b>20 Fabio QUARTARARO</b> Yamaha	7	<b>15</b> 1'44.150 <b>36 Joan MIR</b> Honda
6	<b>16</b> 1'44.427 <b>88 Miguel OLIVEIRA</b> Aprilia	7	<b>17</b> 1'44.521 <b>21 Franco MORBIDELLI</b> Yamaha	8	<b>18</b> 1'44.626 <b>30 Takaaki NAKAGAMI</b> Honda
7	<b>19</b> 1'45.273 <b>35 Cal CRUTCHLOW</b> Yamaha	8	<b>20</b> 1'45.451 <b>6 Stefan BRADL</b> Honda	9	<b>21</b> 1'45.707 <b>51 Michele PIRRO</b> Ducati

The results are provisional until the end of the limit for protest and appeals and until the ratification of the Event Management Committee.

Time limit for protest expires 60' at the latest after publication of the results - ..... Time: .....

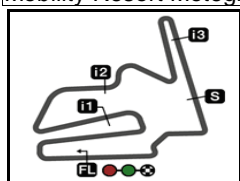
These data/results cannot be reproduced, stored and/or transmitted in whole or in part by any manner of electronic, mechanical, photocopying, recording, broadcasting or otherwise now known or herein after developed without the previous express consent of the copyright owner, except for reproduction in daily press and regular printed publications on sale to the public within 60 days of the event related to those data/results and always provided that copyright symbol appears together as follows below.

© DORNA, 2023

Official MotoGP Timing by **TISSOT**  
www.motogp.com



**Motegi, Sunday, October 01, 2023**



4801 m.

# MOTUL GRAND PRIX OF JAPAN

## Warm Up

### Best Partial Times

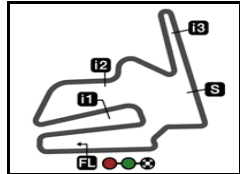
*IT* Ideal Lap Time, sum of the best partial times

*BT* Best Lap Time

<b>T1</b>		<b>T2</b>		<b>T3</b>		<b>T4</b>				<i>IT</i>	<i>BT</i>	
<i>Pos</i>	<i>Rider</i>	<i>Time</i>	<i>Rider</i>	<i>Time</i>	<i>Rider</i>	<i>Time</i>	<i>Rider</i>	<i>Time</i>	<i>Pos</i>	<i>Rider</i>		
1	J.MILLER	27.373	J.MILLER	20.571	J.MILLER	29.295	J.MILLER	28.776	1	J.MILLER	1'46.015	1'46.047 (1)
2	F.QUARTARARO	27.493	F.QUARTARARO	20.683	M.MARQUEZ	29.330	A.FERNANDEZ	28.878	2	M.MARQUEZ	1'46.544	1'46.544 (2)
3	M.MARQUEZ	27.536	M.MARQUEZ	20.721	R.FERNANDEZ	29.456	M.MARQUEZ	28.957	3	F.QUARTARAR	1'46.630	1'46.630 (3)
4	F.MORBIDELLI	27.595	J.MARTIN	20.797	F.QUARTARARO	29.475	F.QUARTARARO	28.979	4	A.FERNANDEZ	1'47.063	1'47.063 (4)
5	A.FERNANDEZ	27.640	R.FERNANDEZ	20.823	F.BAGNAIA	29.544	C.CRUTCHLOW	29.136	5	R.FERNANDEZ	1'47.206	1'47.206 (5)
6	J.MARTIN	27.648	C.CRUTCHLOW	20.875	A.FERNANDEZ	29.622	J.MIR	29.188	6	J.MARTIN	1'47.342	1'47.342 (6)
7	R.FERNANDEZ	27.714	A.FERNANDEZ	20.923	J.MARTIN	29.652	R.FERNANDEZ	29.213	7	F.BAGNAIA	1'47.639	1'47.639 (7)
8	P.ESPARGARO	27.818	M.PIRRO	20.981	M.PIRRO	29.666	P.ESPARGARO	29.216	8	C.CRUTCHLO	1'47.670	1'47.670 (8)
9	F.BAGNAIA	27.821	F.BAGNAIA	21.000	J.MIR	29.821	J.MARTIN	29.245	9	J.MIR	1'47.870	1'47.870 (9)
10	C.CRUTCHLOW	27.828	J.MIR	21.027	C.CRUTCHLOW	29.831	F.BAGNAIA	29.274	10	P.ESPARGAR	1'48.122	1'48.122 (10)
11	J.MIR	27.834	M.BEZZECCHI	21.061	P.ESPARGARO	30.025	M.BEZZECCHI	29.310	11	M.PIRRO	1'48.313	1'48.850 (12)
12	M.BEZZECCHI	27.907	P.ESPARGARO	21.063	M.BEZZECCHI	30.059	F.MORBIDELLI	29.359	12	M.BEZZECCHI	1'48.337	1'48.481 (11)
13	M.PIRRO	28.129	F.MORBIDELLI	21.242	S.BRADL	30.218	M.PIRRO	29.537	13	F.MORBIDELLI	1'48.545	1'49.148 (13)
14	S.BRADL	28.178	S.BRADL	21.303	F.MORBIDELLI	30.349	S.BRADL	29.748	14	S.BRADL	1'49.447	1'49.447 (14)
15	M.OLIVEIRA	29.216	J.ZARCO	21.777	J.ZARCO	31.322	B.BINDER	29.852	15	M.OLIVEIRA	1'52.794	1'53.144 (16)
16	J.ZARCO	29.312	M.OLIVEIRA	21.871	M.OLIVEIRA	31.365	M.OLIVEIRA	30.342	16	J.ZARCO	1'52.858	1'52.910 (15)
17	M.VIÑALES	29.588	B.BINDER	22.082	T.NAKAGAMI	31.705	J.ZARCO	30.447	17	B.BINDER	1'53.830	1'55.053 (19)
18	A.ESPARGARO	29.616	A.ESPARGARO	22.126	A.ESPARGARO	31.753	A.ESPARGARO	30.553	18	A.ESPARGAR	1'54.048	1'54.048 (17)
19	T.NAKAGAMI	29.789	F.DI GIANNANTO	22.230	F.DI GIANNANTO	31.903	T.NAKAGAMI	30.637	19	T.NAKAGAMI	1'54.462	1'54.498 (18)
20	B.BINDER	29.827	M.VIÑALES	22.321	B.BINDER	32.069	F.DI GIANNANTO	30.744	20	F.DI GIANNAN	1'54.866	1'55.069 (20)
21	F.DI GIANNANTO	29.989	T.NAKAGAMI	22.331	M.VIÑALES	32.254	M.VIÑALES	30.962	21	M.VIÑALES	1'55.125	1'55.681 (21)

These data/results cannot be reproduced, stored and/or transmitted in whole or in part by any manner of electronic, mechanical, photocopying, recording, broadcasting or otherwise now known or herein after developed without the previous express consent by the copyright owner, except for reproduction in daily press and regular printed publications on sale to the public within 60 days of the event related to those data/results and always provided that copyright symbol appears together as follows below.  
© DORNA, 2023





4801 m.

**MOTUL GRAND PRIX OF JAPAN**

**Warm Up**

**Fastest Laps Sequence**

<i>Practice Time</i>	 <i>Rider</i>	<i>Nation</i>	<i>Motorcycle</i>	<i>Time</i>	<i>Km/h</i>	<i>Rider's Lap</i>
<b>4'01.869</b>	20 <b>Fabio QUARTARARO</b>	FRA	YAMAHA	<b>1'53.741</b>	151.9	2
<b>4'05.856</b>	43 <b>Jack MILLER</b>	AUS	KTM	<b>1'50.414</b>	156.5	2
<b>5'51.914</b>	20 <b>Fabio QUARTARARO</b>	FRA	YAMAHA	<b>1'50.045</b>	157.0	3
<b>5'53.559</b>	43 <b>Jack MILLER</b>	AUS	KTM	<b>1'47.703</b>	160.4	3
<b>7'40.000</b>	43 <b>Jack MILLER</b>	AUS	KTM	<b>1'46.441</b>	162.3	4
<b>9'26.209</b>	43 <b>Jack MILLER</b>	AUS	KTM	<b>1'46.209</b>	162.7	5
<b>11'12.256</b>	43 <b>Jack MILLER</b>	AUS	KTM	<b>1'46.047</b>	162.9	6

These data/results cannot be reproduced, stored and/or transmitted in whole or in part by any manner of electronic, mechanical, photocopying, recording, broadcasting or otherwise now known or herein after developed without the previous express consent by the copyright owner, except for reproduction in daily press and regular printed publications on sale to the public within 60 days of the event related to those data/results and always provided that copyright symbol appears together as follows below.

© DORNA, 2023

