


4448 m.

	Rider	Nation	Team	Motorcycle	Time	Lap Total	Gap	Top Speed
1	54 <b>Fermín ALDEGUER</b>	SPA	Beta Tools SpeedUp	BOSCOSCURO	<b>1'32.548</b>	16 21		<b>290.5</b>
2	40 <b>Aron CANET</b>	SPA	Pons Wegow Los40	KALEX	<b>1'32.686</b>	16 19	0.138 0.138	<b>291.2</b>
3	96 <b>Jake DIXON</b>	GBR	Inde GASGAS Aspar Team	KALEX	<b>1'33.098</b>	14 18	0.550 0.412	<b>292.8</b>
4	37 <b>Pedro ACOSTA</b>	SPA	Red Bull KTM Ajo	KALEX	<b>1'33.144</b>	16 17	0.596 0.046	<b>296.0</b>
5	18 <b>Manuel GONZALEZ</b>	SPA	Correos Prepago Yamaha VR46 T	KALEX	<b>1'33.180</b>	14 18	0.632 0.036	<b>292.8</b>
6	16 <b>Joe ROBERTS</b>	USA	Italtrans Racing Team	KALEX	<b>1'33.335</b>	14 19	0.787 0.155	<b>288.1</b>
7	35 <b>Somkiat CHANTRA</b>	THA	IDEMITSU Honda Team Asia	KALEX	<b>1'33.450</b>	2 21	0.902 0.115	<b>293.6</b>
8	11 <b>Sergio GARCIA</b>	SPA	Pons Wegow Los40	KALEX	<b>1'33.472</b>	19 21	0.924 0.022	<b>290.5</b>
9	21 <b>Alonso LOPEZ</b>	SPA	Beta Tools SpeedUp	BOSCOSCURO	<b>1'33.553</b>	15 20	1.005 0.081	<b>290.5</b>
10	22 <b>Sam LOWES</b>	GBR	Elf Marc VDS Racing Team	KALEX	<b>1'33.574</b>	11 22	1.026 0.021	<b>290.5</b>
11	28 <b>Izan GUEVARA</b>	SPA	Inde GASGAS Aspar Team	KALEX	<b>1'33.696</b>	11 19	1.148 0.122	<b>294.4</b>
12	14 <b>Tony ARBOLINO</b>	ITA	Elf Marc VDS Racing Team	KALEX	<b>1'33.749</b>	19 20	1.201 0.053	<b>290.5</b>
13	24 <b>Marcos RAMIREZ</b>	SPA	OnlyFans American Racing	KALEX	<b>1'33.793</b>	19 23	1.245 0.044	<b>292.8</b>
14	15 <b>Darryn BINDER</b>	RSA	Liqui Moly Husqvarna Intact GP	KALEX	<b>1'33.910</b>	13 15	1.362 0.117	<b>296.0</b>
15	79 <b>Ai OGURA</b>	JPN	IDEMITSU Honda Team Asia	KALEX	<b>1'33.952</b>	20 20	1.404 0.042	<b>290.5</b>
16	84 <b>Zonta VD GOORBERGH</b>	NED	Fieten Olie Racing GP	KALEX	<b>1'33.965</b>	18 21	1.417 0.013	<b>289.7</b>
17	52 <b>Jeremy ALCOBA</b>	SPA	QJMOTOR Gresini Moto2	KALEX	<b>1'34.055</b>	13 18	1.507 0.090	<b>292.8</b>
18	71 <b>Dennis FOGGIA</b>	ITA	Italtrans Racing Team	KALEX	<b>1'34.065</b>	15 18	1.517 0.010	<b>294.4</b>
19	13 <b>Celestino VIETTI</b>	ITA	Fantic Racing	KALEX	<b>1'34.114</b>	16 18	1.566 0.049	<b>294.4</b>
20	75 <b>Albert ARENAS</b>	SPA	Red Bull KTM Ajo	KALEX	<b>1'34.185</b>	15 20	1.637 0.071	<b>292.0</b>
21	3 <b>Lukas TULOVIC</b>	GER	Liqui Moly Husqvarna Intact GP	KALEX	<b>1'34.280</b>	11 19	1.732 0.095	<b>292.0</b>
22	7 <b>Barry BALTUS</b>	BEL	Fieten Olie Racing GP	KALEX	<b>1'34.295</b>	16 21	1.747 0.015	<b>287.4</b>
23	12 <b>Filip SALAC</b>	CZE	QJMOTOR Gresini Moto2	KALEX	<b>1'34.427</b>	13 20	1.879 0.132	<b>291.2</b>
24	23 <b>Taiga HADA</b>	JPN	Pertamina Mandalika SAG Team	KALEX	<b>1'34.581</b>	10 23	2.033 0.154	<b>288.9</b>
25	33 <b>Rory SKINNER</b>	GBR	OnlyFans American Racing	KALEX	<b>1'34.587</b>	6 23	2.039 0.006	<b>290.5</b>
26	64 <b>Bo BENDSNEYDER</b>	NED	Pertamina Mandalika SAG Team	KALEX	<b>1'34.729</b>	13 17	2.181 0.142	<b>287.4</b>
27	17 <b>Alex ESCRIG</b>	SPA	Forward Team	FORWARD	<b>1'34.945</b>	13 17	2.397 0.216	<b>293.6</b>
28	67 <b>Alberto SURRA</b>	ITA	Forward Team	FORWARD	<b>1'34.966</b>	11 14	2.418 0.021	<b>292.0</b>
29	5 <b>Kohta NOZANE</b>	JPN	Correos Prepago Yamaha VR46 T	KALEX	<b>1'35.180</b>	17 19	2.632 0.214	<b>288.1</b>
30	9 <b>Mattia CASADEI</b>	ITA	Fantic Racing	KALEX	<b>1'35.476</b>	18 22	2.928 0.296	<b>290.5</b>

Practice condition: Dry

Air: 23°

Humidity: 65%

Ground: 45°

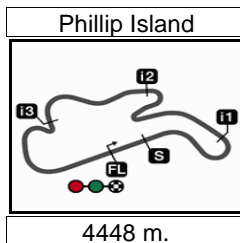
<b>Fastest Lap:</b>	Lap: 16	<b>Fermín ALDEGUER</b>	<b>1'32.548</b>	173 Km/h
<b>Best Race Lap:</b>	2019	<b>Thomas LUTHI</b>	<b>1'32.609</b>	172.9 Km/h
<b>All Time Lap Record:</b>	2022	<b>Fermín ALDEGUER</b>	<b>1'32.233</b>	173.6 Km/h

The results are provisional until the end of the limit for protest and appeals.

Time limit for protest expires 60' after publication of the results - ..... Time: .....

These data/results cannot be reproduced, stored and/or transmitted in whole or in part by any manner of electronic, mechanical, photocopying, recording, broadcasting or otherwise now known or herein after developed without the previous express consent by the copyright owner, except for reproduction in daily press and regular printed publications on sale to the public within 60 days of the event related to those data/results and always provided that copyright symbol appears together as follows below.

© DORNA, 2023



Results and timing service provided by TISSOT

Moto2™

MotoGP™ GURU BY GRYFYN AUSTRALIAN MOTORCYCLE GR

Practice Nr. 2

Combined Practice Times

7

Rider	Nation	Team	MOTORCYCLE	P1	P2	Gap
1 54 <b>F.ALDEGUER</b>	SPA	Beta Tools SpeedUp	BOSCOSCURO	1'32.794 15	<b>1'32.548</b> 16	
2 40 <b>A.CANET</b>	SPA	Pons Wegow Los40	KALEX	1'33.238 17	<b>1'32.686</b> 16	0.138 0.138
3 37 <b>P.ACOSTA</b>	SPA	Red Bull KTM Ajo	KALEX	<b>1'33.003</b> 16	1'33.144 16	0.455 0.317
4 96 <b>J.DIXON</b>	GBR	Inde GASGAS Aspar Team	KALEX	1'33.913 13	<b>1'33.098</b> 14	0.550 0.095
5 18 <b>M.GONZALEZ</b>	SPA	Correos Prepago Yamaha VR46 Team	KALEX	1'34.893 17	<b>1'33.180</b> 14	0.632 0.082
6 16 <b>J.ROBERTS</b>	USA	Italtrans Racing Team	KALEX	1'33.572 17	<b>1'33.335</b> 14	0.787 0.155
7 35 <b>S.CHANTRA</b>	THA	IDEMITSU Honda Team Asia	KALEX	1'35.171 5	<b>1'33.450</b> 2	0.902 0.115
8 11 <b>S.GARCIA</b>	SPA	Pons Wegow Los40	KALEX	1'34.838 19	<b>1'33.472</b> 19	0.924 0.022
9 21 <b>A.LOPEZ</b>	SPA	Beta Tools SpeedUp	BOSCOSCURO	1'33.857 17	<b>1'33.553</b> 15	1.005 0.081
10 22 <b>S.LOWES</b>	GBR	Elf Marc VDS Racing Team	KALEX	1'34.279 16	<b>1'33.574</b> 11	1.026 0.021
11 28 <b>I.GUEVARA</b>	SPA	Inde GASGAS Aspar Team	KALEX	1'34.273 15	<b>1'33.696</b> 11	1.148 0.122
12 14 <b>T.ARBOLINO</b>	ITA	Elf Marc VDS Racing Team	KALEX	1'33.925 16	<b>1'33.749</b> 19	1.201 0.053
13 24 <b>M.RAMIREZ</b>	SPA	OnlyFans American Racing	KALEX	1'33.981 16	<b>1'33.793</b> 19	1.245 0.044
14 64 <b>B.BENDSNEYDEI</b>	NED	Pertamina Mandalika SAG Team	KALEX	<b>1'33.865</b> 17	1'34.729 13	1.317 0.072
15 15 <b>D.BINDER</b>	RSA	Liqui Moly Husqvarna Intact GP	KALEX	1'34.552 13	<b>1'33.910</b> 13	1.362 0.045
16 79 <b>A.OGURA</b>	JPN	IDEMITSU Honda Team Asia	KALEX	1'34.492 17	<b>1'33.952</b> 20	1.404 0.042
17 84 <b>Z.VD GOORBERG</b>	NED	Fieten Olie Racing GP	KALEX	1'35.054 17	<b>1'33.965</b> 18	1.417 0.013
18 52 <b>J.ALCOBA</b>	SPA	QJMOTOR Gresini Moto2	KALEX	1'34.136 21	<b>1'34.055</b> 13	1.507 0.090
19 71 <b>D.FOGGIA</b>	ITA	Italtrans Racing Team	KALEX	1'34.542 16	<b>1'34.065</b> 15	1.517 0.010
20 13 <b>C.VIETTI</b>	ITA	Fantic Racing	KALEX	1'34.211 14	<b>1'34.114</b> 16	1.566 0.049
21 75 <b>A.ARENAS</b>	SPA	Red Bull KTM Ajo	KALEX	1'34.395 19	<b>1'34.185</b> 15	1.637 0.071
22 7 <b>B.BALTUS</b>	BEL	Fieten Olie Racing GP	KALEX	<b>1'34.200</b> 16	1'34.295 16	1.652 0.015
23 3 <b>L.TULOVIC</b>	GER	Liqui Moly Husqvarna Intact GP	KALEX	1'34.954 16	<b>1'34.280</b> 11	1.732 0.080
24 12 <b>F.SALAC</b>	CZE	QJMOTOR Gresini Moto2	KALEX	<b>1'34.397</b> 12	1'34.427 13	1.849 0.117
25 23 <b>T.HADA</b>	JPN	Pertamina Mandalika SAG Team	KALEX	1'35.353 12	<b>1'34.581</b> 10	2.033 0.184
26 33 <b>R.SKINNER</b>	GBR	OnlyFans American Racing	KALEX	1'36.066 17	<b>1'34.587</b> 6	2.039 0.006
27 67 <b>A.SURRA</b>	ITA	Forward Team	FORWARD	<b>1'34.712</b> 13	1'34.966 11	2.164 0.125
28 17 <b>A.ESCRIG</b>	SPA	Forward Team	FORWARD	1'35.924 13	<b>1'34.945</b> 13	2.397 0.233
29 5 <b>K.NOZANE</b>	JPN	Correos Prepago Yamaha VR46 Team	KALEX	1'37.017 4	<b>1'35.180</b> 17	2.632 0.235
30 9 <b>M.CASADEI</b>	ITA	Fantic Racing	KALEX	1'36.456 19	<b>1'35.476</b> 18	2.928 0.296

<b>Pole Position Record:</b>	2022	<b>Fermin ALDEGUER</b>	<b>1'32.233</b>	173.6 Km/h
<b>Best Race Lap:</b>	2019	<b>Thomas LUTHI</b>	<b>1'32.609</b>	172.9 Km/h
<b>All Time Lap Record:</b>	2022	<b>Fermin ALDEGUER</b>	<b>1'32.233</b>	173.6 Km/h

The results are provisional until the end of the limit for protest and appeals.

Time limit for protest expires 60' after publication of the results - ..... Time: .....

These data/results cannot be reproduced, stored and/or transmitted in whole or in part by any manner of electronic, mechanical, photocopying, recording, broadcasting or otherwise now known or herein after developed without the previous express consent by the copyright owner, except for reproduction in daily press and regular printed publications on sale to the public within 60 days of the event related to those data/results and always provided that copyright symbol appears together as follows below.

© DORNA, 2023

Official MotoGP Timing by TISSOT  
www.motogp.com

Phillip Island, Friday, October 20, 2023





Rider

Nation

Motorcycle

Top 5 speeds

Average

Top

Rider	Nation	Motorcycle	Top 5 speeds					Average	Top
15 Darryn BINDER	RSA	KALEX	296.0	293.6	293.6	292.8	292.8	293.4	296.0
37 Pedro ACOSTA	SPA	KALEX	296.0	295.2	293.6	293.6	293.6	294.4	296.0
13 Celestino VIETTI	ITA	KALEX	294.4	292.8	291.2	288.9	287.4	289.9	294.4
28 Izan GUEVARA	SPA	KALEX	294.4	292.8	292.0	291.2	291.2	292.3	294.4
71 Dennis FOGGIA	ITA	KALEX	294.4	293.6	292.8	291.2	290.5	292.2	294.4
17 Alex ESCRIG	SPA	FORWARD	293.6	292.0	291.2	290.5	289.7	290.8	293.6
35 Somkiat CHANTRA	THA	KALEX	293.6	293.6	292.8	292.8	292.0	293.0	293.6
18 Manuel GONZALEZ	SPA	KALEX	292.8	292.8	291.2	291.2	291.2	291.8	292.8
24 Marcos RAMIREZ	SPA	KALEX	292.8	292.0	292.0	291.2	291.2	291.7	292.8
52 Jeremy ALCOBA	SPA	KALEX	292.8	292.0	290.5	290.5	288.9	290.4	292.8
96 Jake DIXON	GBR	KALEX	292.8	291.2	291.2	290.5	290.5	291.2	292.8
3 Lukas TULOVIC	GER	KALEX	292.0	289.7	289.7	288.9	288.9	289.7	292.0
67 Alberto SURRA	ITA	FORWARD	292.0	288.1	288.1	287.4	287.4	288.6	292.0
75 Albert ARENAS	SPA	KALEX	292.0	291.2	290.5	290.5	290.5	290.9	292.0
12 Filip SALAC	CZE	KALEX	291.2	291.2	289.7	289.7	288.9	289.8	291.2
40 Aron CANET	SPA	KALEX	291.2	290.5	289.7	289.7	288.9	289.6	291.2
9 Mattia CASADEI	ITA	KALEX	290.5	290.5	289.7	289.7	288.1	289.2	290.5
11 Sergio GARCIA	SPA	KALEX	290.5	290.5	290.5	290.5	289.7	290.1	290.5
14 Tony ARBOLINO	ITA	KALEX	290.5	290.5	290.5	290.5	290.5	290.5	290.5
21 Alonso LOPEZ	SPA	BOSCOSCURO	290.5	290.5	289.7	289.7	289.7	290.0	290.5
22 Sam LOWES	GBR	KALEX	290.5	289.7	288.1	288.1	286.6	287.7	290.5
33 Rory SKINNER	GBR	KALEX	290.5	288.9	288.9	288.9	288.1	289.1	290.5
54 Fermín ALDEGUER	SPA	BOSCOSCURO	290.5	290.5	289.7	289.7	289.7	290.0	290.5
79 Ai OGURA	JPN	KALEX	290.5	289.7	288.9	288.9	288.9	289.4	290.5
84 Zonta VD GOORBERGH	NED	KALEX	289.7	288.9	288.1	288.1	285.9	287.5	289.7
23 Taiga HADA	JPN	KALEX	288.9	288.9	288.1	288.1	287.4	288.1	288.9
5 Kohta NOZANE	JPN	KALEX	288.1	286.6	286.6	286.6	286.6	286.9	288.1
16 Joe ROBERTS	USA	KALEX	288.1	288.1	287.4	287.4	287.4	287.7	288.1
7 Barry BALTUS	BEL	KALEX	287.4	286.6	286.6	286.6	285.9	286.5	287.4
64 Bo BENDSNEYDER	NED	KALEX	287.4	286.6	285.9	284.4	283.6	285.3	287.4

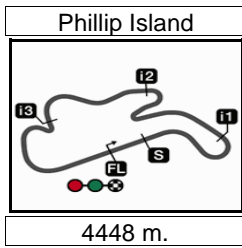
These data/results cannot be reproduced, stored and/or transmitted in whole or in part by any manner of electronic, mechanical, photocopying, recording, broadcasting or otherwise now known or herein after developed without the previous express consent by the copyright owner, except for reproduction in daily press and regular printed publications on sale to the public within 60 days of the event related to those data/results and always provided that copyright symbol appears together as follows below.

© DORNA, 2023

Official MotoGP Timing by TISSOT  
www.motogp.com



Phillip Island, Friday, October 20, 2023



Results and timing service provided by TISSOT

**Moto2™**

**MotoGP™ GURU BY GRYFYN AUSTRALIAN MOTORCYCLE GR**  
**Practice Nr. 2**  
**Chronological Analysis of Performances**

**9**

\* Lap / Sector time cancelled      T1 Time from finish line to 1st intermed.      T3 Time from 2nd intermed. to 3rd intermed.  
P Crossing the finish line in pit lane      T2 Time from 1st intermed. to 2nd intermed.      T4 Time from 3rd intermediate to finish line

Lap	Lap Time	T1	T2	T3	T4	Speed	Lap	Lap Time	T1	T2	T3	T4	Speed
<b>1st 54 Fermín ALDEGUER</b> Beta Tools SpeedUp SPA Runs=3 Total laps=21 Full laps=16 Valid laps=14							<b>3rd 96 Jake DIXON</b> Inde GASGAS Aspar GBR Runs=3 Total laps=18 Full laps=13 Valid laps=12						
1	1'53.926	32.685	27.960	18.145	26.310		1	2'48.149	33.157	27.937	18.383	26.607	
2	<b>1'33.201</b>	22.173	27.117	17.651	26.260	287.4	2	<b>1'34.028</b>	22.621	27.158	17.870	26.379	291.2
3	<b>1'33.447</b>	22.157	27.068	17.708	26.514	288.9	3	<b>1'34.345</b>	22.602	27.224	17.925	26.594	288.9
4	<b>1'33.465</b>	22.105	27.129	17.709	26.522	287.4	4	<b>1'43.614</b>	22.587	31.971	21.894	27.162	287.4
5	<b>1'34.423</b>	22.287	27.133	18.605	26.398	285.9	5	<b>1'34.833</b>	22.539	27.502	18.292	26.500	290.5
6	<b>1'33.079</b>	22.206	26.987	17.684	26.202	287.4	6	<b>1'33.947</b>	22.415	27.182	17.967	26.383	288.1
7	<b>1'33.114</b>	22.178	26.949	17.599	26.388	286.6	7	<b>1'35.602</b>	23.306	27.509	18.147	26.640	288.9
8	1'34.405 P	23.145	29.331	19.175	22.754	284.4	8	1'32.172 P	22.464	28.064	18.859	22.785	288.9
9	1'44.884	32.742	27.796	17.843	26.503		9	1'48.465	34.392	28.417	18.731	26.925	
10	<b>1'33.247</b>	22.199	27.056	17.647	26.345	286.6	10	<b>1'41.134</b>	22.827	28.650	18.947	30.710	285.1
11	<b>1'35.255</b>	22.170	27.200	19.274	26.611	285.9	11	<b>1'34.718</b>	22.660	27.314	18.114	26.630	286.6
12	<b>1'32.778</b>	22.158	26.961	17.580	26.079	287.4	12	1'32.948 P	22.832	29.772	18.496	21.848	285.9
13	1'30.010 P	22.062	27.992	18.503	21.453	290.5	13	1'44.791	32.764	27.619	18.167	26.241	
14	1'47.211	34.369	28.523	18.043	26.276		14	<b>1'33.098</b>	22.244	26.953	17.731	26.170	291.2
15	<b>1'33.764</b>	22.274	27.156	18.092	26.242	289.7	15	<b>1'33.897</b>	22.227	27.079	17.875	26.716	292.8
16	<b>1'32.548</b>	22.058	26.884	17.499	26.107	288.9	16	1'43.087 *	26.708	31.821*	18.219	26.339	191.7
17	<b>1'45.615</b>	22.213	29.516	24.132	29.754	287.4	17	<b>1'33.907</b>	22.278	27.150	17.970	26.509	290.5
18	1'36.613 *	22.211	28.444*	19.331	26.627	290.5	18	<b>1'33.578</b>	22.362	27.107	17.869	26.240	288.1
19	<b>1'33.510</b>	22.115	27.057	17.808	26.530	288.1							
20	<b>1'34.112</b>	22.130	27.196	18.082	26.704	289.7							
21	1'45.051 *	22.288	31.408*	22.399	28.956	289.7							
<b>2nd 40 Aron CANET</b> Pons Wegow Los40 SPA Runs=3 Total laps=19 Full laps=14 Valid laps=12							<b>4th 37 Pedro ACOSTA</b> Red Bull KTM Ajo SPA Runs=3 Total laps=17 Full laps=12 Valid laps=11						
1	2'57.077	33.161	27.695	18.248	26.393		1	2'45.157	32.519	27.712	18.477	26.318	
2	<b>1'33.839</b>	22.424	27.161	17.890	26.364	288.9	2	<b>1'33.763</b>	22.446	27.178	17.942	26.197	293.6
3	<b>1'33.532</b>	22.282	27.058	17.922	26.270	289.7	3	<b>1'33.754</b>	22.367	27.224	17.881	26.282	292.0
4	<b>1'34.179</b>	22.296	27.317	17.924	26.642	288.9	4	<b>1'33.548</b>	22.276	27.247	17.811	26.214	293.6
5	<b>1'33.916</b>	22.390	27.128	17.919	26.479	287.4	5	<b>1'34.446</b>	22.517	27.394	18.206	26.329	295.2
6	<b>1'34.132</b>	22.506	27.149	17.898	26.579	286.6	6	<b>1'33.676</b>	22.350	27.041	17.960	26.325	292.0
7	1'34.015 *	22.356	27.150	17.998*	26.511*	285.9	7	1'33.645 *	22.483	26.996	17.889*	26.277*	290.5
8	1'34.220 P	22.396	27.179	18.985	25.660	285.1	8	<b>1'36.911</b>	22.481	29.573	18.263	26.594	291.2
9	1'47.006	34.470	27.557	18.301	26.678		9	1'31.861 P	22.414	27.019*	19.611*	22.817	289.7
10	<b>1'35.614</b>	23.808	27.361	17.874	26.571	287.4	10	1'48.351	35.245	28.215	18.378	26.513	
11	<b>1'33.568</b>	22.227	27.081	17.812	26.448	288.9	11	<b>1'33.532</b>	22.293	26.920	18.059	26.260	293.6
12	<b>1'33.784</b>	22.278	27.072	17.883	26.551	287.4	12	<b>1'33.745</b>	22.341	27.256	17.984	26.164	289.7
13	<b>1'34.048</b>	22.386	27.149	17.978	26.535	285.9	13	<b>1'33.252</b>	22.217	26.950	17.851	26.234	291.2
14	1'35.599 P	24.486	28.722	18.477	23.914	282.9	14	1'41.968 P	24.438	33.343	21.720	22.467	291.2
15	1'45.757	33.534	27.873	18.281	26.069		15	1'45.328	33.699	27.733	17.775	26.121	
16	<b>1'32.686</b>	22.106	26.850	17.843	25.887	290.5	16	<b>1'33.144</b>	22.178	26.882	17.756	26.328	296.0
17	<b>1'40.028</b>	21.908	33.674	18.145	26.301	291.2	17	<b>1'33.437</b>	22.465	26.876	17.873	26.223	291.2
18	1'38.083 *	22.084	31.806*	18.032	26.161	289.7		unfinished	22.223				289.7
19	<b>1'33.045</b>	22.106	26.857	17.777	26.305	288.9							
	unfinished	22.059				288.1							

**Fastest Lap:** Fermín ALDEGUER Beta Tools SpeedUp SPA **1'32.548** 22.058 26.884 17.499 26.107

These data/results cannot be reproduced, stored and/or transmitted in whole or in part by any manner of electronic, mechanical, photocopying, recording, broadcasting or otherwise now known or herein after developed without the previous express consent by the copyright owner, except for reproduction in daily press and regular printed publications on sale to the public within 60 days of the event related to those data/results and always provided that copyright symbol appears together as follows below.  
© DORNA, 2023



# Practice Nr. 2

# Moto2

Lap	Lap Time	T1	T2	T3	T4	Speed	Lap	Lap Time	T1	T2	T3	T4	Speed
2	1'34.771	22.360	27.589	18.139	26.683	289.7	15	1'31.312 P	22.699	27.629	18.834	22.150	286.6
3	1'34.245	22.403	27.348	17.875	26.619	292.8	16	1'52.365	39.033	28.134	18.453	26.745	
4	1'30.720 P	22.389	27.379	18.291	22.661	291.2	17	1'34.500	22.587	27.178	18.129	26.606	288.1
5	1'58.205 P	34.996	35.638*	21.286*	26.285		18	1'35.437	22.656	27.837	18.231	26.713	286.6
6	1'45.885	31.942	28.009	18.731	27.203		19	1'34.790	22.545	27.442	18.113	26.690	286.6
7	1'35.273	22.583	27.631	18.167	26.892	285.9	20	1'35.142	22.713	27.352	18.343	26.734	285.9
8	1'32.955 P	25.140	28.083	18.314	21.418	267.5	21	1'35.717 *	22.653	27.746*	18.354	26.964	286.6
9	1'47.865	34.061	28.454	18.460	26.890		<b>8th 11 Sergio GARCIA</b> Pons Wegow Los40 SPA Runs=3 Total laps=21 Full laps=16 Valid laps=14						
10	1'33.825	22.381	27.250	17.833	26.361	287.4	1	2'09.859	33.428	28.095	18.221	26.776	
11	1'33.427 *	22.160	27.043	17.727	26.497*	288.1	2	1'35.123	22.828	27.635	18.105	26.555	289.7
12	1'33.698	22.260	27.183	17.823	26.432	285.1	3	1'35.116	22.705	27.407	18.033	26.971	289.7
13	1'45.302	26.038	32.878	18.099	28.287	283.6	4	1'34.736	22.696	27.544	18.063	26.433	285.9
14	1'33.180	22.272	27.031	17.749	26.128	292.8	5	1'34.811	22.685	27.508	18.056	26.562	288.9
15	1'46.663	22.310	32.598	20.968	30.787	291.2	6	1'34.863	22.707	27.391	18.037	26.728	287.4
16	1'36.118	22.537	27.292	17.949	28.340	291.2	7	1'35.253	22.708	27.626	18.237	26.682	286.6
17	1'34.006	22.294	27.149	17.919	26.644	286.6	8	1'30.427 P	22.767	27.523	18.104	22.033	290.5
18	1'33.712 *	22.195	27.340*	17.793	26.384	287.4	9	1'46.457	33.171	27.874	18.381	27.031	
<b>6th 16 Joe ROBERTS</b> Italtrans Racing Team USA Runs=2 Total laps=19 Full laps=16 Valid laps=15							10	1'35.924	22.846	27.874	18.390	26.814	285.1
1	2'52.746	33.960	28.626	18.720	27.475		11	1'34.827	22.718	27.484	18.106	26.519	287.4
2	1'36.239	22.940	27.714	18.574	27.011	287.4	12	1'36.642	22.590	28.001	18.222	27.829	286.6
3	1'35.429	22.827	27.602	18.192	26.808	285.1	13	1'34.862	22.626	27.556	18.044	26.636	289.7
4	1'35.297	22.849	27.682	18.156	26.610	275.7	14	1'32.578 P	22.624	27.669	18.345	23.940	288.1
5	1'34.687	22.497	27.447	18.079	26.664	286.6	15	1'49.796	35.721	27.997	18.041	28.037	
6	1'34.409	22.439	27.342	18.005	26.623	285.9	16	1'33.907	22.329	27.314	17.835	26.429	290.5
7	1'34.575	22.401	27.429	18.043	26.702	285.1	17	1'39.403	22.350	27.405	18.085	31.563	290.5
8	1'44.169	22.455	30.235	18.485	32.994	285.1	18	1'36.777 *	22.344	27.415*	18.350	28.668	290.5
9	1'47.312 P	22.45*	35.692*	22.668*	26.501	285.1	19	1'33.472	22.348	27.055	17.843	26.226	288.9
10	1'57.002	39.284	30.787	19.709	27.222		20	1'34.077	22.238	27.261	17.973	26.605	288.9
11	1'34.788	22.438	27.196	18.435	26.719	285.1	21	1'35.736 *	22.516	28.283*	18.249	26.688	289.7
12	1'33.570	22.253	27.100	17.809	26.408	285.1	<b>9th 21 Alonso LOPEZ</b> Beta Tools SpeedUp SPA Runs=3 Total laps=20 Full laps=15 Valid laps=13						
13	1'33.588	22.185	27.258	17.888	26.257	285.1	1	1'46.694	31.059	27.702	18.484	26.458	
14	1'33.335	22.085	27.243	17.801	26.206	287.4	2	1'34.651	22.570	27.384	17.993	26.704	289.7
15	1'34.880	22.160	27.343	18.022	27.355	288.1	3	1'34.383	22.560	27.169	17.953	26.701	288.9
16	1'40.698	22.240	32.685	18.844	26.929	287.4	4	1'39.114	22.628	27.951	18.516	30.019	288.1
17	1'34.968 *	22.275	27.725*	18.206	26.762	288.1	5	1'34.409	22.509	27.306	18.001	26.593	289.7
18	1'34.052	22.222	27.372	18.017	26.441	286.6	6	1'34.148	22.499	27.149	17.920	26.580	289.7
19	1'33.667	22.161	27.250	17.814	26.442	285.9	7	1'34.329 P	22.981	28.539	19.176	23.633	285.9
<b>7th 35 Somkiat CHANTRA</b> IDEMITSU Honda Tea THA Runs=3 Total laps=21 Full laps=16 Valid laps=15							8	1'45.907	33.173	27.631	18.413	26.690	
1	2'59.364	34.114	27.810	17.935	26.351		9	1'35.480	22.614	27.702	18.358	26.806	285.9
2	1'33.450	22.422	27.030	17.738	26.260	292.0	10	1'34.454	22.605	27.231	18.025	26.593	286.6
3	1'33.765	22.374	27.095	17.914	26.382	293.6	11	1'37.888	22.533	30.149	18.520	26.686	284.4
4	1'34.025	22.351	27.148	17.847	26.679	291.2	12	1'34.698	22.558	27.286	17.997	26.857	288.9
5	1'38.668	22.331	27.578	20.611	28.148	292.8	13	1'39.508 P	25.544	31.159	19.551	23.254	282.1
6	1'34.008	22.315	27.381	18.069	26.243	293.6	14	1'50.508	33.032	27.580	19.767	30.129	
7	1'35.663	23.505	27.390	18.104	26.664	292.8	15	1'33.553	22.302	27.042	17.788	26.421	288.9
8	1'33.767	22.433	27.095	17.883	26.356	288.9	16	1'40.691	22.296	29.997	18.588	29.810	287.4
9	1'38.484 P	22.379	30.455*	20.835*	24.815	290.5	17	1'34.387 *	22.294	27.536*	18.093	26.464	290.5
10	1'56.483	41.220	29.795	18.695	26.773		18	1'35.116	22.382	27.902	18.180	26.652	288.1
11	1'34.214	22.471	27.329	18.016	26.398	287.4	19	1'43.143	22.421	32.289	19.416	29.017	287.4
12	1'34.644	22.730	27.189	18.138	26.587	289.7	20	1'33.777 *	22.395	27.201*	17.791	26.390	290.5
13	1'33.987	22.432	27.223	17.913	26.419	289.7							
14	1'38.126	24.784	27.947	18.419	26.976	289.7							

**Fastest Lap:** Fermín ALDEGUER Beta Tools SpeedUp SPA **1'32.548** 22.058 26.884 17.499 26.107

These data/results cannot be reproduced, stored and/or transmitted in whole or in part by any manner of electronic, mechanical, photocopying, recording, broadcasting or otherwise now known or herein after developed without the previous express consent by the copyright owner, except for reproduction in daily press and regular printed publications on sale to the public within 60 days of the event related to those data/results and always provided that copyright symbol appears together as follows below.  
© DORNA, 2023



# Practice Nr. 2

# Moto2

Lap	Lap Time	T1	T2	T3	T4	Speed	Lap	Lap Time	T1	T2	T3	T4	Speed					
15	1'36.789 *	22.360	29.712*	18.059	26.658	292.8	6	1'30.550 P	22.614	27.485	18.127	22.324	285.9					
<b>15th 79 Ai OGURA</b> Runs=2 Total laps=20 Full laps=17 Valid laps=15							IDEMITSU Honda Tea JPN											
1	2'33.639	34.757	29.761	18.801	27.295		7	1'47.304	33.731	27.845	18.301	27.427						
2	<b>1'34.506</b>	22.514	27.260	18.155	26.577	289.7	8	<b>1'35.180</b>	22.804	27.488	18.172	26.716	285.9					
3	<b>1'34.617</b>	22.575	27.486	17.994	26.562	290.5	9	<b>1'35.501</b>	22.739	27.741	18.249	26.772	286.6					
4	<b>1'34.149</b>	22.630	27.015	17.990	26.514	288.9	10	<b>1'35.644</b>	22.835	27.602	18.404	26.803	286.6					
5	<b>1'34.797</b>	22.783	27.192	18.132	26.690	287.4	11	1'32.318 P	22.753	27.550	18.373	23.642	285.9					
6	<b>1'34.510</b>	22.549	27.231	18.025	26.705	286.6	12	1'46.169	33.515	27.937	18.150	26.567						
7	1'36.508 *	22.916	27.826	18.481*	27.285*	285.1	13	<b>1'34.055</b>	22.439	27.226	17.996	26.394	292.0					
8	<b>1'34.036</b>	22.570	27.040	17.970	26.456	286.6	14	<b>1'37.857</b>	22.525	27.368	18.126	29.838	292.8					
9	1'57.062 P	23.547	36.510*	25.867*	31.138	288.1	15	1'34.430 *	22.404	27.447*	18.098	26.481	290.5					
10	1'50.550	36.841	28.810	18.344	26.555		16	<b>1'42.169</b>	22.417	28.178	18.146	33.428	288.9					
11	<b>1'34.124</b>	22.571	27.042	18.004	26.507	287.4	17	<b>1'34.361</b>	22.594	27.283	18.015	26.469	288.9					
12	<b>1'42.914</b>	22.614	27.113	18.293	34.894	286.6	18	1'34.789 *	22.585	27.534*	18.098	26.572	290.5					
13	<b>1'35.033</b>	22.692	27.057	18.051	27.233	286.6	<b>18th 71 Dennis FOGGIA</b> Runs=3 Total laps=18 Full laps=13 Valid laps=11											
14	<b>1'46.579</b>	22.803	38.655	18.420	26.701	284.4	1	2'24.536	33.598	29.198	18.264	26.978						
15	<b>1'37.286</b>	22.663	29.730	18.306	26.587	286.6	2	<b>1'35.094</b>	22.570	27.545	18.373	26.606	294.4					
16	<b>1'34.173</b>	22.495	27.132	18.005	26.541	288.9	3	<b>1'35.962</b>	22.989	27.589	18.448	26.936	288.9					
17	<b>1'38.889</b>	22.567	27.332	18.480	30.510	288.9	4	<b>1'34.672</b>	22.603	27.475	18.116	26.478	291.2					
18	1'39.046 *	22.526	31.025*	18.715	26.780	287.4	5	<b>1'36.567</b>	23.454	28.036	18.211	26.866	293.6					
19	<b>1'34.344</b>	22.486	27.175	18.062	26.621	287.4	6	<b>1'35.514</b>	22.822	27.469	18.134	27.089	290.5					
20	<b>1'33.952</b>	22.422	27.047	17.987	26.496	288.1	7	1'35.416 *	22.689	27.519	18.189*	27.019*	285.9					
<b>16th 84 Zonta VD GOORBE</b> Runs=3 Total laps=21 Full laps=16 Valid laps=13							Fieten Olie Racing GP NED											
1	2'04.804	32.913	28.466	18.418	26.928		8	1'31.543 P	22.839	27.525	18.222	22.957	287.4					
2	<b>1'37.497</b>	22.882	28.845	18.385	27.385	288.9	9	1'48.295	32.049	28.442	18.238	29.566						
3	<b>1'34.788</b>	22.568	27.295	18.015	26.910	289.7	10	<b>1'35.755</b>	22.721	27.697	18.198	27.139	289.7					
4	<b>1'34.752</b>	22.573	27.341	18.167	26.671	288.1	11	<b>1'35.789</b>	22.941	27.668	18.304	26.876	286.6					
5	<b>1'42.208</b>	25.240	29.729	18.198	29.041	285.9	12	1'33.543 P	23.017	27.714	19.579	23.233	284.4					
6	1'35.648 *	22.554	27.636	18.264	27.194*	288.1	13	1'46.231	33.840	27.693	18.109	26.589						
7	<b>1'41.259</b>	22.619	27.586	18.984	32.070	285.9	14	<b>1'34.353</b>	22.489	27.282	18.011	26.571	289.7					
8	<b>1'36.691</b>	22.710	28.566	18.347	27.068	282.9	15	<b>1'34.065</b>	22.468	27.244	17.907	26.446	292.8					
9	1'38.013 P	22.570	29.594	19.366*	26.483	285.9	16	1'38.402 *	22.987	30.441*	18.509	26.465	289.7					
10	1'49.372	32.739	28.043	18.570	30.020		17	<b>1'34.413</b>	22.463	27.380	18.102	26.468	290.5					
11	<b>1'40.494</b>	22.618	30.047	18.703	29.126	282.9	18	<b>1'34.622</b>	22.455	27.227	18.156	26.784	289.7					
12	<b>1'36.580</b>	22.482	27.573	17.972	28.553	285.1	<b>19th 13 Celestino VIETTI</b> Runs=3 Total laps=18 Full laps=13 Valid laps=10											
13	<b>1'37.320</b>	22.547	27.647	18.119	29.007	284.4	1	2'36.801	33.242	28.617	18.750	30.228						
14	<b>1'34.865</b>	22.608	27.449	18.146	26.662	283.6	2	<b>1'34.547</b>	22.811	27.268	18.121	26.347	291.2					
15	<b>1'34.902</b>	22.624	27.482	18.053	26.743	285.1	3	<b>1'38.121</b>	22.896	30.540	18.221	26.464	294.4					
16	1'37.952 P	25.089	29.573	19.092	24.198	282.9	4	<b>1'35.147</b>	22.834	27.361	18.180	26.772	292.8					
17	1'47.468	32.991	28.442	18.385	27.650		5	<b>1'34.753</b>	22.788	27.310	18.115	26.540	288.9					
18	<b>1'33.965</b>	22.349	27.169	17.973	26.474	285.1	6	<b>1'35.011</b>	22.768	27.420	18.144	26.679	286.6					
19	1'37.194 *	22.456	29.568*	18.301	26.869	284.4	7	1'34.305 *	22.770	27.236	17.967*	26.332*	286.6					
20	<b>1'34.560</b>	22.376	27.358	18.065	26.761	284.4	8	<b>1'34.503</b>	22.709	27.235	18.019	26.540	287.4					
21	1'39.020 *	22.423	29.872*	18.832	27.893	282.9	9	1'31.995 P	22.651	27.456*	19.922*	21.966	287.4					
<b>17th 52 Jeremy ALCOBA</b> Runs=3 Total laps=18 Full laps=13 Valid laps=11							QJMOTOR Gresini M SPA											
1	2'35.507	34.006	28.309	18.472	27.579		10	1'47.602	33.814	28.154	18.528	27.106						
2	<b>1'35.588</b>	22.893	27.641	18.242	26.812	288.1	11	<b>1'34.986</b>	22.821	27.436	18.163	26.566	285.1					
3	<b>1'35.190</b>	22.839	27.489	18.181	26.681	288.9	12	<b>1'34.625</b>	22.609	27.417	18.003	26.596	285.9					
4	<b>1'35.006</b>	22.618	27.542	18.084	26.762	287.4	13	1'30.138 P	22.679	27.394	18.129	21.936	285.9					
5	<b>1'35.308</b>	22.699	27.681	18.180	26.748	285.9	14	1'45.641	32.908	27.777	18.396	26.560						
<b>Fastest Lap:</b> Fermín ALDEGUER Beta Tools SpeedUp SPA <b>1'32.548</b> 22.058 26.884 17.499 26.107							15 1'34.401 *							22.604	27.331*	18.083	26.383	284.4
							16 <b>1'34.114</b>							22.579	27.192	18.014	26.329	286.6
							17 <b>1'35.531</b>							22.443	27.351	17.967	27.770	287.4
							18 1'34.562 *							22.677	27.324*	18.060	26.501	286.6

These data/results cannot be reproduced, stored and/or transmitted in whole or in part by any manner of electronic, mechanical, photocopying, recording, broadcasting or otherwise now known or herein after developed without the previous express consent by the copyright owner, except for reproduction in daily press and regular printed publications on sale to the public within 60 days of the event related to those data/results and always provided that copyright symbol appears together as follows below.  
© DORNA, 2023

# Practice Nr. 2

# Moto2

Lap	Lap Time	T1	T2	T3	T4	Speed	Lap	Lap Time	T1	T2	T3	T4	Speed			
<b>20th</b>	<b>75</b>	<b>Albert ARENAS</b>				Red Bull KTM Ajo	SPA	10	1'47.178	34.163	27.790	18.368	26.857			
		Runs=3	Total laps=20	Full laps=15	Valid laps=12		11	<b>1'35.679</b>	22.845	27.665	18.294	26.875	280.7			
1	2'23.771	38.382	28.711	18.951	27.084		12	<b>1'35.589</b>	22.978	27.576	18.229	26.806	279.2			
2	<b>1'36.179</b>	22.762	27.762	18.657	26.998	288.1	13	1'34.576	P 22.821	29.174	19.413	23.168	281.4			
3	<b>1'35.324</b>	22.808	27.588	18.319	26.609	289.7	14	1'54.691	34.632	29.156	19.462	31.441				
4	<b>1'34.790</b>	22.692	27.451	18.155	26.492	288.9	15	<b>1'34.320</b>	22.556	27.486	17.885	26.393	283.6			
5	<b>1'36.138</b>	22.956	28.013	18.325	26.844	287.4	16	1'34.295	22.542	27.420	17.996	26.337	285.9			
6	<b>1'35.104</b>	22.699	27.495	18.232	26.678	288.9	17	<b>1'34.898</b>	22.515	27.459	17.922	27.002	286.6			
7	1'35.157	*	22.684	27.603	18.126*	26.744*	285.9	18	<b>1'35.202</b>	22.488	28.180	18.009	26.525	287.4		
8	<b>1'35.105</b>	22.684	27.508	18.217	26.696	286.6	19	1'38.109	*	22.750	29.350*	18.578	27.431	282.1		
9	1'32.696	P	22.567	27.492	18.211*	24.426	288.1	20	<b>1'34.545</b>	22.430	27.476	17.982	26.657	286.6		
10	1'54.286	40.010	28.656	18.747	26.873		21	<b>1'34.828</b>	22.534	27.357	18.192	26.745	284.4			
11	<b>1'34.964</b>	22.655	27.454	18.243	26.612	285.9	<b>23rd 12 Filip SALAC</b>						QJMOTOR Gresini M CZE			
12	<b>1'34.739</b>	22.613	27.540	18.143	26.443	286.6	Runs=3	Total laps=20	Full laps=15	Valid laps=12						
13	1'32.704	P	22.830	27.358	18.452	24.064	291.2	1	2'24.361	33.863	29.012	18.406	27.036			
14	1'45.906	33.274	28.001	18.158	26.473		2	<b>1'35.222</b>	22.464	27.603	18.334	26.821	291.2			
15	1'34.185	22.477	27.286	18.026	26.396	290.5	3	<b>1'35.254</b>	22.603	27.626	18.181	26.844	288.9			
16	<b>1'38.930</b>	22.550	30.622	18.286	27.472	292.0	4	<b>1'35.176</b>	22.623	27.580	18.148	26.825	286.6			
17	1'34.721	*	22.498	27.538*	18.144	26.541	290.5	5	<b>1'35.078</b>	22.542	27.615	18.152	26.769	289.7		
18	<b>1'34.742</b>	22.446	27.433	18.238	26.625	290.5	6	<b>1'38.014</b>	22.710	29.957	18.153	27.194	286.6			
19	<b>1'40.230</b>	22.697	30.971	19.770	26.792	289.7	7	1'35.017	*	22.480	27.456	18.186*	26.895*	288.1		
20	1'35.413	*	22.551	27.720*	18.193	26.949	288.9	8	<b>1'36.126</b>	22.610	27.651	18.549	27.316	288.1		
<b>21st 3 Lukas TULOVIC</b>							Liqui Moly Husqvarna	GER	9	1'35.617	P	22.552	27.626	19.682*	25.757	286.6
		Runs=2	Total laps=19	Full laps=16	Valid laps=15		10	1'48.654	34.886	28.417	18.353	26.998				
1	1'52.964	33.865	29.022	18.753	27.082		11	<b>1'35.421</b>	22.429	27.510	18.106	27.376	291.2			
2	<b>1'35.522</b>	22.745	27.860	18.268	26.649	284.4	12	<b>1'35.079</b>	22.358	27.406	18.116	27.199	289.7			
3	<b>1'35.062</b>	22.712	27.488	18.190	26.672	292.0	13	1'34.427	22.450	27.294	18.022	26.661	288.9			
4	<b>1'35.054</b>	22.629	27.420	18.075	26.930	289.7	14	1'37.967	P	22.576	27.675	18.700	29.016	288.9		
5	<b>1'34.985</b>	22.541	27.438	18.256	26.750	288.1	15	1'53.978	37.039	29.979	19.283	27.677				
6	<b>1'35.207</b>	22.652	27.574	18.256	26.725	288.9	16	<b>1'36.080</b>	22.714	27.642	18.351	27.373	286.6			
7	<b>1'34.604</b>	22.607	27.340	18.071	26.586	286.6	17	<b>1'50.962</b>	22.748	30.195	21.920	36.099	285.9			
8	<b>1'35.095</b>	22.665	27.381	18.108	26.941	288.1	18	1'49.877	*	22.520	29.223*	21.611	36.523	286.6		
9	1'30.875	P	22.635	27.489	18.864	21.887	288.1	19	<b>1'35.868</b>	22.574	28.124	18.279	26.891	287.4		
10	1'46.317	33.634	27.917	18.217	26.549		20	1'38.493	*	22.555	28.902*	19.064	27.972	287.4		
11	1'34.280	22.357	27.298	18.107	26.518	288.9	<b>24th 23 Taiga HADA</b>						Pertamina Mandalika JPN			
12	<b>1'38.133</b>	22.617	28.990	19.359	27.167	286.6	Runs=2	Total laps=23	Full laps=20	Valid laps=18						
13	<b>1'38.990</b>	22.791	29.142	18.539	28.518	289.7	1	2'02.072	34.764	29.496	19.026	27.217				
14	<b>1'38.938</b>	22.623	30.371	18.585	27.359	285.1	2	<b>1'36.200</b>	23.087	27.805	18.292	27.016	288.1			
15	<b>1'35.218</b>	22.583	27.585	18.341	26.709	285.1	3	<b>1'35.660</b>	22.882	27.672	18.336	26.770	288.1			
16	<b>1'34.951</b>	22.789	27.437	18.071	26.654	288.9	4	<b>1'36.244</b>	22.974	27.699	18.540	27.031	288.9			
17	1'35.503	*	22.505	27.995*	18.260	26.743	286.6	5	<b>1'36.193</b>	23.026	27.699	18.417	27.051	285.9		
18	<b>1'34.999</b>	22.469	27.591	18.257	26.682	285.9	6	<b>1'36.249</b>	23.017	27.826	18.413	26.993	285.9			
19	<b>1'35.739</b>	22.455	27.546	18.113	27.625	286.6	7	<b>1'37.092</b>	23.199	28.139	18.565	27.189	282.9			
<b>22nd 7 Barry BALTUS</b>							Fieten Olie Racing GP	BEL	8	1'32.873	P	23.440	27.763	18.425	23.245	277.1
		Runs=3	Total laps=21	Full laps=16	Valid laps=15		9	1'49.401	33.922	28.122	20.728	26.629				
1	2'13.884	32.302	27.927	18.302	26.671		10	<b>1'34.581</b>	22.674	27.372	18.007	26.528	286.6			
2	<b>1'34.564</b>	22.531	27.400	18.009	26.624	285.9	11	<b>1'34.800</b>	22.607	27.305	18.121	26.767	287.4			
3	<b>1'34.969</b>	22.776	27.331	18.144	26.718	286.6	12	<b>1'35.214</b>	22.713	27.473	18.243	26.785	282.1			
4	<b>1'35.118</b>	22.737	27.446	18.173	26.762	282.1	13	<b>1'35.852</b>	22.918	27.635	18.392	26.907	285.1			
5	<b>1'35.086</b>	22.691	27.488	18.161	26.746	284.4	14	<b>1'35.992</b>	22.939	27.741	18.456	26.856	282.9			
6	<b>1'35.114</b>	22.654	27.549	18.172	26.739	284.4	15	<b>1'35.695</b>	22.853	27.602	18.352	26.888	283.6			
7	<b>1'42.785</b>	22.745	29.101	18.747	32.192	282.9	16	<b>1'37.818</b>	23.588	28.699	18.833	26.698	282.9			
8	<b>1'35.466</b>	22.605	27.749	18.245	26.867	283.6	17	<b>1'35.401</b>	22.740	27.531	18.250	26.880	287.4			
9	1'34.902	P	22.792	27.495	18.240*	26.375	281.4	18	<b>1'35.326</b>	22.830	27.623	18.168	26.705	286.6		

<b>Fastest Lap:</b>	Fermín ALDEGUER	Beta Tools SpeedUp	SPA	<b>1'32.548</b>	22.058	26.884	17.499	26.107
---------------------	-----------------	--------------------	-----	-----------------	--------	--------	--------	--------

These data/results cannot be reproduced, stored and/or transmitted in whole or in part by any manner of electronic, mechanical, photocopying, recording, broadcasting or otherwise now known or herein after developed without the previous express consent by the copyright owner, except for reproduction in daily press and regular printed publications on sale to the public within 60 days of the event related to those data/results and always provided that copyright symbol appears together as follows below.  
© DORNA, 2023





## Practice Nr. 2

## Moto2

Lap	Lap Time	T1	T2	T3	T4	Speed	Lap	Lap Time	T1	T2	T3	T4	Speed					
19	1'38.859	23.102	27.904	18.171	29.682	286.6	3	1'34.950	22.669	27.561	18.105	26.615	293.6					
20	1'34.961 *	22.526	27.526*	18.187	26.722	288.9	4	1'39.576	22.652	31.728	18.311	26.885	290.5					
21	1'35.564	22.743	27.836	18.281	26.704	285.9	5	1'35.973	22.617	27.738	18.076	27.542	292.0					
22	1'35.370	22.611	27.474	18.346	26.939	286.6	6	1'35.060	22.724	27.552	18.030	26.754	291.2					
23	1'36.923 *	23.040	28.300*	18.473	27.110	282.1	7	1'47.466 P	28.109	30.944	20.467*	27.946	289.7					
<b>25th 33 Rory SKINNER</b> OnlyFans American R GBR Runs=2 Total laps=23 Full laps=20 Valid laps=19							8	1'57.718	38.171	32.120	19.372	28.055						
1	2'00.408	34.560	28.779	18.898	26.981		9	1'38.356	24.058	28.480	18.732	27.086	287.4					
2	1'35.569	23.130	27.658	18.122	26.659	285.1	10	1'35.451	22.879	27.709	18.156	26.707	285.9					
3	1'35.563	22.742	27.484	18.070	27.267	288.1	11	1'42.776	25.032	30.188	18.268	29.288	286.6					
4	1'35.668	23.153	27.559	18.317	26.639	288.9	12	1'35.200	22.710	27.601	18.011	26.878	288.9					
5	1'35.025	22.827	27.433	18.136	26.629	285.1	13	1'34.945	22.562	27.616	18.056	26.711	289.7					
6	1'34.587	22.629	27.304	18.023	26.631	284.4	14	1'36.430 P	24.438	30.955	18.192	22.845	287.4					
7	1'35.720	22.736	27.528	18.308	27.148	283.6	15	1'55.810	40.100	29.034	19.413	27.263						
8	1'31.873 P	22.983	27.517	18.101	23.272	282.9	16	1'35.760	22.567	27.910	18.283	27.000	289.7					
9	1'54.184	39.171	29.520	18.476	27.017		17	1'35.570 *	22.661	27.826*	18.238	26.845	288.9					
10	1'35.377	22.983	27.677	18.138	26.579	286.6	<b>28th 67 Alberto SURRA</b> Forward Team ITA Runs=3 Total laps=14 Full laps=9 Valid laps=9											
11	1'35.147	22.667	27.616	18.194	26.670	288.9	1	2'05.190	32.991	28.879	18.362	26.569						
12	1'35.328	22.775	27.620	18.074	26.859	290.5	2	1'35.317	22.859	27.722	18.185	26.551	292.0					
13	1'35.688	22.628	27.717	18.267	27.076	287.4	3	1'33.506 P	22.749	27.650	18.179	24.928	288.1					
14	1'38.970	22.917	27.684	18.313	30.056	285.1	4	1'45.988	33.298	27.662	18.161	26.867						
15	1'36.055	22.896	27.505	18.463	27.191	286.6	5	1'32.731 P	22.751	27.543	18.275	24.162	282.1					
16	1'42.035	22.746	27.499	18.614	33.176	284.4	6	1'48.964	35.697	28.217	18.311	26.739						
17	1'42.730	22.975	31.457	20.981	27.317	282.9	7	1'35.420	22.710	27.755	18.306	26.649	285.9					
18	1'35.900	22.749	27.603	18.496	27.052	286.6	8	1'38.618	22.741	30.923	18.250	26.704	285.1					
19	1'40.938	22.818	31.819	19.250	27.051	286.6	9	1'40.379	24.441	30.819	18.198	26.921	286.6					
20	1'35.529	22.681	27.562	18.230	27.056	285.1	10	1'42.501	22.769	27.629	18.224	33.879	282.1					
21	1'35.143	22.582	27.587	18.204	26.770	288.9	11	1'34.966	22.610	27.470	18.205	26.681	287.4					
22	1'34.755	22.620	27.363	18.099	26.673	285.9	12	1'40.113	22.651	31.511	18.367	27.584	288.1					
23	1'34.902 *	22.578	27.585*	18.168	26.571	285.1	13	1'39.873	22.499	30.034	20.627	26.713	286.6					
<b>26th 64 Bo BENDSNEYDER</b> Pertamina Mandalika NED Runs=3 Total laps=17 Full laps=12 Valid laps=11							14	1'35.253	22.552	27.648	18.227	26.826	287.4					
1	2'46.336	33.299	28.141	18.604	26.718		<b>29th 5 Kohta NOZANE</b> Correos Prepagos Yam JPN Runs=3 Total laps=19 Full laps=14 Valid laps=13											
2	1'36.774	22.917	29.096	18.137	26.624	287.4	1	2'00.501	35.619	29.566	18.642	26.865						
3	1'35.036	22.697	27.598	18.148	26.593	286.6	2	1'35.528	23.185	27.681	18.118	26.544	286.6					
4	1'35.113	22.674	27.393	18.261	26.785	285.9	3	1'35.324	22.907	27.607	18.056	26.754	286.6					
5	1'35.097	22.756	27.482	18.145	26.714	283.6	4	1'47.543	26.149	31.362	23.226	26.806	282.1					
6	1'38.918 P	23.489	28.747	20.216	26.466	281.4	5	1'36.038	22.981	27.512	18.205	27.340	284.4					
7	1'51.449	37.715	28.329	18.589	26.816		6	1'35.640	22.941	27.659	18.262	26.778	285.1					
8	1'35.035	22.823	27.414	18.177	26.621	282.9	7	1'34.785 P	23.025	27.876	18.360	25.524	284.4					
9	1'34.965	22.662	27.415	18.187	26.701	281.4	8	1'49.292	35.247	28.704	18.459	26.882						
10	1'33.082 P	22.704	27.522	18.140	24.716	282.9	9	1'35.784	23.049	27.763	18.169	26.803	280.7					
11	1'48.746	35.685	27.932	18.369	26.760		10	1'36.049	23.055	27.849	18.248	26.897	279.2					
12	1'35.045	22.618	27.363	18.164	26.900	283.6	11	1'39.389	23.160	29.746	18.271	28.212	283.6					
13	1'34.729	22.612	27.270	18.089	26.758	282.1	12	1'38.424 P	23.003	29.050	18.524	27.847	288.1					
14	1'36.316	22.647	27.281	18.128	28.260	282.9	13	2'09.209	40.378	33.001	25.347	30.483						
15	1'39.328 *	22.647	31.491*	18.439	26.751	284.4	14	1'49.624	26.167	38.037	18.535	26.885	277.8					
16	1'35.004	22.632	27.371	18.178	26.823	282.9	15	1'40.955	22.944	32.317	18.630	27.064	285.9					
17	1'36.776	22.681	27.412	18.189	28.494	281.4	16	1'35.537	22.789	27.529	18.163	27.056	286.6					
<b>27th 17 Alex ESCRIG</b> Forward Team SPA Runs=3 Total laps=17 Full laps=12 Valid laps=11							17	1'35.180	22.756	27.628	18.173	26.623	286.6					
1	2'04.984	34.395	29.194	18.578	28.391		18	1'35.271	22.914	27.556	18.078	26.723	284.4					
2	1'36.181	22.789	28.462	18.243	26.687	289.7	19	1'35.962 *	22.975	27.725*	18.294	26.968	282.1					

**Fastest Lap:** Fermín ALDEGUER Beta Tools SpeedUp SPA 1'32.548 22.058 26.884 17.499 26.107

These data/results cannot be reproduced, stored and/or transmitted in whole or in part by any manner of electronic, mechanical, photocopying, recording, broadcasting or otherwise now known or herein after developed without the previous express consent by the copyright owner, except for reproduction in daily press and regular printed publications on sale to the public within 60 days of the event related to those data/results and always provided that copyright symbol appears together as follows below.  
© DORNA, 2023

## Practice Nr. 2

Moto2

Lap	Lap Time	T1	T2	T3	T4	Speed	Lap	Lap Time	T1	T2	T3	T4	Speed
<b>30th</b>	<b>9</b>	<b>Mattia CASADEI</b>			Fantic Racing		ITA						
		Runs=2	Total laps=22	Full laps=19	Valid laps=17								
1	2'36.792	33.379	28.999	18.553	29.295								
2	<b>1'35.627</b>	23.018	27.707	18.187	26.715	280.0							
3	<b>1'37.487</b>	22.791	29.694	18.263	26.739	290.5							
4	<b>1'35.495</b>	22.738	27.702	18.284	26.771	290.5							
5	<b>1'35.650</b>	22.735	27.735	18.440	26.740	288.1							
6	<b>1'35.538</b>	22.681	27.887	18.243	26.727	289.7							
7	1'39.026 *	23.196	27.839	18.368*	29.623*	287.4							
8	<b>1'35.828</b>	22.830	27.792	18.273	26.933	288.1							
9	1'38.781 P	22.731	27.846*	21.351*	26.853	286.6							
10	1'48.075	34.051	28.539	18.551	26.934								
11	<b>1'36.471</b>	22.967	27.947	18.470	27.087	287.4							
12	<b>1'36.376</b>	22.837	27.917	18.674	26.948	284.4							
13	<b>1'36.162</b>	22.940	27.828	18.388	27.006	283.6							
14	<b>1'36.140</b>	22.930	27.908	18.394	26.908	285.9							
15	<b>1'38.828</b>	22.942	30.714	18.352	26.820	285.1							
16	<b>1'35.692</b>	22.607	27.978	18.274	26.833	288.1							
17	<b>1'41.567</b>	24.163	30.936	18.241	28.227	283.6							
18	<b>1'35.476</b>	22.780	27.744	18.221	26.731	287.4							
19	<b>1'35.668</b>	22.692	27.652	18.319	27.005	286.6							
20	<b>1'38.743</b>	22.768	27.835	19.684	28.456	284.4							
21	<b>1'38.307</b>	22.540	30.499	18.387	26.881	289.7							
22	1'35.411 *	22.691	27.789*	18.106	26.825	287.4							

<b>Fastest Lap:</b>	Fermín ALDEGUER	Beta Tools SpeedUp	SPA	<b>1'32.548</b>	22.058	26.884	17.499	26.107
---------------------	-----------------	--------------------	-----	-----------------	--------	--------	--------	--------

These data/results cannot be reproduced, stored and/or transmitted in whole or in part by any manner of electronic, mechanical, photocopying, recording, broadcasting or otherwise now known or herein after developed without the previous express consent by the copyright owner, except for reproduction in daily press and regular printed publications on sale to the public within 60 days of the event related to those data/results and always provided that copyright symbol appears together as follows below.

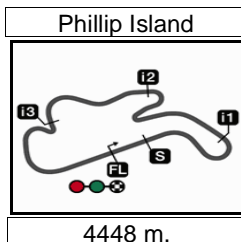
© DORNA, 2023

Official MotoGP Timing by TISSOT  
www.motogp.com

Phillip Island, Friday, October 20, 2023

Page 7 of 7



Results and timing service provided by **TISSOT**

**Moto2™**

**MotoGP™ GURU BY GRYFYN AUSTRALIAN MOTORCYCLE GR**

**Practice Nr. 2**

**Best Partial Times**

*IT* Ideal Lap Time, sum of the best partial times

*BT* Best Lap Time


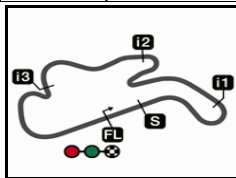
<b>T1</b>		<b>T2</b>		<b>T3</b>		<b>T4</b>				<i>IT</i>	<i>BT</i>	
<i>Pos</i>	<i>Rider</i>	<i>Time</i>	<i>Rider</i>	<i>Time</i>	<i>Rider</i>	<i>Time</i>	<i>Rider</i>	<i>Time</i>	<i>Pos</i>	<i>Rider</i>		
1	A.CANET	21.908	A.CANET	26.850	F.ALDEGUER	17.499	A.CANET	25.887	1	A.CANET	1'32.422	1'32.686 (2)
2	F.ALDEGUER	<b>22.058</b>	P.ACOSTA	<b>26.876</b>	M.GONZALEZ	<b>17.727</b>	F.ALDEGUER	<b>26.079</b>	2	F.ALDEGUER	1'32.520	1'32.548 (1)
3	J.ROBERTS	22.085	F.ALDEGUER	26.884	D.BINDER	17.731	P.ACOSTA	26.121	3	P.ACOSTA	1'32.931	1'33.144 (4)
4	M.GONZALEZ	<b>22.160</b>	J.DIXON	<b>26.953</b>	J.DIXON	<b>17.731</b>	M.GONZALEZ	<b>26.128</b>	4	M.GONZALEZ	1'33.046	1'33.180 (5)
5	P.ACOSTA	22.178	A.OGURA	27.015	S.CHANTRA	17.738	J.DIXON	26.170	5	J.DIXON	1'33.081	1'33.098 (3)
6	J.DIXON	<b>22.227</b>	S.CHANTRA	<b>27.030</b>	I.GUEVARA	<b>17.741</b>	M.RAMIREZ	<b>26.195</b>	6	J.ROBERTS	1'33.192	1'33.335 (6)
7	S.GARCIA	22.238	M.GONZALEZ	27.031	P.ACOSTA	17.756	J.ROBERTS	26.206	7	S.LOWES	1'33.318	1'33.574 (10)
8	T.ARBOLINO	<b>22.238</b>	S.LOWES	<b>27.038</b>	A.CANET	<b>17.777</b>	S.LOWES	<b>26.214</b>	8	S.CHANTRA	1'33.326	1'33.450 (7)
9	S.LOWES	22.275	A.LOPEZ	27.042	A.LOPEZ	17.788	S.GARCIA	26.226	9	S.GARCIA	1'33.354	1'33.472 (8)
10	A.LOPEZ	<b>22.294</b>	S.GARCIA	<b>27.055</b>	S.LOWES	<b>17.791</b>	S.CHANTRA	<b>26.243</b>	10	A.LOPEZ	1'33.514	1'33.553 (9)
11	S.CHANTRA	22.315	M.RAMIREZ	27.074	J.ROBERTS	17.801	I.GUEVARA	26.328	11	M.RAMIREZ	1'33.580	1'33.793 (13)
12	D.BINDER	<b>22.321</b>	J.ROBERTS	<b>27.100</b>	S.GARCIA	<b>17.835</b>	C.VIETTI	<b>26.329</b>	12	T.ARBOLINO	1'33.596	1'33.749 (12)
13	Z.VD GOORBER	22.349	T.ARBOLINO	27.107	T.ARBOLINO	17.884	B.BALTUS	26.337	13	I.GUEVARA	1'33.616	1'33.696 (11)
14	L.TULOVIC	<b>22.357</b>	I.GUEVARA	<b>27.148</b>	B.BALTUS	<b>17.885</b>	T.ARBOLINO	<b>26.367</b>	14	D.BINDER	1'33.672	1'33.910 (14)
15	F.SALAC	22.358	Z.VD GOORBER	27.169	M.RAMIREZ	17.897	A.LOPEZ	26.390	15	A.OGURA	1'33.863	1'33.952 (15)
16	I.GUEVARA	<b>22.399</b>	C.VIETTI	<b>27.192</b>	D.FOGGIA	<b>17.907</b>	J.ALCOBA	<b>26.394</b>	16	C.VIETTI	1'33.931	1'34.114 (19)
17	J.ALCOBA	22.404	D.BINDER	27.224	C.VIETTI	17.967	D.BINDER	26.396	17	Z.VD GOORBE	1'33.964	1'33.965 (16)
18	M.RAMIREZ	<b>22.414</b>	J.ALCOBA	<b>27.226</b>	A.OGURA	<b>17.970</b>	A.ARENAS	<b>26.396</b>	18	B.BALTUS	1'33.983	1'34.295 (22)
19	A.OGURA	22.422	D.FOGGIA	27.227	Z.VD GOORBER	17.972	D.FOGGIA	26.446	19	J.ALCOBA	1'34.020	1'34.055 (17)
20	B.BALTUS	<b>22.430</b>	B.BENDSNEYDE	<b>27.270</b>	J.ALCOBA	<b>17.996</b>	A.OGURA	<b>26.456</b>	20	D.FOGGIA	1'34.035	1'34.065 (18)
21	C.VIETTI	22.443	A.ARENAS	27.286	T.HADA	18.007	Z.VD GOORBER	26.474	21	A.ARENAS	1'34.154	1'34.185 (20)
22	A.ARENAS	<b>22.446</b>	F.SALAC	<b>27.294</b>	A.ESCRIG	<b>18.011</b>	L.TULOVIC	<b>26.518</b>	22	L.TULOVIC	1'34.244	1'34.280 (21)
23	D.FOGGIA	22.455	L.TULOVIC	27.298	F.SALAC	18.022	T.HADA	26.528	23	F.SALAC	1'34.335	1'34.427 (23)
24	A.SURRA	<b>22.499</b>	R.SKINNER	<b>27.304</b>	R.SKINNER	<b>18.023</b>	K.NOZANE	<b>26.544</b>	24	T.HADA	1'34.366	1'34.581 (24)

These data/results cannot be reproduced, stored and/or transmitted in whole or in part by any manner of electronic, mechanical, photocopying, recording, broadcasting or otherwise now known or herein after developed without the previous express consent by the copyright owner, except for reproduction in daily press and regular printed publications on sale to the public within 60 days of the event related to those data/results and always provided that copyright symbol appears together as follows below.  
© DORNA, 2023

Official MotoGP Timing by **TISSOT**  
www.motogp.com



Phillip Island

Results and timing service provided by  TISSOT

4448 m.

MotoGP™ GURU BY GRYFYN AUSTRALIAN MOTORCYCLE GR

Practice Nr. 2

Best Partial Times

Moto2™

IT Ideal Lap Time, sum of the best partial times

BT Best Lap Time

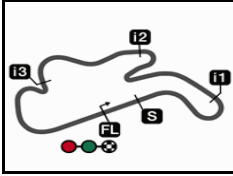

		<b>T1</b>		<b>T2</b>		<b>T3</b>		<b>T4</b>					
Pos	Rider	Time	Rider	Time	Rider	Time	Rider	Time	Pos	Rider	IT	BT	
25	T.HADA	22.526	T.HADA	27.305	A.ARENAS	18.026	A.SURRA	26.551	25	<b>R.SKINNER</b>	1'34.476	1'34.587	(25)
26	<b>M.CASADEI</b>	<b>22.540</b>	<b>B.BALTUS</b>	<b>27.331</b>	<b>K.NOZANE</b>	<b>18.056</b>	<b>R.SKINNER</b>	<b>26.571</b>	26	<b>B.BENDSNEY</b>	1'34.564	1'34.729	(26)
27	A.ESCRIG	22.562	A.SURRA	27.470	L.TULOVIC	18.071	B.BENDSNEYDE	26.593	27	<b>A.SURRA</b>	1'34.681	1'34.966	(28)
28	<b>R.SKINNER</b>	<b>22.578</b>	<b>K.NOZANE</b>	<b>27.512</b>	<b>B.BENDSNEYDE</b>	<b>18.089</b>	<b>A.ESCRIG</b>	<b>26.615</b>	28	<b>A.ESCRIG</b>	1'34.740	1'34.945	(27)
29	B.BENDSNEYDE	22.612	A.ESCRIG	27.552	M.CASADEI	18.106	F.SALAC	26.661	29	<b>K.NOZANE</b>	1'34.868	1'35.180	(29)
30	<b>K.NOZANE</b>	<b>22.756</b>	<b>M.CASADEI</b>	<b>27.652</b>	<b>A.SURRA</b>	<b>18.161</b>	<b>M.CASADEI</b>	<b>26.715</b>	30	<b>M.CASADEI</b>	1'35.013	1'35.476	(30)

These data/results cannot be reproduced, stored and/or transmitted in whole or in part by any manner of electronic, mechanical, photocopying, recording, broadcasting or otherwise now known or herein after developed without the previous express consent by the copyright owner, except for reproduction in daily press and regular printed publications on sale to the public within 60 days of the event related to those data/results and always provided that copyright symbol appears together as follows below.  
© DORNA, 2023

Official MotoGP Timing by TISSOT  
www.motogp.com




Phillip Island

Results and timing service provided by 

4448 m.

**Moto2™****MotoGP™ GURU BY GRYFYN AUSTRALIAN MOTORCYCLE GR****Practice Nr. 2****Fastest Laps Sequence**

<i>Practice Time</i>	 <i>Rider</i>	<i>Nation</i>	<i>Motorcycle</i>	<i>Time</i>	<i>Km/h</i>	<i>Rider's Lap</i>
<b>3'21.345</b>	21 <b>Alonso LOPEZ</b>	SPA	BOSCOSCURO	<b>1'34.651</b>	169.1	2
<b>3'27.127</b>	54 <b>Fermín ALDEGUER</b>	SPA	BOSCOSCURO	<b>1'33.201</b>	171.8	2
<b>9'41.541</b>	54 <b>Fermín ALDEGUER</b>	SPA	BOSCOSCURO	<b>1'33.079</b>	172.0	6
<b>26'30.244</b>	54 <b>Fermín ALDEGUER</b>	SPA	BOSCOSCURO	<b>1'32.778</b>	172.5	12
<b>37'47.835</b>	54 <b>Fermín ALDEGUER</b>	SPA	BOSCOSCURO	<b>1'32.548</b>	173.0	16

These data/results cannot be reproduced, stored and/or transmitted in whole or in part by any manner of electronic, mechanical, photocopying, recording, broadcasting or otherwise now known or herein after developed without the previous express consent by the copyright owner, except for reproduction in daily press and regular printed publications on sale to the public within 60 days of the event related to those data/results and always provided that copyright symbol appears together as follows below.

© DORNA, 2023

Official MotoGP Timing by TISSOT  
www.motogp.com

Phillip Island, Friday, October 20, 2023