

4448 m.



	Rider	Nation	Team	Motorcycle	Time	Lap Total	Gap	Top Speed
1	54 <b>Fermín ALDEGUER</b>	SPA	Beta Tools SpeedUp	BOSCOSCURO	<b>1'32.128</b>	14 16		<b>289.7</b>
2	16 <b>Joe ROBERTS</b>	USA	Italtrans Racing Team	KALEX	<b>1'32.578</b>	14 14	0.450 0.450	<b>288.1</b>
3	11 <b>Sergio GARCIA</b>	SPA	Pons Wegow Los40	KALEX	<b>1'32.708</b>	10 14	0.580 0.130	<b>296.0</b>
4	37 <b>Pedro ACOSTA</b>	SPA	Red Bull KTM Ajo	KALEX	<b>1'32.825</b>	10 14	0.697 0.117	<b>296.0</b>
5	14 <b>Tony ARBOLINO</b>	ITA	Elf Marc VDS Racing Team	KALEX	<b>1'32.979</b>	13 14	0.851 0.154	<b>292.0</b>
6	22 <b>Sam LOWES</b>	GBR	Elf Marc VDS Racing Team	KALEX	<b>1'32.991</b>	10 15	0.863 0.012	<b>291.2</b>
7	40 <b>Aron CANET</b>	SPA	Pons Wegow Los40	KALEX	<b>1'33.035</b>	12 13	0.907 0.044	<b>288.9</b>
8	75 <b>Albert ARENAS</b>	SPA	Red Bull KTM Ajo	KALEX	<b>1'33.234</b>	11 13	1.106 0.199	<b>294.4</b>
9	18 <b>Manuel GONZALEZ</b>	SPA	Correos Prepago Yamaha VR46 T	KALEX	<b>1'33.275</b>	4 15	1.147 0.041	<b>295.2</b>
10	24 <b>Marcos RAMIREZ</b>	SPA	OnlyFans American Racing	KALEX	<b>1'33.286</b>	13 14	1.158 0.011	<b>295.2</b>
11	96 <b>Jake DIXON</b>	GBR	Inde GASGAS Aspar Team	KALEX	<b>1'33.295</b>	12 13	1.167 0.009	<b>289.7</b>
12	21 <b>Alonso LOPEZ</b>	SPA	Beta Tools SpeedUp	BOSCOSCURO	<b>1'33.413</b>	13 14	1.285 0.118	<b>295.2</b>
13	15 <b>Darryn BINDER</b>	RSA	Liqui Moly Husqvarna Intact GP	KALEX	<b>1'33.456</b>	11 14	1.328 0.043	<b>297.6</b>
14	7 <b>Barry BALTUS</b>	BEL	Fieten Olie Racing GP	KALEX	<b>1'33.514</b>	10 14	1.386 0.058	<b>292.8</b>
15	84 <b>Zonta VD GOORBERGH</b>	NED	Fieten Olie Racing GP	KALEX	<b>1'33.585</b>	11 15	1.457 0.071	<b>294.4</b>
16	52 <b>Jeremy ALCOBA</b>	SPA	QJMOTOR Gresini Moto2	KALEX	<b>1'33.592</b>	13 16	1.464 0.007	<b>298.5</b>
17	79 <b>Ai OGURA</b>	JPN	IDEMITSU Honda Team Asia	KALEX	<b>1'33.631</b>	13 14	1.503 0.039	<b>293.6</b>
18	3 <b>Lukas TULOVIC</b>	GER	Liqui Moly Husqvarna Intact GP	KALEX	<b>1'33.827</b>	10 13	1.699 0.196	<b>290.5</b>
19	13 <b>Celestino VIETTI</b>	ITA	Fantic Racing	KALEX	<b>1'33.972</b>	16 16	1.844 0.145	<b>290.5</b>
20	33 <b>Rory SKINNER</b>	GBR	OnlyFans American Racing	KALEX	<b>1'34.086</b>	12 15	1.958 0.114	<b>292.0</b>
21	71 <b>Dennis FOGGIA</b>	ITA	Italtrans Racing Team	KALEX	<b>1'34.097</b>	10 14	1.969 0.011	<b>296.0</b>
22	23 <b>Taiga HADA</b>	JPN	Pertamina Mandalika SAG Team	KALEX	<b>1'34.347</b>	11 14	2.219 0.250	<b>294.4</b>
23	28 <b>Izan GUEVARA</b>	SPA	Inde GASGAS Aspar Team	KALEX	<b>1'34.381</b>	11 14	2.253 0.034	<b>298.5</b>
24	12 <b>Filip SALAC</b>	CZE	QJMOTOR Gresini Moto2	KALEX	<b>1'34.387</b>	13 15	2.259 0.006	<b>293.6</b>
25	64 <b>Bo BENDSNEYDER</b>	NED	Pertamina Mandalika SAG Team	KALEX	<b>1'34.605</b>	8 14	2.477 0.218	<b>288.1</b>
26	67 <b>Alberto SURRA</b>	ITA	Forward Team	FORWARD	<b>1'34.659</b>	12 14	2.531 0.054	<b>293.6</b>
27	9 <b>Mattia CASADEI</b>	ITA	Fantic Racing	KALEX	<b>1'34.809</b>	18 19	2.681 0.150	<b>290.5</b>
28	17 <b>Alex ESCRIG</b>	SPA	Forward Team	FORWARD	<b>1'34.999</b>	11 13	2.871 0.190	<b>293.6</b>
29	35 <b>Somkiat CHANTRA</b>	THA	IDEMITSU Honda Team Asia	KALEX	<b>1'35.016</b>	7 9	2.888 0.017	<b>288.9</b>
30	5 <b>Kohta NOZANE</b>	JPN	Correos Prepago Yamaha VR46 T	KALEX	<b>1'35.480</b>	8 14	3.352 0.464	<b>288.9</b>

Practice condition: Dry

Air: 18°

Humidity: 68%

Ground: 19°

<b>Fastest Lap:</b>	Lap: 14	<b>Fermín ALDEGUER</b>	<b>1'32.128</b>	173.8 Km/h
<b>Best Race Lap:</b>	2019	<b>Thomas LUTHI</b>	<b>1'32.609</b>	172.9 Km/h
<b>All Time Lap Record:</b>	2023	<b>Fermín ALDEGUER</b>	<b>1'32.128</b>	173.8 Km/h

The results are provisional until the end of the limit for protest and appeals.

Time limit for protest expires 60' after publication of the results - ..... Time: .....

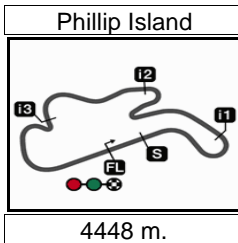
These data/results cannot be reproduced, stored and/or transmitted in whole or in part by any manner of electronic, mechanical, photocopying, recording, broadcasting or otherwise now known or herein after developed without the previous express consent by the copyright owner, except for reproduction in daily press and regular printed publications on sale to the public within 60 days of the event related to those data/results and always provided that copyright symbol appears together as follows below.

© DORNA, 2023

Official MotoGP Timing by TISSOT  
www.motogp.com

Phillip Island, Saturday, October 21, 2023





Results and timing service provided by **TISSOT**

**Moto2™**

**MotoGP™ GURU BY GRYFYN AUSTRALIAN MOTORCYCLE GR**  
**Practice Nr. 3**  
**Combined Practice Times**

**11**

Rider	Nation	Team	MOTORCYCLE	P1	P2	P3	Gap
1 54 <b>F.ALDEGUER</b>		SPA Beta Tools SpeedUp	BOSCOSCURO	1'32.794 15	1'32.548 16	<b>1'32.128</b> 14	
2 16 <b>J.ROBERTS</b>	USA	Italtrans Racing Team	KALEX	1'33.572 17	1'33.335 14	<b>1'32.578</b> 14	0.450 0.450
3 40 <b>A.CANET</b>	SPA	Pons Wegow Los40	KALEX	1'33.238 17	<b>1'32.686</b> 16	1'33.035 12	0.558 0.108
4 11 <b>S.GARCIA</b>	SPA	Pons Wegow Los40	KALEX	1'34.838 19	1'33.472 19	<b>1'32.708</b> 10	0.580 0.022
5 37 <b>P.ACOSTA</b>	SPA	Red Bull KTM Ajo	KALEX	1'33.003 16	1'33.144 16	<b>1'32.825</b> 10	0.697 0.117
6 14 <b>T.ARBOLINO</b>	ITA	Elf Marc VDS Racing Team	KALEX	1'33.925 16	1'33.749 19	<b>1'32.979</b> 13	0.851 0.154
7 22 <b>S.LOWES</b>	GBR	Elf Marc VDS Racing Team	KALEX	1'34.279 16	1'33.574 11	<b>1'32.991</b> 10	0.863 0.012
8 96 <b>J.DIXON</b>	GBR	Inde GASGAS Aspar Team	KALEX	1'33.913 13	<b>1'33.098</b> 14	1'33.295 12	0.970 0.107
9 18 <b>M.GONZALEZ</b>	SPA	Correos Prepago Yamaha VR46 Te	KALEX	1'34.893 17	<b>1'33.180</b> 14	1'33.275 4	1.052 0.082
10 75 <b>A.ARENAS</b>	SPA	Red Bull KTM Ajo	KALEX	1'34.395 19	1'34.185 15	<b>1'33.234</b> 11	1.106 0.054
11 24 <b>M.RAMIREZ</b>	SPA	OnlyFans American Racing	KALEX	1'33.981 16	1'33.793 19	<b>1'33.286</b> 13	1.158 0.052
12 21 <b>A.LOPEZ</b>	SPA	Beta Tools SpeedUp	BOSCOSCURO	1'33.857 17	1'33.553 15	<b>1'33.413</b> 13	1.285 0.127
13 35 <b>S.CHANTRA</b>	THA	IDEMITSU Honda Team Asia	KALEX	1'35.171 5	<b>1'33.450</b> 2	1'35.016 7	1.322 0.037
14 15 <b>D.BINDER</b>	RSA	Liqui Moly Husqvarna Intact GP	KALEX	1'34.552 13	1'33.910 13	<b>1'33.456</b> 11	1.328 0.006
15 7 <b>B.BALTUS</b>	BEL	Fieten Olie Racing GP	KALEX	1'34.200 16	1'34.295 16	<b>1'33.514</b> 10	1.386 0.058
16 84 <b>Z.VD GOORBERG</b>	NED	Fieten Olie Racing GP	KALEX	1'35.054 17	1'33.965 18	<b>1'33.585</b> 11	1.457 0.071
17 52 <b>J.ALCOBA</b>	SPA	QJMOTOR Gresini Moto2	KALEX	1'34.136 21	1'34.055 13	<b>1'33.592</b> 13	1.464 0.007
18 79 <b>A.OGURA</b>	JPN	IDEMITSU Honda Team Asia	KALEX	1'34.492 17	1'33.952 20	<b>1'33.631</b> 13	1.503 0.039
19 28 <b>I.GUEVARA</b>	SPA	Inde GASGAS Aspar Team	KALEX	1'34.273 15	<b>1'33.696</b> 11	1'34.381 11	1.568 0.065
20 3 <b>L.TULOVIC</b>	GER	Liqui Moly Husqvarna Intact GP	KALEX	1'34.954 16	1'34.280 11	<b>1'33.827</b> 10	1.699 0.131
21 64 <b>B.BENDSNEYDE</b>	NED	Pertamina Mandalika SAG Team	KALEX	<b>1'33.865</b> 17	1'34.729 13	1'34.605 8	1.737 0.038
22 13 <b>C.VIETTI</b>	ITA	Fantic Racing	KALEX	1'34.211 14	1'34.114 16	<b>1'33.972</b> 16	1.844 0.107
23 71 <b>D.FOGGIA</b>	ITA	Italtrans Racing Team	KALEX	1'34.542 16	<b>1'34.065</b> 15	1'34.097 10	1.937 0.093
24 33 <b>R.SKINNER</b>	GBR	OnlyFans American Racing	KALEX	1'36.066 17	1'34.587 6	<b>1'34.086</b> 12	1.958 0.021
25 23 <b>T.HADA</b>	JPN	Pertamina Mandalika SAG Team	KALEX	1'35.353 12	1'34.581 10	<b>1'34.347</b> 11	2.219 0.261
26 12 <b>F.SALAC</b>	CZE	QJMOTOR Gresini Moto2	KALEX	1'34.397 12	1'34.427 13	<b>1'34.387</b> 13	2.259 0.040
27 67 <b>A.SURRA</b>	ITA	Forward Team	FORWARD	1'34.712 13	1'34.966 11	<b>1'34.659</b> 12	2.531 0.272
28 9 <b>M.CASADEI</b>	ITA	Fantic Racing	KALEX	1'36.456 19	1'35.476 18	<b>1'34.809</b> 18	2.681 0.150
29 17 <b>A.ESCRIG</b>	SPA	Forward Team	FORWARD	1'35.924 13	<b>1'34.945</b> 13	1'34.999 11	2.817 0.136
30 5 <b>K.NOZANE</b>	JPN	Correos Prepago Yamaha VR46 Te	KALEX	1'37.017 4	<b>1'35.180</b> 17	1'35.480 8	3.052 0.235

<b>Pole Position Record:</b>	2022	<b>Fermin ALDEGUER</b>	<b>1'32.233</b>	173.6 Km/h
<b>Best Race Lap:</b>	2019	<b>Thomas LUTHI</b>	<b>1'32.609</b>	172.9 Km/h
<b>All Time Lap Record:</b>	2023	<b>Fermin ALDEGUER</b>	<b>1'32.128</b>	173.8 Km/h

The results are provisional until the end of the limit for protest and appeals.

Time limit for protest expires 60' after publication of the results - ..... Time: .....

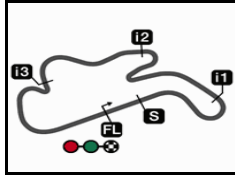
These data/results cannot be reproduced, stored and/or transmitted in whole or in part by any manner of electronic, mechanical, photocopying, recording, broadcasting or otherwise now known or herein after developed without the previous express consent by the copyright owner, except for reproduction in daily press and regular printed publications on sale to the public within 60 days of the event related to those data/results and always provided that copyright symbol appears together as follows below.

© DORNA, 2023

Official MotoGP Timing by **TISSOT**  
www.motogp.com

**Phillip Island, Saturday, October 21, 2023**





4448 m.

# MotoGP™ GURU BY GRYFYN AUSTRALIAN MOTORCYCLE GR

## Practice Nr. 3

### Top Speed & Average

12



Rider	Nation	Motorcycle	Top 5 speeds					Average	Top
28 Izan GUEVARA	SPA	KALEX	298.5	294.4	294.4	293.6	293.6	294.7	298.5
52 Jeremy ALCOBA	SPA	KALEX	298.5	292.8	292.0	292.0	290.5	292.4	298.5
15 Darryn BINDER	RSA	KALEX	297.6	296.0	296.0	296.0	295.2	296.2	297.6
11 Sergio GARCIA	SPA	KALEX	296.0	294.4	294.4	293.6	292.0	294.1	296.0
37 Pedro ACOSTA	SPA	KALEX	296.0	295.2	294.4	294.4	294.4	294.8	296.0
71 Dennis FOGGIA	ITA	KALEX	296.0	293.6	292.8	292.8	292.0	292.7	296.0
18 Manuel GONZALEZ	SPA	KALEX	295.2	294.4	293.6	293.6	290.5	292.6	295.2
21 Alonso LOPEZ	SPA	BOSCOSCURO	295.2	292.0	291.2	291.2	290.5	291.8	295.2
24 Marcos RAMIREZ	SPA	KALEX	295.2	291.2	289.7	288.9	288.9	290.5	295.2
23 Taiga HADA	JPN	KALEX	294.4	292.0	291.2	290.5	290.5	291.5	294.4
75 Albert ARENAS	SPA	KALEX	294.4	294.4	293.6	292.8	291.2	293.3	294.4
84 Zonta VD GOORBERGH	NED	KALEX	294.4	292.8	292.8	290.5	289.7	291.7	294.4
12 Filip SALAC	CZE	KALEX	293.6	292.8	292.0	291.2	291.2	292.0	293.6
17 Alex ESCRIG	SPA	FORWARD	293.6	292.0	291.2	291.2	291.2	291.7	293.6
67 Alberto SURRA	ITA	FORWARD	293.6	292.0	292.0	290.5	289.7	291.6	293.6
79 Ai OGURA	JPN	KALEX	293.6	292.0	291.2	290.5	290.5	291.6	293.6
7 Barry BALTUS	BEL	KALEX	292.8	292.0	291.2	291.2	288.1	290.6	292.8
14 Tony ARBOLINO	ITA	KALEX	292.0	291.2	291.2	291.2	291.2	291.4	292.0
33 Rory SKINNER	GBR	KALEX	292.0	290.5	290.5	289.7	289.7	290.4	292.0
22 Sam LOWES	GBR	KALEX	291.2	289.7	289.7	288.9	288.9	289.7	291.2
3 Lukas TULOVIC	GER	KALEX	290.5	290.5	290.5	289.7	289.7	290.2	290.5
9 Mattia CASADEI	ITA	KALEX	290.5	289.7	288.9	288.9	288.1	289.0	290.5
13 Celestino VIETTI	ITA	KALEX	290.5	290.5	289.7	288.9	287.4	289.1	290.5
54 Fermín ALDEGUER	SPA	BOSCOSCURO	289.7	289.7	289.7	288.9	288.9	289.4	289.7
96 Jake DIXON	GBR	KALEX	289.7	289.7	289.7	288.9	288.9	289.4	289.7
5 Kohta NOZANE	JPN	KALEX	288.9	287.4	286.6	284.4	284.4	286.0	288.9
35 Somkiat CHANTRA	THA	KALEX	288.9	288.1	288.1	288.1	288.1	288.2	288.9
40 Aron CANET	SPA	KALEX	288.9	288.1	287.4	287.4	286.6	287.7	288.9
16 Joe ROBERTS	USA	KALEX	288.1	288.1	288.1	287.4	287.4	287.7	288.1
64 Bo BENDSNEYDER	NED	KALEX	288.1	286.6	286.6	285.9	285.9	286.5	288.1

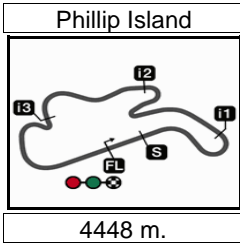
These data/results cannot be reproduced, stored and/or transmitted in whole or in part by any manner of electronic, mechanical, photocopying, recording, broadcasting or otherwise now known or herein after developed without the previous express consent by the copyright owner, except for reproduction in daily press and regular printed publications on sale to the public within 60 days of the event related to those data/results and always provided that copyright symbol appears together as follows below.

© DORNA, 2023

Official MotoGP Timing by TISSOT  
www.motogp.com



Phillip Island, Saturday, October 21, 2023



MotoGP™ GURU BY GRYFYN AUSTRALIAN MOTORCYCLE GR  
Practice Nr. 3  
Chronological Analysis of Performances 13

\* Lap / Sector time cancelled      T1 Time from finish line to 1st intermediate      T3 Time from 2nd intermed. to 3rd intermed.  
P Crossing the finish line in pit lane      T2 Time from 1st intermed. to 2nd intermed.      T4 Time from 3rd intermediate to finish line

Lap	Lap Time	T1	T2	T3	T4	Speed	Lap	Lap Time	T1	T2	T3	T4	Speed				
<b>1st 54 Fermín ALDEGUER</b> Beta Tools SpeedUp SPA Runs=2 Total laps=16 Full laps=13 Valid laps=11							9	1'48.960	35.385	28.351	18.490	26.734					
							10	<b>1'32.708</b>	<b>22.106</b>	<b>26.965</b>	<b>17.796</b>	<b>25.841</b>	293.6				
1	1'54.942	32.237	28.244	18.326	26.572		11	<b>1'32.886</b>	22.129	26.999	17.801	25.957	294.4				
2	<b>1'34.124</b>	22.297	27.492	18.050	26.285	288.9	12	<b>1'37.066</b>	22.475	30.542	18.079	25.970	<b>296.0</b>				
3	1'35.587 *	22.755	28.375*	18.158	26.299	<b>289.7</b>	13	<b>1'33.395</b>	22.107	27.146	17.960	26.182	292.0				
4	<b>1'33.298</b>	22.121	27.061	17.808	26.308	288.1	14	<b>1'33.253</b>	22.249	27.016	17.928	26.060	288.1				
5	<b>1'37.028</b>	22.624	29.255	18.468	26.681	286.6	<b>4th 37 Pedro ACOSTA</b> Red Bull KTM Ajo SPA Runs=2 Total laps=14 Full laps=11 Valid laps=11										
6	<b>1'32.883</b>	22.078	27.033	17.749	26.023	288.9	1	2'34.647	33.159	28.397	18.558	26.406					
7	<b>1'33.104</b>	22.162	27.015	17.935	25.992	286.6	2	<b>1'35.572</b>	23.315	27.513	18.353	26.391	293.6				
8	<b>1'35.417</b>	22.393	26.996	19.511	26.517	288.1	3	<b>1'34.561</b>	22.606	27.539	18.209	26.207	292.8				
9	<b>1'33.250</b>	22.326	26.891	17.900	26.133	287.4	4	<b>1'55.777</b>	22.923	47.654	18.898	26.302	294.4				
10	1'33.048 *	22.227	26.939*	17.820	26.062	285.9	5	<b>1'34.197</b>	22.342	27.429	18.149	26.277	293.6				
11	1'36.068 P	24.450	30.116	19.321	<b>22.181</b>	285.9	6	<b>1'33.899</b>	22.284	27.360	18.111	26.144	292.8				
12	1'45.976	33.269	28.155	18.357	26.195		7	<b>1'33.615</b>	22.306	27.132	18.052	26.125	294.4				
13	<b>1'32.144</b>	22.111	26.689	17.561	<b>25.783</b>	289.7	8	<b>1'35.099</b> P	22.308	31.201	19.057	<b>22.533</b>	<b>292.8</b>				
14	<b>1'32.128</b>	<b>21.980</b>	<b>26.655</b>	<b>17.553</b>	25.940	289.7	9	1'48.891	35.529	28.372	18.495	26.495					
15	<b>1'32.282</b>	21.993	26.662	17.562	26.065	287.4	10	<b>1'32.825</b>	22.090	<b>26.983</b>	<b>17.826</b>	25.926	295.2				
16	<b>1'33.501</b>	22.066	26.751	17.772	26.912	288.1	11	<b>1'35.143</b>	22.230	28.811	18.205	<b>25.897</b>	294.4				
<b>2nd 16 Joe ROBERTS</b> Italtrans Racing Team USA Runs=2 Total laps=14 Full laps=11 Valid laps=11							12	<b>1'33.073</b>	<b>22.006</b>	27.018	17.919	26.130	<b>296.0</b>				
1	2'28.453	34.912	28.977	18.656	27.025		13	<b>1'40.127</b>	28.411	27.583	18.102	26.031	292.8				
2	<b>1'35.349</b>	22.752	27.839	18.183	26.575	287.4	14	<b>1'33.739</b>	22.137	27.383	18.020	26.199	294.4				
3	<b>1'34.921</b>	22.405	27.639	18.178	26.699	287.4	<b>5th 14 Tony ARBOLINO</b> Elf Marc VDS Racing ITA Runs=2 Total laps=14 Full laps=11 Valid laps=11										
4	<b>1'39.655</b>	22.543	31.459	19.006	26.647	287.4	1	2'46.366	33.299	28.521	18.596	26.538					
5	<b>1'34.737</b>	22.326	27.667	18.208	26.536	<b>288.1</b>	2	<b>1'34.756</b>	22.605	27.533	18.305	26.313	291.2				
6	<b>1'34.233</b>	22.327	27.518	18.061	26.327	287.4	3	<b>1'34.005</b>	22.427	27.382	18.076	26.120	<b>292.0</b>				
7	1'30.563 P	22.425	27.677	18.203	<b>22.258</b>	<b>288.1</b>	4	<b>1'38.202</b>	22.396	27.318	18.098	30.390	291.2				
8	1'49.733	36.327	28.626	18.247	26.533		5	<b>1'38.278</b>	22.511	27.783	18.546	29.438	289.7				
9	<b>1'34.879</b>	23.229	27.485	17.989	26.176	285.9	6	<b>1'34.088</b>	22.415	27.296	18.060	26.317	289.7				
10	<b>1'32.959</b>	22.030	26.992	17.794	26.143	286.6	7	1'33.597 P	22.911	27.406	18.461	<b>24.819</b>	<b>291.2</b>				
11	<b>1'32.722</b>	21.995	26.994	<b>17.716</b>	26.017	285.9	8	1'47.357	34.255	28.253	18.271	26.578					
12	<b>1'33.160</b>	22.077	27.010	17.913	26.160	288.1	9	<b>1'33.367</b>	22.304	27.119	17.881	26.063	290.5				
13	<b>1'32.605</b>	21.965	<b>26.922</b>	17.735	<b>25.983</b>	285.1	10	<b>1'38.825</b>	22.212	27.084	17.862	31.667	291.2				
14	<b>1'32.578</b>	<b>21.875</b>	26.929	17.769	26.005	287.4	11	<b>1'33.398</b>	22.269	27.103	17.990	<b>26.036</b>	289.7				
<b>3rd 11 Sergio GARCIA</b> Pons Wegow Los40 SPA Runs=2 Total laps=14 Full laps=11 Valid laps=11							12	<b>1'33.955</b>	22.190	27.141	17.964	26.660	287.4				
1	2'35.135	33.165	29.408	18.586	26.614		13	<b>1'32.979</b>	<b>22.155</b>	<b>26.931</b>	<b>17.781</b>	26.112	290.5				
2	<b>1'35.529</b>	23.005	27.782	18.183	26.559	290.5	14	<b>1'33.948</b>	22.288	27.215	18.206	26.239	289.7				
3	<b>1'35.059</b>	22.600	27.639	18.386	26.434	291.2	<b>6th 22 Sam LOWES</b> Elf Marc VDS Racing GBR Runs=2 Total laps=15 Full laps=12 Valid laps=12										
4	<b>1'49.634</b>	22.647	28.280	18.704	40.003	291.2	1	2'44.227	34.047	28.226	18.640	26.537					
5	<b>1'34.692</b>	22.660	27.596	18.102	26.334	288.9	2	<b>1'34.889</b>	23.042	27.377	18.122	26.348	288.9				
6	<b>1'36.132</b>	22.418	27.907	18.293	27.514	288.9	3	<b>1'34.232</b>	22.427	27.397	18.041	26.367	287.4				
7	<b>1'34.653</b>	22.532	27.524	18.219	26.378	294.4											
8	1'31.967 P	22.652	27.404	18.171	<b>23.740</b>	<b>289.7</b>											

**Fastest Lap:** Fermín ALDEGUER Beta Tools SpeedUp SPA **1'32.128** 21.980 26.655 17.553 25.940

These data/results cannot be reproduced, stored and/or transmitted in whole or in part by any manner of electronic, mechanical, photocopying, recording, broadcasting or otherwise now known or herein after developed without the previous express consent by the copyright owner, except for reproduction in daily press and regular printed publications on sale to the public within 60 days of the event related to those data/results and always provided that copyright symbol appears together as follows below.  
© DORNA, 2023



## Practice Nr. 3

Moto2

Lap	Lap Time	T1	T2	T3	T4	Speed	Lap	Lap Time	T1	T2	T3	T4	Speed
4	<b>1'41.569</b>	22.474	27.317	21.886	29.892	287.4	10	<b>1'39.241</b>	22.260	31.050	18.686	27.245	288.1
5	<b>1'34.174</b>	22.535	27.366	17.982	26.291	288.9	11	<b>1'42.323</b>	22.392	27.263	18.197	34.471	287.4
6	<b>1'33.585</b>	22.286	27.109	18.074	26.116	285.9	12	<b>1'33.722</b>	22.179	27.144	18.071	26.328	289.7
7	<b>1'33.741</b>	22.306	27.169	18.051	26.215	286.6	13	<b>1'50.638</b>	22.350	33.423	21.768	33.097	288.9
8	1'35.546 P	22.489	29.567	19.197	24.293	286.6	14	<b>1'33.680</b>	22.105	27.136	17.996	26.443	289.7
9	1'49.231	36.318	28.318	18.295	26.300		15	<b>1'33.533</b>	22.159	27.069	17.985	26.320	290.5
10	<b>1'32.991</b>	22.207	27.057	<b>17.850</b>	<b>25.877</b>	287.4	<b>10th 24 Marcos RAMIREZ</b> OnlyFans American R SPA Runs=2 Total laps=14 Full laps=11 Valid laps=10						
11	<b>1'39.523</b>	25.912	28.693	18.471	26.447	<b>291.2</b>	1	1'52.109	34.397	29.254	18.686	26.763	
12	<b>1'33.591</b>	22.307	27.171	17.981	26.132	289.7	2	<b>1'38.680</b>	23.700	30.057	18.506	26.417	287.4
13	<b>1'33.353</b>	<b>22.127</b>	<b>26.977</b>	17.949	26.300	288.1	3	1'35.832 *	22.886	<b>28.229*</b>	18.467	26.250	<b>295.2</b>
14	<b>1'33.428</b>	22.215	27.075	17.969	26.169	288.1	4	<b>1'34.570</b>	22.743	27.369	18.172	26.286	291.2
15	<b>1'37.624</b>	23.692	28.940	18.459	26.533	289.7	5	<b>1'34.481</b>	22.793	27.347	18.055	26.286	288.9
<b>7th 40 Aron CANET</b> Pons Wegow Los40 SPA Runs=2 Total laps=13 Full laps=10 Valid laps=10							6	<b>1'34.363</b>	22.646	27.377	18.105	26.235	289.7
1	2'53.078	33.252	28.081	18.645	26.544		7	<b>1'37.856</b>	25.399	27.850	18.295	26.312	286.6
2	<b>1'34.950</b>	22.937	27.392	18.235	26.386	287.4	8	1'36.308 P	23.467	29.202	18.640	24.999	288.1
3	<b>1'34.596</b>	22.632	27.272	18.374	26.318	285.9	9	1'51.076	36.374	29.253	18.716	26.733	
4	<b>1'34.497</b>	22.554	27.346	18.174	26.423	285.9	10	<b>1'39.536</b>	22.898	27.419	18.224	30.995	288.9
5	<b>1'34.197</b>	22.448	27.308	17.955	26.486	288.1	11	<b>1'33.667</b>	22.484	27.118	18.002	26.063	288.1
6	<b>1'34.120</b>	22.305	27.335	18.026	26.454	<b>288.9</b>	12	<b>1'33.601</b>	22.471	27.093	<b>17.920</b>	26.117	287.4
7	1'39.252 P	<b>22.882</b>	30.973	19.000	<b>26.397</b>	<b>280.7</b>	13	<b>1'33.286</b>	22.434	<b>26.921</b>	17.949	<b>25.982</b>	288.1
8	1'50.991	35.429	30.915	18.397	26.250		14	<b>1'34.030</b>	<b>22.395</b>	27.103	18.189	26.343	288.9
9	<b>1'33.628</b>	22.426	27.086	17.949	26.167	285.1	<b>11th 96 Jake DIXON</b> Inde GASGAS Aspar GBR Runs=2 Total laps=13 Full laps=10 Valid laps=10						
10	<b>1'33.124</b>	22.225	26.940	17.875	26.084	285.1	1	2'46.020	33.837	28.415	18.499	26.881	
11	<b>1'33.135</b>	22.259	26.865	<b>17.853</b>	26.158	285.9	2	<b>1'34.730</b>	22.746	27.419	18.224	26.341	288.9
12	<b>1'33.035</b>	<b>22.177</b>	26.889	17.896	<b>26.073</b>	286.6	3	<b>1'33.930</b>	22.428	27.289	18.030	<b>26.183</b>	288.9
13	<b>1'33.196</b>	22.230	<b>26.863</b>	17.941	26.162	287.4	4	<b>1'39.213</b>	22.419	27.324	18.171	31.299	<b>289.7</b>
<b>8th 75 Albert ARENAS</b> Red Bull KTM Ajo SPA Runs=2 Total laps=13 Full laps=10 Valid laps=10							5	<b>1'37.085</b>	22.887	29.505	18.319	26.374	288.1
1	2'19.203	35.344	28.465	18.782	26.669		6	<b>1'34.259</b>	22.319	27.280	18.266	26.394	288.1
2	<b>1'42.369</b>	27.712	28.987	18.819	26.851	289.7	7	<b>1'34.147</b>	22.384	27.322	18.198	26.243	286.6
3	<b>1'38.034</b>	22.703	30.420	18.403	26.508	288.1	8	1'37.170 P	22.524	30.714	19.775	<b>24.157</b>	<b>287.4</b>
4	<b>1'35.411</b>	22.709	27.706	18.342	26.654	290.5	9	1'52.955	35.669	28.396	18.383	30.507	
5	<b>1'35.132</b>	22.801	27.426	18.369	26.536	287.4	10	<b>1'39.458</b>	22.423	31.374	18.294	27.367	285.9
6	<b>1'40.800</b>	27.648	28.081	18.456	26.615	288.1	11	<b>1'33.365</b>	22.185	26.995	17.984	26.201	289.7
7	1'35.806 P	22.758	27.722	21.227	<b>24.099</b>	288.1	12	<b>1'33.295</b>	<b>22.124</b>	<b>26.980</b>	<b>17.826</b>	26.365	289.7
8	1'54.880	41.226	28.405	18.487	26.762		13	<b>1'33.876</b>	22.334	27.133	18.056	26.353	288.1
9	<b>1'33.460</b>	22.417	27.114	<b>17.935</b>	<b>25.994</b>	<b>294.4</b>	<b>PIT</b> 22.437 32.013 21.359 23.402 286.6						
10	<b>1'34.897</b>	22.270	28.333	18.197	26.097	292.8	<b>12th 21 Alonso LOPEZ</b> Beta Tools SpeedUp SPA Runs=3 Total laps=14 Full laps=9 Valid laps=8						
11	<b>1'33.234</b>	22.269	<b>26.939</b>	17.964	26.062	293.6	1	1'53.359	32.192	27.688	18.069	26.496	
12	<b>1'39.210</b>	22.689	31.330	18.413	26.778	291.2	2	<b>1'34.805</b>	22.629	27.787	18.058	26.331	291.2
13	<b>1'38.102</b>	<b>22.174</b>	27.395	18.693	29.840	294.4	3	1'37.045 *	22.668	29.731*	18.509	26.137	288.9
<b>9th 18 Manuel GONZALEZ</b> Correos Prepago Yam SPA Runs=2 Total laps=15 Full laps=12 Valid laps=11							4	<b>1'33.553</b>	22.372	27.147	17.925	<b>26.109</b>	<b>295.2</b>
1	1'55.252	32.928	28.000	18.372	26.729		5	1'32.283 P	22.449	28.322	18.701	<b>22.811</b>	292.0
2	<b>1'33.904</b>	22.259	27.398	18.049	26.198	<b>295.2</b>	6	1'45.334	33.293	27.588	18.083	26.370	
3	1'35.788 *	22.438	28.792*	18.168	26.390	294.4	7	<b>2'23.851</b>	22.404	1'16.319	18.487	26.641	286.6
4	<b>1'33.275</b>	<b>22.085</b>	27.210	<b>17.818</b>	<b>26.162</b>	293.6	8	<b>1'34.643</b>	22.521	27.478	18.178	26.466	287.4
5	<b>1'39.513</b>	23.555	28.496	18.400	29.062	293.6	9	1'31.185 P	22.517	27.196	18.537	<b>22.935</b>	288.9
6	<b>1'39.533</b>	22.415	27.437	18.270	31.411	290.5	10	1'49.936	36.306	28.211	18.368	27.051	
7	1'29.696 P	22.332	27.699	18.152	21.513	290.5	11	<b>1'33.518</b>	22.288	27.004	17.856	26.370	290.5
8	1'45.292	32.447	27.717	18.440	26.688		12	<b>1'38.403</b>	<b>22.277</b>	26.970	18.021	31.135	289.7
9	<b>1'34.182</b>	22.269	<b>26.981</b>	18.403	26.529	287.4	13	<b>1'33.413</b>	22.310	26.960	17.889	26.254	291.2

**Fastest Lap:** Fermín ALDEGUER Beta Tools SpeedUp SPA **1'32.128** 21.980 26.655 17.553 25.940

These data/results cannot be reproduced, stored and/or transmitted in whole or in part by any manner of electronic, mechanical, photocopying, recording, broadcasting or otherwise now known or herein after developed without the previous express consent by the copyright owner, except for reproduction in daily press and regular printed publications on sale to the public within 60 days of the event related to those data/results and always provided that copyright symbol appears together as follows below.  
© DORNA, 2023

Official MotoGP Timing by TISSOT  
www.motogp.com

Phillip Island, Saturday, October 21, 2023

Page 2 of 5



## Practice Nr. 3

## Moto2

Lap	Lap Time	T1	T2	T3	T4	Speed	Lap	Lap Time	T1	T2	T3	T4	Speed		
14	1'33.832	22.282	26.901	17.853	26.796	290.5	1	2'29.473	33.455	28.869	18.827	26.977			
<b>13th</b>	<b>15</b>	<b>Darryn BINDER</b> Liqui Moly Husqvarna RSA						2	1'35.686	23.019	27.617	18.478	26.572	288.9	
		Runs=2	Total laps=14	Full laps=11	Valid laps=11		3	1'35.275	22.934	27.501	18.350	26.490	290.5		
1	2'09.185	34.723	30.573	19.371	27.827		4	1'35.437	22.953	27.797	18.284	26.403	288.9		
2	1'47.677	23.253	34.411	23.165	26.848	289.7	5	1'35.434	22.743	28.021	18.167	26.503	290.5		
3	1'35.136	22.679	28.058	18.169	26.230	296.0	6	1'35.349	23.031	27.518	18.338	26.462	290.5		
4	1'34.667	22.547	27.692	18.215	26.213	296.0	7	1'35.191	22.815	27.427	18.308	26.641	286.6		
5	1'34.632	22.488	27.464	18.234	26.446	292.8	8	1'34.595	22.559	27.311	18.275	26.450	286.6		
6	1'34.736	22.615	27.499	18.040	26.582	292.0	9	1'34.985	22.647	27.393	18.248	26.697	285.9		
7	1'41.979	22.515	33.154	19.597	26.713	289.7	10	1'30.637 P	22.697	27.452	18.240	22.248	286.6		
8	1'31.506 P	22.566	27.608	18.235	23.097	296.0	11	1'44.120	30.876	28.329	18.543	26.372			
9	1'45.969	32.555	28.407	18.474	26.533		12	1'34.545	22.646	27.368	18.251	26.280	298.5		
10	1'34.111	22.521	27.319	18.099	26.172	297.6	13	1'33.592	22.347	27.130	17.954	26.161	292.0		
11	1'33.456	22.143	27.213	18.029	26.071	294.4	14	1'33.868	22.345	27.214	18.043	26.266	292.8		
12	1'33.492	22.095	27.081	17.975	26.341	295.2	15	1'34.011	22.399	27.099	18.100	26.413	292.0		
13	1'42.541	26.932	30.900	18.194	26.515	290.5	16	1'34.277	22.471	27.129	18.263	26.414	288.1		
14	1'35.764	22.451	28.508	18.338	26.467	292.8	<b>17th</b>	<b>79</b>	<b>Ai OGURA</b> IDEMITSU Honda Tea JPN						
<b>14th</b>	<b>7</b>	<b>Barry BALTUS</b> Fieten Olie Racing GP BEL						Runs=2	Total laps=14	Full laps=11	Valid laps=11				
1	2'20.181	32.529	28.098	18.525	26.883		1	2'29.041	34.360	28.946	18.911	26.878			
2	1'35.341 *	22.755	27.628*	18.291	26.667	286.6	2	1'36.015	23.070	27.821	18.528	26.596	292.0		
3	1'35.535	22.749	27.929	18.056	26.801	288.1	3	1'36.176	23.456	27.875	18.399	26.446	289.7		
4	1'35.636	22.711	27.965	18.207	26.753	291.2	4	1'34.692	22.774	27.419	18.275	26.224	293.6		
5	1'34.811	22.639	27.591	18.078	26.503	285.9	5	1'37.948	23.268	29.940	18.289	26.451	277.8		
6	1'34.754	22.712	27.493	18.069	26.480	287.4	6	1'35.718	22.683	28.236	18.464	26.335	291.2		
7	1'35.776 P	22.522	27.774	19.492	25.988	286.6	7	1'34.238 P	22.483	27.649	18.166	25.940	290.5		
8	1'47.022	33.721	28.160	18.412	26.729		8	1'47.508	33.692	28.781	18.539	26.496			
9	1'33.631	22.306	27.263	17.950	26.112	292.0	9	1'34.182	22.611	27.288	18.051	26.232	288.1		
10	1'33.514	22.172	27.189	17.856	26.297	292.8	10	1'34.120	22.425	27.166	18.031	26.498	288.9		
11	1'38.706	22.368	28.856	18.231	29.251	291.2	11	1'33.824	22.467	27.120	18.018	26.219	287.4		
12	1'34.507	22.415	27.424	18.137	26.531	288.1	12	1'33.697	22.394	26.969	17.948	26.386	290.5		
13	1'34.500	22.470	27.298	18.146	26.586	285.1	13	1'33.631	22.390	27.007	17.885	26.349	289.7		
14	1'42.090	24.424	29.731	20.815	27.120	282.9	14	1'38.991	24.870	29.467	18.254	26.400	286.6		
<b>15th</b>	<b>84</b>	<b>Zonta VD GOORBE</b> Fieten Olie Racing GP NED						<b>18th</b>	<b>3</b>	<b>Lukas TULOVIC</b> Liqui Moly Husqvarna GER					
Runs=2	Total laps=15	Full laps=12	Valid laps=11				Runs=2	Total laps=13	Full laps=10	Valid laps=9					
1	1'57.618	32.778	29.040	18.374	26.767		1	1'53.346	33.569	28.656	18.707	26.981			
2	1'34.867	22.655	27.724	18.113	26.375	294.4	2	1'37.348	22.998	29.145	18.507	26.698	282.1		
3	1'36.974 *	22.968	28.153*	18.412	27.441	289.7	3	1'36.388 *	22.664	28.796*	18.430	26.498	290.5		
4	1'34.239	22.433	27.434	18.059	26.313	289.7	4	1'34.858	22.601	27.576	18.218	26.463	290.5		
5	1'35.857	22.653	27.965	18.490	26.749	287.4	5	1'34.551	22.554	27.338	18.177	26.482	289.7		
6	1'34.396	22.379	27.466	18.101	26.450	288.1	6	1'34.738	22.440	27.594	18.225	26.479	288.9		
7	1'40.796	22.739	31.992	18.956	27.109	285.9	7	1'33.983 P	22.855	27.661	18.641	24.826	287.4		
8	1'35.738 P	23.844	29.087	19.014	23.793	285.1	8	1'46.848	33.426	28.600	18.276	26.546			
9	1'49.508	36.084	28.183	18.403	26.838		9	1'34.276	22.340	27.360	18.117	26.459	287.4		
10	1'33.593	22.211	27.362	17.920	26.100	292.8	10	1'33.827	22.294	27.109	18.053	26.371	286.6		
11	1'33.585	22.142	27.085	17.905	26.453	292.8	11	1'39.392	22.343	31.210	18.790	27.049	289.7		
12	1'39.383	22.283	28.758	18.332	30.010	288.1	12	1'35.257	22.458	27.470	18.583	26.746	290.5		
13	1'37.548	22.128	27.334	18.357	29.729	290.5	13	1'34.012	22.269	27.230	18.043	26.470	286.6		
14	1'33.866	22.175	27.027	18.174	26.490	287.4	<b>19th</b>	<b>13</b>	<b>Celestino VIETTI</b> Fantic Racing ITA						
15	1'40.519	24.883	29.735	19.135	26.766	285.1	Runs=2	Total laps=16	Full laps=13	Valid laps=12					
<b>16th</b>	<b>52</b>	<b>Jeremy ALCOBA</b> QJMOTOR Gresini M SPA						1	2'18.407	33.829	28.862	18.755	26.981		
Runs=2	Total laps=16	Full laps=13	Valid laps=13				2	1'36.412 *	23.227	28.042*	18.450	26.693	286.6		
							3	1'35.628	22.992	27.591	18.331	26.714	287.4		
							4	1'35.480	23.090	27.520	18.328	26.542	285.1		

**Fastest Lap:** Fermín ALDEGUER Beta Tools SpeedUp SPA 1'32.128 21.980 26.655 17.553 25.940

These data/results cannot be reproduced, stored and/or transmitted in whole or in part by any manner of electronic, mechanical, photocopying, recording, broadcasting or otherwise now known or herein after developed without the previous express consent by the copyright owner, except for reproduction in daily press and regular printed publications on sale to the public within 60 days of the event related to those data/results and always provided that copyright symbol appears together as follows below.  
© DORNA, 2023



## Practice Nr. 3

## Moto2

Lap	Lap Time	T1	T2	T3	T4	Speed	Lap	Lap Time	T1	T2	T3	T4	Speed
5	1'35.331	23.018	27.465	18.320	26.528	285.1	7	1'39.982	23.027	28.351	19.028	29.576	289.7
6	1'40.060	26.392	28.068	18.760	26.840	285.1	8	1'31.699 P	22.659	27.752	18.355	22.933	290.5
7	1'35.913	23.048	27.652	18.576	26.637	286.6	9	2'07.685	51.817	29.021	19.331	27.516	
8	1'35.120	22.843	27.381	18.404	26.492	285.1	10	1'35.013	22.777	27.572	18.227	26.437	294.4
9	1'42.974 P	31.156	30.070	19.824	21.924	284.4	11	1'34.347	22.461	27.515	18.097	26.274	290.5
10	1'48.727	35.507	28.269	18.456	26.495		12	1'38.216	22.428	29.574	18.691	27.523	292.0
11	1'34.555	22.780	27.321	18.219	26.235	287.4	13	1'34.559	22.461	27.534	18.121	26.443	289.7
12	1'34.281	22.522	27.366	18.131	26.262	290.5	14	1'34.474	22.406	27.438	18.179	26.451	288.9
13	1'34.512	22.575	27.329	18.311	26.297	288.9	<b>23rd 28 Izan GUEVARA</b> Inde GASGAS Aspar SPA Runs=2 Total laps=14 Full laps=11 Valid laps=11						
14	1'34.528	22.629	27.348	18.144	26.407	286.6	1	2'29.935	33.388	28.701	18.779	26.681	
15	1'34.026	22.468	27.381	18.113	26.064	289.7	2	1'35.557	22.946	27.729	18.406	26.476	294.4
16	1'33.972	22.403	27.131	18.082	26.356	290.5	3	1'34.989	22.760	27.819	18.154	26.256	294.4
<b>20th 33 Rory SKINNER</b> OnlyFans American R GBR Runs=2 Total laps=15 Full laps=12 Valid laps=11						4	1'35.091	22.785	27.730	18.229	26.347	293.6	
1	1'58.686	32.472	28.789	18.735	26.927		5	1'35.250	22.813	27.866	18.203	26.368	292.0
2	1'36.068	22.810	27.950	18.489	26.819	290.5	6	1'40.828	25.502	29.446	19.239	26.641	291.2
3	1'35.443 *	22.637	27.872*	18.367	26.567	288.9	7	1'34.847	22.623	27.630	18.199	26.395	292.0
4	1'34.857	22.522	27.575	18.250	26.510	288.9	8	1'35.125 P	24.746	29.013	18.839	22.527	288.9
5	1'35.271	22.539	27.716	18.267	26.749	289.7	9	1'48.007	34.347	28.550	18.389	26.721	
6	1'35.560	22.687	27.674	18.260	26.939	292.0	10	1'34.593	22.401	27.421	18.082	26.689	298.5
7	1'35.465	22.665	27.583	18.538	26.679	288.1	11	1'34.381	22.335	27.612	18.122	26.312	293.6
8	1'35.418	22.581	27.675	18.408	26.754	285.9	12	1'37.942	22.417	29.723	18.571	27.231	293.6
9	1'33.838 P	23.678	28.336	18.947	22.877	284.4	13	1'34.897	22.418	27.787	18.197	26.495	289.7
10	1'57.986	38.858	30.070	22.128	26.930		14	1'34.675	22.347	27.371	18.206	26.751	292.0
11	1'34.397	22.548	27.428	18.125	26.296	288.9	<b>24th 12 Filip SALAC</b> QJMOTOR Gresini M CZE Runs=2 Total laps=15 Full laps=12 Valid laps=11						
12	1'34.086	22.385	27.234	18.126	26.341	289.7	1	2'18.952	34.086	28.583	18.899	26.868	
13	1'38.172	22.514	30.891	18.269	26.498	290.5	2	1'36.469 *	22.882	28.253*	18.428	26.906	288.9
14	1'34.818	22.446	27.527	18.147	26.698	289.7	3	1'35.544	22.674	27.908	18.134	26.828	288.1
15	1'34.699	22.528	27.336	18.245	26.590	288.9	4	1'37.186	22.724	27.831	18.067	28.564	288.1
<b>21st 71 Dennis FOGGIA</b> Italtrans Racing Team ITA Runs=2 Total laps=14 Full laps=11 Valid laps=10						5	1'34.981	22.640	27.661	18.138	26.542	289.7	
1	1'56.457	32.284	28.430	18.509	26.767		6	1'35.164	22.552	27.601	18.271	26.740	291.2
2	1'35.961	23.118	27.861	18.450	26.532	296.0	7	1'39.380	23.048	30.934	18.610	26.788	288.1
3	1'35.837 *	22.821	28.078*	18.341	26.597	293.6	8	1'35.481	22.556	27.609	18.394	26.922	293.6
4	1'35.372	22.888	27.698	18.300	26.486	292.0	9	1'35.811 P	22.903	28.844	19.158	24.906	287.4
5	1'36.491	23.360	27.834	18.412	26.885	292.0	10	1'51.100	36.253	29.047	18.569	27.231	
6	1'37.621	22.697	27.570	19.416	27.938	292.0	11	1'40.646	22.618	27.592	18.287	32.149	292.0
7	1'31.384 P	22.573	28.053	18.616	22.142	292.0	12	1'37.187	22.541	27.563	18.173	28.910	291.2
8	1'49.679	36.236	28.572	18.303	26.568		13	1'34.387	22.369	27.264	18.106	26.648	292.8
9	1'35.046	23.132	27.516	18.089	26.309	292.0	14	1'37.567	22.506	29.436	18.563	27.062	289.7
10	1'34.097	22.388	27.312	18.060	26.337	292.8	15	1'39.866	22.453	29.990	19.999	27.424	291.2
11	1'34.348	22.414	27.291	18.195	26.448	290.5	<b>25th 64 Bo BENDSNEYDER</b> Pertamina Mandalika NED Runs=2 Total laps=14 Full laps=11 Valid laps=11						
12	1'40.335	24.046	30.630	18.395	27.264	283.6	1	2'40.751	33.967	28.889	18.569	26.657	
13	1'34.197	22.456	27.342	18.073	26.326	292.8	2	1'35.810	22.900	27.704	18.582	26.624	285.9
14	1'38.272	22.587	30.964	18.520	26.201	292.0	3	1'35.235	22.942	27.487	18.261	26.545	285.9
<b>22nd 23 Taiga HADA</b> Pertamina Mandalika JPN Runs=2 Total laps=14 Full laps=11 Valid laps=11						4	1'42.391	22.899	27.468	20.384	31.640	285.1	
1	2'09.560	33.961	30.679	19.260	28.000		5	1'38.421 P	23.054	30.428	19.186	25.753	288.1
2	1'46.022	23.175	34.313	20.038	28.496	287.4	6	1'50.534	36.735	28.295	18.777	26.727	
3	1'35.983	22.951	28.034	18.369	26.629	283.6	7	1'34.728	22.805	27.390	18.179	26.354	283.6
4	1'35.375	22.713	27.716	18.373	26.573	290.5	8	1'34.605	22.608	27.293	18.228	26.476	285.9
5	1'35.397	22.607	27.790	18.432	26.568	291.2	9	1'39.858	22.715	31.177	19.102	26.864	285.1
6	1'36.125	22.776	27.877	18.543	26.929	288.1	10	1'40.357	22.613	27.379	18.235	32.130	286.6

<b>Fastest Lap:</b> Fermín ALDEGUER	Beta Tools SpeedUp	SPA	1'32.128	21.980	26.655	17.553	25.940
-------------------------------------	--------------------	-----	----------	--------	--------	--------	--------

These data/results cannot be reproduced, stored and/or transmitted in whole or in part by any manner of electronic, mechanical, photocopying, recording, broadcasting or otherwise now known or herein after developed without the previous express consent by the copyright owner, except for reproduction in daily press and regular printed publications on sale to the public within 60 days of the event related to those data/results and always provided that copyright symbol appears together as follows below.  
© DORNA, 2023

# Practice Nr. 3

Moto2

Lap	Lap Time	T1	T2	T3	T4	Speed	Lap	Lap Time	T1	T2	T3	T4	Speed
11	<b>1'34.676</b>	22.547	27.407	18.154	26.568	286.6	11	<b>1'34.999</b>	22.542	27.741	18.168	26.548	292.0
12	<b>1'40.592</b>	23.183	28.700	18.276	30.433	285.1	12	<b>1'35.709</b>	22.616	27.768	18.425	26.900	291.2
13	<b>1'35.158</b>	22.894	27.368	18.246	26.650	284.4	13	<b>1'41.954</b>	23.866	29.969	21.228	26.891	290.5
14	<b>1'40.462</b>	22.759	28.469	20.337	28.897	282.9							

**26th 67** **Alberto SURRA** Forward Team ITA  
 Runs=2 Total laps=14 Full laps=11 Valid laps=10

1	1'55.920	32.676	28.274	18.420	26.640	
2	<b>1'35.316</b>	22.665	27.890	18.345	26.416	292.0
3	1'36.061 *	22.845	28.400*	18.340	26.476	293.6
4	<b>1'35.060</b>	22.707	27.593	18.312	26.448	292.0
5	1'33.048 P	22.655	27.495	18.269	24.629	289.7
6	1'45.715	32.734	27.938	18.488	26.555	
7	<b>1'34.765</b>	22.514	27.399	18.417	26.435	290.5
8	<b>1'38.216</b>	22.640	29.684	18.707	27.185	286.6
9	<b>1'34.825</b>	22.553	27.252	18.226	26.794	287.4
10	<b>1'41.866</b>	26.056	31.083	18.352	26.375	284.4
11	<b>1'38.215</b>	22.479	30.909	18.317	26.510	288.1
12	1'34.659	22.501	27.301	18.284	26.573	288.9
13	<b>1'36.741</b>	22.679	29.232	18.390	26.440	285.9
14	<b>1'35.125</b>	22.574	27.574	18.412	26.565	287.4

**27th 9** **Mattia CASADEI** Fantic Racing ITA  
 Runs=1 Total laps=19 Full laps=18 Valid laps=17

1	2'20.258	34.368	28.766	18.638	27.023	
2	1'36.273 *	22.981	28.096*	18.403	26.793	281.4
3	<b>1'35.894</b>	23.145	28.018	18.201	26.530	284.4
4	<b>1'35.898</b>	22.860	28.037	18.506	26.495	288.9
5	<b>1'35.036</b>	22.750	27.675	18.144	26.467	288.9
6	<b>1'35.372</b>	22.628	27.750	18.466	26.528	290.5
7	<b>1'38.794</b>	22.885	28.422	19.097	28.390	289.7
8	<b>1'36.118</b>	22.805	28.015	18.361	26.937	286.6
9	<b>1'37.497</b>	23.148	28.391	18.962	26.996	285.9
10	<b>1'36.316</b>	23.056	27.824	18.414	27.022	282.9
11	<b>1'37.170</b>	22.917	28.913	18.506	26.834	284.4
12	<b>1'35.971</b>	23.016	27.819	18.399	26.737	284.4
13	<b>1'35.732</b>	22.883	27.675	18.391	26.783	284.4
14	<b>1'40.094</b>	25.239	29.242	18.751	26.862	284.4
15	<b>1'40.381</b>	22.749	27.551	18.263	31.818	288.1
16	<b>1'35.401</b>	22.745	27.694	18.297	26.665	287.4
17	<b>1'41.549</b>	22.868	27.577	18.277	32.827	285.1
18	1'34.809	22.588	27.414	18.191	26.616	287.4
19	<b>1'35.046</b>	22.682	27.465	18.236	26.663	288.1

**28th 17** **Alex ESCRIG** Forward Team SPA  
 Runs=2 Total laps=13 Full laps=10 Valid laps=10

1	1'57.414	33.998	29.326	18.717	26.929	
2	<b>1'37.505</b>	23.313	28.273	18.474	27.445	293.6
3	1'34.136 P	23.691	28.191*	18.624	23.630	285.9
4	1'53.347	36.899	29.346	19.270	27.832	
5	<b>1'37.164</b>	23.326	28.377	18.539	26.922	286.6
6	<b>1'36.099</b>	22.976	27.849	18.465	26.809	288.1
7	<b>1'39.633</b>	25.750	28.886	18.305	26.692	285.1
8	<b>1'40.270</b>	23.226	31.525	18.565	26.954	291.2
9	<b>1'39.161</b>	22.961	27.843	18.350	30.007	291.2
10	<b>1'38.812</b>	22.740	27.849	18.224	29.999	291.2

**29th 35** **Somkiat CHANTRA** IDEMITSU Honda Tea THA  
 Runs=2 Total laps=9 Full laps=6 Valid laps=6

1	3'00.450	34.913	28.805	18.715	26.702	
2	15'53.494 P	23.099				288.9
3	1'52.248	37.245	29.221	18.881	26.901	
4	<b>1'36.371</b>	23.539	27.879	18.473	26.480	288.1
5	<b>1'35.044</b>	22.821	27.458	18.200	26.565	288.1
6	<b>1'35.100</b>	22.736	27.549	18.296	26.519	286.6
7	1'35.016	22.772	27.425	18.309	26.510	288.1
8	<b>1'36.430</b>	22.728	27.373	18.336	27.993	288.1
9	<b>1'35.369</b>	22.999	27.355	18.377	26.638	288.1

**30th 5** **Kohta NOZANE** Correos Prepago Yam JPN  
 Runs=2 Total laps=14 Full laps=11 Valid laps=11

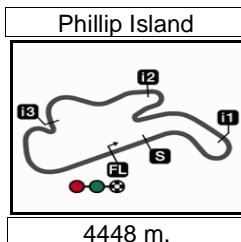
1	2'01.031	33.990	28.991	18.752	26.971	
2	<b>2'06.907</b>	23.152	49.865	26.226	27.664	284.4
3	<b>1'36.493</b>	23.206	28.009	18.503	26.775	282.1
4	<b>1'36.763</b>	23.143	28.114	18.660	26.846	282.9
5	<b>1'36.766</b>	23.233	27.961	18.588	26.984	282.1
6	1'48.922 P	29.543	34.321	19.127	25.931	280.7
7	1'52.222	36.548	29.003	19.863	26.808	
8	1'35.480	22.865	27.634	18.441	26.540	286.6
9	<b>2'04.086</b>	26.183	41.687	26.543	29.673	284.4
10	<b>1'38.790</b>	23.800	28.727	18.938	27.325	278.5
11	<b>1'35.624</b>	22.829	27.749	18.352	26.694	287.4
12	<b>1'35.953</b>	23.022	27.621	18.317	26.993	284.4
13	<b>1'42.865</b>	22.805	27.634	18.654	33.772	288.9
14	<b>1'36.951</b>	23.183	28.008	18.611	27.149	282.1

**Fastest Lap:** Fermín ALDEGUER Beta Tools SpeedUp SPA **1'32.128** 21.980 26.655 17.553 25.940

These data/results cannot be reproduced, stored and/or transmitted in whole or in part by any manner of electronic, mechanical, photocopying, recording, broadcasting or otherwise now known or herein after developed without the previous express consent by the copyright owner, except for reproduction in daily press and regular printed publications on sale to the public within 60 days of the event related to those data/results and always provided that copyright symbol appears together as follows below.  
 © DORNA, 2023







Results and timing service provided by **TISSOT**

**Moto2™**

**MotoGP™ GURU BY GRYFYN AUSTRALIAN MOTORCYCLE GR**

**Practice Nr. 3**

**Best Partial Times**

*IT* Ideal Lap Time, sum of the best partial times

*BT* Best Lap Time


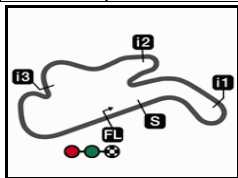
T1		T2		T3		T4				IT		BT	
Pos	Rider	Time	Rider	Time	Rider	Time	Rider	Time	Pos	Rider	IT	BT	
1	J.ROBERTS	21.875	F.ALDEGUER	26.655	F.ALDEGUER	17.553	F.ALDEGUER	25.783	1	F.ALDEGUER	1'31.971	1'32.128	(1)
2	F.ALDEGUER	21.980	A.CANET	26.863	J.ROBERTS	17.716	S.GARCIA	25.841	2	J.ROBERTS	1'32.496	1'32.578	(2)
3	P.ACOSTA	22.006	A.LOPEZ	26.901	T.ARBOLINO	17.781	S.LOWES	25.877	3	S.GARCIA	1'32.708	1'32.708	(3)
4	M.GONZALEZ	22.085	M.RAMIREZ	26.921	S.GARCIA	17.796	P.ACOSTA	25.897	4	P.ACOSTA	1'32.712	1'32.825	(4)
5	D.BINDER	22.095	J.ROBERTS	26.922	M.GONZALEZ	17.818	M.RAMIREZ	25.982	5	S.LOWES	1'32.831	1'32.991	(6)
6	S.GARCIA	22.106	T.ARBOLINO	26.931	P.ACOSTA	17.826	J.ROBERTS	25.983	6	T.ARBOLINO	1'32.903	1'32.979	(5)
7	J.DIXON	22.124	A.ARENAS	26.939	J.DIXON	17.826	A.ARENAS	25.994	7	A.CANET	1'32.966	1'33.035	(7)
8	S.LOWES	22.127	S.GARCIA	26.965	S.LOWES	17.850	T.ARBOLINO	26.036	8	A.ARENAS	1'33.042	1'33.234	(8)
9	Z.VD GOORBER	22.128	A.OGURA	26.969	A.LOPEZ	17.853	C.VIETTI	26.064	9	M.GONZALEZ	1'33.046	1'33.275	(9)
10	T.ARBOLINO	22.155	S.LOWES	26.977	A.CANET	17.853	D.BINDER	26.071	10	J.DIXON	1'33.113	1'33.295	(11)
11	B.BALTUS	22.172	J.DIXON	26.980	B.BALTUS	17.856	A.CANET	26.073	11	A.LOPEZ	1'33.140	1'33.413	(12)
12	A.ARENAS	22.174	M.GONZALEZ	26.981	A.OGURA	17.885	Z.VD GOORBER	26.100	12	Z.VD GOORBE	1'33.160	1'33.585	(15)
13	A.CANET	22.177	P.ACOSTA	26.983	Z.VD GOORBER	17.905	A.LOPEZ	26.109	13	M.RAMIREZ	1'33.218	1'33.286	(10)
14	L.TULOVIC	22.269	Z.VD GOORBER	27.027	M.RAMIREZ	17.920	B.BALTUS	26.112	14	D.BINDER	1'33.222	1'33.456	(13)
15	A.LOPEZ	22.277	D.BINDER	27.081	A.ARENAS	17.935	J.ALCOBA	26.161	15	B.BALTUS	1'33.329	1'33.514	(14)
16	I.GUEVARA	22.335	J.ALCOBA	27.099	J.ALCOBA	17.954	M.GONZALEZ	26.162	16	A.OGURA	1'33.463	1'33.631	(17)
17	J.ALCOBA	22.345	L.TULOVIC	27.109	D.BINDER	17.975	J.DIXON	26.183	17	J.ALCOBA	1'33.559	1'33.592	(16)
18	F.SALAC	22.369	C.VIETTI	27.131	L.TULOVIC	18.043	D.FOGGIA	26.201	18	C.VIETTI	1'33.680	1'33.972	(19)
19	R.SKINNER	22.385	B.BALTUS	27.189	D.FOGGIA	18.060	A.OGURA	26.219	19	L.TULOVIC	1'33.792	1'33.827	(18)
20	D.FOGGIA	22.388	R.SKINNER	27.234	F.SALAC	18.067	I.GUEVARA	26.256	20	D.FOGGIA	1'33.940	1'34.097	(21)
21	A.OGURA	22.390	A.SURRA	27.252	C.VIETTI	18.082	T.HADA	26.274	21	R.SKINNER	1'34.040	1'34.086	(20)
22	M.RAMIREZ	22.395	F.SALAC	27.264	I.GUEVARA	18.082	R.SKINNER	26.296	22	I.GUEVARA	1'34.044	1'34.381	(23)
23	C.VIETTI	22.403	D.FOGGIA	27.291	T.HADA	18.097	B.BENDSNEYDE	26.354	23	T.HADA	1'34.215	1'34.347	(22)
24	T.HADA	22.406	B.BENDSNEYDE	27.293	R.SKINNER	18.125	L.TULOVIC	26.371	24	F.SALAC	1'34.242	1'34.387	(24)

These data/results cannot be reproduced, stored and/or transmitted in whole or in part by any manner of electronic, mechanical, photocopying, recording, broadcasting or otherwise now known or herein after developed without the previous express consent by the copyright owner, except for reproduction in daily press and regular printed publications on sale to the public within 60 days of the event related to those data/results and always provided that copyright symbol appears together as follows below.  
© DORNA, 2023

Official MotoGP Timing by **TISSOT**  
www.motogp.com



Phillip Island

Results and timing service provided by  TISSOT

4448 m.

MotoGP™ GURU BY GRYFYN AUSTRALIAN MOTORCYCLE GR

Practice Nr. 3

Best Partial Times

Moto2™

IT Ideal Lap Time, sum of the best partial times

BT Best Lap Time

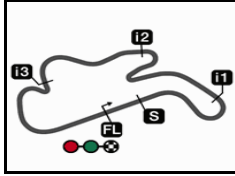

		<b>T1</b>		<b>T2</b>		<b>T3</b>		<b>T4</b>					
Pos	Rider	Time	Rider	Time	Rider	Time	Rider	Time	Pos	Rider	IT	BT	
25	A.SURRA	22.479	S.CHANTRA	27.355	M.CASADEI	18.144	A.SURRA	26.375	25	A.SURRA	1'34.332	1'34.659	(26)
26	A.ESCRIG	<b>22.542</b>	I.GUEVARA	<b>27.371</b>	B.BENDSNEYDE	<b>18.154</b>	M.CASADEI	<b>26.467</b>	26	B.BENDSNEY	1'34.348	1'34.605	(25)
27	B.BENDSNEYDE	22.547	M.CASADEI	27.414	A.ESCRIG	18.168	S.CHANTRA	26.480	27	M.CASADEI	1'34.613	1'34.809	(27)
28	M.CASADEI	<b>22.588</b>	T.HADA	<b>27.438</b>	S.CHANTRA	<b>18.200</b>	K.NOZANE	<b>26.540</b>	28	S.CHANTRA	1'34.763	1'35.016	(29)
29	S.CHANTRA	22.728	K.NOZANE	27.621	A.SURRA	18.226	F.SALAC	26.542	29	A.ESCRIG	1'34.999	1'34.999	(28)
30	K.NOZANE	<b>22.805</b>	A.ESCRIG	<b>27.741</b>	K.NOZANE	<b>18.317</b>	A.ESCRIG	<b>26.548</b>	30	K.NOZANE	1'35.283	1'35.480	(30)

These data/results cannot be reproduced, stored and/or transmitted in whole or in part by any manner of electronic, mechanical, photocopying, recording, broadcasting or otherwise now known or herein after developed without the previous express consent by the copyright owner, except for reproduction in daily press and regular printed publications on sale to the public within 60 days of the event related to those data/results and always provided that copyright symbol appears together as follows below.  
© DORNA, 2023

Official MotoGP Timing by TISSOT  
www.motogp.com




Phillip Island

Results and timing service provided by 

4448 m.

**Moto2™****MotoGP™ GURU BY GRYFYN AUSTRALIAN MOTORCYCLE GR****Practice Nr. 3****Fastest Laps Sequence**

<i>Practice Time</i>	 <i>Rider</i>	<i>Nation</i>	<i>Motorcycle</i>	<i>Time</i>	<i>Km/h</i>	<i>Rider's Lap</i>
<b>3'28.164</b>	21 <b>Alonso LOPEZ</b>	SPA	BOSCOSCURO	<b>1'34.805</b>	168.9	2
<b>3'29.066</b>	54 <b>Fermín ALDEGUER</b>	SPA	BOSCOSCURO	<b>1'34.124</b>	170.1	2
<b>3'29.156</b>	18 <b>Manuel GONZALEZ</b>	SPA	KALEX	<b>1'33.904</b>	170.5	2
<b>6'37.951</b>	54 <b>Fermín ALDEGUER</b>	SPA	BOSCOSCURO	<b>1'33.298</b>	171.6	4
<b>6'38.219</b>	18 <b>Manuel GONZALEZ</b>	SPA	KALEX	<b>1'33.275</b>	171.6	4
<b>9'47.862</b>	54 <b>Fermín ALDEGUER</b>	SPA	BOSCOSCURO	<b>1'32.883</b>	172.3	6
<b>24'31.123</b>	37 <b>Pedro ACOSTA</b>	SPA	KALEX	<b>1'32.825</b>	172.5	10
<b>24'31.361</b>	11 <b>Sergio GARCIA</b>	SPA	KALEX	<b>1'32.708</b>	172.7	10
<b>25'43.686</b>	54 <b>Fermín ALDEGUER</b>	SPA	BOSCOSCURO	<b>1'32.144</b>	173.7	13
<b>27'15.814</b>	54 <b>Fermín ALDEGUER</b>	SPA	BOSCOSCURO	<b>1'32.128</b>	173.8	14

These data/results cannot be reproduced, stored and/or transmitted in whole or in part by any manner of electronic, mechanical, photocopying, recording, broadcasting or otherwise now known or herein after developed without the previous express consent by the copyright owner, except for reproduction in daily press and regular printed publications on sale to the public within 60 days of the event related to those data/results and always provided that copyright symbol appears together as follows below.

© DORNA, 2023

Official MotoGP Timing by TISSOT  
www.motogp.com

Phillip Island, Saturday, October 21, 2023