

4448 m.



	Rider	Nation	Team	Motorcycle	Time	Lap Total	Gap	Top Speed
1	89 <b>Jorge MARTIN</b>	SPA	Prima Pramac Racing	DUCATI	<b>1'29.299</b>	13 16		<b>348.4</b>
2	93 <b>Marc MARQUEZ</b>	SPA	Repsol Honda Team	HONDA	<b>1'29.412</b>	4 15	0.113 0.113	<b>345.0</b>
3	41 <b>Aleix ESPARGARO</b>	SPA	Aprilia Racing	APRILIA	<b>1'29.599</b>	4 14	0.300 0.187	<b>341.8</b>
4	1 <b>Francesco BAGNAIA</b>	ITA	Ducati Lenovo Team	DUCATI	<b>1'29.685</b>	6 15	0.386 0.086	<b>346.1</b>
5	5 <b>Johann ZARCO</b>	FRA	Prima Pramac Racing	DUCATI	<b>1'29.745</b>	14 14	0.446 0.060	<b>345.0</b>
6	12 <b>Maverick VIÑALES</b>	SPA	Aprilia Racing	APRILIA	<b>1'29.810</b>	5 15	0.511 0.065	<b>342.9</b>
7	20 <b>Fabio QUARTARARO</b>	FRA	Monster Energy Yamaha MotoGP	YAMAHA	<b>1'29.826</b>	12 15	0.527 0.016	<b>340.7</b>
8	25 <b>Raul FERNANDEZ</b>	SPA	CryptoDATA RNF MotoGP Team	APRILIA	<b>1'29.949</b>	13 13	0.650 0.123	<b>339.6</b>
9	73 <b>Alex MARQUEZ</b>	SPA	Gresini Racing MotoGP	DUCATI	<b>1'29.986</b>	6 14	0.687 0.037	<b>341.8</b>
10	44 <b>Pol ESPARGARO</b>	SPA	GASGAS Factory Racing Tech3	KTM	<b>1'30.034</b>	14 15	0.735 0.048	<b>344.0</b>
11	33 <b>Brad BINDER</b>	RSA	Red Bull KTM Factory Racing	KTM	<b>1'30.092</b>	14 15	0.793 0.058	<b>341.8</b>
12	37 <b>Augusto FERNANDEZ</b>	SPA	GASGAS Factory Racing Tech3	KTM	<b>1'30.159</b>	7 13	0.860 0.067	<b>340.7</b>
13	36 <b>Joan MIR</b>	SPA	Repsol Honda Team	HONDA	<b>1'30.250</b>	12 15	0.951 0.091	<b>341.8</b>
14	10 <b>Luca MARINI</b>	ITA	Mooney VR46 Racing Team	DUCATI	<b>1'30.268</b>	16 16	0.969 0.018	<b>344.0</b>
15	23 <b>Enea BASTIANINI</b>	ITA	Ducati Lenovo Team	DUCATI	<b>1'30.303</b>	6 15	1.004 0.035	<b>344.0</b>
16	72 <b>Marco BEZZECCHI</b>	ITA	Mooney VR46 Racing Team	DUCATI	<b>1'30.310</b>	15 16	1.011 0.007	<b>349.5</b>
17	49 <b>Fabio DI GIANNANTONIO</b>	ITA	Gresini Racing MotoGP	DUCATI	<b>1'30.341</b>	12 12	1.042 0.031	<b>345.0</b>
18	43 <b>Jack MILLER</b>	AUS	Red Bull KTM Factory Racing	KTM	<b>1'30.365</b>	13 14	1.066 0.024	<b>342.9</b>
19	88 <b>Miguel OLIVEIRA</b>	POR	CryptoDATA RNF MotoGP Team	APRILIA	<b>1'30.494</b>	7 16	1.195 0.129	<b>342.9</b>
20	30 <b>Takaaki NAKAGAMI</b>	JPN	LCR Honda IDEMITSU	HONDA	<b>1'30.783</b>	5 14	1.484 0.289	<b>337.5</b>
21	21 <b>Franco MORBIDELLI</b>	ITA	Monster Energy Yamaha MotoGP	YAMAHA	<b>1'31.051</b>	3 10	1.752 0.268	<b>344.0</b>

Practice condition: Dry

Air: 17°

Humidity: 69%

Ground: 21°

<b>Fastest Lap:</b>	Lap: 13	<b>Jorge MARTIN</b>	<b>1'29.299</b>	179.3 Km/h
<b>Best Race Lap:</b>	2013	<b>Marc MARQUEZ</b>	<b>1'28.108</b>	181.7 Km/h
<b>All Time Lap Record:</b>	2022	<b>Jorge MARTIN</b>	<b>1'27.767</b>	182.4 Km/h

The results are provisional until the end of the limit for protest and appeals.

Time limit for protest expires 60' after publication of the results - ..... Time: .....

These data/results cannot be reproduced, stored and/or transmitted in whole or in part by any manner of electronic, mechanical, photocopying, recording, broadcasting or otherwise now known or herein after developed without the previous express consent by the copyright owner, except for reproduction in daily press and regular printed publications on sale to the public within 60 days of the event related to those data/results and always provided that copyright symbol appears together as follows below.

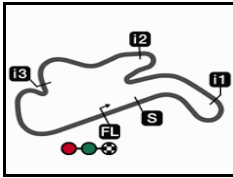
© DORNA, 2023

Official MotoGP Timing by TISSOT

www.motogp.com

Phillip Island, Saturday, October 21, 2023





4448 m.

**MotoGP™ GURU BY GRYFYN AUSTRALIAN MOTORCYCLE GR****Free Practice Nr. 2****Top Speed & Average****12**

Rider	Nation	Motorcycle	Top 5 speeds					Average	Top
72 <b>Marco BEZZECCHI</b>	ITA	DUCATI	349.5	346.1	342.9	342.9	342.9	344.5	<b>349.5</b>
89 <b>Jorge MARTIN</b>	SPA	DUCATI	348.4	348.4	347.3	347.3	347.3	347.6	<b>348.4</b>
1 <b>Francesco BAGNAIA</b>	ITA	DUCATI	346.1	346.1	345.0	345.0	344.0	345.0	<b>346.1</b>
5 <b>Johann ZARCO</b>	FRA	DUCATI	345.0	344.0	341.8	340.7	340.7	342.4	<b>345.0</b>
49 <b>Fabio DI GIANNANTONIO</b>	ITA	DUCATI	345.0	344.0	344.0	342.9	341.8	343.3	<b>345.0</b>
93 <b>Marc MARQUEZ</b>	SPA	HONDA	345.0	345.0	344.0	339.6	339.6	342.1	<b>345.0</b>
10 <b>Luca MARINI</b>	ITA	DUCATI	344.0	341.8	341.8	340.7	338.6	341.4	<b>344.0</b>
21 <b>Franco MORBIDELLI</b>	ITA	YAMAHA	344.0	341.8	338.6	338.6	335.4	339.0	<b>344.0</b>
23 <b>Enea BASTIANINI</b>	ITA	DUCATI	344.0	344.0	342.9	342.9	340.7	342.5	<b>344.0</b>
44 <b>Poli ESPARGARO</b>	SPA	KTM	344.0	344.0	344.0	344.0	344.0	344.0	<b>344.0</b>
12 <b>Maverick VIÑALES</b>	SPA	APRILIA	342.9	341.8	341.8	341.8	340.7	341.8	<b>342.9</b>
43 <b>Jack MILLER</b>	AUS	KTM	342.9	342.9	341.8	341.8	340.7	341.6	<b>342.9</b>
88 <b>Miguel OLIVEIRA</b>	POR	APRILIA	342.9	341.8	341.8	339.6	337.5	340.2	<b>342.9</b>
33 <b>Brad BINDER</b>	RSA	KTM	341.8	341.8	340.7	340.7	340.7	341.1	<b>341.8</b>
36 <b>Joan MIR</b>	SPA	HONDA	341.8	341.8	340.7	340.7	339.6	340.9	<b>341.8</b>
41 <b>Aleix ESPARGARO</b>	SPA	APRILIA	341.8	341.8	340.7	339.6	337.5	340.3	<b>341.8</b>
73 <b>Alex MARQUEZ</b>	SPA	DUCATI	341.8	341.8	341.8	339.6	338.6	340.1	<b>341.8</b>
20 <b>Fabio QUARTARARO</b>	FRA	YAMAHA	340.7	339.6	339.6	339.6	339.6	339.8	<b>340.7</b>
37 <b>Augusto FERNANDEZ</b>	SPA	KTM	340.7	340.7	339.6	337.5	336.5	338.6	<b>340.7</b>
25 <b>Raul FERNANDEZ</b>	SPA	APRILIA	339.6	338.6	337.5	336.5	335.4	336.7	<b>339.6</b>
30 <b>Takaaki NAKAGAMI</b>	JPN	HONDA	337.5	336.5	333.4	333.4	333.4	334.8	<b>337.5</b>

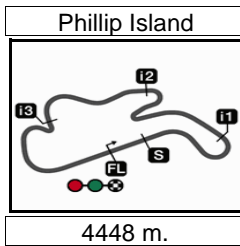
These data/results cannot be reproduced, stored and/or transmitted in whole or in part by any manner of electronic, mechanical, photocopying, recording, broadcasting or otherwise now known or herein after developed without the previous express consent by the copyright owner, except for reproduction in daily press and regular printed publications on sale to the public within 60 days of the event related to those data/results and always provided that copyright symbol appears together as follows below.

© DORNA, 2023

Official MotoGP Timing by **TISSOT**  
www.motogp.com



**Phillip Island, Saturday, October 21, 2023**



Results and timing service provided by **TISSOT**

**MotoGP™**

**MotoGP™ GURU BY GRYFYN AUSTRALIAN MOTORCYCLE GR**

**Free Practice Nr. 2**

**Chronological Analysis of Performances**

**13**

\* Lap / Sector time cancelled      T1 Time from finish line to 1st intermediate      T3 Time from 2nd intermed. to 3rd intermed.  
 P Crossing the finish line in pit lane      T2 Time from 1st intermed. to 2nd intermed.      T4 Time from 3rd intermediate to finish line  
 \*\*Tyre data subject to further updates

Lap	Lap Time	T1	T2	T3	T4	Speed	Lap	Lap Time	T1	T2	T3	T4	Speed
<b>1st</b>	<b>89</b>	<b>Jorge MARTIN</b>		DUCATI		SPA	15	<b>1'30.505</b>	21.524	26.164	17.571	25.246	338.6
		Prima Pramac Racing						<b>PIT</b>	22.298	27.767	18.481	21.597	337.5
		Runs=2 Total laps=16 Full laps=13 Valid laps=13											
<b>Run #</b>	<b>1</b>	<b>Front Tyre Slick-Hard</b>		<b>Rear Tyre Slick-Soft</b>			<b>3rd</b>	<b>41</b>	<b>Aleix ESPARGARO</b>		APRILIA		SPA
		7 Laps at start		4 Laps at start					Aprilia Racing				
		Runs=2 Total laps=16 Full laps=13 Valid laps=13							Runs=2 Total laps=14 Full laps=11 Valid laps=11				
<b>Run #</b>	<b>1</b>	<b>Front Tyre Slick-Hard</b>		<b>Rear Tyre Slick-Soft</b>			<b>Run #</b>	<b>1</b>	<b>Front Tyre Slick-Medium</b>		<b>Rear Tyre Slick-Soft</b>		
		7 Laps at start		4 Laps at start					4 Laps at start		4 Laps at start		
1	2'13.372	33.677	27.568	18.260	26.085		1	2'13.456	34.325	27.765	18.157	25.974	
2	<b>1'31.150</b>	21.937	26.419	17.764	25.030	341.8	2	<b>1'31.432</b>	22.096	26.532	17.683	25.121	321.5
3	<b>1'35.154</b>	21.487	30.087	18.617	24.963	347.3	3	<b>1'35.391</b>	21.411	29.705	19.179	25.096	340.7
4	<b>1'29.343</b>	21.202	25.965	17.361	24.815	347.3	4	<b>1'29.599</b>	21.119	26.081	17.455	24.944	339.6
5	<b>1'33.882</b>	21.424	29.288	17.921	25.249	346.1	5	<b>1'33.941</b>	21.137	28.647	18.588	25.569	341.8
6	1'27.422 P	21.415	26.139	17.945	21.923	348.4	6	<b>1'30.341</b>	21.170	26.202	17.613	25.356	341.8
<b>Run #</b>	<b>2</b>	<b>Front Tyre Slick-Medium</b>		<b>Rear Tyre Slick-Medium</b>			<b>Run #</b>	<b>2</b>	<b>Front Tyre Slick-Hard</b>		<b>Rear Tyre Slick-Medium</b>		
		New Tyre		New Tyre					New Tyre		New Tyre		
7	1'44.179	33.717	26.827	17.674	25.961		8	1'44.715	34.155	27.242	17.865	25.453	
8	<b>1'31.900</b>	22.134	27.181	17.540	25.045	344.0	9	<b>1'30.748</b>	21.525	26.508	17.614	25.101	337.5
9	<b>1'29.568</b>	21.370	25.937	17.307	24.954	344.0	10	<b>1'30.147</b>	21.336	26.150	17.450	25.211	334.4
10	<b>1'29.470</b>	21.288	25.906	17.309	24.967	347.3	11	<b>1'30.485</b>	21.528	26.314	17.476	25.167	336.5
11	<b>1'29.306</b>	21.165	25.941	17.355	24.845	348.4	12	<b>1'31.904</b>	21.236	27.623	17.784	25.261	336.5
12	<b>1'34.729</b>	23.196	27.846	17.974	25.713	347.3	13	<b>1'30.272</b>	21.285	26.214	17.492	25.281	335.4
13	<b>1'29.299</b>	21.322	25.803	17.310	24.864	346.1	14	<b>1'37.513</b>	23.805	28.224	18.380	27.104	336.5
14	<b>1'29.334</b>	21.258	25.870	17.316	24.890	345.0							
15	<b>1'29.376</b>	21.254	25.825	17.342	24.955	347.3							
16	<b>1'36.546</b>	24.429	27.389	18.537	26.191	341.8							
<b>2nd</b>	<b>93</b>	<b>Marc MARQUEZ</b>		HONDA		SPA	<b>4th</b>	<b>1</b>	<b>Francesco BAGNAIA</b>		DUCATI		ITA
		Repsol Honda Team							Ducati Lenovo Team				
		Runs=2 Total laps=15 Full laps=12 Valid laps=12							Runs=3 Total laps=15 Full laps=10 Valid laps=10				
<b>Run #</b>	<b>1</b>	<b>Front Tyre Slick-Medium</b>		<b>Rear Tyre Slick-Soft</b>			<b>Run #</b>	<b>1</b>	<b>Front Tyre Slick-Hard</b>		<b>Rear Tyre Slick-Medium</b>		
		New Tyre		3 Laps at start					8 Laps at start		New Tyre		
1	2'13.134	33.518	28.948	19.246	27.326		1	2'37.132	33.674	36.141	18.651	25.637	
2	<b>1'32.071</b>	22.337	26.892	17.627	25.215	339.6	2	<b>1'31.283</b>	22.071	26.500	17.605	25.107	336.5
3	<b>1'35.524</b>	21.229	29.942	19.058	25.295	345.0	3	<b>1'30.274</b>	21.569	26.200	17.508	24.997	342.9
4	<b>1'29.412</b>	21.197	26.107	17.271	24.837	345.0	4	<b>1'30.013</b>	21.510	26.072	17.444	24.987	345.0
5	<b>1'32.969</b>	21.253	28.633	17.905	25.178	338.6	5	<b>1'29.850</b>	21.360	26.090	17.433	24.967	345.0
6	<b>1'31.056</b>	21.395	26.190	17.911	25.560	344.0	6	<b>1'29.685</b>	21.292	26.013	17.468	24.912	346.1
7	<b>1'35.452</b>	21.793	30.299	18.061	25.299	335.4	7	<b>1'29.690</b>	21.347	25.989	17.380	24.974	346.1
8	<b>1'30.153</b>	21.436	26.064	17.464	25.189	338.6	8	1'31.161 P	22.825	27.835	18.434	22.067	338.6
9	1'31.368 P	23.588	27.978	18.367	21.435	332.3	<b>Run #</b>	<b>2</b>	<b>Front Tyre Slick-Hard</b>		<b>Rear Tyre Slick-Medium</b>		
<b>Run #</b>	<b>2</b>	<b>Front Tyre Slick-Hard</b>		<b>Rear Tyre Slick-Medium</b>					16 Laps at start		8 Laps at start		
		7 Laps at start		New Tyre			9	1'47.601	37.114	27.313	17.891	25.283	
10	1'46.203	34.988	27.585	17.991	25.639		10	<b>1'30.369</b>	21.487	26.310	17.512	25.060	344.0
11	<b>1'32.696</b>	21.883	27.160	18.018	25.635	337.5	11	<b>1'30.042</b>	21.371	26.017	17.392	25.262	344.0
12	<b>1'30.327</b>	21.566	26.034	17.524	25.203	339.6	12	1'25.963 P	21.481	25.999	17.386	21.097	342.9
13	<b>1'33.972</b>	22.284	28.071	17.859	25.758	339.6							
14	<b>1'30.652</b>	21.570	26.199	17.620	25.263	337.5							

**Fastest Lap:** Jorge MARTIN      Prima Pramac Racing      SPA      **1'29.299**      21.322      25.803      17.310      24.864

These data/results cannot be reproduced, stored and/or transmitted in whole or in part by any manner of electronic, mechanical, photocopying, recording, broadcasting or otherwise now known or herein after developed without the previous express consent by the copyright owner, except for reproduction in daily press and regular printed publications on sale to the public within 60 days of the event related to those data/results and always provided that copyright symbol appears together as follows below.  
 © DORNA, 2023

Official MotoGP Timing by TISSOT  
 www.motogp.com

Phillip Island, Saturday, October 21, 2023

Page 1 of 5



# Free Practice Nr. 2

# MotoGP

Lap	Lap Time	T1	T2	T3	T4	Speed	Lap	Lap Time	T1	T2	T3	T4	Speed
<b>5th</b>	<b>5</b>	<b>Johann ZARCO</b>		DUCATI	FRA								
		Prima Pramac Racing											
		Runs=3	Total laps=14	Full laps=9	Valid laps=9								
Run #	1	Front Tyre	Slick-Medium	Rear Tyre	Slick-Medium								
		11 Laps at start			14 Laps at start								
13	1'45.025	34.708	27.157	17.811	25.349								
14	<b>1'30.329</b>	21.651	26.130	17.487	25.061	341.8							
15	<b>1'30.132</b>	21.431	26.191	17.444	25.066	342.9							
Run #	2	Front Tyre	Slick-Medium	Rear Tyre	Slick-Medium								
		18 Laps at start			21 Laps at start								
8	1'46.310	34.064	28.217	18.245	25.784								
9	<b>1'31.857</b>	21.897	26.793	17.732	25.435	340.7							
10	<b>1'31.599</b>	21.645	26.552	17.857	25.545	339.6							
11	<b>1'42.663</b>	29.797	28.605	18.314	25.947	336.5							
12	1'31.238 P	21.928	28.166	18.705	22.439	337.5							
Run #	3	Front Tyre	Slick-Medium	Rear Tyre	Slick-Soft								
		23 Laps at start			3 Laps at start								
13	1'43.081	32.666	27.248	17.771	25.396								
14	<b>1'29.745</b>	21.390	26.045	17.393	24.917	341.8							
<b>6th</b>	<b>12</b>	<b>Maverick VIÑALES</b>		APRILIA	SPA								
		Aprilia Racing											
		Runs=2	Total laps=15	Full laps=12	Valid laps=12								
Run #	1	Front Tyre	Slick-Medium	Rear Tyre	Slick-Medium								
		4 Laps at start			New Tyre								
1	2'23.409	33.371	28.487	18.509	25.861								
2	<b>1'32.161</b>	22.084	26.872	17.644	25.561	335.4							
3	<b>1'31.051</b>	21.616	26.540	17.658	25.237	340.7							
4	<b>1'32.903</b>	23.258	26.768	17.599	25.278	339.6							
5	<b>1'29.810</b>	21.357	26.199	17.279	24.975	342.9							
6	<b>1'30.489</b>	21.316	26.132	17.652	25.389	341.8							
7	<b>1'29.951</b>	21.132	26.285	17.401	25.133	341.8							
8	1'27.060 P	21.527	26.250	17.314	21.969	330.3							
Run #	2	Front Tyre	Slick-Hard	Rear Tyre	Slick-Medium								
		3 Laps at start			8 Laps at start								
9	1'46.810	33.958	28.682	18.502	25.668								
10	<b>1'31.570</b>	21.777	26.656	17.667	25.470	325.4							
11	<b>1'32.321</b>	22.599	27.025	17.490	25.207	338.6							
12	<b>1'30.450</b>	21.367	26.255	17.438	25.390	341.8							
13	<b>1'30.415</b>	21.523	26.254	17.384	25.254	339.6							
14	<b>1'30.202</b>	21.331	26.273	17.356	25.242	337.5							
15	<b>1'30.170</b>	21.313	26.240	17.313	25.304	338.6							
<b>7th</b>	<b>20</b>	<b>Fabio QUARTARARO</b>		YAMAHA	FRA								
		Monster Energy Yamaha MotoGP											
		Runs=2	Total laps=15	Full laps=12	Valid laps=12								
Run #	1	Front Tyre	Slick-Medium	Rear Tyre	Slick-Soft								
		8 Laps at start			4 Laps at start								
1	2'07.985	33.832	28.740	19.065	26.379								
2	<b>1'32.513</b>	22.157	27.004	17.901	25.451	339.6							
3	<b>1'32.770</b>	21.983	27.206	17.881	25.700	329.3							
4	<b>1'30.749</b>	21.666	26.333	17.644	25.106	330.3							
5	<b>1'30.037</b>	21.426	26.222	17.466	24.923	341.8							
6	<b>1'29.986</b>	21.339	26.106	17.504	25.037	341.8							
7	<b>1'31.096</b>	21.476	26.629	17.714	25.277	338.6							
8	<b>1'30.540</b>	21.342	26.284	17.517	25.397	341.8							
<b>8th</b>	<b>25</b>	<b>Raul FERNANDEZ</b>		APRILIA	SPA								
		CryptoDATA RNF MotoGP Team											
		Runs=2	Total laps=13	Full laps=10	Valid laps=10								
Run #	1	Front Tyre	Slick-Medium	Rear Tyre	Slick-Medium								
		8 Laps at start			7 Laps at start								
1	2'30.567	33.435	27.833	18.218	25.768								
2	<b>1'31.281</b>	21.889	26.626	17.577	25.189	335.4							
3	<b>1'30.445</b>	21.473	26.371	17.503	25.098	331.3							
4	<b>1'30.598</b>	21.511	26.379	17.464	25.244	335.4							
5	<b>1'30.283</b>	21.485	26.238	17.458	25.102	339.6							
6	<b>1'33.270</b>	23.004	26.710	18.029	25.527	337.5							
7	<b>1'30.628</b>	21.574	26.245	17.547	25.262	336.5							
8	<b>1'30.689</b>	21.444	26.301	17.713	25.231	334.4							
9	<b>1'30.472</b>	21.426	26.254	17.524	25.268	335.4							
10	1'30.892 P	23.561	26.894	17.713	22.724	328.3							
Run #	2	Front Tyre	Slick-Medium	Rear Tyre	Slick-Soft								
		18 Laps at start			4 Laps at start								
11	1'47.972	33.624	27.177	21.442	25.729								
12	<b>1'30.321</b>	21.488	26.296	17.381	25.156	335.4							
13	<b>1'29.949</b>	21.352	26.143	17.343	25.111	338.6							
	PIT	22.623	26.716	17.690	22.318	333.4							
<b>9th</b>	<b>73</b>	<b>Alex MARQUEZ</b>		DUCATI	SPA								
		Gresini Racing MotoGP											
		Runs=2	Total laps=14	Full laps=11	Valid laps=11								
Run #	1	Front Tyre	Slick-Medium	Rear Tyre	Slick-Soft								
		8 Laps at start			4 Laps at start								
1	2'07.985	33.832	28.740	19.065	26.379								
2	<b>1'32.513</b>	22.157	27.004	17.901	25.451	339.6							
3	<b>1'32.770</b>	21.983	27.206	17.881	25.700	329.3							
4	<b>1'30.749</b>	21.666	26.333	17.644	25.106	330.3							
5	<b>1'30.037</b>	21.426	26.222	17.466	24.923	341.8							
6	<b>1'29.986</b>	21.339	26.106	17.504	25.037	341.8							
7	<b>1'31.096</b>	21.476	26.629	17.714	25.277	338.6							
8	<b>1'30.540</b>	21.342	26.284	17.517	25.397	341.8							

**Fastest Lap:** Jorge MARTIN      Prima Pramac Racing      SPA      **1'29.299**      21.322      25.803      17.310      24.864

These data/results cannot be reproduced, stored and/or transmitted in whole or in part by any manner of electronic, mechanical, photocopying, recording, broadcasting or otherwise now known or herein after developed without the previous express consent by the copyright owner, except for reproduction in daily press and regular printed publications on sale to the public within 60 days of the event related to those data/results and always provided that copyright symbol appears together as follows below.  
© DORNA, 2023



# Free Practice Nr. 2

MotoGP

Lap	Lap Time	T1	T2	T3	T4	Speed
9	1'32.871 P	23.082	28.715	18.319	22.755	337.5
<b>Run # 2</b>	<b>Front Tyre</b>	Slick-Medium		<b>Rear Tyre</b>	Slick-Soft	
		17 Laps at start		13 Laps at start		
10	1'53.081	35.578	31.112	18.559	27.832	
11	<b>1'32.029</b>	21.840	26.643	17.976	25.570	327.3
12	<b>1'31.715</b>	21.580	26.937	17.761	25.437	338.6
13	<b>1'31.680</b>	22.140	26.341	17.652	25.547	333.4
14	<b>1'30.813</b>	21.467	26.305	17.617	25.424	338.6
	<b>PIT</b>	23.368	30.018	18.598	22.163	337.5

10th	44	Poi ESPARGARO	KTM	SPA		
GASGAS Factory Racing Tech3						
Runs=2 Total laps=15 Full laps=12 Valid laps=12						
<b>Run # 1</b>	<b>Front Tyre</b>	Slick-Medium		<b>Rear Tyre</b>	Slick-Medium	
		New Tyre		New Tyre		
1	2'13.349	34.123	29.350	19.097	27.831	
2	<b>1'34.703</b>	23.416	27.295	18.089	25.903	322.5
3	<b>1'33.372</b>	21.933	27.350	18.512	25.577	340.7
4	<b>1'34.684</b>	21.621	26.554	20.478	26.031	344.0
5	<b>1'31.998</b>	21.788	26.613	17.798	25.799	344.0
6	<b>1'32.223</b>	21.618	26.517	18.434	25.654	342.9
7	<b>1'30.459</b>	21.374	26.323	17.523	25.239	341.8
8	1'27.598 P	21.515	26.345	17.732	22.006	342.9

Run # 2	Front Tyre	Slick-Medium		Rear Tyre	Slick-Soft	
		8 Laps at start		4 Laps at start		
9	1'45.825	33.454	28.228	18.324	25.819	
10	<b>1'32.972</b>	21.782	27.672	17.935	25.583	339.6
11	<b>1'30.251</b>	21.425	26.124	17.501	25.201	341.8
12	<b>1'30.149</b>	21.340	26.196	17.454	25.159	342.9
13	<b>1'31.204</b>	21.380	26.184	17.979	25.661	344.0
14	<b>1'30.034</b>	21.356	26.044	17.477	25.157	344.0
15	<b>1'30.188</b>	21.264	26.284	17.452	25.188	344.0
	<b>PIT</b>	24.029	30.344	18.633	22.548	344.0

11th	33	Brad BINDER	KTM	RSA		
Red Bull KTM Factory Racing						
Runs=2 Total laps=15 Full laps=12 Valid laps=12						
<b>Run # 1</b>	<b>Front Tyre</b>	Slick-Medium		<b>Rear Tyre</b>	Slick-Medium	
		New Tyre		New Tyre		
1	2'05.694	34.253	29.084	18.451	26.247	
2	<b>1'34.006</b>	22.422	27.268	18.255	26.061	314.0
3	<b>1'31.309</b>	21.967	26.510	17.593	25.239	324.4
4	<b>1'31.474</b>	21.688	26.870	17.620	25.296	333.4
5	<b>1'30.339</b>	21.430	26.324	17.537	25.048	340.7
6	<b>1'30.750</b>	21.547	26.380	17.570	25.253	334.4
7	<b>1'30.458</b>	21.500	26.214	17.533	25.211	340.7
8	1'36.037 P	26.659	27.992	17.990	23.396	338.6

Run # 2	Front Tyre	Slick-Hard		Rear Tyre	Slick-Medium	
		8 Laps at start		8 Laps at start		
9	1'51.021	37.774	28.935	18.447	25.865	
10	<b>1'34.761</b>	23.149	27.695	18.312	25.605	331.3
11	<b>1'33.134</b>	21.482	28.611	17.717	25.324	338.6
12	<b>1'30.479</b>	21.414	26.330	17.541	25.194	341.8
13	<b>1'30.138</b>	21.479	26.114	17.405	25.140	341.8
14	<b>1'30.092</b>	21.357	26.075	17.424	25.236	340.7
15	<b>1'30.235</b>	21.343	26.246	17.524	25.122	340.7

12th	37	Augusto FERNANDEZ	KTM	SPA		
GASGAS Factory Racing Tech3						
Runs=1 Total laps=13 Full laps=12 Valid laps=12						
<b>Run # 1</b>	<b>Front Tyre</b>	Slick-Medium		<b>Rear Tyre</b>	Slick-Medium	
		8 Laps at start		5 Laps at start		
1	2'05.876	34.685	29.177	18.837	26.439	
2	<b>1'33.920</b>	22.455	27.683	18.060	25.722	311.3
3	<b>1'33.317</b>	22.187	27.340	17.939	25.851	315.0
4	<b>1'30.899</b>	21.673	26.354	17.585	25.287	331.3
5	<b>1'30.910</b>	21.745	26.493	17.488	25.184	324.4
6	<b>1'30.457</b>	21.495	26.291	17.512	25.159	337.5
7	<b>1'30.159</b>	21.334	26.208	17.465	25.152	339.6
8	<b>1'30.408</b>	21.346	26.291	17.440	25.331	340.7
9	<b>1'31.892</b>	21.484	26.730	18.070	25.608	340.7
10	<b>1'30.854</b>	21.516	26.305	17.568	25.465	336.5
11	<b>1'31.467</b>	21.586	26.528	17.734	25.619	334.4
12	<b>1'31.000</b>	21.546	26.399	17.625	25.430	336.5
13	<b>1'31.084</b>	21.499	26.456	17.655	25.474	335.4
	<b>PIT</b>	21.559	26.656	17.963	22.018	333.4

13th	36	Joan MIR	HONDA	SPA		
Repsol Honda Team						
Runs=2 Total laps=15 Full laps=12 Valid laps=12						
<b>Run # 1</b>	<b>Front Tyre</b>	Slick-Medium		<b>Rear Tyre</b>	Slick-Soft	
		New Tyre		3 Laps at start		
1	2'06.232	33.870	28.278	18.613	26.056	
2	<b>1'33.823</b>	22.297	27.679	18.093	25.754	317.7
3	<b>1'33.223</b>	22.258	27.161	17.934	25.870	313.1
4	<b>1'31.613</b>	22.223	26.406	17.693	25.291	327.3
5	<b>1'30.470</b>	21.509	26.289	17.524	25.148	340.7
6	<b>1'30.463</b>	21.429	26.322	17.526	25.186	340.7
7	<b>1'30.428</b>	21.516	26.249	17.529	25.134	341.8
8	1'32.100 P	21.477	29.291	18.407	22.925	339.6

14th	10	Luca MARINI	DUCATI	ITA		
Mooney VR46 Racing Team						
Runs=3 Total laps=16 Full laps=11 Valid laps=11						
<b>Run # 1</b>	<b>Front Tyre</b>	Slick-Hard		<b>Rear Tyre</b>	Slick-Soft	
		16 Laps at start		9 Laps at start		
1	1'52.195	34.522	28.811	19.135	26.349	
2	<b>1'36.681</b>	24.478	27.807	18.383	26.013	335.4
3	1'30.981 P	22.959	27.213	18.111	22.698	324.4

Run # 2	Front Tyre	Slick-Medium		Rear Tyre	Slick-Medium	
		8 Laps at start		7 Laps at start		
4	2'10.297	51.790	31.918	19.742	26.847	
5	<b>1'35.162</b>	23.228	27.652	18.380	25.902	331.3
6	<b>1'33.305</b>	22.413	27.226	17.933	25.733	336.5

<b>Fastest Lap:</b>	Jorge MARTIN	Prima Pramac Racing	SPA	<b>1'29.299</b>	21.322	25.803	17.310	24.864
---------------------	--------------	---------------------	-----	-----------------	--------	--------	--------	--------

These data/results cannot be reproduced, stored and/or transmitted in whole or in part by any manner of electronic, mechanical, photocopying, recording, broadcasting or otherwise now known or herein after developed without the previous express consent by the copyright owner, except for reproduction in daily press and regular printed publications on sale to the public within 60 days of the event related to those data/results and always provided that copyright symbol appears together as follows below.  
© DORNA, 2023

Official MotoGP Timing by TISSOT  
www.motogp.com

Phillip Island, Saturday, October 21, 2023

Page 3 of 5



# Free Practice Nr. 2

# MotoGP

Lap	Lap Time	T1	T2	T3	T4	Speed	Lap	Lap Time	T1	T2	T3	T4	Speed
7	<b>1'32.365</b>	22.099	26.760	17.798	25.708	340.7	11	<b>1'30.724</b>	21.504	26.574	17.525	25.121	342.9
8	<b>1'31.704</b>	21.767	26.643	17.693	25.601	332.3	12	<b>1'40.566</b>	22.012	31.016	18.875	28.663	341.8
9	<b>1'37.138</b>	23.102	29.911	18.146	25.979	335.4	13	<b>1'35.643</b>	24.533	26.575	17.819	26.716	337.5
10	<b>1'31.837</b>	22.006	26.538	17.745	25.548	334.4	14	<b>1'30.815</b>	21.404	26.509	17.670	25.232	342.9
11	1'33.124 P	21.710	28.626	19.069	23.719	341.8	15	<b>1'30.310</b>	21.324	26.251	17.553	25.182	349.5

Run #	3	Front Tyre	Slick-Medium	Rear Tyre	Slick-Soft
		16 Laps at start		4 Laps at start	
12	1'45.202	33.479	27.726	18.193	25.804
13	<b>1'31.759</b>	22.150	26.562	17.693	25.354
14	<b>1'30.640</b>	21.703	26.359	17.435	25.143
15	<b>1'33.272</b>	22.962	26.924	17.698	25.688
16	<b>1'30.268</b>	21.393	26.234	17.459	25.182
	PIT	22.775	29.713	20.617	24.499

**15th 23 Enea BASTIANINI** DUCATI ITA  
Ducati Lenovo Team  
Runs=2 Total laps=15 Full laps=12 Valid laps=12

Run #	1	Front Tyre	Slick-Medium	Rear Tyre	Slick-Soft
		New Tyre		4 Laps at start	
1	2'08.552	34.772	28.133	18.508	25.830
2	<b>1'32.019</b>	22.033	26.924	17.705	25.357
3	<b>1'41.558</b>	22.029	28.894	21.674	28.961
4	<b>1'31.139</b>	21.591	26.490	17.741	25.317
5	<b>1'30.675</b>	21.547	26.447	17.509	25.172
6	<b>1'30.303</b>	21.384	26.326	17.478	25.115
7	1'35.794 P	22.678	27.474	22.421	23.221

Run #	2	Front Tyre	Slick-Medium	Rear Tyre	Slick-Soft
		7 Laps at start		11 Laps at start	
8	1'46.416	35.122	27.892	17.832	25.570
9	<b>1'31.399</b>	21.700	26.595	17.714	25.390
10	<b>1'30.807</b>	21.653	26.409	17.492	25.253
11	<b>1'30.608</b>	21.416	26.433	17.586	25.173
12	<b>1'35.093</b>	21.510	29.018	19.028	25.537
13	<b>1'30.732</b>	21.432	26.405	17.629	25.266
14	<b>1'30.907</b>	21.497	26.428	17.632	25.350
15	<b>1'36.816</b>	24.431	28.151	18.100	26.134

**16th 72 Marco BEZZECCHI** DUCATI ITA  
Mooney VR46 Racing Team  
Runs=3 Total laps=16 Full laps=11 Valid laps=11

Run #	1	Front Tyre	Slick-Soft	Rear Tyre	Slick-Soft
		4 Laps at start		5 Laps at start	
1	2'04.863	35.847	29.409	19.193	26.980
2	<b>1'34.666</b>	22.698	27.613	18.388	25.967
3	1'30.348 P	22.395	27.220	17.946	22.787
Run #	2	Front Tyre	Slick-Medium	Rear Tyre	Slick-Soft
		10 Laps at start		4 Laps at start	
4	1'49.321	35.563	29.197	18.570	25.991
5	<b>1'31.758</b>	21.811	26.693	17.851	25.403
6	<b>1'30.903</b>	21.669	26.448	17.572	25.214
7	1'30.952 P	22.147	27.705	18.300	22.800

Run #	3	Front Tyre	Slick-Medium	Rear Tyre	Slick-Medium
		14 Laps at start		New Tyre	
8	1'48.605	36.053	28.134	18.582	25.836
9	<b>1'31.100</b>	21.672	26.537	17.638	25.253
10	<b>1'30.612</b>	21.458	26.447	17.547	25.160

**17th 49 Fabio DI GIANNANTONI** DUCATI ITA  
Gresini Racing MotoGP  
Runs=2 Total laps=12 Full laps=9 Valid laps=9

Run #	1	Front Tyre	Slick-Soft	Rear Tyre	Slick-Medium
		New Tyre		5 Laps at start	
1	2'14.087	34.066	28.012	18.345	25.694
2	<b>1'32.054</b>	22.060	26.902	17.894	25.198
3	<b>1'31.074</b>	21.645	26.653	17.633	25.143
4	<b>1'30.444</b>	21.493	26.248	17.616	25.087
5	1'31.962 P	24.178	27.145	18.203	22.436

Run #	2	Front Tyre	Slick-Hard	Rear Tyre	Slick-Medium
		5 Laps at start		10 Laps at start	
6	1'44.062	33.437	27.168	18.093	25.364
7	<b>1'31.172</b>	21.844	26.372	17.679	25.277
8	<b>1'34.561</b>	21.629	29.426	18.203	25.303
9	<b>1'30.665</b>	21.549	26.353	17.616	25.147
10	<b>1'30.429</b>	21.463	26.236	17.577	25.153
11	<b>1'31.397</b>	21.423	26.295	18.107	25.572
12	<b>1'30.341</b>	21.526	26.122	17.543	25.150
	PIT	21.531	29.821	18.890	22.412

**18th 43 Jack MILLER** KTM AUS  
Red Bull KTM Factory Racing  
Runs=2 Total laps=14 Full laps=11 Valid laps=11

Run #	1	Front Tyre	Slick-Medium	Rear Tyre	Slick-Medium
		4 Laps at start		New Tyre	
1	2'02.748	34.504	29.212	18.761	26.213
2	<b>1'32.394</b>	22.160	26.859	17.843	25.532
3	<b>1'31.267</b>	21.815	26.491	17.673	25.288
4	<b>1'30.951</b>	21.626	26.489	17.631	25.205
5	<b>1'30.504</b>	21.542	26.183	17.625	25.154
6	<b>1'40.121</b>	23.865	32.507	18.204	25.545
7	<b>1'30.696</b>	21.563	26.265	17.612	25.256
8	<b>1'30.705</b>	21.450	26.276	17.709	25.270
9	1'32.078 P	23.558	28.323	18.236	21.961

Run #	2	Front Tyre	Slick-Hard	Rear Tyre	Slick-Medium
		New Tyre		9 Laps at start	
10	1'49.177	33.893	27.754	18.216	29.314
11	<b>1'30.810</b>	21.796	26.348	17.435	25.231
12	<b>1'30.396</b>	21.439	26.225	17.498	25.234
13	<b>1'30.365</b>	21.424	26.136	17.529	25.276
14	<b>1'38.492</b>	26.406	28.288	18.193	25.605

**19th 88 Miguel OLIVEIRA** APRILIA POR  
CryptoDATA RNF MotoGP Team  
Runs=2 Total laps=16 Full laps=13 Valid laps=13

Run #	1	Front Tyre	Slick-Medium	Rear Tyre	Slick-Medium
		13 Laps at start		New Tyre	
1	2'19.956	34.153	28.286	18.543	26.020
2	<b>1'32.505</b>	22.259	26.928	18.051	25.267

**Fastest Lap:** Jorge MARTIN Prima Pramac Racing SPA **1'29.299** 21.322 25.803 17.310 24.864

These data/results cannot be reproduced, stored and/or transmitted in whole or in part by any manner of electronic, mechanical, photocopying, recording, broadcasting or otherwise now known or herein after developed without the previous express consent by the copyright owner, except for reproduction in daily press and regular printed publications on sale to the public within 60 days of the event related to those data/results and always provided that copyright symbol appears together as follows below.  
© DORNA, 2023



## Free Practice Nr. 2

MotoGP

Lap	Lap Time	T1	T2	T3	T4	Speed	Lap	Lap Time	T1	T2	T3	T4	Speed
3	<b>1'31.095</b>	21.820	26.446	17.692	25.137	337.5	10	<b>1'31.054</b>	21.689	26.454	<b>17.609</b>	25.302	338.6
4	<b>1'30.533</b>	21.584	26.292	17.716	<b>24.941</b>	336.5		<b>PIT</b>	21.638	26.399	20.224	24.380	341.8
5	<b>1'30.528</b>	21.565	26.363	17.614	24.986	335.4							
6	<b>1'32.491</b>	22.536	26.954	17.798	25.203	323.4							
7	<b>1'30.494</b>	<b>21.542</b>	26.451	<b>17.544</b>	24.957	341.8							
8	<b>1'33.201</b>	21.650	26.287	18.332	26.932	330.3							
9	<b>1'30.687</b>	21.660	26.321	17.549	25.157	339.6							
10	1'32.125 P	23.395	28.082	18.385	<b>22.263</b>	335.4							

Run #	2	Front Tyre	Slick-Medium	Rear Tyre	Slick-Medium	
		23 Laps at start		10 Laps at start		
11	1'45.344	34.528	27.164	18.080	25.572	
12	<b>1'31.117</b>	21.812	26.517	17.650	25.138	333.4
13	<b>1'30.700</b>	21.623	26.364	17.574	25.139	336.5
14	<b>1'30.770</b>	21.610	26.394	17.601	25.165	337.5
15	<b>1'30.539</b>	21.552	<b>26.283</b>	17.604	25.100	<b>342.9</b>
16	<b>1'33.273</b>	21.650	27.866	18.185	25.572	341.8

**20th 30** **Takaaki NAKAGAMI** HONDA JPN  
LCR Honda IDEMITSU  
Runs=2 Total laps=14 Full laps=11 Valid laps=11

Run #	1	Front Tyre	Slick-Medium	Rear Tyre	Slick-Soft	
		New Tyre		4 Laps at start		
1	2'05.051	37.096	29.837	18.848	26.495	
2	<b>1'34.760</b>	22.883	27.874	18.125	25.878	301.8
3	<b>1'37.705</b>	22.359	29.083	20.062	26.201	305.2
4	<b>1'31.052</b>	21.813	26.498	17.593	25.148	320.5
5	<b>1'30.783</b>	21.758	<b>26.379</b>	<b>17.584</b>	<b>25.062</b>	333.4
6	<b>1'38.534</b>	21.702	31.627	19.900	25.305	336.5
7	1'29.786 P	<b>21.507</b>	26.587	17.706	<b>23.986</b>	332.3

Run #	2	Front Tyre	Slick-Medium	Rear Tyre	Slick-Medium	
		7 Laps at start		New Tyre		
8	1'50.487	36.690	29.474	18.495	25.828	
9	<b>1'32.674</b>	22.386	27.037	17.874	25.377	323.4
10	<b>1'31.313</b>	21.878	26.558	17.711	25.166	333.4
11	<b>1'37.238</b>	22.425	30.682	18.719	25.412	327.3
12	<b>1'31.465</b>	21.767	26.550	17.842	25.306	329.3
13	<b>1'32.779</b>	22.462	27.175	17.866	25.276	333.4
14	<b>1'30.946</b>	21.599	26.509	17.691	25.147	<b>337.5</b>
	<b>PIT</b>	22.402	27.898	18.075	22.037	331.3

**21st 21** **Franco MORBIDELLI** YAMAHA ITA  
Monster Energy Yamaha MotoGP  
Runs=2 Total laps=10 Full laps=7 Valid laps=7

Run #	1	Front Tyre	Slick-Medium	Rear Tyre	Slick-Medium	
		7 Laps at start		New Tyre		
1	2'23.641	33.337	28.282	18.491	25.792	
2	<b>1'31.994</b>	22.120	26.789	17.746	25.339	320.5
3	<b>1'31.051</b>	21.817	26.432	17.665	<b>25.137</b>	328.3
4	<b>1'33.708</b>	23.283	27.496	17.779	25.150	331.3
5	1'31.306 P	<b>21.494</b>	27.538	20.320	21.954	<b>344.0</b>

Run #	2	Front Tyre	Slick-Medium	Rear Tyre	Slick-Medium	
		12 Laps at start		5 Laps at start		
6	1'44.913	33.376	27.970	18.047	25.520	
7	<b>1'33.698</b>	21.909	28.290	18.081	25.418	335.4
8	<b>1'31.862</b>	21.774	<b>26.344</b>	18.193	25.551	338.6
9	<b>1'31.367</b>	21.787	26.453	17.739	25.388	335.4

**Fastest Lap:** Jorge MARTIN Prima Pramac Racing SPA **1'29.299** 21.322 25.803 17.310 24.864

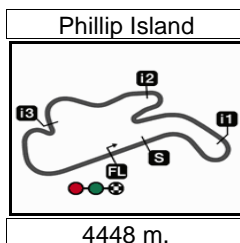
These data/results cannot be reproduced, stored and/or transmitted in whole or in part by any manner of electronic, mechanical, photocopying, recording, broadcasting or otherwise now known or herein after developed without the previous express consent by the copyright owner, except for reproduction in daily press and regular printed publications on sale to the public within 60 days of the event related to those data/results and always provided that copyright symbol appears together as follows below.  
© DORNA, 2023

Official MotoGP Timing by **TISSOT**  
www.motogp.com


Phillip Island, Saturday, October 21, 2023

Page 5 of 5





4448 m.

	 Rider	Nation	Team	MOTORCYCLE	FP1	FP2	Gap
1	89 <b>J.MARTIN</b>	SPA	Prima Pramac Racing	DUCATI	<b>1'29.039</b> 19	1'29.299 13	
2	93 <b>M.MARQUEZ</b>	SPA	Repsol Honda Team	HONDA	1'30.614 4	<b>1'29.412</b> 4	0.373 0.373
3	41 <b>A.ESPARGARO</b>	SPA	Aprilia Racing	APRILIA	1'30.480 16	<b>1'29.599</b> 4	0.560 0.187
4	1 <b>F.BAGNAIA</b>	ITA	Ducati Lenovo Team	DUCATI	1'30.518 13	<b>1'29.685</b> 6	0.646 0.086
5	5 <b>J.ZARCO</b>	FRA	Prima Pramac Racing	DUCATI	1'30.311 5	<b>1'29.745</b> 14	0.706 0.060
6	37 <b>A.FERNANDEZ</b>	SPA	GASGAS Factory Racing Tech3	KTM	<b>1'29.759</b> 19	1'30.159 7	0.720 0.014
7	12 <b>M.VIÑALES</b>	SPA	Aprilia Racing	APRILIA	<b>1'29.777</b> 19	1'29.810 5	0.738 0.018
8	20 <b>F.QUARTARARO</b>	FRA	Monster Energy Yamaha MotoGP	YAMAHA	1'30.858 10	<b>1'29.826</b> 12	0.787 0.049
9	25 <b>R.FERNANDEZ</b>	SPA	CryptoDATA RNF MotoGP Team	APRILIA	1'30.753 13	<b>1'29.949</b> 13	0.910 0.123
10	73 <b>A.MARQUEZ</b>	SPA	Gresini Racing MotoGP	DUCATI	1'30.434 7	<b>1'29.986</b> 6	0.947 0.037
11	44 <b>P.ESPARGARO</b>	SPA	GASGAS Factory Racing Tech3	KTM	1'30.675 6	<b>1'30.034</b> 14	0.995 0.048
12	33 <b>B.BINDER</b>	RSA	Red Bull KTM Factory Racing	KTM	1'30.285 8	<b>1'30.092</b> 14	1.053 0.058
13	36 <b>J.MIR</b>	SPA	Repsol Honda Team	HONDA	1'30.972 18	<b>1'30.250</b> 12	1.211 0.158
14	10 <b>L.MARINI</b>	ITA	Mooney VR46 Racing Team	DUCATI	1'31.332 6	<b>1'30.268</b> 16	1.229 0.018
15	23 <b>E.BASTIANINI</b>	ITA	Ducati Lenovo Team	DUCATI	1'30.464 7	<b>1'30.303</b> 6	1.264 0.035
16	72 <b>M.BEZZECCHI</b>	ITA	Mooney VR46 Racing Team	DUCATI	1'30.434 7	<b>1'30.310</b> 15	1.271 0.007
17	49 <b>F.DI GIANNANTO</b>	ITA	Gresini Racing MotoGP	DUCATI	1'30.819 12	<b>1'30.341</b> 12	1.302 0.031
18	43 <b>J.MILLER</b>	AUS	Red Bull KTM Factory Racing	KTM	1'30.453 18	<b>1'30.365</b> 13	1.326 0.024
19	88 <b>M.OLIVEIRA</b>	POR	CryptoDATA RNF MotoGP Team	APRILIA	1'31.163 13	<b>1'30.494</b> 7	1.455 0.129
20	30 <b>T.NAKAGAMI</b>	JPN	LCR Honda IDEMITSU	HONDA	1'30.834 11	<b>1'30.783</b> 5	1.744 0.289
21	21 <b>F.MORBIDELLI</b>	ITA	Monster Energy Yamaha MotoGP	YAMAHA	<b>1'30.940</b> 15	1'31.051 3	1.901 0.157

<b>Pole Position Record:</b>	2022	<b>Jorge MARTIN</b>	<b>1'27.767</b>	182.4 Km/h
<b>Best Race Lap:</b>	2013	<b>Marc MARQUEZ</b>	<b>1'28.108</b>	181.7 Km/h
<b>All Time Lap Record:</b>	2022	<b>Jorge MARTIN</b>	<b>1'27.767</b>	182.4 Km/h

The results are provisional until the end of the limit for protest and appeals.

Time limit for protest expires 60' after publication of the results - ..... Time: .....

These data/results cannot be reproduced, stored and/or transmitted in whole or in part by any manner of electronic, mechanical, photocopying, recording, broadcasting or otherwise now known or herein after developed without the previous express consent by the copyright owner, except for reproduction in daily press and regular printed publications on sale to the public within 60 days of the event related to those data/results and always provided that copyright symbol appears together as follows below.

© DORNA, 2023

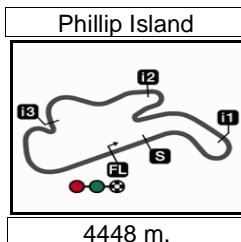
Official MotoGP Timing by TISSOT

www.motogp.com

Phillip Island, Saturday, October 21, 2023







Results and timing service provided by **TISSOT**

# MotoGP™ GURU BY GRYFYN AUSTRALIAN MOTORCYCLE GR

## Free Practice Nr. 2

### Best Partial Times

# MotoGP™

*IT* Ideal Lap Time, sum of the best partial times

*BT* Best Lap Time


T1			T2			T3			T4				
Pos	Rider	Time	Rider	Time	Rider	Time	Rider	Time	Pos	Rider	IT	BT	
1	A.ESPARGARO	21.119	J.MARTIN	25.803	M.MARQUEZ	17.271	J.MARTIN	24.815	1	J.MARTIN	1'29.090	1'29.299 (1)	
2	M.VIÑALES	21.132	F.BAGNAIA	25.989	M.VIÑALES	17.279	M.MARQUEZ	24.837	2	M.MARQUEZ	1'29.339	1'29.412 (2)	
3	J.MARTIN	21.165	F.QUARTARARO	26.016	J.MARTIN	17.307	F.BAGNAIA	24.912	3	M.VIÑALES	1'29.518	1'29.810 (6)	
4	M.MARQUEZ	21.197	M.MARQUEZ	26.034	R.FERNANDEZ	17.343	J.ZARCO	24.917	4	F.BAGNAIA	1'29.573	1'29.685 (4)	
5	P.ESPARGARO	21.264	P.ESPARGARO	26.044	F.BAGNAIA	17.380	F.QUARTARARO	24.922	5	A.ESPARGAR	1'29.594	1'29.599 (3)	
6	F.BAGNAIA	21.292	J.ZARCO	26.045	J.ZARCO	17.393	A.MARQUEZ	24.923	6	F.QUARTARAR	1'29.729	1'29.826 (7)	
7	M.BEZZECCHI	21.324	B.BINDER	26.075	B.BINDER	17.405	M.OLIVEIRA	24.941	7	J.ZARCO	1'29.745	1'29.745 (5)	
8	A.FERNANDEZ	21.334	A.ESPARGARO	26.081	F.QUARTARARO	17.407	A.ESPARGARO	24.944	8	A.MARQUEZ	1'29.834	1'29.986 (9)	
9	A.MARQUEZ	21.339	A.MARQUEZ	26.106	J.MIR	17.423	M.VIÑALES	24.975	9	B.BINDER	1'29.871	1'30.092 (11)	
10	B.BINDER	21.343	F.DI GIANNANTO	26.122	L.MARINI	17.435	B.BINDER	25.048	10	P.ESPARGAR	1'29.917	1'30.034 (10)	
11	R.FERNANDEZ	21.352	M.VIÑALES	26.132	J.MILLER	17.435	T.NAKAGAMI	25.062	11	R.FERNANDEZ	1'29.936	1'29.949 (8)	
12	F.QUARTARARO	21.384	J.MILLER	26.136	A.FERNANDEZ	17.440	F.DI GIANNANTO	25.087	12	A.FERNANDEZ	1'30.134	1'30.159 (12)	
13	E.BASTIANINI	21.384	R.FERNANDEZ	26.143	A.ESPARGARO	17.450	R.FERNANDEZ	25.098	13	J.MILLER	1'30.149	1'30.365 (18)	
14	J.ZARCO	21.390	A.FERNANDEZ	26.208	P.ESPARGARO	17.452	E.BASTIANINI	25.115	14	F.DI GIANNAN	1'30.175	1'30.341 (17)	
15	L.MARINI	21.393	J.MIR	26.227	A.MARQUEZ	17.466	M.BEZZECCHI	25.121	15	J.MIR	1'30.190	1'30.250 (13)	
16	J.MIR	21.406	L.MARINI	26.234	E.BASTIANINI	17.478	J.MIR	25.134	16	L.MARINI	1'30.205	1'30.268 (14)	
17	F.DI GIANNANTO	21.423	M.BEZZECCHI	26.251	M.BEZZECCHI	17.525	F.MORBIDELLI	25.137	17	M.BEZZECCHI	1'30.221	1'30.310 (16)	
18	J.MILLER	21.424	M.OLIVEIRA	26.283	F.DI GIANNANTO	17.543	L.MARINI	25.143	18	E.BASTIANINI	1'30.303	1'30.303 (15)	
19	F.MORBIDELLI	21.494	E.BASTIANINI	26.326	M.OLIVEIRA	17.544	A.FERNANDEZ	25.152	19	M.OLIVEIRA	1'30.310	1'30.494 (19)	
20	T.NAKAGAMI	21.507	F.MORBIDELLI	26.344	T.NAKAGAMI	17.584	J.MILLER	25.154	20	T.NAKAGAMI	1'30.532	1'30.783 (20)	
21	M.OLIVEIRA	21.542	T.NAKAGAMI	26.379	F.MORBIDELLI	17.609	P.ESPARGARO	25.157	21	F.MORBIDELLI	1'30.584	1'31.051 (21)	

These data/results cannot be reproduced, stored and/or transmitted in whole or in part by any manner of electronic, mechanical, photocopying, recording, broadcasting or otherwise now known or herein after developed without the previous express consent by the copyright owner, except for reproduction in daily press and regular printed publications on sale to the public within 60 days of the event related to those data/results and always provided that copyright symbol appears together as follows below.  
© DORNA, 2023


Official MotoGP Timing by **TISSOT**  
www.motogp.com



Phillip Island

Results and timing service provided by **MotoGP™****MotoGP™ GURU BY GRYFYN AUSTRALIAN MOTORCYCLE GR****Free Practice Nr. 2****Fastest Laps Sequence**

4448 m.

<i>Practice Time</i>	 <i>Rider</i>	<i>Nation</i>	<i>Motorcycle</i>	<i>Time</i>	<i>Km/h</i>	<i>Rider's Lap</i>
<b>3'28.876</b>	10 <b>Luca MARINI</b>	ITA	DUCATI	<b>1'36.681</b>	165.6	2
<b>3'35.142</b>	43 <b>Jack MILLER</b>	AUS	KTM	<b>1'32.394</b>	173.3	2
<b>3'40.571</b>	23 <b>Enea BASTIANINI</b>	ITA	DUCATI	<b>1'32.019</b>	174.0	2
<b>3'44.522</b>	89 <b>Jorge MARTIN</b>	SPA	DUCATI	<b>1'31.150</b>	175.6	2
<b>5'17.215</b>	49 <b>Fabio DI GIANNANTONI</b>	ITA	DUCATI	<b>1'31.074</b>	175.8	3
<b>5'26.621</b>	12 <b>Maverick VIÑALES</b>	SPA	APRILIA	<b>1'31.051</b>	175.8	3
<b>5'32.293</b>	25 <b>Raul FERNANDEZ</b>	SPA	APRILIA	<b>1'30.445</b>	177.0	3
<b>5'38.689</b>	1 <b>Francesco BAGNAIA</b>	ITA	DUCATI	<b>1'30.274</b>	177.3	3
<b>6'49.019</b>	89 <b>Jorge MARTIN</b>	SPA	DUCATI	<b>1'29.343</b>	179.2	4
<b>22'24.106</b>	89 <b>Jorge MARTIN</b>	SPA	DUCATI	<b>1'29.306</b>	179.3	11
<b>25'28.134</b>	89 <b>Jorge MARTIN</b>	SPA	DUCATI	<b>1'29.299</b>	179.3	13

These data/results cannot be reproduced, stored and/or transmitted in whole or in part by any manner of electronic, mechanical, photocopying, recording, broadcasting or otherwise now known or herein after developed without the previous express consent by the copyright owner, except for reproduction in daily press and regular printed publications on sale to the public within 60 days of the event related to those data/results and always provided that copyright symbol appears together as follows below.

© DORNA, 2023

Official MotoGP Timing by TISSOT  
www.motogp.com

Phillip Island, Saturday, October 21, 2023

