


5543 m.

PETRONAS GRAND PRIX OF MALAYSIA

Practice Nr. 1

Classification

3

	Rider	Nation	Team	Motorcycle	Time	Lap Total	Gap	Top Speed
1	54 Fermín ALDEGUER	SPA	Beta Tools SpeedUp	BOSCOSCURO	2'06.183	13 14		275.5
2	96 Jake DIXON	GBR	Inde GASGAS Aspar Team	KALEX	2'06.243	12 14	0.060 0.060	276.9
3	37 Pedro ACOSTA	SPA	Red Bull KTM Ajo	KALEX	2'06.638	11 15	0.455 0.395	274.8
4	79 Ai OGURA	JPN	IDEMITSU Honda Team Asia	KALEX	2'06.649	10 14	0.466 0.011	278.3
5	71 Dennis FOGGIA	ITA	Italtrans Racing Team	KALEX	2'06.748	14 15	0.565 0.099	276.9
6	16 Joe ROBERTS	USA	Italtrans Racing Team	KALEX	2'06.760	14 16	0.577 0.012	274.1
7	24 Marcos RAMIREZ	SPA	OnlyFans American Racing	KALEX	2'07.050	12 16	0.867 0.290	270.0
8	35 Somkiat CHANTRA	THA	IDEMITSU Honda Team Asia	KALEX	2'07.147	14 14	0.964 0.097	276.2
9	18 Manuel GONZALEZ	SPA	Correos Prepago Yamaha VR46 T	KALEX	2'07.238	5 15	1.055 0.091	274.8
10	40 Aron CANET	SPA	Pons Wegow Los40	KALEX	2'07.393	9 11	1.210 0.155	273.4
11	13 Celestino VIETTI	ITA	Fantic Racing	KALEX	2'07.413	14 14	1.230 0.020	276.2
12	22 Sam LOWES	GBR	Elf Marc VDS Racing Team	KALEX	2'07.432	14 16	1.249 0.019	273.4
13	14 Tony ARBOLINO	ITA	Elf Marc VDS Racing Team	KALEX	2'07.449	13 15	1.266 0.017	273.4
14	21 Alonso LOPEZ	SPA	Beta Tools SpeedUp	BOSCOSCURO	2'07.485	12 15	1.302 0.036	276.9
15	12 Filip SALAC	CZE	QJMOTOR Gresini Moto2	KALEX	2'07.574	14 14	1.391 0.089	273.4
16	52 Jeremy ALCOBA	SPA	QJMOTOR Gresini Moto2	KALEX	2'07.732	13 13	1.549 0.158	274.1
17	28 Izan GUEVARA	SPA	Inde GASGAS Aspar Team	KALEX	2'07.740	14 14	1.557 0.008	279.7
18	7 Barry BALTUS	BEL	Fieten Olie Racing GP	KALEX	2'07.818	12 16	1.635 0.078	274.8
19	75 Albert ARENAS	SPA	Red Bull KTM Ajo	KALEX	2'07.911	12 13	1.728 0.093	271.3
20	64 Bo BENDSNEYDER	NED	Pertamina Mandalika SAG Team	KALEX	2'08.127	13 14	1.944 0.216	274.1
21	11 Sergio GARCIA	SPA	Pons Wegow Los40	KALEX	2'08.159	16 16	1.976 0.032	276.2
22	84 Zonta VD GOORBERGH	NED	Fieten Olie Racing GP	KALEX	2'08.450	14 14	2.267 0.291	274.1
23	33 Rory SKINNER	GBR	OnlyFans American Racing	KALEX	2'08.498	16 16	2.315 0.048	270.6
24	4 Sean Dylan KELLY	USA	Forward Team	FORWARD	2'08.994	10 10	2.811 0.496	272.7
25	3 Lukas TULOVIC	GER	Liqui Moly Husqvarna Intact GP	KALEX	2'08.995	13 15	2.812 0.001	276.2
26	23 Taiga HADA	JPN	Pertamina Mandalika SAG Team	KALEX	2'09.197	12 13	3.014 0.202	274.1
27	5 Kohta NOZANE	JPN	Correos Prepago Yamaha VR46 T	KALEX	2'09.264	12 13	3.081 0.067	272.0
28	15 Darryn BINDER	RSA	Liqui Moly Husqvarna Intact GP	KALEX	2'09.296	14 15	3.113 0.032	276.9
29	17 Alex ESCRIG	SPA	Forward Team	FORWARD	2'09.335	9 13	3.152 0.039	274.1
30	9 Mattia CASADEI	ITA	Fantic Racing	KALEX	2'09.588	13 16	3.405 0.253	273.4
31	20 Azroy ANUAR	MAL	Petronas MIE Racing RW	KALEX	2'11.022	12 13	4.839 1.434	269.3
32	32 Helmi AZMAN	MAL	Petronas MIE Racing RW	KALEX	2'12.225	13 15	6.042 1.203	270.6

Practice condition: **Dry**Air: **30°**Humidity: **75%**Ground: **41°**

Fastest Lap:	Lap: 13	Fermín ALDEGUER	2'06.183	158.1 Km/h
Best Race Lap:	2019	Alex MARQUEZ	2'05.860	158.5 Km/h
All Time Lap Record:	2019	Brad BINDER	2'04.769	159.9 Km/h

The results are provisional until the end of the limit for protest and appeals.

Time limit for protest expires 60' after publication of the results - Time:

These data/results cannot be reproduced, stored and/or transmitted in whole or in part by any manner of electronic, mechanical, photocopying, recording, broadcasting or otherwise now known or herein after developed without the previous express consent by the copyright owner, except for reproduction in daily press and regular printed publications on sale to the public within 60 days of the event related to those data/results and always provided that copyright symbol appears together as follows below.

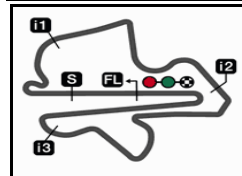
© DORNA, 2023

Official MotoGP Timing by TISSOT

www.motogp.com

Sepang, Friday, November 10, 2023






5543 m.

PETRONAS GRAND PRIX OF MALAYSIA

Practice Nr. 1

Top Speed & Average

4

	Rider	Nation	Motorcycle	Top 5 speeds					Average	Top
28	Izan GUEVARA	SPA	KALEX	279.7	279.0	279.0	277.6	277.6	278.6	279.7
79	Ai OGURA	JPN	KALEX	278.3	275.5	274.8	274.1	274.1	275.4	278.3
15	Darryn BINDER	RSA	KALEX	276.9	276.2	275.5	275.5	275.5	275.9	276.9
21	Alonso LOPEZ	SPA	BOSCOSCURO	276.9	276.2	275.5	275.5	275.5	275.8	276.9
71	Dennis FOGGIA	ITA	KALEX	276.9	276.9	276.9	276.2	276.2	276.5	276.9
96	Jake DIXON	GBR	KALEX	276.9	276.2	276.2	276.2	275.5	276.1	276.9
3	Lukas TULOVIC	GER	KALEX	276.2	274.8	274.8	274.1	274.1	274.8	276.2
11	Sergio GARCIA	SPA	KALEX	276.2	276.2	274.8	274.8	274.1	274.8	276.2
13	Celestino VIETTI	ITA	KALEX	276.2	275.5	274.1	274.1	273.4	274.3	276.2
35	Somkiat CHANTRA	THA	KALEX	276.2	276.2	276.2	275.5	274.8	275.8	276.2
54	Fermín ALDEGUER	SPA	BOSCOSCURO	275.5	275.5	275.5	274.8	270.6	273.3	275.5
7	Barry BALTUS	BEL	KALEX	274.8	273.4	273.4	272.7	272.0	273.1	274.8
18	Manuel GONZALEZ	SPA	KALEX	274.8	274.8	274.8	274.1	274.1	274.4	274.8
37	Pedro ACOSTA	SPA	KALEX	274.8	274.8	274.8	274.8	274.1	274.7	274.8
16	Joe ROBERTS	USA	KALEX	274.1	274.1	273.4	272.7	272.7	273.4	274.1
17	Alex ESCRIG	SPA	FORWARD	274.1	274.1	274.1	274.1	273.4	273.8	274.1
23	Taiga HADA	JPN	KALEX	274.1	273.4	273.4	272.7	272.7	273.2	274.1
52	Jeremy ALCOBA	SPA	KALEX	274.1	273.4	273.4	272.7	272.7	273.1	274.1
64	Bo BENDSNEYDER	NED	KALEX	274.1	272.0	272.0	271.3	270.0	271.6	274.1
84	Zonta VD GOORBERGH	NED	KALEX	274.1	272.7	272.7	272.0	271.3	272.1	274.1
9	Mattia CASADEI	ITA	KALEX	273.4	273.4	272.7	272.7	272.7	273.0	273.4
12	Filip SALAC	CZE	KALEX	273.4	272.0	271.3	271.3	271.3	271.8	273.4
14	Tony ARBOLINO	ITA	KALEX	273.4	273.4	273.4	273.4	272.7	273.1	273.4
22	Sam LOWES	GBR	KALEX	273.4	272.7	272.7	272.7	272.7	272.8	273.4
40	Aron CANET	SPA	KALEX	273.4	273.4	272.7	272.7	272.7	272.9	273.4
4	Sean Dylan KELLY	USA	FORWARD	272.7	271.3	270.6	269.3	269.3	270.4	272.7
5	Kohta NOZANE	JPN	KALEX	272.0	270.6	270.6	269.3	269.3	270.2	272.0
75	Albert ARENAS	SPA	KALEX	271.3	271.3	271.3	270.0	270.0	270.5	271.3
32	Helmi AZMAN	MAL	KALEX	270.6	270.0	269.3	268.6	268.6	269.4	270.6
33	Rory SKINNER	GBR	KALEX	270.6	270.6	270.0	270.0	270.0	270.2	270.6
24	Marcos RAMIREZ	SPA	KALEX	270.0	270.0	269.3	269.3	268.6	269.4	270.0
20	Azroy ANUAR	MAL	KALEX	269.3	267.9	267.3	267.3	267.3	267.7	269.3

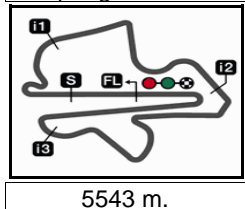
These data/results cannot be reproduced, stored and/or transmitted in whole or in part by any manner of electronic, mechanical, photocopying, recording, broadcasting or otherwise now known or herein after developed without the previous express consent by the copyright owner, except for reproduction in daily press and regular printed publications on sale to the public within 60 days of the event related to those data/results and always provided that copyright symbol appears together as follows below.

© DORNA, 2023

Official MotoGP Timing by TISSOT
www.motogp.com



Sepang, Friday, November 10, 2023



PETRONAS GRAND PRIX OF MALAYSIA
Practice Nr. 1
Chronological Analysis of Performances

5

* Lap / Sector time cancelled **T1** Time from finish line to 1st intermediate **T3** Time from 2nd intermed. to 3rd intermed.
P Crossing the finish line in pit lane **T2** Time from 1st intermed. to 2nd intermed. **T4** Time from 3rd intermediate to finish line

Lap	Lap Time	T1	T2	T3	T4	Speed	Lap	Lap Time	T1	T2	T3	T4	Speed							
1st 54 Fermín ALDEGUER Beta Tools SpeedUp SPA Runs=2 Total laps=14 Full laps=11 Valid laps=9							11	2'06.638	26.162	28.879	38.789	32.808	274.8	12	2'07.507	26.449	29.050	39.109*	32.899	274.8
1	2'38.281	27.909	32.166	42.321	34.189		13	2'07.122	26.458	28.928	38.836	32.900	274.8	14	2'11.632	26.291	28.872	42.774	33.695	274.8
2	2'12.825	27.549	29.772	39.774	35.730	270.6	15	2'06.844	26.293	28.876	38.804	32.871	274.1							
3	2'09.390	27.057	29.462	39.732	33.139	270.0	4th 79 Ai OGURA IDEMITSU Honda Te JPN Runs=2 Total laps=14 Full laps=11 Valid laps=9							1	3'40.814	27.168	30.750	40.594	33.669	
4	2'08.330	26.768	29.243	39.210	33.109	270.6	2	2'09.303	27.065	29.596	39.522	33.120	272.7	3	2'08.749	26.73*	29.305	39.559	33.147	274.1
5	2'07.913	26.622	28.956	39.115	33.220	270.0	4	2'08.361	26.720	29.190	39.397	33.054	274.8	5	2'07.515	26.651	28.984	38.964	32.916	275.5
6	2'09.009	26.502	29.140	39.865	33.502	270.6	6	2'08.942	26.571	29.357	39.644	33.370	274.1	7	2'07.718	26.665	29.120	38.890	33.043*	278.3
7	2'07.543	26.673	29.036	38.790	33.044	269.3	8	2'29.707	P 30.758	31.005	40.108	47.836	272.0	9	11'36.215	37.699	31.367	40.303	33.059	
8	2'07.242	26.577	29.020	38.705	32.940	269.3	10	2'06.649	26.549	28.877	38.532	32.691	272.7	11	2'06.826	26.505	28.885	38.710	32.726	273.4
9	2'25.679	P 27.450	31.166	41.813	45.250	270.0	12	2'07.205	26.504	28.966	38.749	32.986	273.4	13	2'06.655	26.386	28.848	38.605	32.816	273.4
10	11'39.785	26.457	29.602	39.464	33.297		14	2'13.200	31.121	29.076	39.068	33.935	272.0	5th 71 Dennis FOGGIA Italtrans Racing Team ITA Runs=2 Total laps=15 Full laps=12 Valid laps=12						
11	2'07.283	* 26.391	28.796	38.700*	33.396	275.5	1	2'38.627	26.656	31.242	42.151	34.200		2	2'12.689	27.729	29.710	39.762	35.488	270.6
12	2'06.338	26.226	28.747	38.577	32.788	275.5	3	2'11.152	27.409	29.462	40.954	33.327	268.6	4	2'09.057	27.158	29.152	39.554	33.193	276.2
13	2'06.183	26.308	28.650	38.458	32.767	275.5	5	2'09.582	27.113	29.218	39.979	33.272	274.1	6	2'09.190	27.015	29.305	39.610	33.260	276.9
14	2'23.316	* 29.823	33.969	44.226	35.298*	274.8	7	2'08.959	26.996	29.287	39.502	33.174	276.9	8	2'08.650	26.925	29.266	39.204	33.255	276.2
2nd 96 Jake DIXON Inde GASGAS Aspar GBR Runs=2 Total laps=14 Full laps=11 Valid laps=8							9	2'08.452	26.784	29.229	39.329	33.110	276.9	10	2'27.587	P 29.242	32.069	42.093	44.183	274.8
1	3'26.010	26.423	30.846	42.280	34.417		11	10'37.923	31.292	31.928	43.720	33.492		11	2'07.907	27.023	28.940	39.059	32.885	275.5
2	2'15.123	27.176	35.159	39.516	33.272	272.0	12	2'07.907	27.023	28.940	39.059	32.885	275.5	12	2'07.907	27.023	28.940	39.059	32.885	275.5
3	2'11.503	* 26.76*	29.334	39.099	36.307	275.5	13	2'07.059	26.554	28.900	38.706	32.899	276.2	13	2'07.059	26.554	28.900	38.706	32.899	276.2
4	2'08.607	26.631	29.498	39.329	33.149	276.2	14	2'06.748	26.488	28.693	38.712	32.855	275.5	14	2'06.748	26.488	28.693	38.712	32.855	275.5
5	2'08.563	26.610	29.146	39.323	33.484	274.1	15	2'09.560	26.648	28.902	40.157	33.853	276.2	15	2'09.560	26.648	28.902	40.157	33.853	276.2
6	2'08.090	26.713	29.254	39.065	33.058	274.8	6th 16 Joe ROBERTS Italtrans Racing Team USA Runs=2 Total laps=16 Full laps=13 Valid laps=12							1	3'03.485	29.393	33.420	41.559	34.010	
7	2'09.241	* 27.283	29.413	39.232	33.313*	276.9	2	2'10.765	27.541	29.864	39.882	33.478	261.5	2	2'10.765	27.541	29.864	39.882	33.478	261.5
8	2'07.677	26.714	29.219	38.743	33.001	275.5	3	2'09.153	27.015	29.389	39.510	33.239	272.0	3	2'09.153	27.015	29.389	39.510	33.239	272.0
9	2'23.513	P 29.023	30.618	40.979	42.893	253.5	3rd 37 Pedro ACOSTA Red Bull KTM Ajo SPA Runs=2 Total laps=15 Full laps=12 Valid laps=10													
10	11'25.707	26.758	31.235	39.839	33.823		1	2'50.747	26.785	30.580	40.466	33.698		1	2'50.747	26.785	30.580	40.466	33.698	
11	2'09.504	* 26.507	28.729	40.743*	33.525	273.4	2	2'08.907	27.151	29.275	39.274	33.207	269.3	2	2'08.907	27.151	29.275	39.274	33.207	269.3
12	2'06.243	26.310	28.626	38.521	32.786	276.2	3	2'08.695	26.733	29.443	39.323	33.196	270.0	3	2'08.695	26.733	29.443	39.323	33.196	270.0
13	2'06.600	26.253	28.736	38.568	33.043	276.2	4	2'07.885	26.514	29.138	39.125	33.108	271.3	4	2'07.885	26.514	29.138	39.125	33.108	271.3
14	2'17.362	30.327	32.142	41.133	33.760	274.8	5	2'08.031	26.604	29.260	39.149	33.018	272.0	5	2'08.031	26.604	29.260	39.149	33.018	272.0
3rd 37 Pedro ACOSTA Red Bull KTM Ajo SPA Runs=2 Total laps=15 Full laps=12 Valid laps=10							6	2'08.025	26.526	29.456	38.973	33.070	272.7	6	2'08.025	26.526	29.456	38.973	33.070	272.7
1	2'50.747	26.785	30.580	40.466	33.698		7	2'09.769	* 26.698	29.544	39.256	34.271*	270.0	7	2'09.769	* 26.698	29.544	39.256	34.271*	270.0
2	2'08.907	27.151	29.275	39.274	33.207	269.3	8	2'08.034	26.585	29.456	38.967	33.026	271.3	8	2'08.034	26.585	29.456	38.967	33.026	271.3
3	2'08.695	26.733	29.443	39.323	33.196	270.0	9	2'18.533	P 26.607	29.156	39.102	43.668	270.0	9	2'18.533	P 26.607	29.156	39.102	43.668	270.0
4	2'07.885	26.514	29.138	39.125	33.108	271.3	10	9'57.058	25.604	29.284	38.770	32.982		10	9'57.058	25.604	29.284	38.770	32.982	
5	2'08.031	26.604	29.260	39.149	33.018	272.0	Fastest Lap: Fermín ALDEGUER Beta Tools SpeedUp SPA 2'06.183 26.308 28.650 38.458 32.767													
6	2'08.025	26.526	29.456	38.973	33.070	272.7	These data/results cannot be reproduced, stored and/or transmitted in whole or in part by any manner of electronic, mechanical, photocopying, recording, broadcasting or otherwise now known or herein after developed without the previous express consent by the copyright owner, except for reproduction in daily press and regular printed publications on sale to the public within 60 days of the event related to those data/results and always provided that copyright symbol appears together as follows below.													
7	2'09.769	* 26.698	29.544	39.256	34.271*	270.0	© DORNA, 2023													
8	2'08.034	26.585	29.456	38.967	33.026	271.3	Official MotoGP Timing by TISSOT													
9	2'18.533	P 26.607	29.156	39.102	43.668	270.0	www.motogp.com													
10	9'57.058	25.604	29.284	38.770	32.982		Sepang, Friday, November 10, 2023													

Fastest Lap: Fermín ALDEGUER Beta Tools SpeedUp SPA 2'06.183 26.308 28.650 38.458 32.767

These data/results cannot be reproduced, stored and/or transmitted in whole or in part by any manner of electronic, mechanical, photocopying, recording, broadcasting or otherwise now known or herein after developed without the previous express consent by the copyright owner, except for reproduction in daily press and regular printed publications on sale to the public within 60 days of the event related to those data/results and always provided that copyright symbol appears together as follows below.
 © DORNA, 2023



Practice Nr. 1

Moto2

Lap	Lap Time	T1	T2	T3	T4	Speed	Lap	Lap Time	T1	T2	T3	T4	Speed
4	2'09.115	27.146	29.336	39.313	33.320	272.7	5	2'07.238	26.568	28.924	38.796	32.950	274.8
5	2'08.346	26.694	29.253	39.221	33.178	274.1	6	2'13.200	26.553	28.939	40.432	37.276	273.4
6	2'08.678	26.670	29.283	39.466	33.259	272.7	7	2'19.063 P	26.576	29.014	38.945	44.528	274.8
7	2'09.041 *	26.743	29.264	39.322	33.712*	272.0	8	10'13.203	27.863	29.841	39.846	33.691	
8	2'11.288	26.800	29.428	41.680	33.380	270.6	9	2'07.977	26.653	29.114	38.867	33.343	272.0
9	2'08.447	26.700	29.269	39.274	33.204	273.4	10	2'07.634	26.607	29.018	38.969	33.040	273.4
10	2'07.980	26.559	29.162	39.051	33.208	270.0	11	2'15.554	28.530	30.877	42.252	33.895	274.1
11	2'23.140 P	26.838	30.349	40.969	44.984	270.6	12	2'07.464	26.616	28.971	38.922	32.955	274.1
12	8'12.235	34.025	31.906	43.682	33.517		13	2'21.334	26.439	32.546	47.324	35.025	274.1
13	2'07.367	26.612	28.936	38.774	33.045	269.3	14	2'07.444	26.572	28.824	38.958	33.090	273.4
14	2'06.760	26.352	28.818	38.597	32.993	271.3	15	2'08.069	26.525	29.015	38.999	33.530	272.0
15	2'08.255	26.474	28.870	39.176	33.735	270.6							
16	2'07.404	26.356	28.976	38.850	33.222	274.1							

7th	24	Marcos RAMIREZ	OnlyFans American R SPA				
Runs=2	Total laps=16	Full laps=13	Valid laps=13				
1	2'32.057	27.496	33.321	41.693	34.269		
2	2'10.792	27.642	29.863	39.771	33.516	266.0	
3	2'08.945	26.955	29.276	39.432	33.282	269.3	
4	2'15.858	26.827	29.264	39.494	40.273	270.0	
5	2'08.244	26.819	29.207	38.973	33.245	266.6	
6	2'10.527	26.865	30.243	39.516	33.903	268.6	
7	2'20.263 P	27.246	29.461	40.374	43.182	270.0	
8	9'06.507	26.677	31.299	43.794	34.391		
9	2'08.110	26.903	29.226	38.856	33.125	266.0	
10	2'07.348	26.616	28.917	38.778	33.037	267.3	
11	2'13.611	26.559	34.793	38.964	33.295	267.3	
12	2'07.050	26.514	28.923	38.706	32.907	267.3	
13	2'09.437	26.958	29.250	39.781	33.448	269.3	
14	2'07.527	26.482	29.167	38.787	33.091	266.0	
15	2'07.317	26.632	28.816	38.726	33.143	267.9	
16	2'08.504	26.550	28.995	39.205	33.754	266.6	

8th	35	Somkiat CHANTRA	IDEMITSU Honda Te THA				
Runs=3	Total laps=14	Full laps=9	Valid laps=7				
1	3'22.133	27.316	31.306	40.547	33.650		
2	2'10.489	27.170	29.612	40.054	33.653	275.5	
3	2'09.399 *	27.15 *	29.625	39.404	33.219	274.1	
4	2'09.266	26.896	29.370	39.683	33.317	274.8	
5	2'08.816	27.007	29.343	39.345	33.121	274.1	
6	2'10.388	27.023	29.899	40.084	33.382	276.2	
7	2'08.796 *	26.714	29.265	39.610	33.207*	274.1	
8	2'19.651 P	26.738	29.424	39.609	43.880	272.7	
9	9'52.040	26.048	30.048	39.731	33.272		
10	2'08.563	26.677	29.341	39.442	33.103	272.0	
11	2'07.861	26.583	29.232	39.071	32.975	276.2	
12	2'18.188 P	26.538	29.373	40.772	41.505	276.2	
13	4'16.632	25.043	29.425	39.290	32.885		
14	2'07.147	26.489	28.993	38.760	32.905	272.7	

9th	18	Manuel GONZALEZ	Correos Prepago Yam SPA				
Runs=2	Total laps=15	Full laps=12	Valid laps=12				
1	3'16.682	27.318	30.686	41.283	34.120		
2	2'08.870	27.244	29.180	39.259	33.187	274.1	
3	2'07.904	26.750	29.283	38.934	32.937	274.8	
4	2'07.716	26.688	29.000	38.950	33.078	274.1	

10th 40 Aron CANET Pons Wegow Los40 SPA
Runs=2 Total laps=11 Full laps=8 Valid laps=9

1	3'17.311	25.214	30.354	39.836	34.304		
2	2'09.646	26.900	29.394	39.648	33.704	273.4	
	unfinished					272.7	
3	2'07.445 *	25.07*	29.301	39.491	33.576		
4	2'08.044	26.581	29.101	38.994	33.368	273.4	
5	2'07.971	26.654	29.107	38.964	33.246	272.0	
6	2'07.887	26.574	29.053	39.080	33.180	272.7	
7	2'07.701	26.623	29.046	38.911	33.121	272.0	
8	2'07.323 *	26.549	28.899	38.733*	33.142	272.7	
9	2'07.393	26.370	29.052	38.822	33.149	272.7	
10	2'22.031	29.941	36.980	41.761	33.349	269.3	
11	2'23.719	29.004	33.734	45.984	34.997	271.3	

11th 13 Celestino VIETTI Fantic Racing ITA
Runs=2 Total laps=14 Full laps=11 Valid laps=9

1	3'27.648	26.543	30.502	40.710	33.621		
2	2'10.146	27.375	29.658	39.609	33.504	274.1	
3	2'14.299 *	27.46 *	29.799	43.429	33.610	276.2	
4	2'09.539	27.050	29.493	39.329	33.667	274.1	
5	2'09.073	27.091	29.377	39.347	33.258	273.4	
6	2'08.950	26.872	29.398	39.357	33.323	275.5	
7	2'35.079 P	33.021	31.348	42.247	48.463	270.6	
8	10'58.548	27.662	30.309	40.264	33.326		
9	2'08.290	26.794	29.162	39.033	33.301	271.3	
10	2'07.821	26.586	29.280	38.876	33.079	273.4	
11	2'19.135 *	26.565	38.828	40.175*	33.567	273.4	
12	2'07.835	26.649	29.245	38.844	33.097	272.7	
13	2'07.468	26.567	29.152	38.744	33.005	272.7	
14	2'07.413	26.483	29.012	38.898	33.020	272.7	

12th 22 Sam LOWES Elf Marc VDS Racing GBR
Runs=2 Total laps=16 Full laps=12 Valid laps=11

1	3'05.126	28.084	31.314	44.740	41.007		
2	2'10.367	27.308	29.806	39.688	33.565	272.0	
3	2'08.940	26.876	29.396	39.396	33.272	272.7	
4	2'09.118	26.893	29.437	39.454	33.334	272.7	
5	2'09.041	26.828	29.218	39.248	33.747	272.7	
6	2'28.714 P	33.124	30.220	39.708	45.662	259.6	
7	8'31.607	27.158	29.898	40.470	33.474		
8	2'08.181	26.751	29.144	39.107	33.179	270.6	
9	2'13.839	26.663	34.031	39.887	33.258	272.0	
10	2'07.822	26.719	29.087	38.967	33.049	272.0	

Fastest Lap: Fermín ALDEGUER Beta Tools SpeedUp SPA 2'06.183 26.308 28.650 38.458 32.767

These data/results cannot be reproduced, stored and/or transmitted in whole or in part by any manner of electronic, mechanical, photocopying, recording, broadcasting or otherwise now known or herein after developed without the previous express consent by the copyright owner, except for reproduction in daily press and regular printed publications on sale to the public within 60 days of the event related to those data/results and always provided that copyright symbol appears together as follows below.
© DORNA, 2023

Practice Nr. 1

Moto2

Lap	Lap Time	T1	T2	T3	T4	Speed	Lap	Lap Time	T1	T2	T3	T4	Speed
11	2'07.725	26.599	29.188	38.997	32.941	272.7	12	2'08.038	26.679	29.069	39.003	33.287	271.3
12	2'07.842	26.664	29.032	39.031	33.115	272.0	13	2'07.668	26.763	28.925	38.859	33.121	273.4
13	2'15.040	31.777	30.773	39.339	33.151	257.7	14	2'07.574	26.654	28.946	38.839	33.135	272.0
14	2'07.432	26.596	29.052	38.751	33.033	273.4	16th 52 Jeremy ALCOBA QJMOTOR Gresini M SPA Runs=2 Total laps=13 Full laps=10 Valid laps=7						
15	2'07.821	26.719	29.028	39.137	32.937*	272.0	1	3'26.512	26.651	30.981	40.973	34.416	
16	2'47.476	P 28.755	31.920	58.043	48.758	262.7	2	2'11.084	27.217	30.113	39.820	33.934	272.7
13th 14 Tony ARBOLINO Elf Marc VDS Racing ITA Runs=2 Total laps=15 Full laps=12 Valid laps=10						3	2'15.321	27.25*	29.733	40.913	37.425	272.7	
1	3'31.397	26.568	30.756	40.282	33.615		4	2'09.737	27.008	29.588	39.600	33.541	273.4
2	2'08.949	27.065	29.264	39.305	33.315	272.7	5	2'09.862	27.006	29.524	39.947	33.385	274.1
3	2'11.453	28.44*	29.295	40.136	33.575	273.4	6	2'09.691	26.924	29.508	39.888	33.371	272.7
4	2'08.656	26.837	29.257	39.159	33.403	272.0	7	2'09.541	26.894	29.680	39.466	33.501*	273.4
5	2'08.849	26.843	29.275	39.230	33.501	272.0	8	2'25.543	P 27.073	29.854	44.919	43.697	272.0
6	2'08.354	26.743	29.268	39.054	33.289	273.4	9	13'16.861	26.971	30.168	39.474	33.256	
7	2'08.461	26.709	29.356	39.088	33.308*	273.4	10	2'15.039	26.780	29.056	45.648*	33.555	272.0
8	2'08.505	26.687	29.366	39.219	33.233	272.7	11	2'08.305	26.659	29.183	39.041	33.422	271.3
9	2'20.558	P 27.959	30.934	39.953	41.712	272.7	12	2'07.920	26.583	29.077	39.029	33.231	272.7
10	9'43.411	37.483	31.784	40.557	33.424		13	2'07.732	26.486	29.014	39.132	33.100	270.0
11	2'07.596	26.626	29.074	38.775	33.121	273.4	17th 28 Izan GUEVARA Inde GASGAS Aspar SPA Runs=2 Total laps=14 Full laps=11 Valid laps=10						
12	2'07.572	26.454	29.080	38.894	33.144	272.7	1	4'22.060	26.997	31.138	41.077	33.823	
13	2'07.449	26.548	29.031	38.777	33.093	271.3	2	2'10.883	27.660	29.808	40.073	33.342	274.8
14	2'07.824	26.640	29.087	38.961	33.136	270.6	3	2'10.036	27.463	29.495	39.957	33.121	276.2
15	2'07.879	26.524	29.108	39.001	33.246	272.0	4	2'08.853	26.798	29.354	39.577	33.124	279.7
14th 21 Alonso LOPEZ Beta Tools SpeedUp SPA Runs=3 Total laps=15 Full laps=10 Valid laps=9						5	2'10.599	27.368	29.533	39.585	34.113	277.6	
1	2'16.586	26.093	30.362	40.263	33.762		6	2'09.225	27.107	29.384	39.414	33.320	279.0
2	2'09.169	27.234	29.333	39.549	33.053	270.0	7	2'08.777	26.793	29.438	39.367	33.179	279.0
3	2'08.143	26.808	29.252	39.165	32.918	275.5	8	2'25.968	P 27.081	29.662	44.188	45.037	272.7
4	2'08.746	26.681	29.455	39.600	33.010	273.4	9	10'22.488	25.618	29.715	39.590	33.145	
5	2'08.692	26.509	29.382	39.373	33.428	275.5	10	2'07.967	26.818	29.167	39.209	32.773	274.8
6	2'08.122	26.710	29.132	39.258	33.022	275.5	11	2'11.706	26.596	29.091	41.667*	34.352	276.9
7	2'15.383	26.991	30.139	42.005	36.248	275.5	12	2'21.693	27.019	29.171	38.923	46.580	276.2
8	2'08.242	26.748	29.165	39.177	33.152	276.2	13	2'14.713	30.116	29.906	40.445	34.246	248.8
9	2'08.028	26.624	29.188	39.238	32.978	276.9	14	2'07.740	26.721	29.089	39.016	32.914	277.6
10	2'30.005	P 27.923	31.487	42.239	48.356	274.1	18th 7 Barry BALTUS Fieten Olie Racing GP BEL Runs=2 Total laps=16 Full laps=13 Valid laps=9						
11	6'32.940	25.847	29.764	39.530	33.388		1	2'56.184	26.362	30.148	41.000	34.645	
12	2'07.485	26.623	29.051	38.917	32.894	274.1	2	2'10.469	26.848	29.881	40.220	33.520	272.0
13	2'20.558	P 27.598	30.773	40.225	41.962	275.5	3	2'12.113	27.960	29.656	40.830	33.667	273.4
14	4'56.508	26.655	29.792	39.965	33.755		4	2'09.696	26.886	29.698	39.563	33.549*	274.8
15	2'06.719	26.345	28.698	38.786	32.890*	275.5	5	2'09.401	26.989	29.406	39.449	33.557	273.4
15th 12 Filip SALAC QJMOTOR Gresini M CZE Runs=2 Total laps=14 Full laps=11 Valid laps=8						6	2'09.530	26.899	29.565	39.579	33.487	272.7	
1	3'25.300	26.414	30.754	40.612	34.611		7	2'11.416	26.951	29.587	40.758	34.120*	270.6
2	2'10.818	27.661	29.951	39.563	33.643	268.6	8	2'09.360	27.015	29.433	39.531	33.381	272.0
3	2'09.640	27.19*	29.522	39.354	33.572	271.3	9	2'09.512	26.926	29.470	39.776	33.340	270.6
4	2'09.999	27.140	29.455	39.772	33.632	271.3	10	2'24.402	P 28.603	30.454	42.033	43.312	270.0
5	2'09.339	27.039	29.479	39.304	33.517	269.3	11	7'06.259	26.327	29.536	39.949	33.173	
6	2'09.258	27.010	29.443	39.478	33.327	269.3	12	2'07.818	26.547	29.160	39.103	33.008	269.3
7	2'09.121	26.949	29.403	39.318	33.451*	270.6	13	2'08.163	26.600	29.106	39.153*	33.304	271.3
8	2'08.926	26.892	29.444	39.304	33.286	271.3	14	2'10.890	26.564	31.417	39.432	33.477	270.6
9	2'26.518	P 26.964	30.260	44.148	45.146	270.6	15	2'08.150	26.493	29.097	39.241	33.319	268.6
10	11'23.526	31.259	30.682	40.412	34.248		16	2'08.462	26.728	29.271	39.277	33.186*	270.6
11	2'09.637	26.905	29.127	39.840*	33.765	270.0							

Fastest Lap: Fermín ALDEGUER Beta Tools SpeedUp SPA **2'06.183** 26.308 28.650 38.458 32.767

These data/results cannot be reproduced, stored and/or transmitted in whole or in part by any manner of electronic, mechanical, photocopying, recording, broadcasting or otherwise now known or herein after developed without the previous express consent by the copyright owner, except for reproduction in daily press and regular printed publications on sale to the public within 60 days of the event related to those data/results and always provided that copyright symbol appears together as follows below.
© DORNA, 2023

Practice Nr. 1

Moto2

Lap	Lap Time	T1	T2	T3	T4	Speed	Lap	Lap Time	T1	T2	T3	T4	Speed
19th	75	Albert ARENAS Red Bull KTM Ajo SPA					3	2'11.299	27.642	30.149	40.068	33.440	270.6
		Runs=2	Total laps=13	Full laps=10	Valid laps=8		4	2'10.673	27.117	29.675	40.126	33.755	270.6
1	2'28.148	26.348	31.669	40.590	34.244		5	2'09.944	27.132	29.583	39.595	33.634	274.1
2	2'11.586	27.431	30.077	40.331	33.747	270.0	6	2'09.323	26.951	29.402	39.547	33.423	272.7
3	2'10.731	27.236	29.861	39.901	33.733	270.0	7	2'09.585	27.148	29.540	39.367	33.530	272.0
4	2'10.011	27.010	29.509	40.198	33.294	271.3	8	2'09.269	26.900	29.388	39.289	33.692	271.3
5	2'09.587	27.055	29.517	39.532	33.483	268.6	9	2'13.357	26.986	32.314	39.841	34.216	270.6
6	2'09.784	27.155	29.562	39.668	33.399	271.3	10	2'09.058	26.867	29.423	39.384	33.384	271.3
7	3'33.929 P	27.087	29.391	39.273	1'58.178	271.3	11	2'08.796	26.773	29.383	39.376	33.264	272.7
8	12'33.617	29.611	30.246	39.904	33.724		12	2'25.674 P	28.421	30.717	41.157	45.379	246.5
9	2'08.697	26.950	29.134	39.324	33.289	267.3	13	6'51.994	26.485	30.532	39.899	33.452	
10	2'08.533 *	26.716	29.139	39.461 *	33.217	270.0	14	2'08.450	26.796	29.267	39.174	33.213	271.3
11	2'08.650	26.744	29.088	39.582	33.236	268.6		unfinished	27.019	29.178	39.009		271.3
12	2'07.911	26.722	29.107	38.835	33.247	270.0							
13	2'07.731 *	26.688	28.995	38.769	33.279 *	270.0	23rd	33	Rory SKINNER OnlyFans American R GBR				
									Runs=2	Total laps=16	Full laps=13	Valid laps=11	
							1	2'46.593	26.945	31.415	41.548	34.704	
							2	2'11.822	27.739	29.914	40.192	33.977	267.9
							3	2'11.088	27.502	29.829	40.145	33.612	266.0
							4	2'10.607	27.141	30.140	39.606	33.720	270.0
							5	2'10.701	27.120	30.337	39.747	33.497	269.3
							6	2'09.705	27.132	29.505	39.523	33.545	268.6
							7	2'10.042 *	27.039	29.568	39.693	33.742 *	270.0
							8	2'11.720	27.282	29.442	39.966	35.030	268.6
							9	2'20.689 P	27.252	29.732	40.050	43.655	270.6
							10	7'31.195	26.491	30.237	40.439	33.814	
							11	2'08.785	27.099	29.172	39.172	33.342	267.9
							12	2'08.810	26.915	29.310	39.185	33.400	269.3
							13	2'09.413 *	26.916	29.200	39.720 *	33.577	268.6
							14	2'08.695	26.926	29.215	39.080	33.474	270.6
							15	2'14.377	26.968	29.338	43.175	34.896	269.3
							16	2'08.498	26.871	29.218	39.147	33.262	270.0
20th	64	Bo BENDSNEYDER Pertamina Mandalika NED											
		Runs=2	Total laps=14	Full laps=11	Valid laps=9								
1	3'01.231	27.394	30.979	40.802	33.927								
2	2'09.395	27.056	29.470	39.471	33.398	269.3							
3	2'08.815	26.850	29.327	39.287	33.351	272.0							
4	2'09.078	26.814	29.514	39.344	33.406	274.1							
5	2'08.382	26.633	29.286	39.197	33.266	272.0							
6	2'29.900 P	28.837	35.134	41.036	44.893	269.3							
7	11'08.240	25.990	29.636	39.980	33.438								
8	2'09.279	26.855	29.599	39.452	33.373	267.9							
9	2'08.464	26.816	29.305	39.131	33.212	270.0							
10	2'08.609	26.682	29.299	39.293	33.335	269.3							
11	2'14.563 *	28.060	33.675	39.395 *	33.433	269.3							
12	2'09.325	26.539	29.176	39.419	34.191	271.3							
13	2'08.127	26.540	29.198	39.102	33.287	270.0							
14	2'13.085 *	26.551	30.434	42.418	33.682 *	269.3							
21st	11	Sergio GARCIA Pons Wegow Los40 SPA					24th	4	Sean Dylan KELLY Forward Team USA				
		Runs=2	Total laps=16	Full laps=13	Valid laps=12			Runs=2	Total laps=10	Full laps=7	Valid laps=7		
1	2'31.215	26.453	31.587	41.151	34.195		1	2'27.690	26.543	31.429	42.387	36.381	
2	2'10.686	27.369	29.654	40.024	33.639	274.1	2	2'12.195	27.609	29.910	40.626	34.050	269.3
3	2'10.021	27.089	29.446	39.681	33.805	274.1	3	2'10.939	27.212	29.789	39.945	33.993	267.9
4	2'13.418	27.921	30.163	41.462	33.872	276.2	4	2'10.618	27.152	29.565	40.193	33.708	269.3
5	2'10.096	27.124	29.655	39.702	33.615	274.1	5	2'09.811	27.019	29.510	39.769	33.513	268.6
6	2'10.635	27.166	29.669	40.122	33.678	273.4	6	2'10.110	27.082	29.664	39.750	33.614	268.6
7	2'09.838	27.040	29.491	39.548	33.759	274.8	7	2'09.769	27.033	29.583	39.679	33.474	270.6
8	2'10.156	27.365	29.577	39.590	33.624	272.0	8	2'24.890 P	29.796	30.883	41.520	42.691	269.3
9	2'23.863 P	27.046	29.623	40.188	47.006	273.4	9	11'13.376	25.151	29.937	40.274	35.044	
10	8'59.277	25.721	29.845	40.198	35.128		10	2'08.994	26.827	29.463	39.383	33.321	272.7
11	2'08.617	26.925	29.325	39.092	33.275	272.7		unfinished	26.795	29.343			271.3
12	2'10.738	26.818	29.344	39.291	35.285	271.3							
13	2'08.592	26.917	29.132	39.382	33.161	276.2							
14	2'08.230	26.689	29.420	38.956	33.165	272.7							
15	2'07.711 *	26.498	29.157	38.823	33.233 *	274.8							
16	2'08.159	26.638	29.129	39.027	33.365	274.1							
22nd	84	Zonta VD GOORBE Fieten Olie Racing GP NED											
		Runs=3	Total laps=14	Full laps=10	Valid laps=10								
1	3'01.537 P	30.103	32.487	42.811	45.018								
2	3'28.719	25.249	31.524	45.549	34.415								

Fastest Lap: Fermín ALDEGUER Beta Tools SpeedUp SPA **2'06.183** 26.308 28.650 38.458 32.767

These data/results cannot be reproduced, stored and/or transmitted in whole or in part by any manner of electronic, mechanical, photocopying, recording, broadcasting or otherwise now known or herein after developed without the previous express consent by the copyright owner, except for reproduction in daily press and regular printed publications on sale to the public within 60 days of the event related to those data/results and always provided that copyright symbol appears together as follows below.
© DORNA, 2023

Official MotoGP Timing by TISSOT
www.motogp.com

Sepang, Friday, November 10, 2023

Page 4 of 6



Practice Nr. 1

Moto2

Lap	Lap Time	T1	T2	T3	T4	Speed	Lap	Lap Time	T1	T2	T3	T4	Speed
8	2'14.307	27.044	32.385	41.091	33.787	273.4	14	2'09.296	26.834	29.390	39.562	33.510	276.9
9	2'11.163	27.362	30.075	40.180	33.546	274.8	15	2'08.925 *	27.160	29.187	39.391	33.187*	274.1
10	2'20.136 P	26.984	29.630	39.796	43.726	272.7	29th 17 Alex ESCRIG Forward Team SPA						
11	8'59.608	26.655	29.846	39.656	35.807		Runs=3 Total laps=13 Full laps=8 Valid laps=6						
12	2'08.740 *	26.715	29.234	39.561*	33.230	276.2	1	2'28.257	26.830	31.530	42.181	35.588	
13	2'08.995	26.813	29.404	39.617	33.161	274.8	2	2'26.583 P	27.872	30.693	42.120	45.898	270.0
14	2'10.498	26.793	29.411	41.174	33.120	274.1	3	9'37.485	31.429	32.418	41.625	34.187	
15	2'13.870 *	26.800	33.805	39.765	33.500*	274.1	4	2'12.244 *	27.701	30.366	40.184	33.993*	272.7
26th 23 Taiga HADA Pertamina Mandalika JPN							5	2'11.047	27.536	29.948	39.805	33.758	273.4
Runs=2 Total laps=13 Full laps=10 Valid laps=7							6	2'10.388	27.387	29.649	39.785	33.567	274.1
1	2'39.102	25.332	30.338	41.149	34.536		7	2'10.356	27.150	29.681	39.736	33.789	273.4
2	2'12.110	27.338	29.749	39.820	35.203	274.1	8	2'10.329	27.114	29.608	39.856	33.751	273.4
3	2'10.081	27.675	29.519	39.595	33.292	254.7	9	2'09.335	27.083	29.594	39.309	33.349	274.1
4	2'09.976	27.481	29.594	39.756	33.145	272.7	10	2'22.274 P	27.845	30.524	41.082	42.823	272.7
5	2'09.636	26.883	29.498	39.925	33.330	273.4	11	6'17.987	30.260	31.436	44.177	33.749	
6	2'10.179	27.506	29.681	39.663	33.329	272.0	12	2'11.140	27.018	29.315	41.358	33.449	274.1
7	2'09.807 *	27.302	29.435	39.660	33.410*	273.4	13	2'08.959 *	26.802	29.310	39.466	33.381*	274.1
8	2'21.071 P	27.259	30.105	39.985	43.722	271.3	30th 9 Mattia CASADEI Fantic Racing ITA						
9	13'24.962	30.303	30.531	40.281	33.392		Runs=2 Total laps=16 Full laps=13 Valid laps=11						
10	2'09.629 *	27.011	29.556	39.953*	33.109	270.6	1	2'57.385	27.817	31.818	42.159	35.026	
11	2'09.366	26.838	29.573	39.710	33.245	272.7	2	2'12.770	27.796	30.517	40.351	34.106	271.3
12	2'09.197	26.901	29.280	39.713	33.303	272.0	3	2'10.756	27.186	29.854	39.828	33.888	272.0
13	2'09.292 *	26.932	29.350	39.595	33.415*	272.7	4	2'10.895	27.121	29.645	40.064	34.065	272.0
27th 5 Kohta NOZANE Correos Prepagos Yam JPN							5	2'10.658	27.310	29.721	39.783	33.844	273.4
Runs=2 Total laps=13 Full laps=10 Valid laps=8							6	2'09.921	26.996	29.570	39.658	33.697	272.7
1	2'27.645	28.587	31.577	41.475	34.166		7	2'10.268 *	27.077	29.457	39.930	33.804*	272.7
2	2'11.743	27.573	29.710	40.441	34.019	267.9	8	2'18.926	26.964	29.457	40.877	41.628	272.0
3	2'11.063	27.147	29.796	40.242	33.878	268.6	9	2'24.839 P	27.136	30.175	42.604	44.924	270.6
4	2'10.322	27.251	29.519	40.054	33.498	268.6	10	7'57.287	27.542	30.496	39.725	33.656	
5	2'22.654	27.096	29.419	52.366	33.773	272.0	11	2'09.755	27.242	29.534	39.432	33.547	272.0
6	2'10.514	27.148	29.785	39.913	33.668	270.6	12	2'11.879	26.973	29.597	41.627	33.682	272.0
7	2'09.999 *	27.094	29.417	39.797	33.691*	270.6	13	2'09.588	26.842	29.533	39.575	33.638	273.4
8	2'17.841	27.212	32.555	44.022	34.052	269.3	14	2'23.046	27.023	36.499	45.565	33.959	272.0
9	2'34.819 P	27.231	38.175	42.370	47.043	269.3	15	2'13.490 *	27.166	29.823	41.492	35.009*	272.7
10	12'53.955	28.459	31.060	41.023	39.808		16	2'16.154	27.146	33.545	41.354	34.109	268.6
11	2'10.058	27.217	29.599	39.634	33.608	269.3	31st 20 Azroy ANUAR Petronas MIE Racing MAL						
12	2'09.264	26.963	29.474	39.467	33.360	267.3	Runs=2 Total laps=13 Full laps=10 Valid laps=8						
13	2'16.461 *	28.197	30.055	40.784	37.425*	267.9	1	3'08.681	27.315	32.258	42.254	35.045	
28th 15 Darryn BINDER Liqui Moly Husqvarna RSA							2	2'14.159	28.164	30.695	40.981	34.319	265.3
Runs=2 Total laps=15 Full laps=12 Valid laps=9							3	2'12.810	27.710	30.392	40.599	34.109	266.0
1	2'56.225	27.018	31.205	41.684	34.733		4	2'12.148	27.467	30.133	40.501	34.047	267.3
2	2'12.119	27.875	30.147	40.290	33.807	263.4	5	2'11.617	27.474	29.986	40.149	34.008	267.3
3	2'10.995	27.546	29.916	39.811	33.722	273.4	6	2'11.616	27.390	29.968	40.177	34.081	266.0
4	2'11.128	27.715	29.737	39.887	33.789	276.2	7	2'11.238 *	27.263	29.880	40.217	33.878*	269.3
5	2'10.951	27.362	29.797	40.234	33.558	275.5	8	2'11.233	27.248	30.009	40.073	33.903	267.3
6	2'09.768	27.088	29.663	39.688	33.329	274.1	9	2'26.036 P	30.901	30.721	40.931	43.483	267.3
7	2'13.054 *	29.477	29.781	40.047	33.749*	275.5	10	12'58.266 *	28.313	30.779	41.908*	40.349	
8	2'10.659	27.084	29.737	40.186	33.652	274.8	11	2'11.389	27.530	29.992	40.046	33.821	267.9
9	2'25.227 P	29.334	30.084	40.881	44.928	272.0	12	2'11.022	27.297	29.749	40.088	33.888	267.3
10	9'03.794	27.193	30.959	39.824	33.622		13	2'10.954 *	27.284	29.794	40.030	33.846*	266.6
11	2'09.417	26.975	29.332	39.630	33.480	271.3							
12	2'11.417 *	27.036	29.509	41.354*	33.518	272.7							
13	2'09.371	26.772	29.403	39.985	33.211	275.5							

Fastest Lap: Fermín ALDEGUER Beta Tools SpeedUp SPA 2'06.183 26.308 28.650 38.458 32.767

These data/results cannot be reproduced, stored and/or transmitted in whole or in part by any manner of electronic, mechanical, photocopying, recording, broadcasting or otherwise now known or herein after developed without the previous express consent by the copyright owner, except for reproduction in daily press and regular printed publications on sale to the public within 60 days of the event related to those data/results and always provided that copyright symbol appears together as follows below.
© DORNA, 2023

Practice Nr. 1

Moto2

Lap	Lap Time	T1	T2	T3	T4	Speed	Lap	Lap Time	T1	T2	T3	T4	Speed
32nd	32	Helmi AZMAN						Petronas MIE Racing MAL					
	Runs=2	Total laps=15		Full laps=12		Valid laps=10							
1	3'12.957	28.290	32.085	42.907	35.621								
2	2'15.450	28.159	31.030	41.510	34.751	268.6							
3	2'14.076	27.924	30.512	41.170	34.470	267.9							
4	2'13.962	27.793	30.467	41.161	34.541	270.6							
5	2'14.042	27.924	30.906	40.994	34.218	270.0							
6	2'13.165	27.599	30.264	41.051	34.251	269.3							
7	2'12.587 *	27.556	30.201	40.539	34.291*	268.6							
8	2'13.942	27.613	30.851	41.172	34.306	267.3							
9	2'13.044	27.738	30.282	40.692	34.332	267.9							
10	2'12.939	27.882	30.180	40.619	34.258	265.3							
11	2'29.465 P	30.201	32.214	43.387	43.663	267.3							
12	9'39.595	26.909	30.903	41.355	34.360								
13	2'12.225	27.572	30.186	40.495	33.972	267.9							
14	2'11.859 *	27.403	29.939	40.168	34.349*	267.9							
15	2'12.533	27.701	30.141	40.518	34.173	266.6							

Fastest Lap:	Fermín ALDEGUER	Beta Tools SpeedUp	SPA	2'06.183	26.308	28.650	38.458	32.767
---------------------	-----------------	--------------------	-----	-----------------	--------	--------	--------	--------

These data/results cannot be reproduced, stored and/or transmitted in whole or in part by any manner of electronic, mechanical, photocopying, recording, broadcasting or otherwise now known or herein after developed without the previous express consent by the copyright owner, except for reproduction in daily press and regular printed publications on sale to the public within 60 days of the event related to those data/results and always provided that copyright symbol appears together as follows below.

© DORNA, 2023

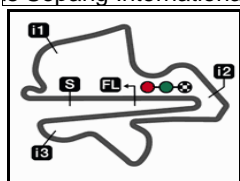
Official MotoGP Timing by TISSOT
www.motogp.com

Sepang, Friday, November 10, 2023

Page 6 of 6

moto2™





5543 m.

PETRONAS GRAND PRIX OF MALAYSIA

Practice Nr. 1

Best Partial Times

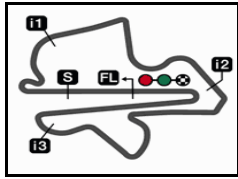
Moto2™

IT Ideal Lap Time, sum of the best partial times

BT Best Lap Time

T1		T2		T3		T4						
Pos	Rider	Time	Rider	Time	Rider	Time	Rider	Time	Pos	Rider	IT	BT
1	P.ACOSTA	26.162	J.DIXON	28.626	F.ALDEGUER	38.458	A.OGURA	32.691	1	F.ALDEGUER	2'06.101	2'06.183 (1)
2	F.ALDEGUER	26.226	F.ALDEGUER	28.650	J.DIXON	38.521	F.ALDEGUER	32.767	2	J.DIXON	2'06.186	2'06.243 (2)
3	J.DIXON	26.253	D.FOGGIA	28.693	A.OGURA	38.532	I.GUEVARA	32.773	3	A.OGURA	2'06.457	2'06.649 (4)
4	A.LOPEZ	26.345	A.LOPEZ	28.698	J.ROBERTS	38.597	J.DIXON	32.786	4	P.ACOSTA	2'06.612	2'06.638 (3)
5	J.ROBERTS	26.352	M.RAMIREZ	28.816	M.RAMIREZ	38.706	P.ACOSTA	32.808	5	A.LOPEZ	2'06.723	2'07.485 (14)
6	A.CANET	26.370	J.ROBERTS	28.818	D.FOGGIA	38.706	D.FOGGIA	32.855	6	D.FOGGIA	2'06.742	2'06.748 (5)
7	A.OGURA	26.386	M.GONZALEZ	28.824	C.VIETTI	38.744	S.CHANTRA	32.885	7	J.ROBERTS	2'06.760	2'06.760 (6)
8	M.GONZALEZ	26.439	A.OGURA	28.848	S.LOWES	38.751	A.LOPEZ	32.894	8	M.RAMIREZ	2'06.911	2'07.050 (7)
9	T.ARBOLINO	26.454	P.ACOSTA	28.872	S.CHANTRA	38.760	M.RAMIREZ	32.907	9	M.GONZALEZ	2'06.996	2'07.238 (9)
10	M.RAMIREZ	26.482	A.CANET	28.899	A.ARENAS	38.769	M.GONZALEZ	32.937	10	S.CHANTRA	2'07.127	2'07.147 (8)
11	C.VIETTI	26.483	F.SALAC	28.925	P.ACOSTA	38.770	S.LOWES	32.941	11	A.CANET	2'07.212	2'07.393 (10)
12	J.ALCOBA	26.486	S.CHANTRA	28.993	T.ARBOLINO	38.775	J.ROBERTS	32.993	12	C.VIETTI	2'07.244	2'07.413 (11)
13	D.FOGGIA	26.488	A.ARENAS	28.995	A.LOPEZ	38.786	C.VIETTI	33.005	13	S.LOWES	2'07.316	2'07.432 (12)
14	S.CHANTRA	26.489	C.VIETTI	29.012	M.GONZALEZ	38.796	B.BALTUS	33.008	14	T.ARBOLINO	2'07.353	2'07.449 (13)
15	B.BALTUS	26.493	J.ALCOBA	29.014	A.CANET	38.822	T.ARBOLINO	33.093	15	I.GUEVARA	2'07.381	2'07.740 (17)
16	S.GARCIA	26.498	S.LOWES	29.028	S.GARCIA	38.823	J.ALCOBA	33.100	16	F.SALAC	2'07.539	2'07.574 (15)
17	B.BENDSNEYDE	26.539	T.ARBOLINO	29.031	F.SALAC	38.839	T.HADA	33.109	17	S.GARCIA	2'07.611	2'08.159 (21)
18	S.LOWES	26.596	I.GUEVARA	29.089	I.GUEVARA	38.923	L.TULOVIC	33.120	18	J.ALCOBA	2'07.629	2'07.732 (16)
19	I.GUEVARA	26.596	B.BALTUS	29.097	Z.VD GOORBER	39.009	F.SALAC	33.121	19	A.ARENAS	2'07.669	2'07.911 (19)
20	F.SALAC	26.654	S.GARCIA	29.129	J.ALCOBA	39.029	A.CANET	33.121	20	B.BALTUS	2'07.701	2'07.818 (18)
21	A.ARENAS	26.688	R.SKINNER	29.172	R.SKINNER	39.080	S.GARCIA	33.161	21	B.BENDSNEY	2'08.029	2'08.127 (20)
22	L.TULOVIC	26.715	B.BENDSNEYDE	29.176	B.BENDSNEYDE	39.102	D.BINDER	33.211	22	Z.VD GOORBE	2'08.173	2'08.450 (22)
23	D.BINDER	26.772	Z.VD GOORBER	29.178	B.BALTUS	39.103	B.BENDSNEYDE	33.212	23	R.SKINNER	2'08.385	2'08.498 (23)
24	Z.VD GOORBER	26.773	D.BINDER	29.187	A.ESCRIG	39.309	Z.VD GOORBER	33.213	24	D.BINDER	2'08.561	2'09.296 (28)

These data/results cannot be reproduced, stored and/or transmitted in whole or in part by any manner of electronic, mechanical, photocopying, recording, broadcasting or otherwise now known or herein after developed without the previous express consent by the copyright owner, except for reproduction in daily press and regular printed publications on sale to the public within 60 days of the event related to those data/results and always provided that copyright symbol appears together as follows below.
© DORNA, 2023



5543 m.

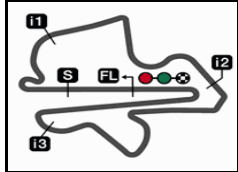
PETRONAS GRAND PRIX OF MALAYSIA**Practice Nr. 1****Best Partial Times****Moto2™***IT* Ideal Lap Time, sum of the best partial times*BT* Best Lap Time

T1		T2		T3		T4				<i>IT</i>	<i>BT</i>	
<i>Pos</i>	<i>Rider</i>	<i>Time</i>	<i>Rider</i>	<i>Time</i>	<i>Rider</i>	<i>Time</i>	<i>Rider</i>	<i>Time</i>	<i>Pos</i>	<i>Rider</i>	<i>IT</i>	<i>BT</i>
25	S.KELLY	26.795	L.TULOVIC	29.234	S.KELLY	39.383	A.ARENAS	33.217	25	L.TULOVIC	2'08.686	2'08.995 (25)
26	A.ESCRIG	26.802	T.HADA	29.280	D.BINDER	39.391	R.SKINNER	33.262	26	A.ESCRIG	2'08.770	2'09.335 (29)
27	T.HADA	26.838	A.ESCRIG	29.310	M.CASADEI	39.432	S.KELLY	33.321	27	T.HADA	2'08.822	2'09.197 (26)
28	M.CASADEI	26.842	S.KELLY	29.343	K.NOZANE	39.467	A.ESCRIG	33.349	28	S.KELLY	2'08.842	2'08.994 (24)
29	R.SKINNER	26.871	K.NOZANE	29.417	T.HADA	39.595	K.NOZANE	33.360	29	K.NOZANE	2'09.207	2'09.264 (27)
30	K.NOZANE	26.963	M.CASADEI	29.457	L.TULOVIC	39.617	M.CASADEI	33.547	30	M.CASADEI	2'09.278	2'09.588 (30)
31	A.ANUAR	27.248	A.ANUAR	29.749	A.ANUAR	40.030	A.ANUAR	33.821	31	A.ANUAR	2'10.848	2'11.022 (31)
32	H.AZMAN	27.403	H.AZMAN	29.939	H.AZMAN	40.168	H.AZMAN	33.972	32	H.AZMAN	2'11.482	2'12.225 (32)

These data/results cannot be reproduced, stored and/or transmitted in whole or in part by any manner of electronic, mechanical, photocopying, recording, broadcasting or otherwise now known or herein after developed without the previous express consent by the copyright owner, except for reproduction in daily press and regular printed publications on sale to the public within 60 days of the event related to those data/results and always provided that copyright symbol appears together as follows below.
© DORNA, 2023

Official MotoGP Timing by **TISSOT**
www.motogp.com






5543 m.

PETRONAS GRAND PRIX OF MALAYSIA

Practice Nr. 1

Fastest Laps Sequence

<i>Practice Time</i>	 <i>Rider</i>	<i>Nation</i>	<i>Motorcycle</i>	<i>Time</i>	<i>Km/h</i>	<i>Rider's Lap</i>
4'25.755	21 Alonso LOPEZ	SPA	BOSCOSCURO	2'09.169	154.4	2
4'59.654	37 Pedro ACOSTA	SPA	KALEX	2'08.907	154.7	2
5'25.552	18 Manuel GONZALEZ	SPA	KALEX	2'08.870	154.8	2
6'33.898	21 Alonso LOPEZ	SPA	BOSCOSCURO	2'08.143	155.7	3
7'33.456	18 Manuel GONZALEZ	SPA	KALEX	2'07.904	156.0	3
9'16.234	37 Pedro ACOSTA	SPA	KALEX	2'07.885	156.0	4
9'41.172	18 Manuel GONZALEZ	SPA	KALEX	2'07.716	156.2	4
11'48.410	18 Manuel GONZALEZ	SPA	KALEX	2'07.238	156.8	5
32'12.322	37 Pedro ACOSTA	SPA	KALEX	2'06.638	157.5	11
35'59.618	54 Fermín ALDEGUER	SPA	BOSCOSCURO	2'06.338	157.9	12
36'39.781	96 Jake DIXON	GBR	KALEX	2'06.243	158.0	12
38'05.801	54 Fermín ALDEGUER	SPA	BOSCOSCURO	2'06.183	158.1	13

These data/results cannot be reproduced, stored and/or transmitted in whole or in part by any manner of electronic, mechanical, photocopying, recording, broadcasting or otherwise now known or herein after developed without the previous express consent by the copyright owner, except for reproduction in daily press and regular printed publications on sale to the public within 60 days of the event related to those data/results and always provided that copyright symbol appears together as follows below.

© DORNA, 2023

Official MotoGP Timing by TISSOT
www.motogp.com

Sepang, Friday, November 10, 2023

