


5543 m.

PETRONAS GRAND PRIX OF MALAYSIA

Practice Nr. 3

Classification

10

	Rider	Nation	Team	Motorcycle	Time	Lap Total	Gap	Top Speed
1	96 Daniel HOLTADO	SPA	Red Bull KTM Tech3	KTM	2'11.139	7 11		227.8
2	53 Deniz ÖNCÜ	TUR	Red Bull KTM Ajo	KTM	2'11.364	9 10	0.225 0.225	224.5
3	5 Jaume MASIA	SPA	Leopard Racing	HONDA	2'11.573	11 12	0.434 0.209	226.8
4	71 Ayumu SASAKI	JPN	Liqui Moly Husqvarna Intact GP	HUSQVARNA	2'11.753	7 9	0.614 0.180	227.3
5	10 Diogo MOREIRA	BRA	MT Helmets - MSI	KTM	2'11.755	9 11	0.616 0.002	225.9
6	66 Joel KELSO	AUS	CFMOTO Racing PruestelGP	CFMOTO	2'11.758	9 10	0.619 0.003	225.9
7	31 Adrian FERNANDEZ	SPA	Leopard Racing	HONDA	2'11.819	8 8	0.680 0.061	229.2
8	18 Matteo BERTELLE	ITA	Rivacold Snipers Team	HONDA	2'11.853	6 10	0.714 0.034	228.3
9	48 Ivan ORTOLÁ	SPA	Angeluss MTA Team	KTM	2'12.015	9 10	0.876 0.162	227.8
10	55 Romano FENATI	ITA	Rivacold Snipers Team	HONDA	2'12.021	8 10	0.882 0.006	225.4
11	7 Filippo FARIOLI	ITA	Red Bull KTM Tech3	KTM	2'12.039	9 12	0.900 0.018	226.8
12	44 David MUÑOZ	SPA	BOE Motorsports	KTM	2'12.122	7 9	0.983 0.083	229.7
13	6 Ryusei YAMANAKA	JPN	Gaviota GASGAS Aspar Team	GASGAS	2'12.177	8 9	1.038 0.055	226.4
14	54 Riccardo ROSSI	ITA	SIC58 Squadra Corse	HONDA	2'12.202	9 10	1.063 0.025	226.8
15	99 José Antonio RUEDA	SPA	Red Bull KTM Ajo	KTM	2'12.301	9 9	1.162 0.099	225.9
16	43 Xavier ARTIGAS	SPA	CFMOTO Racing PruestelGP	CFMOTO	2'12.345	8 10	1.206 0.044	225.9
17	95 Collin VEIJER	NED	Liqui Moly Husqvarna Intact GP	HUSQVARNA	2'12.458	9 11	1.319 0.113	226.8
18	19 Scott OGDEN	GBR	VisionTrack Racing Team	HONDA	2'12.472	8 8	1.333 0.014	225.0
19	80 David ALONSO	COL	Gaviota GASGAS Aspar Team	GASGAS	2'12.501	9 11	1.362 0.029	227.3
20	72 Taiyo FURUSATO	JPN	Honda Team Asia	HONDA	2'12.595	9 9	1.456 0.094	224.0
21	82 Stefano NEPA	ITA	Angeluss MTA Team	KTM	2'12.681	9 11	1.542 0.086	227.8
22	27 Kaito TOBA	JPN	SIC58 Squadra Corse	HONDA	2'12.801	10 10	1.662 0.120	227.3
23	64 Mario AJI	INA	Honda Team Asia	HONDA	2'12.855	9 10	1.716 0.054	223.6
24	21 Vicente PEREZ	SPA	BOE Motorsports	KTM	2'12.868	8 10	1.729 0.013	225.0
25	70 Joshua WHATLEY	GBR	VisionTrack Racing Team	HONDA	2'12.925	8 9	1.786 0.057	223.1
26	20 Lorenzo FELLON	FRA	CIP Green Power	KTM	2'13.935	4 11	2.796 1.010	227.8
27	63 Syarifuddin AZMAN	MAL	MT Helmets - MSI	KTM	2'14.199	10 10	3.060 0.264	227.8
28	38 David SALVADOR	SPA	CIP Green Power	KTM	2'15.268	6 11	4.129 1.069	228.8

Practice condition: Dry

Air: 26°

Humidity: 90%

Ground: 30°

Fastest Lap:	Lap: 7	Daniel HOLTADO	2'11.139	152.1 Km/h
Best Race Lap:	2022	Ayumu SASAKI	2'12.671	150.4 Km/h
All Time Lap Record:	2023	Daniel HOLTADO	2'11.139	152.1 Km/h

The results are provisional until the end of the limit for protest and appeals.

Time limit for protest expires 60' after publication of the results - Time:

These data/results cannot be reproduced, stored and/or transmitted in whole or in part by any manner of electronic, mechanical, photocopying, recording, broadcasting or otherwise now known or herein after developed without the previous express consent by the copyright owner, except for reproduction in daily press and regular printed publications on sale to the public within 60 days of the event related to those data/results and always provided that copyright symbol appears together as follows below.

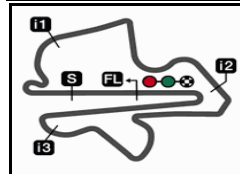
© DORNA, 2023

Official MotoGP Timing by TISSOT

www.motogp.com

Sepang, Saturday, November 11, 2023






5543 m.

PETRONAS GRAND PRIX OF MALAYSIA

Practice Nr. 3

Combined Practice Times

11

	Rider	Nation	Team	MOTORCYCLE	P1	P2	P3	Gap				
1	96 D.HOLGADO	SPA	Red Bull KTM Tech3	KTM	2'13.480	12	2'12.574	10	2'11.139	7		
2	53 D.ÖNCÜ	TUR	Red Bull KTM Ajo	KTM	2'12.500	11	2'12.992	11	2'11.364	9	0.225	0.225
3	5 J.MASIA	SPA	Leopard Racing	HONDA	2'12.065	10	2'12.699	11	2'11.573	11	0.434	0.209
4	71 A.SASAKI	JPN	Liqui Moly Husqvarna Intact GPHUSQVARNA	HUSQVARNA	2'13.374	10	2'12.662	7	2'11.753	7	0.614	0.180
5	10 D.MOREIRA	BRA	MT Helmets - MSI	KTM	2'12.955	11	2'13.482	7	2'11.755	9	0.616	0.002
6	66 J.KELSO	AUS	CFMOTO Racing PruestelGP	CFMOTO	2'13.044	13	2'13.154	13	2'11.758	9	0.619	0.003
7	31 A.FERNANDEZ	SPA	Leopard Racing	HONDA	2'13.728	12	2'12.647	11	2'11.819	8	0.680	0.061
8	18 M.BERTELLE	ITA	Rivacold Snipers Team	HONDA	2'13.597	11	2'12.570	11	2'11.853	6	0.714	0.034
9	48 I.ORTOLÁ	SPA	Angeluss MTA Team	KTM	2'13.568	11	2'12.940	11	2'12.015	9	0.876	0.162
10	55 R.FENATI	ITA	Rivacold Snipers Team	HONDA	2'12.580	12	2'12.946	12	2'12.021	8	0.882	0.006
11	7 F.FARIOLI	ITA	Red Bull KTM Tech3	KTM	2'13.749	12	2'13.773	11	2'12.039	9	0.900	0.018
12	44 D.MUÑOZ	SPA	BOE Motorsports	KTM	2'12.958	10	2'12.803	8	2'12.122	7	0.983	0.083
13	6 R.YAMANAKA	JPN	Gaviota GASGAS Aspar Team	GASGAS	2'14.109	10	2'13.536	10	2'12.177	8	1.038	0.055
14	54 R.ROSSI	ITA	SIC58 Squadra Corse	HONDA	2'13.882	12	2'13.612	10	2'12.202	9	1.063	0.025
15	99 J.RUEDA	SPA	Red Bull KTM Ajo	KTM	2'13.042	11	2'13.369	11	2'12.301	9	1.162	0.099
16	43 X.ARTIGAS	SPA	CFMOTO Racing PruestelGP	CFMOTO	2'13.420	12	2'15.365	9	2'12.345	8	1.206	0.044
17	95 C.VEIJER	NED	Liqui Moly Husqvarna Intact GPHUSQVARNA	HUSQVARNA	2'14.327	12	2'13.788	5	2'12.458	9	1.319	0.113
18	19 S.OGDEN	GBR	VisionTrack Racing Team	HONDA	2'14.135	12	2'15.105	7	2'12.472	8	1.333	0.014
19	80 D.ALONSO	COL	Gaviota GASGAS Aspar Team	GASGAS	2'13.384	13	2'12.555	13	2'12.501	9	1.362	0.029
20	72 T.FURUSATO	JPN	Honda Team Asia	HONDA	2'13.851	12	2'12.518	9	2'12.595	9	1.379	0.017
21	82 S.NEPA	ITA	Angeluss MTA Team	KTM	2'13.589	12	2'13.499	12	2'12.681	9	1.542	0.163
22	27 K.TOBA	JPN	SIC58 Squadra Corse	HONDA	2'14.149	11	2'13.490	10	2'12.801	10	1.662	0.120
23	64 M.AJI	INA	Honda Team Asia	HONDA	2'14.649	11	2'14.349	13	2'12.855	9	1.716	0.054
24	21 V.PEREZ	SPA	BOE Motorsports	KTM	2'14.317	9	2'13.540	10	2'12.868	8	1.729	0.013
25	70 J.WHATLEY	GBR	VisionTrack Racing Team	HONDA	2'13.961	11	2'13.990	10	2'12.925	8	1.786	0.057
26	20 L.FELLON	FRA	CIP Green Power	KTM	2'14.982	10	2'13.997	9	2'13.935	4	2.796	1.010
27	38 D.SALVADOR	SPA	CIP Green Power	KTM	2'14.334	11	2'14.148	12	2'15.268	6	3.009	0.213
28	63 S.AZMAN	MAL	MT Helmets - MSI	KTM	2'14.258	10	2'14.598	9	2'14.199	10	3.060	0.051

Pole Position Record:	2022	Dennis FOGGIA	2'11.411	151.8 Km/h
Best Race Lap:	2022	Ayumu SASAKI	2'12.671	150.4 Km/h
All Time Lap Record:	2023	Daniel HOLGADO	2'11.139	152.1 Km/h

The results are provisional until the end of the limit for protest and appeals.

Time limit for protest expires 60' after publication of the results - Time:

These data/results cannot be reproduced, stored and/or transmitted in whole or in part by any manner of electronic, mechanical, photocopying, recording, broadcasting or otherwise now known or herein after developed without the previous express consent by the copyright owner, except for reproduction in daily press and regular printed publications on sale to the public within 60 days of the event related to those data/results and always provided that copyright symbol appears together as follows below.

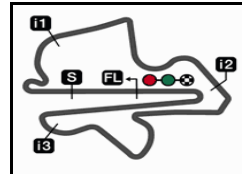
© DORNA, 2023

Official MotoGP Timing by TISSOT
www.motogp.com

Sepang, Saturday, November 11, 2023







5543 m.

PETRONAS GRAND PRIX OF MALAYSIA

Practice Nr. 3

Top Speed & Average

12

	Rider	Nation	Motorcycle	Top 5 speeds					Average	Top
44	David MUÑOZ	SPA	KTM	229.7	229.2	227.8	227.8	227.3	228.2	229.7
31	Adrian FERNANDEZ	SPA	HONDA	229.2	228.8	227.8	227.3	222.6	227.1	229.2
38	David SALVADOR	SPA	KTM	228.8	227.3	226.4	225.4	221.7	225.9	228.8
18	Matteo BERTELLE	ITA	HONDA	228.3	226.4	225.9	225.9	225.4	226.4	228.3
20	Lorenzo FELLON	FRA	KTM	227.8	227.3	226.8	226.4	226.4	226.9	227.8
48	Ivan ORTOLÁ	SPA	KTM	227.8	226.4	225.4	225.0	225.0	225.9	227.8
63	Syarifuddin AZMAN	MAL	KTM	227.8	227.3	226.4	225.9	224.5	226.4	227.8
82	Stefano NEPA	ITA	KTM	227.8	227.3	226.4	225.0	225.0	225.9	227.8
96	Daniel HOLGADO	SPA	KTM	227.8	226.4	225.9	225.9	225.4	226.3	227.8
27	Kaito TOBA	JPN	HONDA	227.3	225.0	222.6	222.6	222.6	224.0	227.3
71	Ayumu SASAKI	JPN	HUSQVARNA	227.3	227.3	226.4	226.4	225.9	226.7	227.3
80	David ALONSO	COL	GASGAS	227.3	225.4	224.5	224.0	223.1	224.6	227.3
5	Jaume MASIA	SPA	HONDA	226.8	225.4	225.4	225.4	225.0	225.6	226.8
7	Filippo FARIOLI	ITA	KTM	226.8	226.4	225.9	225.4	225.0	225.8	226.8
54	Riccardo ROSSI	ITA	HONDA	226.8	225.9	225.9	225.4	225.4	225.9	226.8
95	Collin VEIJER	NED	HUSQVARNA	226.8	223.6	223.1	223.1	222.6	223.6	226.8
6	Ryusei YAMANAKA	JPN	GASGAS	226.4	225.0	224.5	223.6	223.6	224.6	226.4
10	Diogo MOREIRA	BRA	KTM	225.9	225.9	225.4	225.4	225.0	225.4	225.9
43	Xavier ARTIGAS	SPA	CFMOTO	225.9	225.4	225.4	223.1	222.2	224.0	225.9
66	Joel KELSO	AUS	CFMOTO	225.9	225.9	221.7	220.4	219.9	221.9	225.9
99	José Antonio RUEDA	SPA	KTM	225.9	225.4	225.4	225.0	225.0	225.3	225.9
55	Romano FENATI	ITA	HONDA	225.4	223.1	222.2	221.7	221.3	222.5	225.4
19	Scott OGDEN	GBR	HONDA	225.0	225.0	224.5	223.1	223.1	224.1	225.0
21	Vicente PEREZ	SPA	KTM	225.0	224.0	223.1	223.1	222.6	223.6	225.0
53	Deniz ÖNCÜ	TUR	KTM	224.5	224.0	224.0	224.0	223.6	224.0	224.5
72	Taiyo FURUSATO	JPN	HONDA	224.0	222.6	222.6	222.2	221.7	222.6	224.0
64	Mario AJI	INA	HONDA	223.6	221.7	219.9	219.5	216.8	220.3	223.6
70	Joshua WHATLEY	GBR	HONDA	223.1	222.6	222.6	219.9	219.9	221.6	223.1

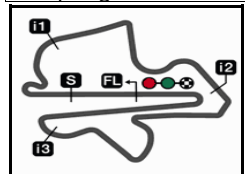
These data/results cannot be reproduced, stored and/or transmitted in whole or in part by any manner of electronic, mechanical, photocopying, recording, broadcasting or otherwise now known or herein after developed without the previous express consent by the copyright owner, except for reproduction in daily press and regular printed publications on sale to the public within 60 days of the event related to those data/results and always provided that copyright symbol appears together as follows below.

© DORNA, 2023

Official MotoGP Timing by TISSOT
www.motogp.com



Sepang, Saturday, November 11, 2023



5543 m.

PETRONAS GRAND PRIX OF MALAYSIA

Practice Nr. 3

Chronological Analysis of Performances

13

* Lap / Sector time cancelled

T1 Time from finish line to 1st intermediate

T3 Time from 2nd intermed. to 3rd intermed.

P Crossing the finish line in pit lane

T2 Time from 1st intermed. to 2nd intermed.

T4 Time from 3rd intermediate to finish line

Lap	Lap Time	T1	T2	T3	T4	Speed	Lap	Lap Time	T1	T2	T3	T4	Speed
1st	96	Daniel HOLGADO		Red Bull KTM Tech3		SPA	3	2'13.547	28.145	29.972	39.932	35.498	225.9
		Runs=2	Total laps=11	Full laps=8	Valid laps=8		4	2'13.135	28.066	29.882	39.736	35.451	226.4
1	3'14.249	25.620	31.026	40.448	35.654		5	2'28.219 P	32.786	30.383	41.072	43.978	220.4
2	2'13.395	28.036	30.055	39.788	35.516	223.6	6	10'56.872	24.328	29.957	39.692	36.709	
3	2'12.853	28.044	29.859	39.561	35.389	224.5	7	2'11.753	27.709	29.608	39.214	35.222	227.3
4	2'12.926	27.834	29.919	39.691	35.482	225.0	8	2'58.492	33.438	32.662	43.808	1'08.584	227.3
5	2'28.162 P	27.813	29.928	39.732	50.689	225.4	9	2'13.024 *	27.975	29.930*	39.771	35.348	225.0
6	7'00.562	30.542	30.959	39.653	36.279		5th	10	Diogo MOREIRA		MT Helmets - MSI		BRA
7	2'11.139	27.553	29.438	39.027	35.121	225.9			Runs=2	Total laps=11	Full laps=8	Valid laps=8	
8	2'11.506	27.586	29.446	39.247	35.227	225.9	1	3'16.236	24.605	30.318	40.164	35.739	
9	2'11.647	27.551	29.483	39.214	35.399	226.4	2	2'13.294	28.029	29.929	39.712	35.624	225.0
10	2'21.826	35.398	30.569	40.011	35.848	225.0	3	2'12.878	27.827	29.844	39.683	35.524	224.5
11	2'12.252	27.581	29.657	39.700	35.314	227.8	4	2'18.465	28.038	30.673	44.223	35.531	224.5
2nd	53	Deniz ÖNCÜ		Red Bull KTM Ajo		TUR	5	2'13.434	28.046	29.855	39.890	35.643	225.9
		Runs=2	Total laps=10	Full laps=7	Valid laps=7		6	2'14.264	28.134	29.961	40.336	35.833	225.0
1	4'31.331	32.956	30.547	40.107	36.414		7	2'24.106 P	28.799	30.854	41.337	43.116	223.1
2	2'13.970	28.638	29.932	39.781	35.619	219.0	8	8'01.468	23.583	29.629	39.600	38.119	
3	2'12.877	28.078	29.935	39.331	35.533	224.0	9	2'11.755	27.661	29.498	39.374	35.222	225.4
4	2'13.286	28.060	29.760	39.420	36.046	224.0	10	2'42.642	27.771	29.790	41.521	1'03.560	225.4
5	2'16.983	30.624	30.344	40.231	35.784	223.6	11	2'13.357	27.829	30.058	39.756	35.714	225.9
6	2'12.669	27.924	29.838	39.389	35.518	224.5	6th	66	Joel KELSO		CFMOTO Racing Pru		AUS
7	2'22.738 P	28.078	29.961	39.697	45.002	223.6			Runs=2	Total laps=10	Full laps=7	Valid laps=7	
8	7'54.956	24.937	29.887	40.755	38.849		1	3'49.745	26.876	33.685	40.697	36.175	
9	2'11.364	27.784	29.409	38.836	35.335	222.6	2	2'14.270	28.231	29.983	40.014	36.042	219.5
10	2'13.981	27.881	30.000	40.672	35.428	224.0	3	2'14.060	28.125	30.054	39.986	35.895	219.9
3rd	5	Jaume MASIA		Leopard Racing		SPA	4	2'14.125	28.063	30.002	40.138	35.922	219.9
		Runs=2	Total laps=12	Full laps=9	Valid laps=9		5	2'17.567	28.401	31.595	41.154	36.417	219.9
1	4'05.664	26.876	31.037	40.777	35.800		6	2'20.989	28.122	30.047	42.603	40.217	220.4
2	2'13.187	28.037	29.964	39.731	35.455	224.5	7	2'23.494 P	28.253	29.997	40.504	44.740	221.7
3	2'12.891	27.830	30.010	39.602	35.449	225.0	8	8'27.877	28.828	30.463	39.878	35.884	
4	2'12.918	27.951	29.774	39.717	35.476	225.4	9	2'11.758	27.585	29.612	39.230	35.331	225.9
5	2'12.902	27.772	29.961	39.662	35.507	225.4	10	2'12.119	27.665	29.649	39.401	35.404	225.9
6	2'12.643	27.787	29.821	39.556	35.479	224.5	7th	31	Adrian FERNANDEZ		Leopard Racing		SPA
7	2'18.887	29.695	31.811	41.457	35.924	224.5			Runs=3	Total laps=8	Full laps=4	Valid laps=4	
8	2'12.766	27.890	29.824	39.519	35.533	224.5	1	4'41.938	25.038	33.513	41.002	41.029	
9	2'24.397 P	28.857	31.155	40.935	43.450	222.2	2	2'13.610	28.072	30.113	39.987	35.438	229.2
10	4'44.345	25.837	30.625	40.927	36.285		3	2'13.354	27.988	30.085	39.948	35.333	228.8
11	2'11.573	27.595	29.488	39.226	35.264	226.8	4	2'13.117	28.087	30.000	39.730	35.300	227.8
12	2'24.379	27.607	36.182	43.318	37.272	225.4	5	2'28.716 P	32.836	30.526	40.954	44.400	222.6
4th	71	Ayumu SASAKI		Liqui Moly Husqvarna		JPN	6	11'10.979 P	24.257	29.993	39.605	45.806	
		Runs=2	Total laps=9	Full laps=6	Valid laps=5		7	3'14.567	25.714	31.922	45.182	36.881	
1	4'41.588	25.544	33.426	41.021	40.850		8	2'11.819	27.876	29.661	39.178	35.104	227.3
2	2'13.637	28.148	30.066	39.862	35.561	226.4							

Fastest Lap: Daniel HOLGADO Red Bull KTM Tech3 SPA **2'11.139** 27.553 29.438 39.027 35.121

These data/results cannot be reproduced, stored and/or transmitted in whole or in part by any manner of electronic, mechanical, photocopying, recording, broadcasting or otherwise now known or herein after developed without the previous express consent by the copyright owner, except for reproduction in daily press and regular printed publications on sale to the public within 60 days of the event related to those data/results and always provided that copyright symbol appears together as follows below.
© DORNA, 2023

Practice Nr. 3

Moto3

Lap	Lap Time	T1	T2	T3	T4	Speed	Lap	Lap Time	T1	T2	T3	T4	Speed	
8th	18	Matteo BERTELLE Rivacold Snipers Tea ITA					1	4'42.435	25.286	33.032	41.602	40.453		
		Runs=2	Total laps=10	Full laps=7	Valid laps=7		2	2'13.385	28.281	30.093	39.737	35.274	229.2	
1	4'42.229	25.129	33.390	41.272	40.713		3	2'13.226	27.999	29.875	39.980	35.372	227.8	
2	2'14.494	28.459	30.237	39.885	35.913	225.9	4	2'13.507	28.075	30.135	39.846	35.451	229.7	
3	2'14.106	28.365	30.361	39.769	35.611	228.3	5	2'28.725 P	30.873	30.150	41.648	46.054	227.3	
4	2'23.278 P	28.120	30.110	39.920	45.128	226.4	6	10'56.627	23.988	29.836	39.450	36.161		
5	7'48.213	28.866	31.693	39.823	36.002		7	2'12.122	27.823	29.602	39.464	35.233	227.8	
6	2'11.853	27.829	29.627	39.254	35.143	225.9	8	2'58.724	32.314	33.106	42.482	1'10.822	227.3	
7	2'12.106	27.745	29.693	39.258	35.410	224.0	9	2'14.654 *	27.836	30.496*	40.685	35.637	226.8	
8	2'20.143	30.251	31.679	41.360	36.853	224.5								
9	2'13.107	27.933	30.151	39.572	35.451	222.6								
10	2'12.562	27.822	29.785	39.531	35.424	225.4								
9th	48	Ivan ORTOLÁ Angeluss MTA Team SPA					1	3'17.044	24.886	30.507	40.165	35.938		
		Runs=3	Total laps=10	Full laps=5	Valid laps=5		2	2'14.799	28.204	30.067	39.760	36.768	223.1	
1	2'25.344	25.034	30.775	40.558	35.924		3	2'12.948	27.961	29.907	39.652	35.428	223.6	
2	2'18.068	28.098	30.050	40.183	39.737	221.7	4	2'12.628	27.739	29.672	39.582	35.635	226.4	
3	2'13.121	27.950	30.008	39.530	35.633	225.0	5	2'20.519	28.091	30.154	41.263	41.011	223.1	
4	2'13.032	27.948	29.902	39.712	35.470	227.8	6	2'24.675 P	28.123	30.056	39.859	46.637	224.5	
5	2'23.550 P	27.824	29.995	39.807	45.924	226.4	7	11'18.666	30.281	30.236	39.679	35.829		
6	5'23.236	25.800	30.474	40.257	35.732		8	2'12.177	27.845	29.649	39.344	35.339	225.0	
7	2'21.576 P	28.305	30.158	40.289	42.824	221.3	9	2'12.236	27.866	29.553	39.326	35.491	223.6	
8	5'29.423	23.970	29.825	39.491	36.769									
9	2'12.015	27.665	29.879	39.231	35.240	225.4								
10	3'00.830	34.588	31.780	42.457	1'12.005	225.0								
10th	55	Romano FENATI Rivacold Snipers Tea ITA					1	4'50.556 P	26.396	31.314	40.818	48.870		
		Runs=3	Total laps=10	Full laps=6	Valid laps=6		2	2'37.712	24.997	30.472	40.252	35.755		
1	4'50.556 P	26.396	31.314	40.818	48.870		3	2'13.783	28.209	29.826	40.023	35.725	221.3	
2	2'37.712	24.997	30.472	40.252	35.755		4	2'25.472	35.556	34.370	39.765	35.781	221.7	
3	2'13.783	28.209	29.826	40.023	35.725	221.3	5	2'13.503	28.086	29.921	39.750	35.746	221.3	
4	2'25.472	35.556	34.370	39.765	35.781	221.7	6	2'25.939 P	29.693	30.794	40.886	44.566	216.4	
5	2'13.503	28.086	29.921	39.750	35.746	221.3	7	8'09.697	25.661	29.944	39.372	36.623		
6	2'25.939 P	29.693	30.794	40.886	44.566	216.4	8	2'12.021	27.853	29.524	39.284	35.360	225.4	
7	8'09.697	25.661	29.944	39.372	36.623		9	2'20.916	29.875	30.510	39.977	40.554	223.1	
8	2'12.021	27.853	29.524	39.284	35.360	225.4	10	2'16.792	27.862	29.698	40.611	38.621	222.2	
9	2'20.916	29.875	30.510	39.977	40.554	223.1								
10	2'16.792	27.862	29.698	40.611	38.621	222.2								
11th	7	Filippo FARIOLI Red Bull KTM Tech3 ITA					1	3'16.478	25.279	30.982	41.639	36.606		
		Runs=2	Total laps=12	Full laps=9	Valid laps=9		2	2'14.450	28.278	30.081	40.136	35.955	226.8	
1	3'16.478	25.279	30.982	41.639	36.606		3	2'13.612	27.965	30.099	39.988	35.560	224.5	
2	2'14.450	28.278	30.081	40.136	35.955	226.8	4	2'14.086	27.894	30.211	39.927	36.054	225.9	
3	2'13.612	27.965	30.099	39.988	35.560	224.5	5	2'13.745	27.853	29.973	40.256	35.663	225.0	
4	2'14.086	27.894	30.211	39.927	36.054	225.9	6	2'23.521 P	28.029	32.547	39.928	43.017	223.1	
5	2'13.745	27.853	29.973	40.256	35.663	225.0	7	4'44.723	26.871	30.398	40.143	35.621		
6	2'23.521 P	28.029	32.547	39.928	43.017	223.1	8	2'12.905	27.856	29.849	39.649	35.551	221.7	
7	4'44.723	26.871	30.398	40.143	35.621		9	2'12.039	27.713	29.548	39.409	35.369	226.4	
8	2'12.905	27.856	29.849	39.649	35.551	221.7	10	2'14.376	27.818	30.417	40.448	35.693	224.0	
9	2'12.039	27.713	29.548	39.409	35.369	226.4	11	2'17.919	31.830	30.249	40.212	35.628	225.4	
10	2'14.376	27.818	30.417	40.448	35.693	224.0	12	2'13.164	27.782	29.847	40.047	35.488	225.0	
11	2'17.919	31.830	30.249	40.212	35.628	225.4								
12	2'13.164	27.782	29.847	40.047	35.488	225.0								
12th	44	David MUÑOZ BOE Motorsports SPA					1	4'12.844	25.562	31.427	40.719	37.310		
		Runs=2	Total laps=9	Full laps=6	Valid laps=5		2	2'20.410	28.173	30.203	40.054	41.980	221.7	
1	4'12.844	25.562	31.427	40.719	37.310		3	2'13.961	28.235	30.177	39.763	35.786	223.1	
2	2'20.410	28.173	30.203	40.054	41.980	221.7	4	2'13.615	28.124	30.028	39.754	35.709	222.2	
3	2'13.961	28.235	30.177	39.763	35.786	223.1	5	2'15.184	28.647	30.215	40.304	36.018	222.2	
4	2'13.615	28.124	30.028	39.754	35.709	222.2	6	2'24.678 P	28.426	30.828	41.115	44.309	221.3	
5	2'15.184	28.647	30.215	40.304	36.018	222.2	7	9'17.811	24.286	30.160	39.662	35.604		
6	2'24.678 P	28.426	30.828	41.115	44.309	221.3								
7	9'17.811	24.286	30.160	39.662	35.604									

Fastest Lap: Daniel HOLTADO Red Bull KTM Tech3 SPA **2'11.139** 27.553 29.438 39.027 35.121

These data/results cannot be reproduced, stored and/or transmitted in whole or in part by any manner of electronic, mechanical, photocopying, recording, broadcasting or otherwise now known or herein after developed without the previous express consent by the copyright owner, except for reproduction in daily press and regular printed publications on sale to the public within 60 days of the event related to those data/results and always provided that copyright symbol appears together as follows below.
© DORNA, 2023

Practice Nr. 3

Moto3

Lap	Lap Time	T1	T2	T3	T4	Speed	Lap	Lap Time	T1	T2	T3	T4	Speed	
8	2'12.345	27.747	29.772	39.441	35.385	225.4	1	3'18.837	25.129	30.458	40.643	36.044		
9	2'47.330	27.967	31.543	40.281	1'07.539	225.4	2	2'13.953	28.198	30.088	39.955	35.712	223.6	
10	2'13.411 *	27.935	30.059*	39.880	35.537	225.9	3	2'13.518	28.043	29.999	39.801	35.675	225.0	
17th	95	Collin VEIJER Liqui Moly Husqvarna NED					Runs=2 Total laps=11 Full laps=8 Valid laps=7	4	2'13.677	28.022	30.041	39.983	35.631	225.0
1	4'12.390	25.595	31.439	40.851	37.041		5	2'16.558	28.147	31.520	40.752	36.139	225.0	
2	2'20.368	28.293	30.773	40.995	40.307	221.7	6	2'19.026	28.088	30.013	39.984	40.941	227.8	
3	2'13.882	28.178	30.121	39.793	35.790	222.2	7	2'22.370 P	28.236	30.254	41.090	42.790	221.7	
4	2'13.258	28.051	29.936	39.627	35.644	222.6	8	7'50.311	24.354	29.757	39.539	36.186		
5	2'13.486	28.037	29.988	39.690	35.771	223.1	9	2'12.681	27.862	29.731	39.590	35.498	227.3	
6	2'13.300	28.020	30.003	39.740	35.537	223.1	10	2'56.948	32.550	32.614	43.140	1'08.644	225.0	
7	2'27.150 P	29.413	31.425	41.685	44.627	222.6	11	2'14.117 *	28.107	30.003*	39.871	36.136	226.4	
8	6'51.872	25.545	30.688	39.765	35.798		22nd	27	Kaito TOBA SIC58 Squadra Corse JPN					Runs=2 Total laps=10 Full laps=7 Valid laps=7
9	2'12.458	27.896	29.799	39.357	35.406	223.6	1	3'22.834	25.614	30.910	41.160	36.434		
10	2'59.384	33.718	33.402	43.232	1'09.032	219.5	2	2'15.459	28.826	30.215	40.365	36.053	221.7	
11	2'12.380 *	27.904	29.775*	39.409	35.292	226.8	3	2'14.866	28.435	30.185	40.197	36.049	222.2	
18th	19	Scott OGDEN VisionTrack Racing T GBR					Runs=2 Total laps=8 Full laps=5 Valid laps=5	4	2'14.872	28.392	30.092	40.440	35.948	222.2
1	2'31.968	25.151	30.686	40.741	41.760		5	2'14.679	28.364	30.066	40.136	36.113	222.6	
2	2'14.886	28.444	30.193	40.252	35.997	224.5	6	2'14.165	28.260	29.896	40.117	35.892	222.6	
3	2'14.341	28.300	30.231	39.973	35.837	223.1	7	2'22.990 P	28.165	29.837	40.253	44.735	222.6	
4	2'14.355	28.258	30.223	40.126	35.748	222.6	8	9'00.923	26.108	32.357	40.692	35.990		
5	2'43.151 P	28.215	30.373	50.806	53.757	223.1	9	2'17.667	28.147	32.776	40.840	35.904	225.0	
6	14'00.011	34.440	30.819	40.181	39.406		10	2'12.801	27.940	29.821	39.590	35.450	227.3	
7	2'12.776	28.189	29.622	39.523	35.442	225.0	23rd	64	Mario AJI Honda Team Asia INA					Runs=2 Total laps=10 Full laps=7 Valid laps=6
8	2'12.472	27.816	29.653	39.581	35.422	225.0	1	4'40.361	26.477	30.879	40.590	36.580		
19th	80	David ALONSO Gaviota GASGAS As COL					Runs=2 Total laps=11 Full laps=8 Valid laps=6	2	2'15.787	28.464	30.535	40.504	36.284	216.4
1	2'23.151	24.766	30.910	40.271	35.917		3	2'14.079	28.207	30.227	39.762	35.883	219.9	
2	2'13.428	28.127	30.019	39.848	35.434	220.4	4	2'24.515	28.884	30.924	45.264	39.443	219.5	
3	2'12.818	27.977	29.922	39.494	35.425	222.2	5	2'15.919	28.824	30.581	40.289	36.225	216.4	
4	2'13.426	28.057	29.900	39.605	35.864	223.1	6	2'15.549 *	28.479	30.493*	40.189	36.388	216.8	
5	2'13.296 *	28.012	29.934	39.625	35.725*	223.1	7	2'30.093 P	29.068	31.233	41.607	48.185	214.7	
6	2'13.300	27.995	30.036	39.876	35.393	222.6	8	7'23.002	25.691	30.279	40.320	39.073		
7	3'03.638 P	27.880	1'04.965	46.172	44.621	224.0	9	2'12.855	27.991	29.704	39.631	35.529	221.7	
8	8'28.309	24.221	30.106	39.403	35.295		10	2'13.427	28.027	29.753	39.733	35.914	223.6	
9	2'12.501	27.720	29.924	39.372	35.485	225.4	24th	21	Vicente PEREZ BOE Motorsports SPA					Runs=2 Total laps=10 Full laps=6 Valid laps=6
10	2'45.364	27.774	33.364	40.424	1'03.802	224.5	1	3'15.163	25.548	30.904	40.841	35.876		
11	2'14.257 *	27.848	30.328*	40.470	35.611	227.3	2	2'14.366	28.352	30.286	39.850	35.878	221.7	
20th	72	Taiyo FURUSATO Honda Team Asia JPN					Runs=2 Total laps=9 Full laps=6 Valid laps=6	3	2'13.332	28.221	29.923	39.567	35.621	219.5
1	4'31.766	31.753	31.629	40.351	36.153		4	2'18.797	28.033	29.951	45.167	35.646	224.0	
2	2'13.937	28.410	29.936	39.891	35.700	222.2	5	2'13.629	28.086	29.909	39.796	35.838	223.1	
3	2'13.550	28.223	29.891	39.711	35.725	224.0	6	2'31.733 P	31.996	31.874	42.818	45.045	219.0	
4	2'13.814	28.173	29.889	39.845	35.907	222.6	7	10'10.099	26.535	30.152	39.445	36.425		
5	2'14.476	28.245	29.997	40.297	35.937	221.7	8	2'12.868	28.042	29.642	39.431	35.753	225.0	
6	2'25.606 P	28.220	30.135	40.246	47.005	220.8	9	2'39.276	28.427	32.819	39.650	58.380	223.1	
7	10'56.320	24.128	30.079	40.164	35.689		10	3'57.762 P	28.080	1'37.368	57.359	54.955	222.6	
8	2'13.213	27.990	29.765	39.958	35.500	219.5	25th	70	Joshua WHATLEY VisionTrack Racing T GBR					Runs=3 Total laps=9 Full laps=4 Valid laps=4
9	2'12.595	27.777	29.690	39.615	35.513	222.6	1	3'50.316	27.822	33.190	42.164	36.254		
21st	82	Stefano NEPA Angeluss MTA Team ITA					Runs=2 Total laps=11 Full laps=8 Valid laps=7	2	2'30.104	28.613	31.403	50.869	39.219	219.9
1	2'23.151	24.766	30.910	40.271	35.917		3	2'25.102 P	28.588	30.391	40.277	45.846	219.5	

Fastest Lap: Daniel HOLTADO Red Bull KTM Tech3 SPA 2'11.139 27.553 29.438 39.027 35.121

These data/results cannot be reproduced, stored and/or transmitted in whole or in part by any manner of electronic, mechanical, photocopying, recording, broadcasting or otherwise now known or herein after developed without the previous express consent by the copyright owner, except for reproduction in daily press and regular printed publications on sale to the public within 60 days of the event related to those data/results and always provided that copyright symbol appears together as follows below.
© DORNA, 2023

Practice Nr. 3

Moto3

Lap	Lap Time	T1	T2	T3	T4	Speed	Lap	Lap Time	T1	T2	T3	T4	Speed
4	4'42.304	26.669	32.547	43.110	40.659								
5	2'14.389	28.381	30.221	40.043	35.744	222.6							
6	2'23.864 P	28.532	30.289	42.039	43.004	219.9							
7	7'53.056	34.060	31.035	40.928	39.779								
8	2'12.925	28.033	29.752	39.655	35.485	222.6							
9	2'13.351	27.933	29.887	39.733	35.798	223.1							

26th 20 Lorenzo FELLON CIP Green Power FRA
Runs=2 Total laps=11 Full laps=8 Valid laps=7

1	3'15.343	26.601	30.970	41.192	35.818								
2	2'14.403	28.344	30.215	39.925	35.919	226.4							
3	2'14.016	28.254	30.093	39.918	35.751	224.5							
4	2'13.935	28.196	30.055	39.997	35.687	224.0							
5	2'18.670	28.152	30.133	41.108	39.277	226.8							
6	2'14.417	28.461	29.924	40.018	36.014	227.3							
7	2'24.778 P	29.864	30.669	40.950	43.295	222.2							
8	7'59.207	24.561	30.877	40.729	38.604								
9	2'19.306	28.534	30.406	40.352	40.014	224.5							
10	2'45.019	28.092	30.079	40.566	1'06.282	227.8							
11	2'13.960 *	27.948	30.060*	40.483	35.469	226.4							

27th 63 Syarifuddin AZMAN MT Helmets - MSI MAL
Runs=2 Total laps=10 Full laps=7 Valid laps=7

1	3'16.571	25.053	30.890	41.356	36.591								
2	2'15.005	28.437	30.422	40.254	35.892	224.0							
3	2'14.826	28.147	30.334	40.367	35.978	224.5							
4	2'14.694	28.126	30.123	40.390	36.055	225.9							
5	2'14.998	28.086	30.223	40.446	36.243	227.3							
6	2'26.276 P	30.417	30.544	40.845	44.470	223.1							
7	10'13.240	23.959	30.355	40.490	37.192								
8	2'18.636	27.861	30.450	39.980	40.345	226.4							
9	2'33.723	28.139	29.959	40.786	54.839	227.8							
10	2'14.199	28.142	30.524	39.890	35.643	220.8							

28th 38 David SALVADOR CIP Green Power SPA
Runs=2 Total laps=11 Full laps=8 Valid laps=7

1	2'32.907	26.683	31.177	40.580	36.062								
2	2'15.485	28.582	30.301	40.518	36.084	221.3							
3	2'15.647	28.535	30.772	40.366	35.974	221.3							
4	2'15.579	28.420	30.685	40.495	35.979	221.3							
5	2'15.439	28.394	30.520	40.405	36.120	221.7							
6	2'15.268	28.397	30.538	40.323	36.010	225.4							
7	2'26.409 P	28.685	31.614*	41.131	44.979	219.9							
8	8'38.369	24.602	32.570	39.544	38.831								
9	2'18.905	28.038	30.969	39.835	40.063	227.3							
10	2'45.633	27.970	30.330	43.287	1'04.046	228.8							
11	2'13.186 *	27.885	29.900*	39.852	35.549	226.4							

Fastest Lap: Daniel HOLGADO Red Bull KTM Tech3 SPA **2'11.139** 27.553 29.438 39.027 35.121

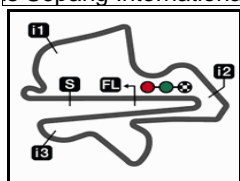
These data/results cannot be reproduced, stored and/or transmitted in whole or in part by any manner of electronic, mechanical, photocopying, recording, broadcasting or otherwise now known or herein after developed without the previous express consent by the copyright owner, except for reproduction in daily press and regular printed publications on sale to the public within 60 days of the event related to those data/results and always provided that copyright symbol appears together as follows below.
© DORNA, 2023

Official MotoGP Timing by TISSOT
www.motogp.com

Sepang, Saturday, November 11, 2023

Page 4 of 4





5543 m.

PETRONAS GRAND PRIX OF MALAYSIA

Practice Nr. 3

Best Partial Times

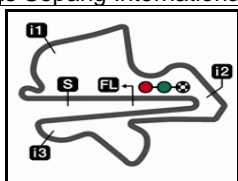
Moto3™

IT Ideal Lap Time, sum of the best partial times

BT Best Lap Time

T1		T2		T3		T4				IT	BT	
Pos	Rider	Time	Rider	Time	Rider	Time	Rider	Time	Pos	Rider	IT	BT
1	D.HOLGADO	27.551	D.ÖNCÜ	29.409	D.ÖNCÜ	38.836	A.FERNANDEZ	35.104	1	D.HOLGADO	2'11.137	2'11.139 (1)
2	J.KELSO	27.585	D.HOLGADO	29.438	D.HOLGADO	39.027	D.HOLGADO	35.121	2	D.ÖNCÜ	2'11.364	2'11.364 (2)
3	J.MASIA	27.595	J.RUEDA	29.470	A.FERNANDEZ	39.178	M.BERTELLE	35.143	3	J.MASIA	2'11.573	2'11.573 (3)
4	D.MOREIRA	27.661	J.MASIA	29.488	A.SASAKI	39.214	D.MOREIRA	35.222	4	A.SASAKI	2'11.753	2'11.753 (4)
5	I.ORTOLÁ	27.665	D.MOREIRA	29.498	J.MASIA	39.226	A.SASAKI	35.222	5	D.MOREIRA	2'11.755	2'11.755 (5)
6	A.SASAKI	27.709	R.FENATI	29.524	J.KELSO	39.230	R.ROSSI	35.230	6	J.KELSO	2'11.758	2'11.758 (6)
7	F.FARIOLI	27.713	F.FARIOLI	29.548	I.ORTOLÁ	39.231	D.MUÑOZ	35.233	7	M.BERTELLE	2'11.769	2'11.853 (8)
8	D.ALONSO	27.720	R.YAMANAKA	29.553	M.BERTELLE	39.254	I.ORTOLÁ	35.240	8	A.FERNANDEZ	2'11.819	2'11.819 (7)
9	R.YAMANAKA	27.739	R.ROSSI	29.578	R.ROSSI	39.270	J.MASIA	35.264	9	R.ROSSI	2'11.934	2'12.202 (14)
10	M.BERTELLE	27.745	D.MUÑOZ	29.602	R.FENATI	39.284	C.VEIJER	35.292	10	R.YAMANAKA	2'11.957	2'12.177 (13)
11	X.ARTIGAS	27.747	A.SASAKI	29.608	R.YAMANAKA	39.326	D.ALONSO	35.295	11	I.ORTOLÁ	2'11.961	2'12.015 (9)
12	T.FURUSATO	27.777	J.KELSO	29.612	C.VEIJER	39.357	J.KELSO	35.331	12	R.FENATI	2'12.021	2'12.021 (10)
13	D.ÖNCÜ	27.784	S.OGDEN	29.622	D.ALONSO	39.372	D.ÖNCÜ	35.335	13	F.FARIOLI	2'12.039	2'12.039 (11)
14	J.RUEDA	27.810	M.BERTELLE	29.627	D.MOREIRA	39.374	R.YAMANAKA	35.339	14	D.MUÑOZ	2'12.108	2'12.122 (12)
15	S.OGDEN	27.816	V.PEREZ	29.642	F.FARIOLI	39.409	R.FENATI	35.360	15	J.RUEDA	2'12.187	2'12.301 (15)
16	D.MUÑOZ	27.823	A.FERNANDEZ	29.661	V.PEREZ	39.431	F.FARIOLI	35.369	16	D.ALONSO	2'12.287	2'12.501 (19)
17	R.FENATI	27.853	T.FURUSATO	29.690	X.ARTIGAS	39.441	X.ARTIGAS	35.385	17	C.VEIJER	2'12.344	2'12.458 (17)
18	R.ROSSI	27.856	M.AJI	29.704	D.MUÑOZ	39.450	S.OGDEN	35.422	18	X.ARTIGAS	2'12.345	2'12.345 (16)
19	S.AZMAN	27.861	S.NEPA	29.731	J.RUEDA	39.470	J.RUEDA	35.437	19	S.OGDEN	2'12.383	2'12.472 (18)
20	S.NEPA	27.862	J.WHATLEY	29.752	S.OGDEN	39.523	K.TOBA	35.450	20	T.FURUSATO	2'12.582	2'12.595 (20)
21	A.FERNANDEZ	27.876	X.ARTIGAS	29.772	S.NEPA	39.539	L.FELLON	35.469	21	S.NEPA	2'12.630	2'12.681 (21)
22	D.SALVADOR	27.885	C.VEIJER	29.799	D.SALVADOR	39.544	J.WHATLEY	35.485	22	V.PEREZ	2'12.727	2'12.868 (24)
23	C.VEIJER	27.896	K.TOBA	29.821	K.TOBA	39.590	S.NEPA	35.498	23	K.TOBA	2'12.801	2'12.801 (22)
24	J.WHATLEY	27.933	I.ORTOLÁ	29.825	T.FURUSATO	39.615	T.FURUSATO	35.500	24	J.WHATLEY	2'12.825	2'12.925 (25)

These data/results cannot be reproduced, stored and/or transmitted in whole or in part by any manner of electronic, mechanical, photocopying, recording, broadcasting or otherwise now known or herein after developed without the previous express consent by the copyright owner, except for reproduction in daily press and regular printed publications on sale to the public within 60 days of the event related to those data/results and always provided that copyright symbol appears together as follows below.
© DORNA, 2023



5543 m.

PETRONAS GRAND PRIX OF MALAYSIA

Practice Nr. 3

Best Partial Times

IT Ideal Lap Time, sum of the best partial times

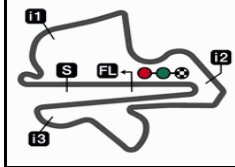
BT Best Lap Time

T1		T2		T3		T4				<i>IT</i>	<i>BT</i>	
<i>Pos</i>	<i>Rider</i>	<i>Time</i>	<i>Rider</i>	<i>Time</i>	<i>Rider</i>	<i>Time</i>	<i>Rider</i>	<i>Time</i>	<i>Pos</i>	<i>Rider</i>		
25	K.TOBA	27.940	D.ALONSO	29.900	M.AJI	39.631	M.AJI	35.529	25	M.AJI	2'12.855	2'12.855 (23)
26	L.FELLON	27.948	L.FELLON	29.924	J.WHATLEY	39.655	D.SALVADOR	35.549	26	L.FELLON	2'13.259	2'13.935 (26)
27	M.AJI	27.991	S.AZMAN	29.959	S.AZMAN	39.890	V.PEREZ	35.621	27	D.SALVADOR	2'13.279	2'15.268 (28)
28	V.PEREZ	28.033	D.SALVADOR	30.301	L.FELLON	39.918	S.AZMAN	35.643	28	S.AZMAN	2'13.353	2'14.199 (27)

These data/results cannot be reproduced, stored and/or transmitted in whole or in part by any manner of electronic, mechanical, photocopying, recording, broadcasting or otherwise now known or herein after developed without the previous express consent by the copyright owner, except for reproduction in daily press and regular printed publications on sale to the public within 60 days of the event related to those data/results and always provided that copyright symbol appears together as follows below.
© DORNA, 2023

Official MotoGP Timing by **TISSOT**
www.motogp.com






5543 m.

PETRONAS GRAND PRIX OF MALAYSIA

Practice Nr. 3

Fastest Laps Sequence

<i>Practice Time</i>	 <i>Rider</i>	<i>Nation</i>	<i>Motorcycle</i>	<i>Time</i>	<i>Km/h</i>	<i>Rider's Lap</i>
4'36.579	80 David ALONSO	COL	GASGAS	2'13.428	149.5	2
5'27.644	96 Daniel HOLGADO	SPA	KTM	2'13.395	149.5	2
5'29.530	10 Diogo MOREIRA	BRA	KTM	2'13.294	149.7	2
5'31.044	54 Riccardo ROSSI	ITA	HONDA	2'13.279	149.7	2
6'18.851	5 Jaume MASIA	SPA	HONDA	2'13.187	149.8	2
6'49.397	80 David ALONSO	COL	GASGAS	2'12.818	150.2	3
9'57.419	6 Ryusei YAMANAKA	JPN	GASGAS	2'12.628	150.4	4
21'33.286	96 Daniel HOLGADO	SPA	KTM	2'11.139	152.1	7

These data/results cannot be reproduced, stored and/or transmitted in whole or in part by any manner of electronic, mechanical, photocopying, recording, broadcasting or otherwise now known or herein after developed without the previous express consent by the copyright owner, except for reproduction in daily press and regular printed publications on sale to the public within 60 days of the event related to those data/results and always provided that copyright symbol appears together as follows below.

© DORNA, 2023

Official MotoGP Timing by TISSOT
www.motogp.com

Sepang, Saturday, November 11, 2023

