


5543 m.

## PETRONAS GRAND PRIX OF MALAYSIA

## Free Practice Nr. 2

## Classification

10

	Rider	Nation	Team	Motorcycle	Time	Lap Total	Gap	Top Speed
1	20 Fabio QUARTARARO	FRA	Monster Energy Yamaha MotoGP	YAMAHA	<b>1'58.960</b>	4 11		<b>332.3</b>
2	21 Franco MORBIDELLI	ITA	Monster Energy Yamaha MotoGP	YAMAHA	<b>1'58.985</b>	12 12	0.025 0.025	<b>332.3</b>
3	33 Brad BINDER	RSA	Red Bull KTM Factory Racing	KTM	<b>1'59.232</b>	10 12	0.272 0.247	<b>333.3</b>
4	73 Alex MARQUEZ	SPA	Gresini Racing MotoGP	DUCATI	<b>1'59.260</b>	3 13	0.300 0.028	<b>333.3</b>
5	5 Johann ZARCO	FRA	Prima Pramac Racing	DUCATI	<b>1'59.354</b>	4 12	0.394 0.094	<b>330.2</b>
6	23 Enea BASTIANINI	ITA	Ducati Lenovo Team	DUCATI	<b>1'59.357</b>	6 11	0.397 0.003	<b>332.3</b>
7	1 Francesco BAGNAIA	ITA	Ducati Lenovo Team	DUCATI	<b>1'59.394</b>	4 11	0.434 0.037	<b>336.4</b>
8	93 Marc MARQUEZ	SPA	Repsol Honda Team	HONDA	<b>1'59.398</b>	5 10	0.438 0.004	<b>332.3</b>
9	10 Luca MARINI	ITA	Mooney VR46 Racing Team	DUCATI	<b>1'59.501</b>	11 13	0.541 0.103	<b>331.2</b>
10	89 Jorge MARTIN	SPA	Prima Pramac Racing	DUCATI	<b>1'59.517</b>	11 12	0.557 0.016	<b>335.4</b>
11	44 Pol ESPARGARO	SPA	GASGAS Factory Racing Tech3	KTM	<b>1'59.558</b>	3 11	0.598 0.041	<b>332.3</b>
12	41 Aleix ESPARGARO	SPA	Aprilia Racing	APRILIA	<b>1'59.615</b>	4 10	0.655 0.057	<b>330.2</b>
13	49 Fabio DI GIANNANTONIO	ITA	Gresini Racing MotoGP	DUCATI	<b>1'59.675</b>	4 11	0.715 0.060	<b>328.2</b>
14	12 Maverick VIÑALES	SPA	Aprilia Racing	APRILIA	<b>1'59.679</b>	3 12	0.719 0.004	<b>332.3</b>
15	43 Jack MILLER	AUS	Red Bull KTM Factory Racing	KTM	<b>1'59.761</b>	3 13	0.801 0.082	<b>332.3</b>
16	25 Raul FERNANDEZ	SPA	CryptoDATA RNF MotoGP Team	APRILIA	<b>1'59.792</b>	3 11	0.832 0.031	<b>328.2</b>
17	19 Alvaro BAUTISTA	SPA	Aruba.it Racing	DUCATI	<b>1'59.835</b>	10 12	0.875 0.043	<b>331.2</b>
18	72 Marco BEZZECCHI	ITA	Mooney VR46 Racing Team	DUCATI	<b>1'59.917</b>	7 12	0.957 0.082	<b>333.3</b>
19	36 Joan MIR	SPA	Repsol Honda Team	HONDA	<b>2'00.044</b>	8 11	1.084 0.127	<b>332.3</b>
20	37 Augusto FERNANDEZ	SPA	GASGAS Factory Racing Tech3	KTM	<b>2'00.051</b>	5 13	1.091 0.007	<b>332.3</b>
21	30 Takaaki NAKAGAMI	JPN	LCR Honda IDEMITSU	HONDA	<b>2'00.185</b>	3 11	1.225 0.134	<b>326.2</b>
22	88 Miguel OLIVEIRA	POR	CryptoDATA RNF MotoGP Team	APRILIA	<b>2'00.688</b>	9 11	1.728 0.503	<b>330.2</b>
23	27 Iker LECUONA	SPA	LCR Honda CASTROL	HONDA	<b>2'00.973</b>	6 12	2.013 0.285	<b>329.2</b>

Practice condition: Dry

Air: 29°

Humidity: 90%

Ground: 40°

<b>Fastest Lap:</b>	Lap: 4	<b>Fabio QUARTARARO</b>	<b>1'58.960</b>	167.7 Km/h
<b>Best Race Lap:</b>	2022	<b>Jorge MARTIN</b>	<b>1'59.634</b>	166.7 Km/h
<b>All Time Lap Record:</b>	2022	<b>Jorge MARTIN</b>	<b>1'57.790</b>	169.4 Km/h

The results are provisional until the end of the limit for protest and appeals.

Time limit for protest expires 60' after publication of the results - ..... Time: .....

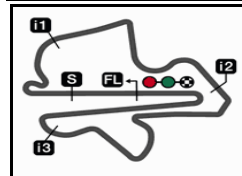
These data/results cannot be reproduced, stored and/or transmitted in whole or in part by any manner of electronic, mechanical, photocopying, recording, broadcasting or otherwise now known or herein after developed without the previous express consent by the copyright owner, except for reproduction in daily press and regular printed publications on sale to the public within 60 days of the event related to those data/results and always provided that copyright symbol appears together as follows below.

© DORNA, 2023

Official MotoGP Timing by TISSOT  
www.motogp.com

Sepang, Saturday, November 11, 2023





5543 m.

## PETRONAS GRAND PRIX OF MALAYSIA

## Free Practice Nr. 2

## Top Speed &amp; Average

12



Rider	Nation	Motorcycle	Top 5 speeds					Average	Top
1 Francesco BAGNAIA	ITA	DUCATI	336.4	333.3	333.3	332.3	332.3	333.5	336.4
89 Jorge MARTIN	SPA	DUCATI	335.4	332.3	331.2	330.2	328.2	330.5	335.4
33 Brad BINDER	RSA	KTM	333.3	333.3	333.3	332.3	332.3	332.9	333.3
72 Marco BEZZECCHI	ITA	DUCATI	333.3	332.3	331.2	331.2	331.2	331.7	333.3
73 Alex MARQUEZ	SPA	DUCATI	333.3	332.3	331.2	331.2	329.2	331.1	333.3
12 Maverick VIÑALES	SPA	APRILIA	332.3	331.2	331.2	330.2	329.2	330.8	332.3
20 Fabio QUARTARARO	FRA	YAMAHA	332.3	331.2	330.2	330.2	330.2	330.6	332.3
21 Franco MORBIDELLI	ITA	YAMAHA	332.3	332.3	331.2	330.2	329.2	330.7	332.3
23 Enea BASTIANINI	ITA	DUCATI	332.3	331.2	331.2	327.2	327.2	329.4	332.3
36 Joan MIR	SPA	HONDA	332.3	330.2	329.2	328.2	327.2	329.1	332.3
37 Augusto FERNANDEZ	SPA	KTM	332.3	328.2	327.2	327.2	327.2	328.4	332.3
43 Jack MILLER	AUS	KTM	332.3	331.2	330.2	329.2	329.2	330.1	332.3
44 Pol ESPARGARO	SPA	KTM	332.3	332.3	330.2	329.2	326.2	329.4	332.3
93 Marc MARQUEZ	SPA	HONDA	332.3	332.3	331.2	330.2	328.2	330.4	332.3
10 Luca MARINI	ITA	DUCATI	331.2	330.2	330.2	329.2	329.2	330.0	331.2
19 Alvaro BAUTISTA	SPA	DUCATI	331.2	330.2	329.2	327.2	326.2	328.8	331.2
5 Johann ZARCO	FRA	DUCATI	330.2	327.2	326.2	324.3	324.3	326.4	330.2
41 Aleix ESPARGARO	SPA	APRILIA	330.2	329.2	327.2	325.3	324.3	326.8	330.2
88 Miguel OLIVEIRA	POR	APRILIA	330.2	330.2	330.2	328.2	327.2	329.2	330.2
27 Iker LECUONA	SPA	HONDA	329.2	327.2	326.2	326.2	325.3	326.6	329.2
25 Raul FERNANDEZ	SPA	APRILIA	328.2	327.2	326.2	326.2	325.3	326.2	328.2
49 Fabio DI GIANNANTONIO	ITA	DUCATI	328.2	327.2	327.2	327.2	326.2	326.9	328.2
30 Takaaki NAKAGAMI	JPN	HONDA	326.2	324.3	324.3	324.3	319.5	323.7	326.2

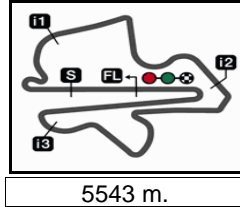
These data/results cannot be reproduced, stored and/or transmitted in whole or in part by any manner of electronic, mechanical, photocopying, recording, broadcasting or otherwise now known or herein after developed without the previous express consent by the copyright owner, except for reproduction in daily press and regular printed publications on sale to the public within 60 days of the event related to those data/results and always provided that copyright symbol appears together as follows below.

© DORNA, 2023

Official MotoGP Timing by TISSOT  
www.motogp.com



Sepang, Saturday, November 11, 2023



5543 m.

# PETRONAS GRAND PRIX OF MALAYSIA

## Free Practice Nr. 2

### Chronological Analysis of Performances

13

\* Lap / Sector time cancelled

T1 Time from finish line to 1st intermediate

T3 Time from 2nd intermed. to 3rd intermed.

P Crossing the finish line in pit lane

T2 Time from 1st intermed. to 2nd intermed.

T4 Time from 3rd intermediate to finish line

\*\*Tyre data subject to further updates

Lap	Lap Time	T1	T2	T3	T4	Speed	Lap	Lap Time	T1	T2	T3	T4	Speed
<b>1st</b>	<b>20</b>	<b>Fabio QUARTARARO</b>		YAMAHA	FRA		3	<b>1'59.800</b>	25.028	27.428	37.128	30.216	333.3
		Monster Energy Yamaha MotoGP					4	<b>1'59.666</b>	24.737	27.341	37.008	30.580	329.2
		Runs=2 Total laps=11 Full laps=8 Valid laps=8					5	<b>1'59.411</b>	24.754	27.326	37.059	30.272	333.3
<b>Run # 1</b>	Front Tyre Slick-Medium		Rear Tyre Slick-Medium				6	<b>1'59.664</b>	24.755	27.437	37.115	30.357	330.2
	7 Laps at start		4 Laps at start				7	2'19.788 P	29.324	29.602	39.368	41.494	327.2
1	3'22.619	25.909	29.008	38.129	30.655		<b>Run # 2</b>	Front Tyre Slick-Medium		Rear Tyre Slick-Medium			
2	<b>1'59.629</b>	24.746	27.476	37.042	30.365	330.2		12 Laps at start		3 Laps at start			
3	<b>1'59.145</b>	24.569	27.370	36.929	30.277	330.2	8	7'22.420	30.150	28.640	38.334	30.580	
4	<b>1'58.960</b>	24.540	27.366	36.882	30.172	330.2	9	<b>2'00.204</b>	24.819	27.563	37.496	30.326	332.3
5	<b>1'59.162</b>	24.590	27.362	36.994	30.216	332.3	10	<b>1'59.232</b>	24.671	27.351	36.999	30.211	333.3
6	<b>1'59.321</b>	24.658	27.391	36.991	30.281	329.2	11	<b>1'59.310</b>	24.733	27.397	37.056	30.124	332.3
7	2'15.290 P	26.715	29.374	39.778	39.423	322.3	12	<b>1'59.358</b>	24.681	27.362	37.063	30.252	331.2
<b>Run # 2</b>	Front Tyre Slick-Medium		Rear Tyre Slick-Medium				<b>4th</b>	<b>73</b>	<b>Alex MARQUEZ</b>		DUCATI	SPA	
	14 Laps at start		3 Laps at start						Gresini Racing MotoGP				
8	8'30.153	26.399	28.601	37.905	30.377			Runs=2 Total laps=13 Full laps=10 Valid laps=10					
9	<b>1'59.279</b>	24.701	27.462	37.015	30.101	330.2	<b>Run # 1</b>	Front Tyre Slick-Medium		Rear Tyre Slick-Medium			
10	<b>1'59.072</b>	24.639	27.394	36.898	30.141	331.2		13 Laps at start		3 Laps at start			
11	<b>1'59.162</b>	24.720	27.414	36.867	30.161	330.2	1	2'11.513	26.371	29.774	38.935	33.159	
<b>2nd</b>	<b>21</b>	<b>Franco MORBIDELLI</b>		YAMAHA	ITA		2	<b>2'00.835</b>	25.393	27.565	37.452	30.425	327.2
		Monster Energy Yamaha MotoGP					3	<b>1'59.260</b>	24.772	27.375	36.882	30.231	329.2
		Runs=2 Total laps=12 Full laps=9 Valid laps=9					4	<b>1'59.320</b>	24.756	27.358	36.959	30.247	325.3
<b>Run # 1</b>	Front Tyre Slick-Medium		Rear Tyre Slick-Medium				5	<b>1'59.323</b>	24.718	27.381	37.022	30.202	326.2
	12 Laps at start		4 Laps at start				6	2'10.324 P	25.971	28.113	37.764	38.476	307.6
1	2'50.682	26.102	29.372	38.972	30.947		<b>Run # 2</b>	Front Tyre Slick-Medium		Rear Tyre Slick-Medium			
2	<b>2'01.237</b>	25.373	27.710	37.714	30.440	329.2		6 Laps at start		9 Laps at start			
3	<b>2'00.092</b>	25.027	27.645	37.125	30.295	326.2	7	7'01.205	28.836	30.674	41.748	37.826	
4	<b>1'59.565</b>	24.759	27.528	37.058	30.220	328.2	8	<b>2'05.941</b>	25.233	27.724	38.847	34.137	328.2
5	<b>1'59.373</b>	24.694	27.469	36.935	30.275	330.2	9	<b>1'59.840</b>	24.890	27.429	37.202	30.319	331.2
6	<b>2'13.237</b>	31.924	31.593	39.338	30.382	316.7	10	<b>1'59.360</b>	24.884	27.369	36.892	30.215	333.3
7	<b>1'59.307</b>	24.825	27.436	36.937	30.109	325.3	11	<b>1'59.296</b>	24.829	27.281	36.933	30.253	331.2
8	2'17.992 P	27.108	31.442	39.250	40.192	329.2	12	<b>1'59.435</b>	24.860	27.439	36.901	30.235	329.2
<b>Run # 2</b>	Front Tyre Slick-Medium		Rear Tyre Slick-Medium				13	<b>1'59.518</b>	24.746	27.463	37.039	30.270	332.3
	7 Laps at start		3 Laps at start				<b>5th</b>	<b>5</b>	<b>Johann ZARCO</b>		DUCATI	FRA	
9	7'53.656	25.431	28.348	38.188	30.238			Prima Pramac Racing					
10	<b>1'59.159</b>	24.784	27.472	36.916	29.987	332.3		Runs=2 Total laps=12 Full laps=8 Valid laps=8					
11	<b>2'06.247</b>	26.882	29.655	39.392	30.318	332.3	<b>Run # 1</b>	Front Tyre Slick-Medium		Rear Tyre Slick-Medium			
12	<b>1'58.985</b>	24.680	27.410	36.801	30.094	331.2		7 Laps at start		4 Laps at start			
<b>3rd</b>	<b>33</b>	<b>Brad BINDER</b>		KTM	RSA		1	2'39.474	27.175	30.059	39.676	30.550	
		Red Bull KTM Factory Racing					2	<b>2'00.278</b>	24.861	27.618	37.269	30.530	326.2
		Runs=2 Total laps=12 Full laps=9 Valid laps=9					3	<b>2'00.061</b>	25.074	27.537	37.165	30.285	318.5
<b>Run # 1</b>	Front Tyre Slick-Medium		Rear Tyre Slick-Medium				4	<b>1'59.354</b>	24.803	27.484	36.897	30.170	320.4
	7 Laps at start		4 Laps at start				5	<b>1'59.730</b>	24.864	27.462	37.108	30.296	319.5
1	2'38.608	27.742	29.662	39.216	30.763		6	<b>1'59.477</b>	24.808	27.362	37.063	30.244	324.3
2	<b>2'00.828</b>	25.161	27.626	37.565	30.476	320.4	7	<b>2'01.584</b>	25.288	27.770	37.980	30.546	317.6
<b>Fastest Lap:</b>	Fabio QUARTARARO	Monster Energy Yama	FRA	<b>1'58.960</b>	24.540	27.366	36.882	30.172					

These data/results cannot be reproduced, stored and/or transmitted in whole or in part by any manner of electronic, mechanical, photocopying, recording, broadcasting or otherwise now known or herein after developed without the previous express consent by the copyright owner, except for reproduction in daily press and regular printed publications on sale to the public within 60 days of the event related to those data/results and always provided that copyright symbol appears together as follows below.  
© DORNA, 2023



# Free Practice Nr. 2

# MotoGP

Lap	Lap Time	T1	T2	T3	T4	Speed	Lap	Lap Time	T1	T2	T3	T4	Speed	
8	2'09.920 P	25.162	27.595	37.141	40.022	324.3	<b>Run # 2</b>	<b>Front Tyre Slick-Medium</b>	<b>Rear Tyre Slick-Medium</b>					
<b>Run # 2</b>							<b>12 Laps at start</b>			<b>8 Laps at start</b>				
9	8'51.520	29.898	31.294	38.077	30.474		7	9'02.847	24.152	28.407	38.011	30.365		
10	<b>2'01.190</b>	25.253	27.888	37.483	30.566	327.2	8	<b>2'00.164</b>	24.865	27.513	37.328	30.458	324.3	
11	<b>2'00.697</b>	25.000	27.748	37.354	30.595	<b>330.2</b>	9	<b>1'59.506</b>	24.854	<b>27.487</b>	<b>36.901</b>	30.264	328.2	
12	2'32.506 P	32.863	33.366	44.685	41.592	317.6	10	2'09.862 P	26.414	27.535	37.041	38.872	311.2	
<b>6th</b>	<b>23</b>	<b>Enea BASTIANINI</b>			DUCATI	ITA	<b>9th</b>	<b>10</b>	<b>Luca MARINI</b>			DUCATI	ITA	
Ducati Lenovo Team							Mooney VR46 Racing Team							
Runs=2 Total laps=11 Full laps=7 Valid laps=7							Runs=2 Total laps=13 Full laps=10 Valid laps=10							
<b>Run # 1</b>	<b>Front Tyre Slick-Medium</b>	<b>Rear Tyre Slick-Medium</b>					<b>Run # 1</b>	<b>Front Tyre Slick-Medium</b>	<b>Rear Tyre Slick-Medium</b>					
<b>5 Laps at start</b>							<b>13 Laps at start</b>			<b>5 Laps at start</b>				
1	2'55.250	25.987	29.063	38.188	30.698		1	2'26.458	27.893	29.945	39.075	31.074		
2	<b>2'00.252</b>	25.241	27.698	37.141	30.172	323.3	2	<b>2'02.180</b>	25.333	28.026	37.817	31.004	330.2	
3	<b>1'59.583</b>	24.997	27.501	<b>36.865</b>	30.220	320.4	3	<b>2'00.634</b>	25.090	27.724	37.270	30.550	316.7	
4	<b>2'00.188</b>	25.577	<b>27.474</b>	36.977	30.160	327.2	4	2'08.766 P	24.932	27.562	37.262	39.010	317.6	
5	<b>1'59.487</b>	24.710	27.584	37.120	<b>30.073</b>	327.2	<b>Run # 2</b>	<b>Front Tyre Slick-Medium</b>	<b>Rear Tyre Slick-Medium</b>					
6	<b>1'59.357</b>	<b>24.644</b>	27.490	37.077	30.146	<b>332.3</b>	<b>8 Laps at start</b>							<b>3 Laps at start</b>
7	2'11.871 P	26.507	28.251	37.745	39.368	316.7	5	6'02.301	26.678	28.836	38.318	32.801		
<b>Run # 2</b>	<b>Front Tyre Slick-Medium</b>	<b>Rear Tyre Slick-Medium</b>					6	<b>2'00.378</b>	25.119	27.529	37.284	30.446	324.3	
<b>12 Laps at start</b>							<b>9 Laps at start</b>							
8	8'05.760	25.808	28.121	37.500	30.459		7	<b>1'59.924</b>	24.939	27.536	37.112	30.337	327.2	
9	<b>1'59.801</b>	24.769	27.605	37.198	30.229	331.2	8	<b>1'59.660</b>	24.872	27.492	<b>36.998</b>	30.298	327.2	
10	<b>1'59.390</b>	24.715	27.542	37.022	30.111	327.2	9	<b>1'59.877</b>	24.791	27.595	37.205	30.286	328.2	
11	2'10.216 P	24.984	28.620	37.302	39.310	331.2	10	<b>1'59.716</b>	24.799	27.537	37.088	30.292	329.2	
<b>7th</b>	<b>1</b>	<b>Francesco BAGNAIA</b>			DUCATI	ITA	<b>10th</b>	<b>89</b>	<b>Jorge MARTIN</b>			DUCATI	SPA	
Ducati Lenovo Team							Prima Pramac Racing							
Runs=2 Total laps=11 Full laps=8 Valid laps=8							Runs=2 Total laps=12 Full laps=9 Valid laps=9							
<b>Run # 1</b>	<b>Front Tyre Slick-Medium</b>	<b>Rear Tyre Slick-Medium</b>					<b>Run # 1</b>	<b>Front Tyre Slick-Medium</b>	<b>Rear Tyre Slick-Medium</b>					
<b>6 Laps at start</b>							<b>7 Laps at start</b>			<b>4 Laps at start</b>				
1	2'54.755	26.481	28.965	38.135	30.490		1	3'02.035	27.859	28.695	38.523	30.673		
2	<b>2'00.143</b>	25.158	27.469	37.180	30.336	<b>336.4</b>	2	<b>2'00.172</b>	25.009	27.490	37.217	30.456	328.2	
3	<b>1'59.572</b>	24.961	<b>27.372</b>	37.053	30.186	326.2	3	<b>1'59.591</b>	24.831	27.452	37.021	<b>30.287</b>	<b>335.4</b>	
4	<b>1'59.394</b>	<b>24.793</b>	27.392	37.064	<b>30.145</b>	332.3	4	<b>1'59.646</b>	<b>24.802</b>	27.413	37.106	30.325	332.3	
5	2'17.097 P	29.161	29.448	38.862	39.626	333.3	5	2'13.098 P	24.811	<b>27.389</b>	37.159	43.739	328.2	
<b>Run # 2</b>	<b>Front Tyre Slick-Medium</b>	<b>Rear Tyre Slick-Medium</b>					<b>Run # 2</b>	<b>Front Tyre Slick-Medium</b>	<b>Rear Tyre Slick-Medium</b>					
<b>11 Laps at start</b>							<b>12 Laps at start</b>			<b>9 Laps at start</b>				
6	9'47.864	26.347	28.913	37.812	30.525		6	8'10.787	29.338	28.612	42.532	38.058		
7	<b>1'59.950</b>	25.022	27.470	37.161	30.297	330.2	7	<b>2'00.540</b>	25.233	27.587	37.385	30.335	326.2	
8	<b>1'59.956</b>	24.935	27.474	37.131	30.416	330.2	8	<b>2'00.131</b>	24.842	27.507	37.452	30.330	330.2	
9	<b>1'59.527</b>	24.843	27.433	<b>36.987</b>	30.264	331.2	9	<b>1'59.520</b>	24.824	27.444	36.946	30.306	331.2	
10	<b>2'00.172</b>	24.820	27.603	37.161	30.588	332.3	10	<b>2'02.045</b>	26.970	27.527	37.130	30.418	303.3	
11	<b>1'59.931</b>	24.811	27.548	37.198	30.374	333.3	11	<b>1'59.517</b>	24.847	27.418	<b>36.910</b>	30.342	328.2	
<b>8th</b>	<b>93</b>	<b>Marc MARQUEZ</b>			HONDA	SPA	<b>11th</b>	<b>44</b>	<b>Poi ESPARGARO</b>			KTM	SPA	
Repsol Honda Team							GASGAS Factory Racing Tech3							
Runs=2 Total laps=10 Full laps=6 Valid laps=6							Runs=2 Total laps=11 Full laps=7 Valid laps=7							
<b>Run # 1</b>	<b>Front Tyre Slick-Medium</b>	<b>Rear Tyre Slick-Medium</b>					<b>Run # 1</b>	<b>Front Tyre Slick-Medium</b>	<b>Rear Tyre Slick-Medium</b>					
<b>6 Laps at start</b>							<b>6 Laps at start</b>			<b>3 Laps at start</b>				
1	2'09.398	24.670	28.815	38.387	30.704		1	2'36.683	25.627	29.261	38.580	34.175		
2	<b>2'01.918</b>	25.955	27.940	37.612	30.411	328.2	2	<b>2'00.820</b>	25.161	27.824	37.494	30.341	326.2	
3	<b>1'59.802</b>	24.826	27.702	37.001	30.273	<b>332.3</b>	3	<b>1'59.558</b>	24.919	27.411	<b>36.938</b>	<b>30.290</b>	<b>332.3</b>	
4	<b>1'59.482</b>	24.720	27.513	37.038	30.211	331.2	4	<b>1'59.819</b>	24.820	<b>27.369</b>	37.064	30.566	323.3	
5	<b>1'59.398</b>	<b>24.717</b>	27.508	37.003	<b>30.170</b>	332.3								
6	2'13.291 P	26.826	28.761	38.839	38.865	330.2								
<b>Fastest Lap:</b> Fabio QUARTARARO							Monster Energy Yama FRA			<b>1'58.960</b>	24.540	27.366	36.882	30.172

These data/results cannot be reproduced, stored and/or transmitted in whole or in part by any manner of electronic, mechanical, photocopying, recording, broadcasting or otherwise now known or herein after developed without the previous express consent by the copyright owner, except for reproduction in daily press and regular printed publications on sale to the public within 60 days of the event related to those data/results and always provided that copyright symbol appears together as follows below.

Official MotoGP Timing by TISSOT  
www.motogp.com

Sepang, Saturday, November 11, 2023

Page 2 of 5





# Free Practice Nr. 2

# MotoGP

Lap	Lap Time	T1	T2	T3	T4	Speed	Lap	Lap Time	T1	T2	T3	T4	Speed
5	1'59.718	24.730	27.470	37.180	30.338	323.3	3	1'59.679	24.867	27.460	36.966	30.386	323.3
6	2'17.204 P	29.793	29.863	38.862	38.686	326.2	4	2'01.277	26.000	27.648	37.108	30.521	322.3
<b>Run # 2</b>	<b>Front Tyre Slick-Medium</b>	<b>Rear Tyre Slick-Medium</b>	<b>12 Laps at start</b>		<b>9 Laps at start</b>		5	1'59.973	24.860	27.536	37.161	30.416	326.2
7	9'59.440	25.032	28.734	38.033	30.632		6	2'14.024 P	24.922	29.704	39.760	39.638	328.2
8	2'00.161	24.870	27.759	37.137	30.395	330.2	<b>Run # 2</b>	<b>Front Tyre Slick-Medium</b>	<b>Rear Tyre Slick-Medium</b>	<b>13 Laps at start</b>		<b>10 Laps at start</b>	
9	1'59.840	24.807	27.568	37.152	30.313	332.3	7	8'27.044	25.886	28.353	37.406	30.475	
10	2'00.029	24.774	27.674	37.201	30.380	329.2	8	2'01.032	24.866	27.469	38.286	30.411	329.2
11	2'21.997 P	29.302	32.332	40.537	39.826	295.0	9	1'59.991	24.875	27.679	37.065	30.372	330.2

**12th 41** **Alex ESPARGARO** APRILIA SPA  
Aprilia Racing  
Runs=2 Total laps=10 Full laps=6 Valid laps=6

Run #	Front Tyre	Slick-Medium	Rear Tyre	Slick-Medium		
<b>Run # 1</b>	<b>Front Tyre Slick-Medium</b>	<b>Rear Tyre Slick-Medium</b>	<b>1 Laps at start</b>		<b>1 Laps at start</b>	
1	2'52.904	28.302	29.435	38.644	30.861	
2	2'00.507	24.937	27.658	37.311	30.601	325.3
3	1'59.695	24.817	27.440	37.026	30.412	324.3
4	1'59.615	24.706	27.510	36.980	30.419	329.2
5	2'23.823 P	29.518	27.692	39.886	46.727	330.2
<b>Run # 2</b>	<b>Front Tyre Slick-Medium</b>	<b>Rear Tyre Slick-Medium</b>	<b>8 Laps at start</b>		<b>6 Laps at start</b>	
6	10'43.311	27.589	28.408	37.694	30.856	
7	2'00.952	25.212	27.551	37.355	30.834	323.3
8	2'00.392	24.972	27.591	37.329	30.500	324.3
9	2'00.083	24.845	27.538	37.199	30.501	327.2
10	2'20.795 P	28.042	30.399	40.226	42.128	308.5

**13th 49** **Fabio DI GIANNANTON** DUCATI ITA  
Gresini Racing MotoGP  
Runs=3 Total laps=11 Full laps=5 Valid laps=5

Run #	Front Tyre	Slick-Medium	Rear Tyre	Slick-Medium		
<b>Run # 1</b>	<b>Front Tyre Slick-Medium</b>	<b>Rear Tyre Slick-Medium</b>	<b>8 Laps at start</b>		<b>4 Laps at start</b>	
1	2'11.883	25.873	29.770	39.195	33.090	
2	2'01.149	25.386	27.792	37.497	30.474	320.4
3	1'59.680	24.873	27.530	37.059	30.218	326.2
4	1'59.675	24.814	27.542	37.059	30.260	328.2
5	2'10.864 P	24.777	27.571	37.194	41.322	327.2
<b>Run # 2</b>	<b>Front Tyre Slick-Medium</b>	<b>Rear Tyre Slick-Medium</b>	<b>7 Laps at start</b>		<b>3 Laps at start</b>	
6	6'46.317	25.570	28.937	37.835	30.430	
7	2'13.024	24.920	31.704	39.731	36.669	326.2
8	2'11.115 P	24.988	27.761	38.665	39.701	327.2
<b>Run # 3</b>	<b>Front Tyre Slick-Medium</b>	<b>Rear Tyre Slick-Medium</b>	<b>13 Laps at start</b>		<b>9 Laps at start</b>	
9	4'57.373	25.644	28.174	37.563	30.385	
10	1'59.862	24.897	27.732	37.033	30.200	327.2
11	2'11.987 P	24.927	27.682	37.120	42.258	326.2

**14th 12** **Maverick VIÑALES** APRILIA SPA  
Aprilia Racing  
Runs=2 Total laps=12 Full laps=9 Valid laps=9

Run #	Front Tyre	Slick-Medium	Rear Tyre	Slick-Medium		
<b>Run # 1</b>	<b>Front Tyre Slick-Medium</b>	<b>Rear Tyre Slick-Medium</b>	<b>7 Laps at start</b>		<b>4 Laps at start</b>	
1	2'55.108	27.615	30.988	39.436	31.012	
2	2'00.259	25.044	27.627	37.128	30.460	322.3

**15th 43** **Jack MILLER** KTM AUS  
Red Bull KTM Factory Racing  
Runs=2 Total laps=13 Full laps=9 Valid laps=9

Run #	Front Tyre	Slick-Medium	Rear Tyre	Slick-Medium		
<b>Run # 1</b>	<b>Front Tyre Slick-Medium</b>	<b>Rear Tyre Slick-Medium</b>	<b>8 Laps at start</b>		<b>4 Laps at start</b>	
1	2'31.311	25.178	28.948	38.289	30.787	
2	2'00.828	25.100	27.892	37.441	30.395	327.2
3	1'59.761	24.888	27.576	37.034	30.263	329.2
4	2'00.005	24.883	27.546	37.236	30.340	325.3
5	2'00.069	24.800	27.572	37.337	30.360	329.2
6	1'59.828	24.889	27.498	37.164	30.277	329.2
7	2'20.878 P	25.009	33.439	42.336	40.094	325.3
<b>Run # 2</b>	<b>Front Tyre Slick-Medium</b>	<b>Rear Tyre Slick-Medium</b>	<b>12 Laps at start</b>		<b>11 Laps at start</b>	
8	6'14.774	25.088	28.672	38.555	30.724	
9	2'00.641	25.046	27.749	37.453	30.393	329.2
10	2'00.245	24.850	27.684	37.293	30.418	330.2
11	2'00.390	24.883	27.677	37.423	30.407	331.2
12	2'01.605	24.938	27.777	37.991	30.899	332.3
13	2'26.645 P	28.966	32.003	41.586	44.090	314.8

**16th 25** **Raul FERNANDEZ** APRILIA SPA  
CryptoDATA RNF MotoGP Team  
Runs=2 Total laps=11 Full laps=7 Valid laps=7

Run #	Front Tyre	Slick-Medium	Rear Tyre	Slick-Medium		
<b>Run # 1</b>	<b>Front Tyre Slick-Medium</b>	<b>Rear Tyre Slick-Medium</b>	<b>5 Laps at start</b>		<b>1 Laps at start</b>	
1	3'05.499	25.742	28.705	38.077	30.622	
2	2'00.354	24.891	27.603	37.398	30.462	326.2
3	1'59.792	24.932	27.574	36.926	30.360	324.3
4	2'01.509	25.593	27.873	37.529	30.514	327.2
5	2'00.553	24.998	27.675	37.337	30.543	325.3
6	2'00.712	24.907	27.615	37.676	30.514	325.3
7	2'10.629 P	24.911	27.542	37.097	41.079	325.3
<b>Run # 2</b>	<b>Front Tyre Slick-Medium</b>	<b>Rear Tyre Slick-Medium</b>	<b>12 Laps at start</b>		<b>8 Laps at start</b>	
8	8'12.666	29.550	28.634	37.686	30.498	
9	2'00.605	24.967	27.578	37.494	30.566	326.2
10	1'59.969	24.915	27.512	37.196	30.346	328.2
11	2'14.567 P	27.303	28.602	38.376	40.286	310.3

**Fastest Lap:** Fabio QUARTARARO Monster Energy Yama FRA 1'58.960 24.540 27.366 36.882 30.172

These data/results cannot be reproduced, stored and/or transmitted in whole or in part by any manner of electronic, mechanical, photocopying, recording, broadcasting or otherwise now known or herein after developed without the previous express consent by the copyright owner, except for reproduction in daily press and regular printed publications on sale to the public within 60 days of the event related to those data/results and always provided that copyright symbol appears together as follows below.  
© DORNA, 2023



# Free Practice Nr. 2

# MotoGP

Lap	Lap Time	T1	T2	T3	T4	Speed	Lap	Lap Time	T1	T2	T3	T4	Speed		
<b>17th</b>	<b>19</b>	<b>Alvaro BAUTISTA</b> DUCATI SPA													
		Aruba.it Racing													
		Runs=2 Total laps=12 Full laps=9 Valid laps=9													
		<b>Run # 1</b>	<b>Front Tyre Slick-Medium</b>				<b>Rear Tyre Slick-Medium</b>								
		<b>7 Laps at start</b>						<b>3 Laps at start</b>							
		1	2'26.875	26.347	30.207	39.003	31.209								
		2	<b>2'01.500</b>	25.150	27.924	37.761	30.665	316.7							
		3	<b>2'00.601</b>	25.139	27.743	37.323	30.396	324.3							
		4	<b>2'00.178</b>	24.891	27.580	37.367	30.340	319.5							
		5	<b>2'00.315</b>	24.876	27.588	37.453	30.398	322.3							
		6	<b>2'00.459</b>	24.936	27.590	37.413	30.520	327.2							
		7	2'18.696 P	28.740	30.649	38.497	40.810	317.6							
<b>Run # 2</b>	<b>Front Tyre Slick-Medium</b>				<b>Rear Tyre Slick-Medium</b>										
<b>14 Laps at start</b>						<b>4 Laps at start</b>									
8	7'48.632	24.757	28.220	37.500	30.448										
9	<b>2'00.140</b>	24.810	27.665	37.385	30.280	331.2									
10	<b>1'59.835</b>	24.791	27.569	37.184	30.291	329.2									
11	<b>2'00.527</b>	24.812	27.765	37.371	30.579	330.2									
12	<b>2'00.400</b>	24.876	27.561	37.425	30.538	326.2									
<b>20th</b>	<b>37</b>	<b>Augusto FERNANDEZ</b> KTM SPA													
		GASGAS Factory Racing Tech3													
		Runs=2 Total laps=13 Full laps=10 Valid laps=10													
		<b>Run # 1</b>	<b>Front Tyre Slick-Medium</b>				<b>Rear Tyre Slick-Medium</b>								
		<b>7 Laps at start</b>						<b>3 Laps at start</b>							
		1	2'35.058	26.493	29.533	38.397	30.951								
		2	<b>2'01.117</b>	25.253	27.854	37.455	30.555	322.3							
		3	<b>2'00.061</b>	24.987	27.599	37.096	30.379	321.4							
		4	<b>2'04.408</b>	26.541	29.958	37.353	30.556	332.3							
		5	<b>2'00.051</b>	24.936	27.608	37.147	30.360	327.2							
		6	<b>2'00.101</b>	24.940	27.526	37.193	30.442	327.2							
		7	<b>2'00.109</b>	24.986	27.516	37.183	30.424	322.3							
8	2'09.489 P	25.052	27.500	37.296	39.641	315.7									
<b>Run # 2</b>	<b>Front Tyre Slick-Medium</b>				<b>Rear Tyre Slick-Medium</b>										
<b>15 Laps at start</b>						<b>11 Laps at start</b>									
9	5'58.068	24.778	28.180	37.665	30.682										
10	<b>2'00.339</b>	25.000	27.636	37.244	30.459	325.3									
11	<b>2'01.005</b>	25.027	27.566	37.517	30.895	325.3									
12	<b>2'00.243</b>	24.956	27.638	37.193	30.456	328.2									
13	<b>2'00.117</b>	24.928	27.604	37.120	30.465	327.2									
<b>18th</b>	<b>72</b>	<b>Marco BEZZECCHI</b> DUCATI ITA													
		Mooney VR46 Racing Team													
		Runs=3 Total laps=12 Full laps=7 Valid laps=7													
		<b>Run # 1</b>	<b>Front Tyre Slick-Soft</b>				<b>Rear Tyre Slick-Medium</b>								
		<b>10 Laps at start</b>						<b>11 Laps at start</b>							
		1	2'23.875	26.296	31.337	40.181	31.616								
		2	<b>2'02.067</b>	25.799	28.139	37.572	30.557	298.3							
		3	2'10.191 P	25.416	27.842	37.619	39.314	296.7							
		<b>Run # 2</b>	<b>Front Tyre Slick-Medium</b>				<b>Rear Tyre Slick-Medium</b>								
		<b>5 Laps at start</b>						<b>5 Laps at start</b>							
		4	2'34.132	25.739	28.775	38.392	30.812								
		5	<b>2'00.921</b>	25.038	27.700	37.759	30.424	331.2							
6	<b>2'00.319</b>	24.898	27.595	37.452	30.374	331.2									
7	<b>1'59.917</b>	24.893	27.521	37.180	30.323	331.2									
8	3'23.886 P	24.713	27.497				332.3								
<b>Run # 3</b>	<b>Front Tyre Slick-Medium</b>				<b>Rear Tyre Slick-Medium</b>										
<b>10 Laps at start</b>						<b>14 Laps at start</b>									
9	6'07.336	29.404	28.637	38.070	30.506										
10	<b>2'00.039</b>	24.987	27.678	37.009	30.365	330.2									
11	<b>2'01.710</b>	24.869	27.533	38.763	30.545	331.2									
12	<b>2'00.070</b>	24.723	27.667	37.294	30.386	333.3									
<b>19th</b>	<b>36</b>	<b>Joan MIR</b> HONDA SPA													
		Repsol Honda Team													
		Runs=2 Total laps=11 Full laps=7 Valid laps=7													
		<b>Run # 1</b>	<b>Front Tyre Slick-Medium</b>				<b>Rear Tyre Slick-Medium</b>								
		<b>7 Laps at start</b>						<b>4 Laps at start</b>							
		1	2'29.242	27.938	29.106	38.629	30.736								
		2	<b>2'01.575</b>	25.284	28.049	37.727	30.515	327.2							
		3	<b>2'00.291</b>	25.037	27.759	37.270	30.225	327.2							
		4	<b>2'05.708</b>	24.927	29.578	39.894	31.309	325.3							
		5	2'16.461 P	25.162	28.215	41.754	41.330	324.3							
		<b>Run # 2</b>	<b>Front Tyre Slick-Medium</b>				<b>Rear Tyre Slick-Medium</b>								
		<b>12 Laps at start</b>						<b>3 Laps at start</b>							
6	8'41.699	25.290	28.825	41.751	30.467										
7	<b>2'00.455</b>	25.155	27.781	37.232	30.287	328.2									
<b>21st</b>	<b>30</b>	<b>Takaaki NAKAGAMI</b> HONDA JPN													
		LCR Honda IDEMITSU													
		Runs=2 Total laps=11 Full laps=7 Valid laps=7													
		<b>Run # 1</b>	<b>Front Tyre Slick-Medium</b>				<b>Rear Tyre Slick-Medium</b>								
		<b>9 Laps at start</b>						<b>4 Laps at start</b>							
		1	2'28.405	27.844	30.906	40.969	33.330								
		2	<b>2'02.931</b>	26.379	27.955	37.967	30.630	309.4							
		3	<b>2'00.185</b>	24.943	27.564	37.284	30.394	324.3							
		4	<b>2'04.365</b>	24.980	28.968	39.541	30.876	318.5							
		5	<b>2'00.615</b>	25.133	27.558	37.455	30.469	319.5							
		6	2'16.368 P	29.913	28.933	38.990	38.532	311.2							
		<b>Run # 2</b>	<b>Front Tyre Slick-Medium</b>				<b>Rear Tyre Slick-Medium</b>								
<b>15 Laps at start</b>						<b>10 Laps at start</b>									
7	6'39.906	28.879	31.420	39.681	31.075										
8	<b>2'05.437</b>	25.967	31.030	37.543	30.897	324.3									
9	<b>2'01.318</b>	25.492	27.664	37.627	30.535	326.2									
10	<b>2'00.356</b>	24.924	27.610	37.265	30.557	324.3									
11	2'15.299 P	27.094	29.856	38.301	40.048	312.1									
<b>22nd</b>	<b>88</b>	<b>Miguel OLIVEIRA</b> APRILIA POR													
		CryptoDATA RNF MotoGP Team													
		Runs=2 Total laps=11 Full laps=7 Valid laps=7													
		<b>Run # 1</b>	<b>Front Tyre Slick-Medium</b>				<b>Rear Tyre Slick-Medium</b>								
		<b>7 Laps at start</b>						<b>9 Laps at start</b>							
		1	2'27.879	26.537	29.266	38.762	31.759								
		2	<b>2'05.471</b>	25.489	27.875	41.357	30.750	321.4							
		3	<b>2'00.921</b>	25.253	27.730	37.375	30.563	321.4							
		4	<b>2'00.877</b>	25.047	27.688	37.589	30.553	326.2							
		5	2'09.907 P	24.958	27.710	37.429	39.810	325.3							

**Fastest Lap:** Fabio QUARTARARO Monster Energy Yama FRA **1'58.960** 24.540 27.366 36.882 30.172

These data/results cannot be reproduced, stored and/or transmitted in whole or in part by any manner of electronic, mechanical, photocopying, recording, broadcasting or otherwise now known or herein after developed without the previous express consent by the copyright owner, except for reproduction in daily press and regular printed publications on sale to the public within 60 days of the event related to those data/results and always provided that copyright symbol appears together as follows below.  
© DORNA, 2023

Official MotoGP Timing by TISSOT  
www.motogp.com



Sepang, Saturday, November 11, 2023

Page 4 of 5

# Free Practice Nr. 2

MotoGP

Lap	Lap Time	T1	T2	T3	T4	Speed	Lap	Lap Time	T1	T2	T3	T4	Speed
<b>Run # 2</b>	<b>Front Tyre</b>	<b>Slick-Medium</b>			<b>Rear Tyre</b>	<b>Slick-Medium</b>							
		12 Laps at start				14 Laps at start							
6	7'29.592 *	26.043	28.723	38.625*	30.907								
7	<b>2'01.377</b>	25.322	27.874	37.513	30.668	327.2							
8	<b>2'00.799</b>	25.172	27.701	37.354	30.572	328.2							
9	<b>2'00.688</b>	25.101	27.698	37.394	30.495	330.2							
10	<b>2'08.624</b>	28.381	29.524	39.358	31.361	330.2							
11	2'11.032 P	25.169	27.965	38.940	38.958	330.2							

**23rd 27** **Iker LECUONA** HONDA SPA  
LCR Honda CASTROL

Runs=2 Total laps=12 Full laps=8 Valid laps=8

<b>Run # 1</b>	<b>Front Tyre</b>	<b>Slick-Medium</b>			<b>Rear Tyre</b>	<b>Slick-Medium</b>	
		8 Laps at start				4 Laps at start	
1	2'23.029	27.535	30.575	39.639	31.529		
2	<b>2'02.642</b>	25.566	28.217	38.104	30.755	321.4	
3	<b>2'01.573</b>	25.366	28.060	37.602	30.545	325.3	
4	<b>2'01.066</b>	25.049	27.910	37.541	30.566	326.2	
5	<b>2'02.252</b>	25.093	28.838	37.654	30.667	329.2	
6	<b>2'00.973</b>	25.068	27.819	37.524	30.562	325.3	
7	<b>2'01.388</b>	25.042	27.989	37.653	30.704	323.3	
8	2'13.191 P	27.032	28.767	38.412	38.980	307.6	
<b>Run # 2</b>	<b>Front Tyre</b>	<b>Slick-Medium</b>			<b>Rear Tyre</b>	<b>Slick-Medium</b>	
		14 Laps at start				4 Laps at start	
9	4'47.250	26.075	29.179	38.316	30.785		
10	<b>2'01.409</b>	25.224	27.950	37.731	30.504	324.3	
11	<b>2'01.423</b>	25.107	27.896	37.772	30.648	327.2	
12	2'13.410 P	25.065	29.750	39.108	39.487	326.2	

**Fastest Lap:** Fabio QUARTARARO Monster Energy Yama FRA **1'58.960** 24.540 27.366 36.882 30.172

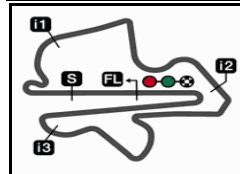
These data/results cannot be reproduced, stored and/or transmitted in whole or in part by any manner of electronic, mechanical, photocopying, recording, broadcasting or otherwise now known or herein after developed without the previous express consent by the copyright owner, except for reproduction in daily press and regular printed publications on sale to the public within 60 days of the event related to those data/results and always provided that copyright symbol appears together as follows below.  
© DORNA, 2023

Official MotoGP Timing by **TISSOT**  
www.motogp.com

Sepang, Saturday, November 11, 2023

Page 5 of 5






5543 m.

## PETRONAS GRAND PRIX OF MALAYSIA

## Free Practice Nr. 2

## Combined Practice Times

7

	Rider	Nation	Team	MOTORCYCLE	FP1	FP2	Gap
1	20 <b>F.QUARTARARO</b>	FRA	Monster Energy Yamaha MotoGP	YAMAHA	2'00.134 13	<b>1'58.960</b> 4	
2	21 <b>F.MORBIDELLI</b>	ITA	Monster Energy Yamaha MotoGP	YAMAHA	2'00.055 11	<b>1'58.985</b> 12	0.025 0.025
3	33 <b>B.BINDER</b>	RSA	Red Bull KTM Factory Racing	KTM	2'01.178 14	<b>1'59.232</b> 10	0.272 0.247
4	73 <b>A.MARQUEZ</b>	SPA	Gresini Racing MotoGP	DUCATI	1'59.562 16	<b>1'59.260</b> 3	0.300 0.028
5	5 <b>J.ZARCO</b>	FRA	Prima Pramac Racing	DUCATI	1'59.914 13	<b>1'59.354</b> 4	0.394 0.094
6	23 <b>E.BASTIANINI</b>	ITA	Ducati Lenovo Team	DUCATI	2'00.902 7	<b>1'59.357</b> 6	0.397 0.003
7	1 <b>F.BAGNAIA</b>	ITA	Ducati Lenovo Team	DUCATI	2'00.888 12	<b>1'59.394</b> 4	0.434 0.037
8	93 <b>M.MARQUEZ</b>	SPA	Repsol Honda Team	HONDA	2'01.110 6	<b>1'59.398</b> 5	0.438 0.004
9	10 <b>L.MARINI</b>	ITA	Mooney VR46 Racing Team	DUCATI	2'00.242 14	<b>1'59.501</b> 11	0.541 0.103
10	89 <b>J.MARTIN</b>	SPA	Prima Pramac Racing	DUCATI	<b>1'59.513</b> 14	1'59.517 11	0.553 0.012
11	44 <b>P.ESPARGARO</b>	SPA	GASGAS Factory Racing Tech3	KTM	2'00.298 14	<b>1'59.558</b> 3	0.598 0.045
12	41 <b>A.ESPARGARO</b>	SPA	Aprilia Racing	APRILIA	2'00.244 9	<b>1'59.615</b> 4	0.655 0.057
13	49 <b>F.DI GIANNANTO</b>	ITA	Gresini Racing MotoGP	DUCATI	2'00.869 11	<b>1'59.675</b> 4	0.715 0.060
14	12 <b>M.VIÑALES</b>	SPA	Aprilia Racing	APRILIA	2'01.352 15	<b>1'59.679</b> 3	0.719 0.004
15	43 <b>J.MILLER</b>	AUS	Red Bull KTM Factory Racing	KTM	2'00.519 13	<b>1'59.761</b> 3	0.801 0.082
16	25 <b>R.FERNANDEZ</b>	SPA	CryptoDATA RNF MotoGP Team	APRILIA	2'00.780 13	<b>1'59.792</b> 3	0.832 0.031
17	19 <b>A.BAUTISTA</b>	SPA	Aruba.it Racing	DUCATI	2'02.516 9	<b>1'59.835</b> 10	0.875 0.043
18	72 <b>M.BEZZECCHI</b>	ITA	Mooney VR46 Racing Team	DUCATI	2'00.251 15	<b>1'59.917</b> 7	0.957 0.082
19	36 <b>J.MIR</b>	SPA	Repsol Honda Team	HONDA	2'01.348 10	<b>2'00.044</b> 8	1.084 0.127
20	37 <b>A.FERNANDEZ</b>	SPA	GASGAS Factory Racing Tech3	KTM	2'00.467 13	<b>2'00.051</b> 5	1.091 0.007
21	30 <b>T.NAKAGAMI</b>	JPN	LCR Honda IDEMITSU	HONDA	2'01.537 13	<b>2'00.185</b> 3	1.225 0.134
22	88 <b>M.OLIVEIRA</b>	POR	CryptoDATA RNF MotoGP Team	APRILIA	<b>2'00.594</b> 12	2'00.688 9	1.634 0.409
23	27 <b>I.LECUONA</b>	SPA	LCR Honda CASTROL	HONDA	2'03.293 12	<b>2'00.973</b> 6	2.013 0.379

<b>Pole Position Record:</b>	2022	<b>Jorge MARTIN</b>	<b>1'57.790</b>	169.4 Km/h
<b>Best Race Lap:</b>	2022	<b>Jorge MARTIN</b>	<b>1'59.634</b>	166.7 Km/h
<b>All Time Lap Record:</b>	2022	<b>Jorge MARTIN</b>	<b>1'57.790</b>	169.4 Km/h

The results are provisional until the end of the limit for protest and appeals.

Time limit for protest expires 60' after publication of the results - ..... Time: .....

These data/results cannot be reproduced, stored and/or transmitted in whole or in part by any manner of electronic, mechanical, photocopying, recording, broadcasting or otherwise now known or herein after developed without the previous express consent by the copyright owner, except for reproduction in daily press and regular printed publications on sale to the public within 60 days of the event related to those data/results and always provided that copyright symbol appears together as follows below.

© DORNA, 2023

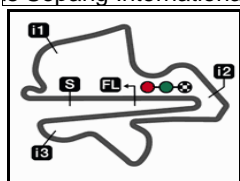
Official MotoGP Timing by TISSOT

www.motogp.com

Sepang, Saturday, November 11, 2023







5543 m.

# PETRONAS GRAND PRIX OF MALAYSIA

## Free Practice Nr. 2

### Best Partial Times

# MotoGP™

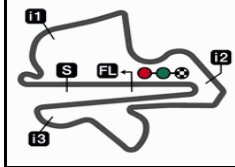
*IT* Ideal Lap Time, sum of the best partial times

*BT* Best Lap Time

T1		T2		T3		T4						
Pos	Rider	Time	Rider	Time	Rider	Time	Rider	Time	Pos	Rider	IT	BT
1	F.QUARTARARO	24.540	A.MARQUEZ	27.281	F.MORBIDELLI	36.801	F.MORBIDELLI	29.987	1	F.QUARTARAR	1'58.870	1'58.960 (1)
2	E.BASTIANINI	24.644	B.BINDER	27.326	E.BASTIANINI	36.865	E.BASTIANINI	30.073	2	F.MORBIDELLI	1'58.878	1'58.985 (2)
3	B.BINDER	24.671	J.ZARCO	27.362	F.QUARTARARO	36.867	F.QUARTARARO	30.101	3	E.BASTIANINI	1'59.056	1'59.357 (6)
4	F.MORBIDELLI	24.680	F.QUARTARARO	27.362	A.MARQUEZ	36.882	B.BINDER	30.124	4	A.MARQUEZ	1'59.083	1'59.260 (4)
5	A.ESPARGARO	24.706	P.ESPARGARO	27.369	J.ZARCO	36.897	F.BAGNAIA	30.145	5	B.BINDER	1'59.120	1'59.232 (3)
6	M.BEZZECCHI	24.713	F.BAGNAIA	27.372	M.MARQUEZ	36.901	J.ZARCO	30.170	6	J.ZARCO	1'59.232	1'59.354 (5)
7	M.MARQUEZ	24.717	J.MARTIN	27.389	J.MARTIN	36.910	M.MARQUEZ	30.170	7	M.MARQUEZ	1'59.275	1'59.398 (8)
8	A.MARQUEZ	24.718	F.MORBIDELLI	27.410	R.FERNANDEZ	36.926	F.DI GIANNANTO	30.200	8	F.BAGNAIA	1'59.297	1'59.394 (7)
9	M.VIÑALES	24.719	A.ESPARGARO	27.440	P.ESPARGARO	36.938	A.MARQUEZ	30.202	9	P.ESPARGAR	1'59.327	1'59.558 (11)
10	P.ESPARGARO	24.730	M.VIÑALES	27.460	M.VIÑALES	36.966	J.MIR	30.225	10	J.MARTIN	1'59.388	1'59.517 (10)
11	F.DI GIANNANTO	24.777	L.MARINI	27.461	A.ESPARGARO	36.980	L.MARINI	30.232	11	L.MARINI	1'59.473	1'59.501 (9)
12	L.MARINI	24.782	E.BASTIANINI	27.474	F.BAGNAIA	36.987	J.MILLER	30.263	12	M.VIÑALES	1'59.497	1'59.679 (14)
13	A.BAUTISTA	24.791	M.MARQUEZ	27.487	L.MARINI	36.998	A.BAUTISTA	30.280	13	A.ESPARGAR	1'59.538	1'59.615 (12)
14	F.BAGNAIA	24.793	M.BEZZECCHI	27.497	B.BINDER	36.999	J.MARTIN	30.287	14	F.DI GIANNAN	1'59.540	1'59.675 (13)
15	J.MILLER	24.800	J.MILLER	27.498	M.BEZZECCHI	37.009	P.ESPARGARO	30.290	15	M.BEZZECCHI	1'59.542	1'59.917 (18)
16	J.MARTIN	24.802	A.FERNANDEZ	27.500	F.DI GIANNANTO	37.033	M.BEZZECCHI	30.323	16	J.MILLER	1'59.595	1'59.761 (15)
17	J.ZARCO	24.803	R.FERNANDEZ	27.512	J.MILLER	37.034	R.FERNANDEZ	30.346	17	R.FERNANDEZ	1'59.675	1'59.792 (16)
18	J.MIR	24.829	F.DI GIANNANTO	27.530	A.FERNANDEZ	37.096	M.VIÑALES	30.352	18	A.BAUTISTA	1'59.816	1'59.835 (17)
19	R.FERNANDEZ	24.891	T.NAKAGAMI	27.558	A.BAUTISTA	37.184	A.FERNANDEZ	30.360	19	A.FERNANDEZ	1'59.884	2'00.051 (20)
20	T.NAKAGAMI	24.924	A.BAUTISTA	27.561	J.MIR	37.232	T.NAKAGAMI	30.394	20	J.MIR	1'59.902	2'00.044 (19)
21	A.FERNANDEZ	24.928	J.MIR	27.616	T.NAKAGAMI	37.265	A.ESPARGARO	30.412	21	T.NAKAGAMI	2'00.141	2'00.185 (21)
22	M.OLIVEIRA	24.958	M.OLIVEIRA	27.688	M.OLIVEIRA	37.354	M.OLIVEIRA	30.495	22	M.OLIVEIRA	2'00.495	2'00.688 (22)
23	I.LECUONA	25.042	I.LECUONA	27.819	I.LECUONA	37.524	I.LECUONA	30.504	23	I.LECUONA	2'00.889	2'00.973 (23)

These data/results cannot be reproduced, stored and/or transmitted in whole or in part by any manner of electronic, mechanical, photocopying, recording, broadcasting or otherwise now known or herein after developed without the previous express consent by the copyright owner, except for reproduction in daily press and regular printed publications on sale to the public within 60 days of the event related to those data/results and always provided that copyright symbol appears together as follows below.  
© DORNA, 2023






5543 m.

## PETRONAS GRAND PRIX OF MALAYSIA

### Free Practice Nr. 2

### Fastest Laps Sequence

<i>Practice Time</i>	 <i>Rider</i>	<i>Nation</i>	<i>Motorcycle</i>	<i>Time</i>	<i>Km/h</i>	<i>Rider's Lap</i>
4'11.316	93 Marc MARQUEZ	SPA	HONDA	2'01.918	163.6	2
4'12.348	73 Alex MARQUEZ	SPA	DUCATI	2'00.835	165.1	2
4'32.139	43 Jack MILLER	AUS	KTM	2'00.828	165.1	2
4'37.503	44 Pol ESPARGARO	SPA	KTM	2'00.820	165.1	2
4'39.752	5 Johann ZARCO	FRA	DUCATI	2'00.278	165.9	2
4'54.898	1 Francesco BAGNAIA	ITA	DUCATI	2'00.143	166.0	2
5'22.248	20 Fabio QUARTARARO	FRA	YAMAHA	1'59.629	166.8	2
6'11.608	73 Alex MARQUEZ	SPA	DUCATI	1'59.260	167.3	3
7'21.393	20 Fabio QUARTARARO	FRA	YAMAHA	1'59.145	167.4	3
9'20.353	20 Fabio QUARTARARO	FRA	YAMAHA	1'58.960	167.7	4

These data/results cannot be reproduced, stored and/or transmitted in whole or in part by any manner of electronic, mechanical, photocopying, recording, broadcasting or otherwise now known or herein after developed without the previous express consent by the copyright owner, except for reproduction in daily press and regular printed publications on sale to the public within 60 days of the event related to those data/results and always provided that copyright symbol appears together as follows below.

© DORNA, 2023

Official MotoGP Timing by TISSOT  
www.motogp.com

Sepang, Saturday, November 11, 2023

