


5543 m.

# PETRONAS GRAND PRIX OF MALAYSIA

## Warm Up Classification

**25**

	Rider	Nation	Team	Motorcycle	Time	Lap	Total	Gap	Top Speed
1	20 <b>Fabio QUARTARARO</b>	FRA	Monster Energy Yamaha MotoGP	YAMAHA	<b>1'59.218</b>	3	5		<b>330.2</b>
2	33 <b>Brad BINDER</b>	RSA	Red Bull KTM Factory Racing	KTM	<b>1'59.243</b>	4	5	0.025 0.025	<b>330.2</b>
3	23 <b>Enea BASTIANINI</b>	ITA	Ducati Lenovo Team	DUCATI	<b>1'59.322</b>	4	5	0.104 0.079	<b>330.2</b>
4	73 <b>Alex MARQUEZ</b>	SPA	Gresini Racing MotoGP	DUCATI	<b>1'59.352</b>	3	5	0.134 0.030	<b>330.2</b>
5	41 <b>Aleix ESPARGARO</b>	SPA	Aprilia Racing	APRILIA	<b>1'59.435</b>	4	5	0.217 0.083	<b>328.2</b>
6	1 <b>Francesco BAGNAIA</b>	ITA	Ducati Lenovo Team	DUCATI	<b>1'59.570</b>	4	5	0.352 0.135	<b>332.3</b>
7	21 <b>Franco MORBIDELLI</b>	ITA	Monster Energy Yamaha MotoGP	YAMAHA	<b>1'59.643</b>	3	5	0.425 0.073	<b>324.3</b>
8	43 <b>Jack MILLER</b>	AUS	Red Bull KTM Factory Racing	KTM	<b>1'59.668</b>	5	5	0.450 0.025	<b>332.3</b>
9	5 <b>Johann ZARCO</b>	FRA	Prima Pramac Racing	DUCATI	<b>1'59.688</b>	4	5	0.470 0.020	<b>330.2</b>
10	44 <b>Poli ESPARGARO</b>	SPA	GASGAS Factory Racing Tech3	KTM	<b>1'59.753</b>	3	5	0.535 0.065	<b>329.2</b>
11	10 <b>Luca MARINI</b>	ITA	Mooney VR46 Racing Team	DUCATI	<b>1'59.756</b>	3	5	0.538 0.003	<b>328.2</b>
12	72 <b>Marco BEZZECCHI</b>	ITA	Mooney VR46 Racing Team	DUCATI	<b>1'59.811</b>	4	5	0.593 0.055	<b>331.2</b>
13	93 <b>Marc MARQUEZ</b>	SPA	Repsol Honda Team	HONDA	<b>1'59.996</b>	5	5	0.778 0.185	<b>330.2</b>
14	12 <b>Maverick VIÑALES</b>	SPA	Aprilia Racing	APRILIA	<b>2'00.067</b>	4	5	0.849 0.071	<b>330.2</b>
15	88 <b>Miguel OLIVEIRA</b>	POR	CryptoDATA RNF MotoGP Team	APRILIA	<b>2'00.073</b>	5	5	0.855 0.006	<b>327.2</b>
16	89 <b>Jorge MARTIN</b>	SPA	Prima Pramac Racing	DUCATI	<b>2'00.073</b>	3	5	0.855	<b>334.3</b>
17	25 <b>Raul FERNANDEZ</b>	SPA	CryptoDATA RNF MotoGP Team	APRILIA	<b>2'00.110</b>	3	5	0.892 0.037	<b>325.3</b>
18	49 <b>Fabio DI GIANNANTONIO</b>	ITA	Gresini Racing MotoGP	DUCATI	<b>2'00.134</b>	5	5	0.916 0.024	<b>328.2</b>
19	36 <b>Joan MIR</b>	SPA	Repsol Honda Team	HONDA	<b>2'00.267</b>	3	5	1.049 0.133	<b>326.2</b>
20	30 <b>Takaaki NAKAGAMI</b>	JPN	LCR Honda IDEMITSU	HONDA	<b>2'00.334</b>	4	5	1.116 0.067	<b>325.3</b>
21	37 <b>Augusto FERNANDEZ</b>	SPA	GASGAS Factory Racing Tech3	KTM	<b>2'00.368</b>	4	5	1.150 0.034	<b>327.2</b>
22	19 <b>Alvaro BAUTISTA</b>	SPA	Aruba.it Racing	DUCATI	<b>2'00.701</b>	4	5	1.483 0.333	<b>329.2</b>
23	27 <b>Iker LECUONA</b>	SPA	LCR Honda CASTROL	HONDA	<b>2'01.383</b>	3	5	2.165 0.682	<b>321.4</b>

Practice condition: Dry  
Air: 29°  
Humidity: 77%  
Ground: 36°

<b>Fastest Lap:</b>	Lap: 3	<b>Fabio QUARTARARO</b>	<b>1'59.218</b>	167.3 Km/h
<b>Best Race Lap:</b>	2022	<b>Jorge MARTIN</b>	<b>1'59.634</b>	166.7 Km/h
<b>All Time Lap Record:</b>	2023	<b>Francesco BAGNAIA</b>	<b>1'57.491</b>	169.8 Km/h

The results are provisional until the end of the limit for protest and appeals.

Time limit for protest expires 60' after publication of the results - ..... Time: .....

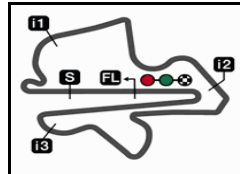
These data/results cannot be reproduced, stored and/or transmitted in whole or in part by any manner of electronic, mechanical, photocopying, recording, broadcasting or otherwise now known or herein after developed without the previous express consent by the copyright owner, except for reproduction in daily press and regular printed publications on sale to the public within 60 days of the event related to those data/results and always provided that copyright symbol appears together as follows below.

© DORNA, 2023

Official MotoGP Timing by TISSOT  
www.motogp.com

Sepang, Sunday, November 12, 2023





5543 m.

## PETRONAS GRAND PRIX OF MALAYSIA

Warm Up

Top Speed &amp; Average

26



Rider	Nation	Motorcycle	Top 5 speeds					Average	Top
89 Jorge MARTIN	SPA	DUCATI	334.3	333.3	326.2	326.2		330.0	334.3
1 Francesco BAGNAIA	ITA	DUCATI	332.3	331.2	331.2	325.3		330.0	332.3
43 Jack MILLER	AUS	KTM	332.3	331.2	330.2	326.2		330.0	332.3
72 Marco BEZZECCHI	ITA	DUCATI	331.2	327.2	326.2	323.3		327.0	331.2
5 Johann ZARCO	FRA	DUCATI	330.2	326.2	313.9	312.1		320.6	330.2
12 Maverick VIÑALES	SPA	APRILIA	330.2	329.2	324.3	321.4		326.3	330.2
20 Fabio QUARTARARO	FRA	YAMAHA	330.2	329.2	329.2	329.2		329.5	330.2
23 Enea BASTIANINI	ITA	DUCATI	330.2	329.2	319.5	317.6		324.1	330.2
33 Brad BINDER	RSA	KTM	330.2	330.2	329.2	328.2		329.5	330.2
73 Alex MARQUEZ	SPA	DUCATI	330.2	329.2	327.2	326.2		328.2	330.2
93 Marc MARQUEZ	SPA	HONDA	330.2	326.2	325.3	322.3		326.0	330.2
19 Alvaro BAUTISTA	SPA	DUCATI	329.2	328.2	322.3	315.7		323.9	329.2
44 Pol ESPARGARO	SPA	KTM	329.2	328.2	327.2	316.7		325.3	329.2
10 Luca MARINI	ITA	DUCATI	328.2	328.2	327.2	324.3		327.0	328.2
41 Aleix ESPARGARO	SPA	APRILIA	328.2	326.2	322.3	321.4		324.5	328.2
49 Fabio DI GIANNANTONIO	ITA	DUCATI	328.2	328.2	327.2	326.2		327.5	328.2
37 Augusto FERNANDEZ	SPA	KTM	327.2	325.3	324.3	317.6		323.6	327.2
88 Miguel OLIVEIRA	POR	APRILIA	327.2	327.2	325.3	313.9		323.4	327.2
36 Joan MIR	SPA	HONDA	326.2	325.3	325.3	323.3		325.0	326.2
25 Raul FERNANDEZ	SPA	APRILIA	325.3	325.3	325.3	325.3		325.3	325.3
30 Takaaki NAKAGAMI	JPN	HONDA	325.3	324.3	323.3	318.5		322.9	325.3
21 Franco MORBIDELLI	ITA	YAMAHA	324.3	322.3	322.3	276.9		311.5	324.3
27 Iker LECUONA	SPA	HONDA	321.4	319.5	317.6	316.7		318.8	321.4

These data/results cannot be reproduced, stored and/or transmitted in whole or in part by any manner of electronic, mechanical, photocopying, recording, broadcasting or otherwise now known or herein after developed without the previous express consent by the copyright owner, except for reproduction in daily press and regular printed publications on sale to the public within 60 days of the event related to those data/results and always provided that copyright symbol appears together as follows below.

© DORNA, 2023

Official MotoGP Timing by TISSOT  
www.motogp.com



Sepang, Sunday, November 12, 2023



**PETRONAS GRAND PRIX OF MALAYSIA**  
**Warm Up**  
**Chronological Analysis of Performances**

**27**

\* Lap / Sector time cancelled      T1 Time from finish line to 1st intermediate      T3 Time from 2nd intermed. to 3rd intermed.  
 P Crossing the finish line in pit lane      T2 Time from 1st intermed. to 2nd intermed.      T4 Time from 3rd intermediate to finish line  
 \*\*Tyre data subject to further updates

Lap	Lap Time	T1	T2	T3	T4	Speed	Lap	Lap Time	T1	T2	T3	T4	Speed
<b>1st</b>	<b>20</b>	<b>Fabio QUARTARARO</b>		YAMAHA	FRA		<b>Run #</b>	<b>1</b>	<b>Front Tyre</b>	<b>Slick-Medium</b>	<b>Rear Tyre</b>	<b>Slick-Medium</b>	
		Monster Energy Yamaha MotoGP							6 Laps at start		3 Laps at start		
		Runs=1	Total laps=5	Full laps=4	Valid laps=3								
<b>Run #</b>	<b>1</b>	<b>Front Tyre</b>	<b>Slick-Medium</b>	<b>Rear Tyre</b>	<b>Slick-Medium</b>								
		12 Laps at start		3 Laps at start									
1	3'09.187	25.869	28.787	37.789	30.434		1	2'26.087	25.015	29.013	39.251	30.971	
2	<b>1'59.712</b>	24.810	27.564	37.118	30.220	329.2	2	<b>2'00.401</b>	24.980	<b>27.427</b>	37.428	30.566	<b>328.2</b>
3	<b>1'59.218</b>	<b>24.795</b>	27.463	<b>36.777</b>	<b>30.183</b>	<b>330.2</b>	3	<b>1'59.575</b>	24.787	27.513	37.013	<b>30.262</b>	321.4
4	<b>1'59.517</b>	24.838	27.444	36.990	30.245	329.2	4	<b>1'59.435</b>	<b>24.719</b>	27.453	<b>36.934</b>	30.329	326.2
5	1'59.466 *	24.728*	<b>27.439</b>	36.936	30.363	329.2	5	2'04.869 *	27.341*	29.083	37.930	30.515	322.3
<b>6th</b>	<b>1</b>	<b>Francesco BAGNAIA</b>		DUCATI	ITA		<b>Run #</b>	<b>1</b>	<b>Front Tyre</b>	<b>Slick-Medium</b>	<b>Rear Tyre</b>	<b>Slick-Medium</b>	
		Ducati Lenovo Team							7 Laps at start		3 Laps at start		
		Runs=1	Total laps=5	Full laps=4	Valid laps=4								
<b>Run #</b>	<b>1</b>	<b>Front Tyre</b>	<b>Slick-Medium</b>	<b>Rear Tyre</b>	<b>Slick-Medium</b>								
		7 Laps at start		4 Laps at start									
1	2'15.183	25.444	29.116	38.292	30.641		1	2'15.183	25.444	29.116	38.292	30.641	
2	<b>2'00.258</b>	25.126	27.587	37.339	30.206	331.2	2	<b>2'00.258</b>	25.126	27.587	37.339	30.206	331.2
3	<b>1'59.661</b>	<b>24.805</b>	27.529	37.116	30.211	331.2	3	<b>1'59.661</b>	<b>24.805</b>	27.529	37.116	30.211	331.2
4	<b>1'59.570</b>	24.879	<b>27.427</b>	37.063	<b>30.201</b>	<b>332.3</b>	4	<b>1'59.570</b>	24.879	<b>27.427</b>	37.063	<b>30.201</b>	<b>332.3</b>
5	<b>1'59.836</b>	24.921	27.615	<b>37.062</b>	30.238	325.3	5	<b>1'59.836</b>	24.921	27.615	<b>37.062</b>	30.238	325.3
<b>7th</b>	<b>21</b>	<b>Franco MORBIDELLI</b>		YAMAHA	ITA		<b>Run #</b>	<b>1</b>	<b>Front Tyre</b>	<b>Slick-Medium</b>	<b>Rear Tyre</b>	<b>Slick-Medium</b>	
		Monster Energy Yamaha MotoGP							6 Laps at start		3 Laps at start		
		Runs=1	Total laps=5	Full laps=4	Valid laps=3								
<b>Run #</b>	<b>1</b>	<b>Front Tyre</b>	<b>Slick-Medium</b>	<b>Rear Tyre</b>	<b>Slick-Medium</b>								
		6 Laps at start		3 Laps at start									
1	2'28.040	25.334	29.068	38.310	30.725		1	2'28.040	25.334	29.068	38.310	30.725	
2	<b>2'01.168</b>	25.581	27.719	37.636	30.232	322.3	2	<b>2'01.168</b>	25.581	27.719	37.636	30.232	322.3
3	<b>1'59.643</b>	24.835	27.704	<b>36.961</b>	<b>30.143</b>	<b>324.3</b>	3	<b>1'59.643</b>	24.835	27.704	<b>36.961</b>	<b>30.143</b>	<b>324.3</b>
4	<b>1'59.737</b>	<b>24.704</b>	<b>27.571</b>	37.079	30.383	322.3	4	<b>1'59.737</b>	<b>24.704</b>	<b>27.571</b>	37.079	30.383	322.3
5	2'14.289 *	28.817*	31.571	41.304	32.597	276.9	5	2'14.289 *	28.817*	31.571	41.304	32.597	276.9
<b>8th</b>	<b>43</b>	<b>Jack MILLER</b>		KTM	AUS		<b>Run #</b>	<b>1</b>	<b>Front Tyre</b>	<b>Slick-Medium</b>	<b>Rear Tyre</b>	<b>Slick-Medium</b>	
		Red Bull KTM Factory Racing							7 Laps at start		4 Laps at start		
		Runs=1	Total laps=5	Full laps=4	Valid laps=4								
<b>Run #</b>	<b>1</b>	<b>Front Tyre</b>	<b>Slick-Medium</b>	<b>Rear Tyre</b>	<b>Slick-Medium</b>								
		7 Laps at start		4 Laps at start									
1	2'12.219	25.187	29.215	38.574	30.830		1	2'12.219	25.187	29.215	38.574	30.830	
2	<b>2'00.774</b>	25.108	27.893	37.452	30.321	326.2	2	<b>2'00.774</b>	25.108	27.893	37.452	30.321	326.2
3	<b>2'00.094</b>	<b>24.893</b>	27.658	37.231	30.312	330.2	3	<b>2'00.094</b>	<b>24.893</b>	27.658	37.231	30.312	330.2
4	<b>2'01.307</b>	25.462	27.758	37.687	30.400	<b>332.3</b>	4	<b>2'01.307</b>	25.462	27.758	37.687	30.400	<b>332.3</b>
5	<b>1'59.668</b>	24.899	<b>27.529</b>	<b>36.960</b>	<b>30.280</b>	331.2	5	<b>1'59.668</b>	24.899	<b>27.529</b>	<b>36.960</b>	<b>30.280</b>	331.2
<b>9th</b>	<b>5</b>	<b>Johann ZARCO</b>		DUCATI	FRA		<b>Run #</b>	<b>1</b>	<b>Front Tyre</b>	<b>Slick-Medium</b>	<b>Rear Tyre</b>	<b>Slick-Medium</b>	
		Prima Pramac Racing							9 Laps at start		3 Laps at start		
		Runs=1	Total laps=5	Full laps=4	Valid laps=3								
<b>Run #</b>	<b>1</b>	<b>Front Tyre</b>	<b>Slick-Medium</b>	<b>Rear Tyre</b>	<b>Slick-Medium</b>								
		9 Laps at start		3 Laps at start									
1	2'22.048	25.042	29.100	38.633	30.703		1	2'22.048	25.042	29.100	38.633	30.703	

**Fastest Lap:** Fabio QUARTARARO      Monster Energy Yama      FRA      **1'59.218**      24.795      27.463      36.777      30.183

These data/results cannot be reproduced, stored and/or transmitted in whole or in part by any manner of electronic, mechanical, photocopying, recording, broadcasting or otherwise now known or herein after developed without the previous express consent by the copyright owner, except for reproduction in daily press and regular printed publications on sale to the public within 60 days of the event related to those data/results and always provided that copyright symbol appears together as follows below.  
 © DORNA, 2023



# Warm Up

# MotoGP

Lap	Lap Time	T1	T2	T3	T4	Speed	Lap	Lap Time	T1	T2	T3	T4	Speed		
2	<b>2'00.538</b>	25.160	27.782	37.217	30.379	313.9	5	2'00.417 *	25.268*	27.633	37.092	<b>30.424</b>	321.4		
3	<b>2'00.789</b>	25.058	27.837	37.588	30.306	312.1	<b>15th 88 Miguel OLIVEIRA</b> APRILIA POR								
4	<b>1'59.688</b>	<b>24.891</b>	27.573	<b>37.054</b>	<b>30.170</b>	<b>330.2</b>	CryptoDATA RNF MotoGP Team								
5	1'59.882 *	24.821*	<b>27.521</b>	37.211	30.329	326.2	Runs=1 Total laps=5 Full laps=4 Valid laps=4								
<b>10th 44 Poi ESPARGARO</b> KTM SPA							<b>Run # 1 Front Tyre Slick-Medium Rear Tyre Slick-Medium</b>								
GASGAS Factory Racing Tech3							<b>7 Laps at start 3 Laps at start</b>								
Runs=1 Total laps=5 Full laps=4 Valid laps=3															
<b>Run # 1</b>	<b>Front Tyre</b>	<b>Slick-Medium</b>	<b>Rear Tyre</b>	<b>Slick-Medium</b>											
1	2'27.740	25.746	29.210	38.428	30.859										
2	<b>2'00.789</b>	25.364	27.684	37.307	30.434	328.2									
3	<b>1'59.753</b>	24.966	<b>27.518</b>	<b>36.968</b>	<b>30.301</b>	<b>329.2</b>									
4	<b>1'59.834</b>	<b>24.875</b>	27.541	37.091	30.327	327.2									
5	2'04.510 *	26.762*	28.902	38.031	30.815	316.7									
<b>11th 10 Luca MARINI</b> DUCATI ITA							<b>Run # 1 Front Tyre Slick-Medium Rear Tyre Slick-Medium</b>								
Mooney VR46 Racing Team							<b>10 Laps at start 3 Laps at start</b>								
Runs=1 Total laps=5 Full laps=4 Valid laps=3															
<b>Run # 1</b>	<b>Front Tyre</b>	<b>Slick-Medium</b>	<b>Rear Tyre</b>	<b>Slick-Medium</b>											
1	2'35.748	25.624	29.430	38.808	30.667										
2	<b>2'02.206</b>	25.169	27.768	38.702	30.567	<b>328.2</b>									
3	<b>1'59.756</b>	<b>24.813</b>	27.551	<b>37.129</b>	<b>30.263</b>	328.2									
4	<b>2'03.649</b>	24.888	31.132	37.323	30.306	324.3									
5	2'00.560 *	24.871*	<b>27.529</b>	37.591	30.569	327.2									
<b>12th 72 Marco BEZZECCHI</b> DUCATI ITA							<b>Run # 1 Front Tyre Slick-Medium Rear Tyre Slick-Medium</b>								
Mooney VR46 Racing Team							<b>10 Laps at start 4 Laps at start</b>								
Runs=1 Total laps=5 Full laps=4 Valid laps=4															
<b>Run # 1</b>	<b>Front Tyre</b>	<b>Slick-Medium</b>	<b>Rear Tyre</b>	<b>Slick-Medium</b>											
1	2'15.552	26.178	29.457	38.981	30.721										
2	<b>2'00.372</b>	25.013	27.662	37.457	30.240	323.3									
3	<b>1'59.959</b>	24.802	27.618	<b>37.264</b>	30.275	327.2									
4	<b>1'59.811</b>	<b>24.762</b>	<b>27.535</b>	37.298	<b>30.216</b>	326.2									
5	<b>3'42.752</b>	2'03.707	30.006	38.126	30.913	<b>331.2</b>									
<b>13th 93 Marc MARQUEZ</b> HONDA SPA							<b>Run # 1 Front Tyre Slick-Medium Rear Tyre Slick-Medium</b>								
Repsol Honda Team							<b>5 Laps at start 2 Laps at start</b>								
Runs=1 Total laps=5 Full laps=4 Valid laps=4															
<b>Run # 1</b>	<b>Front Tyre</b>	<b>Slick-Medium</b>	<b>Rear Tyre</b>	<b>Slick-Medium</b>											
1	2'08.567	24.799	29.175	38.803	30.871										
2	<b>2'00.916</b>	25.411	27.843	37.186	30.476	326.2									
3	<b>2'01.124</b>	25.573	27.680	37.292	30.579	<b>330.2</b>									
4	<b>2'03.077</b>	25.107	27.825	39.512	30.633	322.3									
5	<b>1'59.996</b>	<b>24.985</b>	<b>27.597</b>	<b>36.942</b>	<b>30.472</b>	325.3									
<b>14th 12 Maverick VIÑALES</b> APRILIA SPA							<b>Run # 1 Front Tyre Slick-Medium Rear Tyre Slick-Medium</b>								
Aprilia Racing							<b>7 Laps at start 4 Laps at start</b>								
Runs=1 Total laps=5 Full laps=4 Valid laps=3															
<b>Run # 1</b>	<b>Front Tyre</b>	<b>Slick-Medium</b>	<b>Rear Tyre</b>	<b>Slick-Medium</b>											
1	2'40.853	24.993	28.794	38.788	30.828										
2	<b>2'01.538</b>	25.125	27.889	37.957	30.567	324.3									
3	<b>2'00.553</b>	24.997	27.792	37.150	30.614	329.2									
4	<b>2'00.067</b>	<b>24.851</b>	<b>27.578</b>	<b>37.085</b>	30.553	<b>330.2</b>									

**Fastest Lap:** Fabio QUARTARARO Monster Energy Yama FRA **1'59.218** 24.795 27.463 36.777 30.183

These data/results cannot be reproduced, stored and/or transmitted in whole or in part by any manner of electronic, mechanical, photocopying, recording, broadcasting or otherwise now known or herein after developed without the previous express consent by the copyright owner, except for reproduction in daily press and regular printed publications on sale to the public within 60 days of the event related to those data/results and always provided that copyright symbol appears together as follows below.  
© DORNA, 2023

Official MotoGP Timing by TISSOT  
www.motogp.com

Sepang, Sunday, November 12, 2023

Page 2 of 3



Lap	Lap Time	T1	T2	T3	T4	Speed	Lap	Lap Time	T1	T2	T3	T4	Speed
-----	----------	----	----	----	----	-------	-----	----------	----	----	----	----	-------

20th	30	Takaaki NAKAGAMI		HONDA		JPN	
		LCR Honda IDEMITSU					
		Runs=1	Total laps=5	Full laps=4	Valid laps=3		
Run #	1	Front Tyre	Slick-Medium	Rear Tyre	Slick-Medium		
		10 Laps at start			4 Laps at start		
1	2'16.341	27.782	30.018	39.211	31.100		
2	<b>2'01.155</b>	25.245	27.743	37.677	30.490	318.5	
3	<b>2'03.877</b>	26.707	28.394	38.091	30.685	323.3	
4	<b>2'00.334</b>	24.931	27.574	37.406	30.423	325.3	
5	2'00.122 *	24.923*	27.521	37.259	30.419	324.3	

21st	37	Augusto FERNANDEZ		KTM		SPA	
		GASGAS Factory Racing Tech3					
		Runs=1	Total laps=5	Full laps=4	Valid laps=3		
Run #	1	Front Tyre	Slick-Medium	Rear Tyre	Slick-Medium		
		10 Laps at start			3 Laps at start		
1	2'23.318	25.207	29.214	38.107	31.250		
2	<b>2'01.202</b>	25.353	27.837	37.443	30.569	317.6	
3	<b>2'00.409</b>	24.962	27.665	37.298	30.484	324.3	
4	<b>2'00.368</b>	25.072	27.613	37.197	30.486	327.2	
5	2'01.372 *	25.174*	28.304	37.303	30.591	325.3	

22nd	19	Alvaro BAUTISTA		DUCATI		SPA	
		Aruba.it Racing					
		Runs=1	Total laps=5	Full laps=4	Valid laps=3		
Run #	1	Front Tyre	Slick-Medium	Rear Tyre	Slick-Medium		
		14 Laps at start			4 Laps at start		
1	2'21.684	25.260	29.298	38.484	30.941		
2	<b>2'00.761</b>	25.149	27.693	37.391	30.528	315.7	
3	<b>2'01.208</b>	25.062	27.813	37.591	30.742	329.2	
4	<b>2'00.701</b>	25.028	27.735	37.458	30.480	322.3	
5	2'03.234 *	26.814*	28.037	37.646	30.737	328.2	

23rd	27	Iker LECUONA		HONDA		SPA	
		LCR Honda CASTROL					
		Runs=1	Total laps=5	Full laps=4	Valid laps=3		
Run #	1	Front Tyre	Slick-Medium	Rear Tyre	Slick-Medium		
		10 Laps at start			4 Laps at start		
1	2'12.390	26.151	29.615	39.189	31.120		
2	<b>2'01.457</b>	25.283	27.984	37.679	30.511	317.6	
3	<b>2'01.383</b>	25.158	28.026	37.548	30.651	319.5	
4	<b>2'06.596</b>	25.112	33.643	37.475	30.366	321.4	
5	2'01.013 *	25.058*	27.857	37.476	30.622	316.7	

<b>Fastest Lap:</b> Fabio QUARTARARO	Monster Energy Yama	FRA	<b>1'59.218</b>	24.795	27.463	36.777	30.183
--------------------------------------	---------------------	-----	-----------------	--------	--------	--------	--------

These data/results cannot be reproduced, stored and/or transmitted in whole or in part by any manner of electronic, mechanical, photocopying, recording, broadcasting or otherwise now known or herein after developed without the previous express consent by the copyright owner, except for reproduction in daily press and regular printed publications on sale to the public within 60 days of the event related to those data/results and always provided that copyright symbol appears together as follows below.

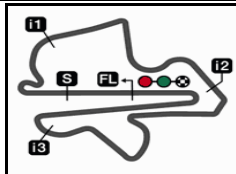
© DORNA, 2023

Official MotoGP Timing by TISSOT  
www.motogp.com

Sepang, Sunday, November 12, 2023

Page 3 of 3





5543 m.

**PETRONAS GRAND PRIX OF MALAYSIA**  
**Official Starting Grid**

Race : 20 laps = 110.86 km

**28**



1	<b>1</b> 1'57.491 <b>1 Francesco BAGNAIA</b> Ducati	<b>2</b> 1'57.549 <b>89 Jorge MARTIN</b> Ducati	<b>3</b> 1'57.590 <b>23 Enea BASTIANINI</b> Ducati
2	<b>4</b> 1'57.661 <b>73 Alex MARQUEZ</b> Ducati	<b>5</b> 1'57.787 <b>10 Luca MARINI</b> Ducati	<b>6</b> 1'57.805 <b>72 Marco BEZZECCHI</b> Ducati
3	<b>7</b> 1'58.050 <b>33 Brad BINDER</b> KTM	<b>8</b> 1'58.080 <b>20 Fabio QUARTARARO</b> Yamaha	<b>9</b> 1'58.253 <b>12 Maverick VIÑALES</b> Aprilia
4	<b>10</b> 1'58.468 <b>43 Jack MILLER</b> KTM	<b>11</b> 1'59.211 <b>49 Fabio DI GIANNANTONIO</b> Ducati	<b>12</b> 2'01.848 <b>5 Johann ZARCO</b> Ducati
5	<b>13</b> 1'58.069 <b>41 Aleix ESPARGARO</b> Aprilia	<b>14</b> 1'58.107 <b>37 Augusto FERNANDEZ</b> KTM	<b>15</b> 1'58.321 <b>21 Franco MORBIDELLI</b> Yamaha
6	<b>16</b> 1'58.440 <b>36 Joan MIR</b> Honda	<b>17</b> 1'58.555 <b>44 Pol ESPARGARO</b> KTM	<b>18</b> 1'58.623 <b>25 Raul FERNANDEZ</b> Aprilia
7	<b>19</b> 1'58.638 <b>88 Miguel OLIVEIRA</b> Aprilia	<b>20</b> 1'58.717 <b>93 Marc MARQUEZ</b> Honda	<b>21</b> 1'58.886 <b>30 Takaaki NAKAGAMI</b> Honda
8	<b>22</b> 1'59.418 <b>19 Alvaro BAUTISTA</b> Ducati	<b>23</b> 1'59.658 <b>27 Iker LECUONA</b> Honda	

The results are provisional until the end of the limit for protest and appeals and until the ratification of the Event Management Committee.

Time limit for protest expires 60' at the latest after publication of the results - ..... Time: .....

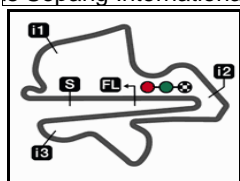
These data/results cannot be reproduced, stored and/or transmitted in whole or in part by any manner of electronic, mechanical, photocopying, recording, broadcasting or otherwise now known or herein after developed without the previous express consent of the copyright owner, except for reproduction in daily press and regular printed publications on sale to the public within 60 days of the event related to those data/results and always provided that copyright symbol appears together as follows below.

© DORNA, 2023

Official MotoGP Timing by **TISSOT**  
www.motogp.com

**Sepang, Sunday, November 12, 2023**





5543 m.

# PETRONAS GRAND PRIX OF MALAYSIA

## Warm Up

### Best Partial Times

# MotoGP™

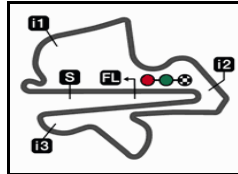
*IT* Ideal Lap Time, sum of the best partial times

*BT* Best Lap Time

T1		T2		T3		T4				IT		BT	
Pos	Rider	Time	Rider	Time	Rider	Time	Rider	Time	Pos	Rider	IT	BT	
1	F.MORBIDELLI	24.704	A.MARQUEZ	27.310	F.QUARTARARO	36.777	F.MORBIDELLI	30.143	1	<b>A.MARQUEZ</b>	1'59.071	1'59.352	(4)
2	<b>B.BINDER</b>	<b>24.708</b>	<b>B.BINDER</b>	<b>27.340</b>	<b>A.MARQUEZ</b>	<b>36.804</b>	<b>J.ZARCO</b>	<b>30.170</b>	2	<b>F.QUARTARAR</b>	1'59.194	1'59.218	(1)
3	A.MARQUEZ	24.716	F.BAGNAIA	27.427	E.BASTIANINI	36.831	F.QUARTARARO	30.183	3	<b>B.BINDER</b>	1'59.241	1'59.243	(2)
4	<b>A.ESPARGARO</b>	<b>24.719</b>	<b>A.ESPARGARO</b>	<b>27.427</b>	<b>A.ESPARGARO</b>	<b>36.934</b>	<b>E.BASTIANINI</b>	<b>30.197</b>	4	<b>E.BASTIANINI</b>	1'59.304	1'59.322	(3)
5	M.BEZZECCHI	24.762	F.QUARTARARO	27.439	M.MARQUEZ	36.942	F.BAGNAIA	30.201	5	<b>A.ESPARGAR</b>	1'59.342	1'59.435	(5)
6	<b>F.QUARTARARO</b>	<b>24.795</b>	<b>E.BASTIANINI</b>	<b>27.456</b>	<b>B.BINDER</b>	<b>36.947</b>	<b>M.BEZZECCHI</b>	<b>30.216</b>	6	<b>F.MORBIDELLI</b>	1'59.379	1'59.643	(7)
7	F.BAGNAIA	24.805	J.MARTIN	27.476	J.MILLER	36.960	A.MARQUEZ	30.241	7	<b>F.BAGNAIA</b>	1'59.495	1'59.570	(6)
8	<b>L.MARINI</b>	<b>24.813</b>	<b>P.ESPARGARO</b>	<b>27.518</b>	<b>F.MORBIDELLI</b>	<b>36.961</b>	<b>B.BINDER</b>	<b>30.246</b>	8	<b>J.MARTIN</b>	1'59.628	2'00.073	(16)
9	E.BASTIANINI	24.820	J.ZARCO	27.521	P.ESPARGARO	36.968	A.ESPARGARO	30.262	9	<b>J.ZARCO</b>	1'59.636	1'59.688	(9)
10	<b>J.MARTIN</b>	<b>24.836</b>	<b>T.NAKAGAMI</b>	<b>27.521</b>	<b>M.OLIVEIRA</b>	<b>37.019</b>	<b>L.MARINI</b>	<b>30.263</b>	10	<b>J.MILLER</b>	1'59.662	1'59.668	(8)
11	M.VIÑALES	24.851	L.MARINI	27.529	J.MARTIN	37.026	J.MILLER	30.280	10	<b>P.ESPARGAR</b>	1'59.662	1'59.753	(10)
12	<b>P.ESPARGARO</b>	<b>24.875</b>	<b>J.MILLER</b>	<b>27.529</b>	<b>J.ZARCO</b>	<b>37.054</b>	<b>J.MARTIN</b>	<b>30.290</b>	12	<b>L.MARINI</b>	1'59.734	1'59.756	(11)
13	J.MIR	24.879	M.BEZZECCHI	27.535	F.BAGNAIA	37.062	P.ESPARGARO	30.301	13	<b>M.BEZZECCHI</b>	1'59.777	1'59.811	(12)
14	<b>J.ZARCO</b>	<b>24.891</b>	<b>F.MORBIDELLI</b>	<b>27.571</b>	<b>M.VIÑALES</b>	<b>37.085</b>	<b>I.LECUONA</b>	<b>30.366</b>	14	<b>M.OLIVEIRA</b>	1'59.890	2'00.073	(15)
15	J.MILLER	24.893	M.VIÑALES	27.578	R.FERNANDEZ	37.128	M.OLIVEIRA	30.366	15	<b>M.VIÑALES</b>	1'59.938	2'00.067	(14)
16	<b>M.OLIVEIRA</b>	<b>24.906</b>	<b>R.FERNANDEZ</b>	<b>27.583</b>	<b>L.MARINI</b>	<b>37.129</b>	<b>F.DI GIANNANTO</b>	<b>30.393</b>	16	<b>M.MARQUEZ</b>	1'59.996	1'59.996	(13)
17	F.DI GIANNANTO	24.907	M.MARQUEZ	27.597	F.DI GIANNANTO	37.161	J.MIR	30.417	17	<b>F.DI GIANNAN</b>	2'00.094	2'00.134	(18)
18	<b>T.NAKAGAMI</b>	<b>24.931</b>	<b>M.OLIVEIRA</b>	<b>27.599</b>	<b>J.MIR</b>	<b>37.196</b>	<b>T.NAKAGAMI</b>	<b>30.419</b>	18	<b>R.FERNANDEZ</b>	2'00.110	2'00.110	(17)
19	R.FERNANDEZ	24.932	A.FERNANDEZ	27.613	A.FERNANDEZ	37.197	M.VIÑALES	30.424	19	<b>T.NAKAGAMI</b>	2'00.130	2'00.334	(20)
20	<b>A.FERNANDEZ</b>	<b>24.962</b>	<b>F.DI GIANNANTO</b>	<b>27.633</b>	<b>T.NAKAGAMI</b>	<b>37.259</b>	<b>R.FERNANDEZ</b>	<b>30.467</b>	20	<b>J.MIR</b>	2'00.179	2'00.267	(19)
21	M.MARQUEZ	24.985	J.MIR	27.687	M.BEZZECCHI	37.264	M.MARQUEZ	30.472	21	<b>A.FERNANDEZ</b>	2'00.256	2'00.368	(21)
22	<b>A.BAUTISTA</b>	<b>25.028</b>	<b>A.BAUTISTA</b>	<b>27.693</b>	<b>A.BAUTISTA</b>	<b>37.391</b>	<b>A.BAUTISTA</b>	<b>30.480</b>	22	<b>A.BAUTISTA</b>	2'00.592	2'00.701	(22)
23	I.LECUONA	25.112	I.LECUONA	27.857	I.LECUONA	37.475	A.FERNANDEZ	30.484	23	<b>I.LECUONA</b>	2'00.810	2'01.383	(23)

These data/results cannot be reproduced, stored and/or transmitted in whole or in part by any manner of electronic, mechanical, photocopying, recording, broadcasting or otherwise now known or herein after developed without the previous express consent by the copyright owner, except for reproduction in daily press and regular printed publications on sale to the public within 60 days of the event related to those data/results and always provided that copyright symbol appears together as follows below.  
© DORNA, 2023





5543 m.

**PETRONAS GRAND PRIX OF MALAYSIA****Warm Up****Fastest Laps Sequence**

<i>Practice Time</i>	 <i>Rider</i>	<i>Nation</i>	<i>Motorcycle</i>	<i>Time</i>	<i>Km/h</i>	<i>Rider's Lap</i>
<b>4'07.885</b>	73 <b>Alex MARQUEZ</b>	SPA	DUCATI	<b>2'00.360</b>	165.7	2
<b>4'15.441</b>	1 <b>Francesco BAGNAIA</b>	ITA	DUCATI	<b>2'00.258</b>	165.9	2
<b>4'21.216</b>	33 <b>Brad BINDER</b>	RSA	KTM	<b>2'00.135</b>	166.1	2
<b>4'26.802</b>	23 <b>Enea BASTIANINI</b>	ITA	DUCATI	<b>2'00.059</b>	166.2	2
<b>5'08.899</b>	20 <b>Fabio QUARTARARO</b>	FRA	YAMAHA	<b>1'59.712</b>	166.6	2
<b>6'07.237</b>	73 <b>Alex MARQUEZ</b>	SPA	DUCATI	<b>1'59.352</b>	167.1	3
<b>7'08.117</b>	20 <b>Fabio QUARTARARO</b>	FRA	YAMAHA	<b>1'59.218</b>	167.3	3

These data/results cannot be reproduced, stored and/or transmitted in whole or in part by any manner of electronic, mechanical, photocopying, recording, broadcasting or otherwise now known or herein after developed without the previous express consent by the copyright owner, except for reproduction in daily press and regular printed publications on sale to the public within 60 days of the event related to those data/results and always provided that copyright symbol appears together as follows below.

© DORNA, 2023

