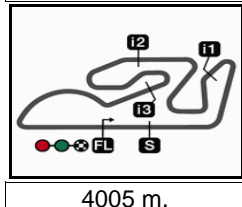


## GRAN PREMIO MOTUL DE LA COMUNITAT VALENCIANA


## Practice Nr. 3

## Classification

10



4005 m.

		Rider	Nation	Team	Motorcycle	Time	Lap Total	Gap	Top Speed
1	54	Fermín ALDEGUER	SPA	CAG SpeedUp	BOSCOSCURO	1'33.264	10 16		276.1
2	24	Marcos RAMIREZ	SPA	OnlyFans American Racing	KALEX	1'33.429	16 17	0.165 0.165	277.2
3	22	Sam LOWES	GBR	Elf Marc VDS Racing Team	KALEX	1'33.599	11 17	0.335 0.170	272.8
4	13	Celestino VIETTI	ITA	Fantic Racing	KALEX	1'33.607	14 16	0.343 0.008	277.2
5	21	Alonso LOPEZ	SPA	CAG SpeedUp	BOSCOSCURO	1'33.751	14 16	0.487 0.144	275.0
6	18	Manuel GONZALEZ	SPA	Correos Prepago Yamaha VR46 T	KALEX	1'33.856	12 15	0.592 0.105	277.2
7	40	Aron CANET	SPA	Pons Wegow Los40	KALEX	1'33.889	14 16	0.625 0.033	275.0
8	96	Jake DIXON	GBR	Inde GASGAS Aspar Team	KALEX	1'33.913	12 13	0.649 0.024	278.3
9	71	Dennis FOGGIA	ITA	Italtrans Racing Team	KALEX	1'33.923	12 14	0.659 0.010	277.2
10	75	Albert ARENAS	SPA	Red Bull KTM Ajo	KALEX	1'33.956	13 14	0.692 0.033	276.1
11	28	Izan GUEVARA	SPA	Inde GASGAS Aspar Team	KALEX	1'33.987	12 15	0.723 0.031	280.6
12	7	Barry BALTUS	BEL	Fieten Olie Racing GP	KALEX	1'33.997	12 15	0.733 0.010	278.3
13	11	Sergio GARCIA	SPA	Pons Wegow Los40	KALEX	1'34.041	14 15	0.777 0.044	279.5
14	35	Somkiat CHANTRA	THA	IDEMITSU Honda Team Asia	KALEX	1'34.044	13 16	0.780 0.003	276.1
15	16	Joe ROBERTS	USA	Italtrans Racing Team	KALEX	1'34.052	14 16	0.788 0.008	273.9
16	3	Lukas TULOVIC	GER	Liqui Moly Husqvarna Intact GP	KALEX	1'34.063	10 15	0.799 0.011	277.2
17	84	Zonta VD GOORBERGH	NED	Fieten Olie Racing GP	KALEX	1'34.073	12 15	0.809 0.010	277.2
18	37	Pedro ACOSTA	SPA	Red Bull KTM Ajo	KALEX	1'34.103	15 15	0.839 0.030	278.3
19	12	Filip ALAC	CZE	QJMOTOR Gresini Moto2	KALEX	1'34.132	14 16	0.868 0.029	278.3
20	79	Ai OGURA	JPN	IDEMITSU Honda Team Asia	KALEX	1'34.246	15 16	0.982 0.114	276.1
21	17	Alex ESCRIG	SPA	Forward Team	FORWARD	1'34.312	9 14	1.048 0.066	278.3
22	52	Jeremy ALCOBA	SPA	QJMOTOR Gresini Moto2	KALEX	1'34.324	14 16	1.060 0.012	275.0
23	14	Tony ARBOLINO	ITA	Elf Marc VDS Racing Team	KALEX	1'34.353	11 14	1.089 0.029	277.2
24	15	Darryn BINDER	RSA	Liqui Moly Husqvarna Intact GP	KALEX	1'34.425	11 14	1.161 0.072	279.5
25	9	Mattia CASADEI	ITA	Fantic Racing	KALEX	1'34.433	12 15	1.169 0.008	276.1
26	45	Hector GARZO	SPA	Fieten Olie Racing GP	NTS	1'34.479	6 15	1.215 0.046	279.5
27	33	Rory SKINNER	GBR	OnlyFans American Racing	KALEX	1'34.557	15 16	1.293 0.078	276.1
28	5	Kohta NOZANE	JPN	Correos Prepago Yamaha VR46 T	KALEX	1'34.627	12 15	1.363 0.070	273.9
29	23	Taiga HADA	JPN	Pertamina Mandalika SAG Team	KALEX	1'34.812	11 13	1.548 0.185	277.2
30	64	Bo BENDSNEYDER	NED	Pertamina Mandalika SAG Team	KALEX	1'34.817	12 13	1.553 0.005	276.1
31	44	Matteo FERRARI	ITA	QJMOTOR Gresini Moto2	KALEX	1'34.856	12 13	1.592 0.039	275.0
32	4	Sean Dylan KELLY	USA	Forward Team	FORWARD	1'35.161	12 15	1.897 0.305	273.9

Practice condition: Dry

Air: 13°

Humidity: 43%

Ground: 10°

<b>Fastest Lap:</b>	Lap: 10	Fermín ALDEGUER	1'33.264	154.5 Km/h
<b>Best Race Lap:</b>	2019	Thomas LUTHI	1'34.820	152.0 Km/h
<b>All Time Lap Record:</b>	2023	Fermín ALDEGUER	1'33.264	154.5 Km/h

The results are provisional until the end of the limit for protest and appeals.

Time limit for protest expires 60' after publication of the results - ..... Time: .....

These data/results cannot be reproduced, stored and/or transmitted in whole or in part by any manner of electronic, mechanical, photocopying, recording, broadcasting or otherwise now known or herein after developed without the previous express consent by the copyright owner, except for reproduction in daily press and regular printed publications on sale to the public within 60 days of the event related to those data/results and always provided that copyright symbol appears together as follows below.

© DORNA, 2023

Official MotoGP Timing by TISSOT  
www.motogp.com

Cheste, Saturday, November 25, 2023

moto2™




## GRAN PREMIO MOTUL DE LA COMUNITAT VALENCIANA

## Practice Nr. 3

## Combined Practice Times

11

	Rider	Nation	Team	MOTORCYCLE	P1	P2	P3	Gap
1	54 F.ALDEGUER	SPA	CAG SpeedUp	BOSCOSCURO	1'34.185 19	1'33.900 16	<b>1'33.264</b> 10	
2	24 M.RAMIREZ	SPA	OnlyFans American Racing	KALEX	1'34.399 21	1'34.122 16	<b>1'33.429</b> 16	0.165 0.165
3	22 S.LOWES	GBR	Elf Marc VDS Racing Team	KALEX	1'34.378 19	1'34.016 10	<b>1'33.599</b> 11	0.335 0.170
4	13 C.VIETTI	ITA	Fantic Racing	KALEX	1'34.135 20	1'34.092 15	<b>1'33.607</b> 14	0.343 0.008
5	21 A.LOPEZ	SPA	CAG SpeedUp	BOSCOSCURO	1'34.938 22	1'34.354 18	<b>1'33.751</b> 14	0.487 0.144
6	37 P.ACOSTA	SPA	Red Bull KTM Ajo	KALEX	1'34.024 19	<b>1'33.768</b> 19	1'34.103 15	0.504 0.017
7	18 M.GONZALEZ	SPA	Correos Prepago Yamaha VR46 Te	KALEX	1'35.182 11	1'34.470 14	<b>1'33.856</b> 12	0.592 0.088
8	40 A.CANET	SPA	Pons Wegow Los40	KALEX	1'34.200 15	1'33.951 15	<b>1'33.889</b> 14	0.625 0.033
9	96 J.DIXON	GBR	Inde GASGAS Aspar Team	KALEX	1'34.496 17	1'34.004 15	<b>1'33.913</b> 12	0.649 0.024
10	71 D.FOGGIA	ITA	Italtrans Racing Team	KALEX	1'34.540 16	1'34.317 18	<b>1'33.923</b> 12	0.659 0.010
11	75 A.ARENAS	SPA	Red Bull KTM Ajo	KALEX	1'34.637 18	1'35.054 19	<b>1'33.956</b> 13	0.692 0.033
12	28 I.GUEVARA	SPA	Inde GASGAS Aspar Team	KALEX	1'34.692 17	1'34.433 15	<b>1'33.987</b> 12	0.723 0.031
13	7 B.BALTUS	BEL	Fieten Olie Racing GP	KALEX	1'34.842 20	1'34.558 20	<b>1'33.997</b> 12	0.733 0.010
14	11 S.GARCIA	SPA	Pons Wegow Los40	KALEX	1'35.534 19	1'34.999 18	<b>1'34.041</b> 14	0.777 0.044
15	35 S.CHANTRA	THA	IDEMITSU Honda Team Asia	KALEX	1'34.810 19	1'34.357 7	<b>1'34.044</b> 13	0.780 0.003
16	16 J.ROBERTS	USA	Italtrans Racing Team	KALEX	1'35.293 19	1'34.243 19	<b>1'34.052</b> 14	0.788 0.008
17	3 L.TULOVIC	GER	Liqui Moly Husqvarna Intact GP	KALEX	1'35.404 17	1'34.867 18	<b>1'34.063</b> 10	0.799 0.011
18	84 Z.VD GOORBERG	NED	Fieten Olie Racing GP	KALEX	1'35.287 20	1'34.606 16	<b>1'34.073</b> 12	0.809 0.010
19	12 F.SALAC	CZE	QJMOTOR Gresini Moto2	KALEX	1'37.026 3	1'34.870 7	<b>1'34.132</b> 14	0.868 0.059
20	79 A.OGURA	JPN	IDEMITSU Honda Team Asia	KALEX	1'34.424 19	1'34.855 3	<b>1'34.246</b> 15	0.982 0.114
21	17 A.ESCRIG	SPA	Forward Team	FORWARD	1'35.183 17	1'35.056 11	<b>1'34.312</b> 9	1.048 0.066
22	52 J.ALCOBA	SPA	QJMOTOR Gresini Moto2	KALEX	1'35.926 14	1'35.455 16	<b>1'34.324</b> 14	1.060 0.012
23	14 T.ARBOLINO	ITA	Elf Marc VDS Racing Team	KALEX	<b>1'34.329</b> 20	1'34.464 19	1'34.353 11	1.065 0.005
24	15 D.BINDER	RSA	Liqui Moly Husqvarna Intact GP	KALEX	1'35.372 21	1'34.750 15	<b>1'34.425</b> 11	1.161 0.096
25	9 M.CASADEI	ITA	Fantic Racing	KALEX	1'35.874 14	1'35.472 14	<b>1'34.433</b> 12	1.169 0.008
26	45 H.GARZO	SPA	Fieten Olie Racing GP	NTS	1'34.899 10	1'34.735 11	<b>1'34.479</b> 6	1.215 0.046
27	33 R.SKINNER	GBR	OnlyFans American Racing	KALEX	1'35.388 19	1'35.071 15	<b>1'34.557</b> 15	1.293 0.078
28	5 K.NOZANE	JPN	Correos Prepago Yamaha VR46 Te	KALEX	1'35.901 18	1'35.209 14	<b>1'34.627</b> 12	1.363 0.070
29	23 T.HADA	JPN	Pertamina Mandalika SAG Team	KALEX	1'35.401 16	1'35.113 9	<b>1'34.812</b> 11	1.548 0.185
30	64 B.BENDSNEYDE	NED	Pertamina Mandalika SAG Team	KALEX	1'35.161 20	1'34.907 19	<b>1'34.817</b> 12	1.553 0.005
31	44 M.FERRARI	ITA	QJMOTOR Gresini Moto2	KALEX	1'35.519 18	1'35.184 8	<b>1'34.856</b> 12	1.592 0.039
32	4 S.KELLY	USA	Forward Team	FORWARD	1'36.576 14	1'36.237 18	<b>1'35.161</b> 12	1.897 0.305

<b>Pole Position Record:</b>	2022	<b>Alonso LOPEZ</b>	<b>1'34.314</b>	152.8 Km/h
<b>Best Race Lap:</b>	2019	<b>Thomas LUTHI</b>	<b>1'34.820</b>	152.0 Km/h
<b>All Time Lap Record:</b>	2023	<b>Fermín ALDEGUER</b>	<b>1'33.264</b>	154.5 Km/h

The results are provisional until the end of the limit for protest and appeals.

Time limit for protest expires 60' after publication of the results - ..... Time: .....

These data/results cannot be reproduced, stored and/or transmitted in whole or in part by any manner of electronic, mechanical, photocopying, recording, broadcasting or otherwise now known or herein after developed without the previous express consent by the copyright owner, except for reproduction in daily press and regular printed publications on sale to the public within 60 days of the event related to those data/results and always provided that copyright symbol appears together as follows below.

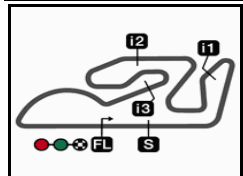
© DORNA, 2023

Official MotoGP Timing by TISSOT  
www.motogp.com

Cheste, Saturday, November 25, 2023







4005 m.

## GRAN PREMIO MOTUL DE LA COMUNITAT VALENCIANA

## Practice Nr. 3

## Top Speed &amp; Average

12

Rider	Nation	Motorcycle	Top 5 speeds					Average	Top
28 Izan GUEVARA	SPA	KALEX	280.6	280.6	279.5	279.5	278.3	279.3	280.6
11 Sergio GARCIA	SPA	KALEX	279.5	278.3	278.3	278.3	277.2	278.0	279.5
15 Darryn BINDER	RSA	KALEX	279.5	279.5	277.2	277.2	277.2	278.0	279.5
45 Hector GARZO	SPA	NTS	279.5	278.3	278.3	277.2	276.1	277.9	279.5
7 Barry BALTUS	BEL	KALEX	278.3	275.0	273.9	273.9	273.9	274.6	278.3
12 Filip SALAC	CZE	KALEX	278.3	275.0	275.0	273.9	273.9	274.7	278.3
17 Alex ESCRIG	SPA	FORWARD	278.3	277.2	277.2	277.2	276.1	276.9	278.3
37 Pedro ACOSTA	SPA	KALEX	278.3	278.3	278.3	278.3	278.3	278.3	278.3
96 Jake DIXON	GBR	KALEX	278.3	278.3	277.2	277.2	277.2	277.5	278.3
3 Lukas TULOVIC	GER	KALEX	277.2	276.1	275.0	275.0	275.0	275.7	277.2
13 Celestino VIETTI	ITA	KALEX	277.2	277.2	277.2	277.2	277.2	277.2	277.2
14 Tony ARBOLINO	ITA	KALEX	277.2	277.2	277.2	277.2	277.2	277.2	277.2
18 Manuel GONZALEZ	SPA	KALEX	277.2	276.1	276.1	276.1	276.1	276.3	277.2
23 Taiga HADA	JPN	KALEX	277.2	276.1	275.0	275.0	273.9	275.2	277.2
24 Marcos RAMIREZ	SPA	KALEX	277.2	277.2	277.2	276.1	276.1	276.5	277.2
71 Dennis FOGGIA	ITA	KALEX	277.2	277.2	276.1	276.1	276.1	276.3	277.2
84 Zonta VD GOORBERGH	NED	KALEX	277.2	276.1	276.1	275.0	275.0	275.7	277.2
9 Mattia CASADEI	ITA	KALEX	276.1	276.1	275.0	275.0	275.0	275.4	276.1
33 Rory SKINNER	GBR	KALEX	276.1	276.1	276.1	273.9	273.9	275.2	276.1
35 Somkiat CHANTRA	THA	KALEX	276.1	276.1	276.1	276.1	276.1	276.1	276.1
54 Fermín ALDEGUER	SPA	BOSCOSCURO	276.1	275.0	275.0	275.0	275.0	275.2	276.1
64 Bo BENDSNEYDER	NED	KALEX	276.1	273.9	272.8	272.8	271.7	273.0	276.1
75 Albert ARENAS	SPA	KALEX	276.1	276.1	276.1	276.1	276.1	276.1	276.1
79 Ai OGURA	JPN	KALEX	276.1	275.0	275.0	275.0	275.0	275.2	276.1
21 Alonso LOPEZ	SPA	BOSCOSCURO	275.0	275.0	275.0	273.9	273.9	274.2	275.0
40 Aron CANET	SPA	KALEX	275.0	273.9	273.9	273.9	273.9	274.0	275.0
44 Matteo FERRARI	ITA	KALEX	275.0	273.9	272.8	272.8	272.8	273.4	275.0
52 Jeremy ALCOBA	SPA	KALEX	275.0	275.0	275.0	275.0	275.0	275.0	275.0
4 Sean Dylan KELLY	USA	FORWARD	273.9	273.9	273.9	273.9	273.9	273.9	273.9
5 Kohta NOZANE	JPN	KALEX	273.9	273.9	273.9	271.7	271.7	272.6	273.9
16 Joe ROBERTS	USA	KALEX	273.9	272.8	272.8	271.7	271.7	272.2	273.9
22 Sam LOWES	GBR	KALEX	272.8	272.8	271.7	271.7	271.7	272.0	272.8

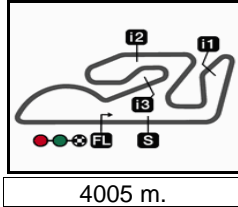
These data/results cannot be reproduced, stored and/or transmitted in whole or in part by any manner of electronic, mechanical, photocopying, recording, broadcasting or otherwise now known or herein after developed without the previous express consent by the copyright owner, except for reproduction in daily press and regular printed publications on sale to the public within 60 days of the event related to those data/results and always provided that copyright symbol appears together as follows below.

© DORNA, 2023

Official MotoGP Timing by TISSOT  
www.motogp.com



Cheste, Saturday, November 25, 2023



4005 m.

# GRAN PREMIO MOTUL DE LA COMUNITAT VALENCIANA

## Practice Nr. 3

### Chronological Analysis of Performances

13

\* Lap / Sector time cancelled

T1 Time from finish line to 1st intermediate

T3 Time from 2nd intermed. to 3rd intermed.

P Crossing the finish line in pit lane

T2 Time from 1st intermed. to 2nd intermed.

T4 Time from 3rd intermediate to finish line

Lap	Lap Time	T1	T2	T3	T4	Speed	Lap	Lap Time	T1	T2	T3	T4	Speed	
<b>1st</b>	<b>54</b>	<b>Fermín ALDEGUER</b> CAG SpeedUp SPA						6	4'58.201	22.643	26.615	22.297	26.039	
		Runs=2	Total laps=16	Full laps=13	Valid laps=13		7	1'34.303	21.586	25.194	22.033	25.490	270.7	
1	1'47.272	23.295	27.409	23.012	26.062		8	1'34.127	21.649	25.146	21.932	25.400	270.7	
2	1'35.824	21.866	25.670	22.634	25.654	272.8	9	1'34.439	21.499	25.403	21.980	25.557	270.7	
3	1'34.689	21.705	25.248	22.278	25.458	275.0	10	1'34.151	21.435	25.308	21.925	25.483	269.6	
4	1'34.816	21.809	25.252	22.171	25.584	276.1	11	1'33.599	21.403	24.975	21.840	25.381	271.7	
5	1'34.013	21.577	25.108	22.067	25.261	267.5	12	1'34.157	21.456	25.193	21.986	25.522	272.8	
6	1'33.597	21.400	24.943	21.972	25.282	275.0	13	1'33.909	21.423	25.196	21.941	25.349	271.7	
7	1'33.964	21.334	25.236	22.007	25.387	275.0	14	1'33.982	21.493	25.025	21.945	25.519	270.7	
8	1'33.630	21.414	24.985	21.999	25.232	271.7	15	1'34.033	21.366	25.065	22.108	25.494	271.7	
9	1'33.687	21.561	24.979	21.976	25.171	271.7	16	1'33.886	21.419	25.128	21.902	25.437	270.7	
10	1'33.264	21.283	24.863	21.944	25.174	273.9	17	1'33.972	21.411	25.054	22.036	25.471	267.5	
11	1'39.538	P 21.345	24.968	22.673	30.552	273.9								
12	6'12.695	25.085	26.806	22.397	25.502		<b>4th</b>	<b>13</b>	<b>Celestino VIETTI</b> Fantic Racing ITA					
13	1'34.398	21.462	25.166	22.373	25.397	273.9			Runs=2	Total laps=16	Full laps=13	Valid laps=13		
14	1'33.829	21.371	25.070	22.041	25.347	275.0	1	1'53.197	23.888	27.590	23.135	25.931		
15	1'40.615	21.431	25.020	27.899	26.265	275.0	2	1'35.634	21.947	25.819	22.346	25.522	276.1	
16	1'38.504	21.423	25.159	25.996	25.926	272.8	3	1'35.128	21.777	25.423	22.274	25.654	277.2	
							4	1'34.932	21.660	25.368	22.291	25.613	277.2	
<b>2nd</b>	<b>24</b>	<b>Marcos RAMIREZ</b> OnlyFans American R SPA						5	1'35.123	21.655	25.386	22.551	25.531	276.1
		Runs=2	Total laps=17	Full laps=14	Valid laps=13		6	1'39.210	21.720	29.231	22.498	25.761	277.2	
1	1'42.759	22.733	27.811	23.699	26.320		7	1'34.636	21.568	25.424	22.232	25.412	277.2	
2	1'36.820	22.260	26.118	22.712	25.730	273.9	8	1'34.434	21.490	25.290	22.238	25.416	277.2	
3	1'35.528	21.767	25.761	22.394	25.606	277.2	9	1'42.765	P 21.460	26.141	24.459	30.705	276.1	
4	1'34.779	21.640	25.426	22.280	25.433	277.2	10	7'14.967	22.217	26.476	22.418	25.626		
5	1'34.448	21.471	25.360	22.151	25.466	276.1	11	1'34.354	21.472	25.280	22.061	25.541	275.0	
6	1'34.175	21.424	25.302	22.054	25.395	276.1	12	1'33.978	21.427	25.060	22.102	25.389	275.0	
7	1'39.517	21.542	28.570	23.255	26.150	277.2	13	1'33.863	21.410	25.129	21.965	25.359	276.1	
8	1'34.996	* 21.535	25.608*	22.306	25.547	275.0	14	1'33.607	21.402	25.030	21.865	25.310	275.0	
9	1'34.575	21.513	25.445	22.149	25.468	275.0	15	1'33.695	21.350	24.986	21.967	25.392	275.0	
10	1'42.367	P 22.737	26.657	23.152	29.821	276.1	16	1'33.878	21.350	25.141	21.968	25.419	273.9	
11	5'51.330	22.525	29.668	22.749	25.669									
12	1'34.362	21.510	25.367	22.179	25.306	275.0	<b>5th</b>	<b>21</b>	<b>Alonso LOPEZ</b> CAG SpeedUp SPA					
13	1'33.540	21.358	25.103	21.891	25.188	275.0			Runs=3	Total laps=16	Full laps=11	Valid laps=11		
14	1'33.747	21.397	25.118	21.908	25.324	276.1	1	1'40.725	21.786	26.744	22.866	25.995		
15	1'33.745	21.394	25.047	21.909	25.395	273.9	2	1'36.371	21.851	26.043	22.625	25.852	272.8	
16	1'33.429	21.356	24.953	21.795	25.325	276.1	3	1'35.077	21.640	25.462	22.371	25.604	275.0	
17	1'39.163	23.949	26.416	23.078	25.720	273.9	4	1'34.499	21.467	25.386	22.149	25.497	275.0	
							5	1'34.205	21.418	25.295	22.044	25.448	273.9	
<b>3rd</b>	<b>22</b>	<b>Sam LOWES</b> Elf Marc VDS Racing GBR						6	1'43.867	P 22.142	26.320	23.449	31.956	273.9
		Runs=2	Total laps=17	Full laps=14	Valid laps=14		7	5'00.471	21.026	25.949	22.375	25.720		
1	2'21.997	23.036	27.038	23.185	26.302		8	1'34.404	21.496	25.366	22.120	25.422	273.9	
2	1'36.580	22.213	26.117	22.352	25.898	271.7	9	1'34.090	21.311	25.222	22.152	25.405	273.9	
3	1'35.045	21.703	25.437	22.169	25.736	271.7	10	1'33.860	21.317	25.160	22.020	25.363	273.9	
4	1'34.723	21.615	25.400	22.118	25.590	272.8	11	1'40.853	P 22.186	26.128	23.242	29.297	273.9	
5	1'48.353	P 21.982	32.828	23.532	30.011	271.7	12	3'58.316	22.028	26.293	22.276	25.458		

**Fastest Lap:** Fermín ALDEGUER CAG SpeedUp SPA 1'33.264 21.283 24.863 21.944 25.174

These data/results cannot be reproduced, stored and/or transmitted in whole or in part by any manner of electronic, mechanical, photocopying, recording, broadcasting or otherwise now known or herein after developed without the previous express consent by the copyright owner, except for reproduction in daily press and regular printed publications on sale to the public within 60 days of the event related to those data/results and always provided that copyright symbol appears together as follows below.  
© DORNA, 2023



## Practice Nr. 3

## Moto2

Lap	Lap Time	T1	T2	T3	T4	Speed	Lap	Lap Time	T1	T2	T3	T4	Speed
13	<b>1'33.902</b>	21.349	25.100	22.072	25.381	272.8	13	<b>1'41.317</b>	21.521	25.130	26.527	28.139	276.1
14	<b>1'33.751</b>	21.331	25.093	22.036	<b>25.291</b>	273.9	<b>9th 71 Dennis FOGGIA</b> Italtrans Racing Team ITA Runs=2 Total laps=14 Full laps=11 Valid laps=11						
15	<b>1'36.747</b>	<b>21.267</b>	25.119	23.167	27.194	272.8	1	2'24.539	22.560	27.080	23.161	26.083	
16	<b>1'34.726</b>	21.310	<b>25.085</b>	22.899	25.432	275.0	2	<b>1'36.394</b>	22.293	25.857	22.447	25.797	275.0
<b>6th 18 Manuel GONZALEZ</b> Correos Prepago Yam SPA Runs=2 Total laps=15 Full laps=12 Valid laps=12							3	<b>1'35.534</b>	21.655	25.532	22.556	25.791	<b>277.2</b>
1	1'44.758	21.501	26.799	22.879	25.922		4	<b>1'35.361</b>	21.626	25.533	22.381	25.821	276.1
2	<b>1'36.684</b>	22.328	26.037	22.457	25.862	<b>277.2</b>	5	<b>1'35.154</b>	21.664	25.390	22.450	25.650	277.2
3	<b>1'34.789</b>	21.567	25.322	22.294	25.606	276.1	6	<b>1'34.599</b>	21.608	25.257	22.221	25.513	276.1
4	<b>1'34.595</b>	21.525	25.221	22.159	25.690	276.1	7	<b>1'34.382</b>	21.518	25.197	22.217	25.450	276.1
5	<b>1'34.627</b>	21.608	25.327	22.158	25.534	272.8	8	<b>1'34.394</b>	21.485	25.285	22.169	25.455	276.1
6	<b>1'34.290</b>	21.474	25.188	22.164	25.464	275.0	9	1'41.595 P	22.641	27.352	23.179	<b>28.423</b>	275.0
7	1'57.565 P	21.521	25.254	41.383	29.407	275.0	10	8'35.308	25.005	26.929	22.447	25.514	
8	7'15.275	24.986	26.619	22.708	26.053		11	<b>1'34.393</b>	21.465	25.201	22.269	25.458	276.1
9	<b>1'34.241</b>	21.480	25.179	22.195	25.387	273.9	12	<b>1'33.923</b>	<b>21.377</b>	25.063	<b>22.063</b>	<b>25.420</b>	276.1
10	<b>1'37.726</b>	21.473	27.050	23.576	25.627	275.0	13	<b>1'40.405</b>	21.439	<b>25.005</b>	27.905	26.056	276.1
11	<b>1'34.254</b>	21.440	25.185	22.153	25.476	275.0	14	<b>1'34.521</b>	21.508	25.087	22.373	25.553	276.1
12	<b>1'33.856</b>	21.373	<b>25.087</b>	<b>22.057</b>	<b>25.339</b>	276.1	<b>10th 75 Albert ARENAS</b> Red Bull KTM Ajo SPA Runs=2 Total laps=14 Full laps=11 Valid laps=11						
13	<b>1'40.906</b>	<b>21.341</b>	25.127	24.112	30.326	276.1	1	1'58.721	21.721	26.826	22.936	26.026	
14	<b>1'43.838</b>	21.496	25.121	28.648	28.573	276.1	2	<b>1'36.120</b>	21.921	25.878	22.566	25.755	<b>276.1</b>
15	<b>1'36.323</b>	21.426	25.356	23.055	26.486	275.0	3	<b>1'35.646</b>	21.758	25.668	22.513	25.707	276.1
<b>7th 40 Aron CANET</b> Pons Wegow Los40 SPA Runs=2 Total laps=16 Full laps=13 Valid laps=13							4	<b>1'35.090</b>	21.568	25.619	22.402	25.501	276.1
1	2'43.035	23.376	27.618	23.407	25.891		5	<b>1'35.318</b>	21.644	25.564	22.501	25.609	276.1
2	<b>1'36.099</b>	22.074	26.017	22.475	25.533	273.9	6	1'38.653 P	21.602	25.682	22.400	<b>28.969</b>	276.1
3	<b>1'34.936</b>	21.768	25.552	22.224	25.392	273.9	7	10'13.462	23.948	26.338	22.505	25.542	
4	<b>1'34.622</b>	21.658	25.434	22.170	25.360	273.9	8	<b>1'34.461</b>	21.518	25.307	22.192	25.444	273.9
5	<b>1'34.346</b>	21.575	25.291	22.086	25.394	273.9	9	<b>1'50.355</b>	<b>21.338</b>	25.310	37.261	26.446	273.9
6	<b>1'34.170</b>	21.572	25.188	22.083	25.327	273.9	10	<b>1'34.419</b>	21.405	25.321	22.223	25.470	275.0
7	<b>1'34.224</b>	21.567	25.206	22.129	25.322	<b>275.0</b>	11	<b>1'36.946</b>	21.379	25.202	22.920	27.445	276.1
8	<b>1'33.939</b>	21.562	25.135	22.045	<b>25.197</b>	273.9	12	<b>1'34.276</b>	21.473	25.183	22.168	25.452	273.9
9	<b>1'34.194</b>	21.483	<b>25.096</b>	22.242	25.373	273.9	13	<b>1'33.956</b>	21.371	<b>25.128</b>	<b>22.121</b>	<b>25.336</b>	272.8
10	1'47.636 P	23.429	27.665	23.369	<b>33.173</b>	<b>271.7</b>	14	<b>1'52.026</b>	30.084	31.572	23.491	26.879	275.0
11	6'33.304	23.330	31.370	24.181	25.345		<b>11th 28 Izan GUEVARA</b> Inde GASGAS Aspar SPA Runs=2 Total laps=15 Full laps=12 Valid laps=11						
12	<b>1'34.123</b>	21.469	25.270	22.010	25.374	273.9	1	1'50.560	23.707	27.579	23.231	26.198	
13	<b>1'33.990</b>	21.525	25.233	<b>21.890</b>	25.342	273.9	2	<b>1'36.863</b>	21.974	26.484	22.619	25.786	277.2
14	<b>1'33.889</b>	<b>21.374</b>	25.104	22.099	25.312	271.7	3	<b>1'35.456</b>	21.710	25.487	22.460	25.799	279.5
15	<b>1'34.167</b>	21.475	25.176	22.162	25.354	270.7	4	1'37.728 *	21.718	<b>27.167*</b>	23.107	25.736	279.5
16	<b>1'33.961</b>	21.467	25.125	22.033	25.336	271.7	5	<b>1'34.960</b>	21.508	25.373	22.428	25.651	<b>280.6</b>
<b>8th 96 Jake DIXON</b> Inde GASGAS Aspar GBR Runs=2 Total laps=13 Full laps=10 Valid laps=10							6	<b>1'36.560</b>	21.605	25.608	23.370	25.977	280.6
1	2'29.453	23.892	28.371	23.220	26.128		7	<b>1'34.368</b>	21.392	25.338	22.178	25.460	278.3
2	<b>1'35.993</b>	21.990	25.806	22.425	25.772	277.2	8	<b>1'34.671</b>	21.405	25.413	22.291	25.562	277.2
3	<b>1'34.986</b>	21.598	25.396	22.249	25.743	<b>278.3</b>	9	1'37.933 P	21.395	25.374	22.253	<b>28.911</b>	277.2
4	<b>1'35.011</b>	21.742	25.465	22.217	25.587	277.2	10	7'34.638	23.675	26.723	23.145	25.878	
5	<b>1'34.675</b>	21.508	25.528	22.152	25.487	277.2	11	<b>1'34.546</b>	21.422	25.377	22.311	25.436	275.0
6	<b>1'34.411</b>	21.491	25.395	22.102	25.423	277.2	12	<b>1'33.987</b>	<b>21.288</b>	<b>25.163</b>	<b>22.164</b>	<b>25.372</b>	278.3
7	<b>1'34.119</b>	21.384	25.227	22.095	25.413	278.3	13	<b>1'34.491</b>	21.537	25.212	22.275	25.467	278.3
8	1'43.765 P	23.658	27.041	22.915	<b>30.151</b>	<b>277.2</b>	14	<b>1'38.149</b>	21.394	25.352	25.579	25.824	276.1
9	9'58.908	23.527	28.247	27.359	25.613		15	<b>1'34.388</b>	21.348	25.258	22.232	25.550	272.8
10	<b>1'34.067</b>	21.449	25.355	22.018	<b>25.245</b>	275.0							
11	<b>1'34.311</b>	<b>21.335</b>	25.100	22.254	25.622	276.1							
12	<b>1'33.913</b>	21.505	<b>25.087</b>	<b>21.974</b>	25.347	273.9							

**Fastest Lap:** Fermín ALDEGUER CAG SpeedUp SPA **1'33.264** 21.283 24.863 21.944 25.174

These data/results cannot be reproduced, stored and/or transmitted in whole or in part by any manner of electronic, mechanical, photocopying, recording, broadcasting or otherwise now known or herein after developed without the previous express consent by the copyright owner, except for reproduction in daily press and regular printed publications on sale to the public within 60 days of the event related to those data/results and always provided that copyright symbol appears together as follows below.  
© DORNA, 2023

# Practice Nr. 3

# Moto2

Lap	Lap Time	T1	T2	T3	T4	Speed	Lap	Lap Time	T1	T2	T3	T4	Speed	
<b>12th</b>	<b>7</b>	<b>Barry BALTUS</b> Fieten Olie Racing GP BEL						<b>15th</b>	<b>16</b>	<b>Joe ROBERTS</b> Italtrans Racing Team USA				
	Runs=2	Total laps=15			Full laps=12 Valid laps=12				Runs=2	Total laps=16			Full laps=13 Valid laps=12	
1	2'22.600	25.794	26.470	23.604	28.941		1	1'56.163	22.896	27.138	22.915	26.104		
2	1'37.079	21.872	26.196	22.954	26.057	272.8	2	1'37.995 *	23.12 *	26.148	22.695	26.031	272.8	
3	1'34.327	21.470	25.101	22.145	25.611	273.9	3	1'35.584	21.898	25.710	22.329	25.647	271.7	
4	1'35.120	21.801	25.395	22.177	25.747	278.3	4	1'35.196	21.798	25.450	22.282	25.666	271.7	
5	1'34.288	21.443	25.209	22.092	25.544	275.0	5	1'35.116	21.742	25.419	22.363	25.592	271.7	
6	1'34.210	21.453	25.181	22.101	25.475	273.9	6	1'35.028	21.836	25.399	22.234	25.559	272.8	
7	1'34.317	21.518	25.123	22.129	25.547	273.9	7	1'40.854 P	21.709	25.308	22.338	31.499	273.9	
8	1'39.203 P	21.429	26.233	22.870	28.671	272.8	8	6'43.307	24.244	26.578	22.764	26.040		
9	7'28.078	20.810	26.220	22.642	26.043		9	1'35.557	21.866	25.699	22.370	25.622	268.5	
10	1'34.004	21.469	25.124	21.968	25.443	271.7	10	1'34.584	21.728	25.290	22.086	25.480	270.7	
11	1'34.837	21.474	25.497	22.256	25.610	273.9	11	1'34.292	21.539	25.149	22.129	25.475	271.7	
12	1'33.997	21.357	25.146	22.056	25.438	273.9	12	1'34.708	21.575	25.279	22.180	25.674	271.7	
13	1'34.017	21.372	25.051	22.118	25.476	272.8	13	1'34.130	21.597	25.050	22.083	25.400	271.7	
14	1'34.382	21.301	25.152	22.363	25.566	273.9	14	1'34.052	21.555	25.032	22.050	25.415	270.7	
15	1'36.071	21.498	26.570	22.381	25.622	270.7	15	1'34.346	21.464	25.222	22.175	25.485	270.7	
							16	1'34.260	21.610	25.077	22.086	25.487	270.7	
<b>13th</b>	<b>11</b>	<b>Sergio GARCIA</b> Pons Wegow Los40 SPA						<b>16th</b>	<b>3</b>	<b>Lukas TULOVIC</b> Liqui Moly Husqvarna GER				
	Runs=2	Total laps=15			Full laps=12 Valid laps=12				Runs=2	Total laps=15			Full laps=12 Valid laps=11	
1	2'22.909	28.064	26.500	26.569	26.625		1	1'41.651	23.023	27.059	22.988	26.064		
2	1'37.490	21.837	25.974	23.230	26.449	279.5	2	1'35.922	21.768	25.786	22.647	25.721	275.0	
3	1'35.905	21.617	25.792	22.730	25.766	278.3	3	1'35.234	21.578	25.446	22.443	25.767	277.2	
4	1'35.073	21.597	25.429	22.446	25.601	276.1	4	1'35.270	21.653	25.463	22.457	25.697	276.1	
5	1'34.878	21.462	25.406	22.375	25.635	277.2	5	1'35.065	21.634	25.439	22.355	25.637	275.0	
6	1'34.686	21.435	25.362	22.340	25.549	277.2	6	1'34.634	21.445	25.358	22.286	25.545	275.0	
7	1'34.752	21.460	25.339	22.373	25.580	276.1	7	1'44.018 P	22.832	27.411	22.905	30.870	272.8	
8	1'45.949 P	23.776	26.817	22.895	32.461	275.0	8	8'40.854	22.455	26.897	22.863	26.070		
9	6'50.994	23.628	25.794	22.436	25.619		9	1'34.650	21.524	25.262	22.266	25.598	270.7	
10	1'35.605	21.413	25.155	22.350	26.687	276.1	10	1'34.063	21.345	25.203	22.099	25.416	272.8	
11	1'34.142	21.381	25.110	22.067	25.584	276.1	11	1'38.903 *	21.504	27.932 *	23.119	26.348	273.9	
12	1'34.086	21.348	25.068	22.142	25.528	278.3	12	1'34.728	21.375	25.275	22.441	25.637	273.9	
13	1'36.356	21.357	25.679	23.074	26.246	278.3	13	1'35.794	21.429	25.978	22.427	25.960	272.8	
14	1'34.041	21.317	25.058	22.163	25.503	277.2	14	1'35.644	21.407	25.734	22.781	25.722	271.7	
15	1'34.081	21.319	25.126	22.109	25.527	273.9	15	1'52.166	21.538	25.252	38.747	26.629	272.8	
<b>14th</b>	<b>35</b>	<b>Somkiat CHANTRA</b> IDEMITSU Honda Te THA						<b>17th</b>	<b>84</b>	<b>Zonta VD GOORBE</b> Fieten Olie Racing GP NED				
	Runs=2	Total laps=16			Full laps=13 Valid laps=13				Runs=2	Total laps=15			Full laps=12 Valid laps=11	
1	2'40.024	22.864	27.586	23.191	26.104		1	1'57.427	21.698	26.783	22.898	25.860		
2	1'36.042	21.855	25.907	22.540	25.740	275.0	2	1'38.439 *	23.73 *	25.948	22.324	26.430	272.8	
3	1'35.045	21.656	25.513	22.349	25.527	276.1	3	1'34.807	21.626	25.356	22.217	25.608	275.0	
4	1'34.775	21.667	25.475	22.165	25.468	275.0	4	1'36.084	21.599	25.455	22.648	26.382	277.2	
5	1'35.053	21.540	25.395	22.388	25.730	276.1	5	1'34.387	21.555	25.187	22.186	25.459	272.8	
6	1'34.554	21.409	25.481	22.158	25.506	276.1	6	1'36.299	21.595	25.586	22.530	26.588	276.1	
7	1'34.341	21.534	25.335	22.032	25.440	276.1	7	1'37.815	23.974	25.738	22.434	25.669	273.9	
8	1'34.210	21.435	25.263	22.050	25.462	276.1	8	1'39.001 P	21.464	25.392	22.682	29.463	271.7	
9	1'40.173 P	21.924	25.870	22.693	29.686	275.0	9	7'18.962	23.383	26.109	22.572	26.477		
10	5'34.271	22.356	26.750	22.711	25.842		10	1'35.756	21.663	25.378	22.480	26.235	271.7	
11	1'34.424	21.661	25.362	22.034	25.367	271.7	11	1'35.088	21.557	25.255	22.427	25.849	276.1	
12	1'34.498	21.527	25.400	22.114	25.457	271.7	12	1'34.073	21.507	25.082	22.005	25.479	273.9	
13	1'34.044	21.317	25.288	22.052	25.387	275.0	13	1'34.927	21.571	25.258	22.213	25.885	275.0	
14	1'34.161	21.431	25.240	22.060	25.430	275.0	14	1'44.658	23.585	27.313	22.702	31.058	275.0	
15	1'35.711	21.498	25.263	22.853	26.097	273.9	15	1'34.925	21.489	25.180	22.290	25.966	272.8	
16	1'34.407	21.464	25.332	22.103	25.508	276.1								

**Fastest Lap:** Fermín ALDEGUER CAG SpeedUp SPA **1'33.264** 21.283 24.863 21.944 25.174

These data/results cannot be reproduced, stored and/or transmitted in whole or in part by any manner of electronic, mechanical, photocopying, recording, broadcasting or otherwise now known or herein after developed without the previous express consent by the copyright owner, except for reproduction in daily press and regular printed publications on sale to the public within 60 days of the event related to those data/results and always provided that copyright symbol appears together as follows below.  
© DORNA, 2023

Official MotoGP Timing by TISSOT  
www.motogp.com

Cheste, Saturday, November 25, 2023

Page 3 of 6



## Practice Nr. 3

## Moto2

Lap	Lap Time	T1	T2	T3	T4	Speed	Lap	Lap Time	T1	T2	T3	T4	Speed	
<b>18th</b>	<b>37</b>	<b>Pedro ACOSTA</b>				Red Bull KTM Ajo	SPA							
		Runs=2	Total laps=15	Full laps=12	Valid laps=12									
1	2'29.191	24.251	28.424	23.244	26.109		1	1'48.778	23.215	27.953	23.504	26.356		
2	1'35.941	22.011	25.891	22.360	25.679	275.0	2	1'36.244	21.958	26.044	22.458	25.784	276.1	
3	1'35.068	21.594	25.518	22.261	25.695	277.2	3	1'35.489	21.686	25.739	22.478	25.586	277.2	
4	1'34.991	21.716	25.551	22.169	25.555	278.3	4	1'34.968	21.611	25.552	22.304	25.501	277.2	
5	1'34.562	21.401	25.578	22.141	25.442	278.3	5	1'52.941 P	27.158	27.983	26.457	31.343	278.3	
6	1'34.507	21.413	25.498	22.095	25.501	278.3	6	1'10.356	22.964	27.046	22.920	26.269		
7	1'34.166	21.316	25.363	22.109	25.378	278.3	7	1'34.607	21.563	25.467	22.128	25.449	273.9	
8	1'42.614 P	23.470	26.802	23.059	29.283	273.9	8	1'34.417	21.484	25.509	22.108	25.316	273.9	
9	6'51.364	21.580	25.801	22.411	25.517		9	1'34.312	21.532	25.355	22.079	25.346	276.1	
10	1'35.494	21.447	25.266	22.606	26.175	277.2	10	1'39.498	22.216	26.811	24.403	26.068	273.9	
11	1'34.237	21.465	25.279	21.997	25.496	278.3	11	1'34.963	21.586	25.463	22.326	25.588	277.2	
12	1'34.185	21.416	25.189	22.082	25.498	278.3	12	1'34.936	21.635	25.295	22.218	25.788	276.1	
13	1'35.342	21.348	26.150	22.312	25.532	277.2	13	1'53.894 P	21.541	25.492	36.724	30.137	273.9	
14	1'35.617	21.452	25.318	23.169	25.678	277.2	14	3'16.794	32.583	35.185	25.703	29.961		
15	1'34.103	21.403	25.253	22.042	25.405	277.2								
<b>19th</b>	<b>12</b>	<b>Filip SALAC</b>				QJMOTOR Gresini M	CZE							
		Runs=2	Total laps=16	Full laps=13	Valid laps=13									
1	2'07.214	24.601	27.499	23.130	26.265		1	2'09.442	23.150	27.633	23.152	26.159		
2	1'35.827	21.647	25.904	22.421	25.855	273.9	2	1'36.175	22.044	25.827	22.553	25.751	271.7	
3	1'35.405	21.560	25.533	22.444	25.868	273.9	3	1'35.629	21.865	25.675	22.454	25.635	275.0	
4	1'35.574	21.658	25.563	22.549	25.804	273.9	4	1'35.081	21.665	25.441	22.363	25.612	275.0	
5	1'35.008	21.567	25.412	22.374	25.655	272.8	5	1'34.979	21.649	25.474	22.257	25.599	273.9	
6	1'38.287	21.629	25.517	23.080	28.061	273.9	6	1'35.171	21.796	25.451	22.305	25.619	275.0	
7	1'34.776	21.589	25.354	22.209	25.624	275.0	7	1'34.801	21.620	25.369	22.268	25.544	275.0	
8	1'34.292	21.446	25.313	22.079	25.454	275.0	8	1'35.009	21.710	25.360	22.239	25.700	275.0	
9	1'37.594	21.981	25.913	23.266	26.434	278.3	9	1'34.652	21.571	25.273	22.256	25.552	272.8	
10	1'46.478 P	25.919	26.047	22.887	31.625	273.9	10	1'40.260 P	21.582	25.512	22.993	30.173	273.9	
11	5'46.392	30.506	28.041	23.654	26.352		11	6'14.111	22.955	27.160	22.514	25.681		
12	1'35.484	21.593	25.545	22.478	25.868	269.6	12	1'34.631	21.607	25.307	22.144	25.573	272.8	
13	1'34.437	21.450	25.296	22.108	25.583	272.8	13	1'34.480	21.604	25.177	22.151	25.548	275.0	
14	1'34.132	21.301	25.253	22.090	25.488	272.8	14	1'34.324	21.428	25.184	22.171	25.541	275.0	
15	1'35.009	21.328	25.237	22.087	26.357	272.8	15	1'34.824	21.673	25.234	22.313	25.604	272.8	
16	1'34.390	21.363	25.208	22.150	25.669	270.7	16	1'34.672	21.529	25.178	22.309	25.656	272.8	
<b>20th</b>	<b>79</b>	<b>Ai OGURA</b>				IDEMITSU Honda Te	JPN							
		Runs=2	Total laps=16	Full laps=13	Valid laps=13									
1	2'11.601	24.267	27.566	23.286	26.389		1	2'22.193	22.824	27.004	23.083	26.275		
2	1'36.785	22.171	26.241	22.518	25.855	275.0	2	1'36.776	22.168	26.243	22.628	25.737	275.0	
3	1'35.871	21.727	25.815	22.509	25.820	276.1	3	1'34.908	21.636	25.460	22.211	25.601	277.2	
4	1'35.204	21.654	25.731	22.233	25.586	275.0	4	1'35.779	21.855	25.739	22.168	26.017	277.2	
5	1'34.902	21.599	25.482	22.183	25.638	275.0	5	1'44.008	21.559	29.460	26.309	26.680	277.2	
6	1'34.665	21.470	25.459	22.183	25.553	273.9	6	1'39.520 P	21.769	26.274	22.710	28.767	276.1	
7	1'34.795	21.499	25.548	22.224	25.524	275.0	7	8'22.459	21.021	26.936	22.569	25.795		
8	1'34.606	21.450	25.465	22.133	25.558	273.9	8	1'35.137	21.705	25.607	22.188	25.637	273.9	
9	1'49.694 P	23.505	28.790	24.294	33.105	275.0	9	1'37.969	21.828	26.922	22.756	26.463	273.9	
10	6'00.495	22.314	26.868	22.736	25.844		10	1'34.823	21.503	25.466	22.333	25.521	277.2	
11	1'34.877	21.597	25.643	22.142	25.495	270.7	11	1'34.353	21.477	25.187	22.113	25.576	277.2	
12	1'34.271	21.424	25.391	22.075	25.381	273.9	12	1'34.392	21.491	25.268	22.185	25.448	276.1	
13	1'34.452	21.415	25.295	22.144	25.598	272.8	13	1'35.466	21.493	25.192	22.835	25.946	277.2	
14	1'34.345	21.428	25.213	22.061	25.643	271.7	14	1'36.622	21.390	25.807	23.266	26.159	276.1	
15	1'34.246	21.401	25.228	22.086	25.531	270.7								
16	1'39.733	21.401	25.305	25.573	27.454	271.7								
<b>23rd</b>	<b>14</b>	<b>Tony ARBOLINO</b>				Elf Marc VDS Racing	ITA							
		Runs=2	Total laps=14	Full laps=11	Valid laps=11									
1	2'22.193	22.824	27.004	23.083	26.275		1	2'22.193	22.824	27.004	23.083	26.275		
2	1'36.776	22.168	26.243	22.628	25.737	275.0	2	1'36.776	22.168	26.243	22.628	25.737	275.0	
3	1'34.908	21.636	25.460	22.211	25.601	277.2	3	1'34.908	21.636	25.460	22.211	25.601	277.2	
4	1'35.779	21.855	25.739	22.168	26.017	277.2	4	1'35.779	21.855	25.739	22.168	26.017	277.2	
5	1'44.008	21.559	29.460	26.309	26.680	277.2	5	1'44.008	21.559	29.460	26.309	26.680	277.2	
6	1'39.520 P	21.769	26.274	22.710	28.767	276.1	6	1'39.520 P	21.769	26.274	22.710	28.767	276.1	
7	8'22.459	21.021	26.936	22.569	25.795		7	8'22.459	21.021	26.936	22.569	25.795		
8	1'35.137	21.705	25.607	22.188	25.637	273.9	8	1'35.137	21.705	25.607	22.188	25.637	273.9	
9	1'37.969	21.828	26.922	22.756	26.463	273.9	9	1'37.969	21.828	26.922	22.756	26.463	273.9	
10	1'34.823	21.503	25.466	22.333	25.521	277.2	10	1'34.823	21.503	25.466	22.333	25.521	277.2	
11	1'34.353	21.477	25.187	22.113	25.576	277.2	11	1'34.353	21.477	25.187	22.113	25.576	277.2	
12	1'34.392	21.491	25.268	22.185	25.448	276.1	12	1'34.392	21.491	25.268	22.185	25.448	276.1	
13	1'35.466	21.493	25.192	22.835	25.946	277.2	13	1'35.466	21.493	25.192	22.835	25.946	277.2	
14	1'36.622	21.390	25.807	23.266	26.159	276.1	14	1'36.622	21.390	25.807	23.266	26.159	276.1	
<b>24th</b>	<b>15</b>	<b>Darryn BINDER</b>				Liqui Moly Husqvarna	RSA							
		Runs=2	Total laps=14	Full laps=11	Valid laps=11									
1	1'48.032	22.966	27.732	23.148	26.100		1	1'48.032	22.966	27.732	23.148	26.100		

**Fastest Lap:** Fermín ALDEGUER CAG SpeedUp SPA 1'33.264 21.283 24.863 21.944 25.174

These data/results cannot be reproduced, stored and/or transmitted in whole or in part by any manner of electronic, mechanical, photocopying, recording, broadcasting or otherwise now known or herein after developed without the previous express consent by the copyright owner, except for reproduction in daily press and regular printed publications on sale to the public within 60 days of the event related to those data/results and always provided that copyright symbol appears together as follows below.  
© DORNA, 2023

# Practice Nr. 3

# Moto2

Lap	Lap Time	T1	T2	T3	T4	Speed	Lap	Lap Time	T1	T2	T3	T4	Speed
2	1'35.578	21.714	25.776	22.410	25.678	277.2	5	1'35.698	21.960	25.593	22.485	25.660	272.8
3	1'35.439	21.624	25.880	22.334	25.601	279.5	6	1'35.216	21.593	25.566	22.325	25.732	273.9
4	1'34.621	21.450	25.491	22.108	25.572	277.2	7	1'34.926	21.549	25.422	22.372	25.583	273.9
5	1'34.892	21.378	25.540	22.248	25.726	279.5	8	1'34.798	21.566	25.427	22.248	25.557	272.8
6	1'45.354	24.262	29.177	24.689	27.226	276.1	9	1'41.503 P	23.825	25.971	23.055	28.652	271.7
7	1'35.360	21.691	25.558	22.384	25.727	276.1	10	7'18.840	22.502	26.983	22.805	25.754	
8	1'42.286 P	21.743	25.698	22.561	32.284	277.2	11	1'35.485	21.634	25.424	22.726	25.701	270.7
9	8'58.218	22.726	27.874	26.018	26.310		12	1'37.877 *	21.530	25.304	22.210	28.833*	272.8
10	1'35.210	21.534	25.621	22.417	25.638	275.0	13	1'35.729	21.783	25.689	22.333	25.924	266.5
11	1'34.425	21.379	25.268	22.090	25.688	276.1	14	1'35.271	21.632	25.382	22.485	25.772	276.1
12	1'34.587	21.351	25.367	22.110	25.759	276.1	15	1'34.557	21.467	25.293	22.276	25.521	271.7
13	1'34.689	21.426	25.328	22.328	25.607	277.2	16	1'34.780	21.449	25.394	22.297	25.640	271.7
14	1'35.065	21.381	25.377	22.433	25.874	273.9							

**25th 9 Mattia CASADEI** Fantic Racing ITA  
Runs=2 Total laps=15 Full laps=12 Valid laps=12

1	1'51.057	23.160	26.823	23.124	26.062	
2	1'35.752	21.866	25.588	22.465	25.833	273.9
3	1'35.893	21.933	25.508	22.517	25.935	275.0
4	1'35.720	21.715	25.576	22.534	25.895	273.9
5	1'35.495	21.861	25.369	22.460	25.805	275.0
6	1'35.241	21.705	25.378	22.360	25.798	275.0
7	1'35.266	21.820	25.322	22.373	25.751	273.9
8	1'41.181 P	21.755	25.316	22.444	31.666	273.9
9	7'53.686	28.478	27.461	24.214	26.794	
10	1'34.797	21.707	25.274	22.200	25.616	272.8
11	1'34.634	21.574	25.115	22.317	25.628	275.0
12	1'34.433	21.529	25.165	22.152	25.587	276.1
13	1'35.805	21.573	25.349	23.106	25.777	276.1
14	1'35.045	21.589	25.347	22.257	25.852	272.8
15	1'35.018	21.625	25.289	22.319	25.785	271.7

**28th 5 Kohta NOZANE** Correos Prepagó Yam JPN  
Runs=2 Total laps=15 Full laps=12 Valid laps=11

1	1'44.763	23.136	28.105	23.854	26.488	
2	1'37.118	22.143	26.305	22.673	25.997	271.7
3	1'36.076	21.852	25.763	22.512	25.949	271.7
4	1'35.652	21.835	25.655	22.459	25.703	273.9
5	1'35.688	21.806	25.642	22.510	25.730	270.7
6	1'37.337	21.796	26.003	23.142	26.396	271.7
7	1'36.210	21.817	25.714	22.678	26.001	271.7
8	1'53.191 P	25.503	30.597	23.299	33.792	267.5
9	7'40.156	24.538	31.226	24.184	26.826	
10	1'37.305	22.028	26.028	22.626	26.623	265.4
11	1'34.824	21.527	25.446	22.255	25.596	273.9
12	1'34.627	21.566	25.295	22.172	25.594	273.9
13	1'37.538	21.571	25.404	24.165	26.398	270.7
14	1'40.712	21.647	26.893	23.366	28.806	268.5
15	1'35.277 *	21.525	25.363	22.520*	25.869	269.6

**26th 45 Hector GARZO** Fieten Olie Racing GP SPA  
Runs=2 Total laps=15 Full laps=12 Valid laps=9

1	1'53.783	21.848	27.126	23.333	26.002	
2	1'35.423	21.850	25.612	22.341	25.620	275.0
3	1'35.283 *	21.859	25.536	22.367	25.521*	278.3
4	1'35.283	21.543	25.664	22.516	25.560	279.5
5	1'34.973	21.667	25.466	22.298	25.542	277.2
6	1'34.479	21.536	25.412	22.169	25.362	276.1
7	1'41.950	27.178	26.514	22.484	25.774	278.3
8	1'44.191 P	24.278	26.091	22.896	30.926	271.7
9	8'14.815	29.232	27.410	23.401	27.003	
10	1'42.301	21.712	26.350	28.097	26.142	269.6
11	1'36.872	21.868	25.601	23.259	26.144	272.8
12	1'38.836 *	21.602	27.773*	22.395	27.066	269.6
13	1'35.267 *	21.607	25.505	22.362	25.793*	272.8
14	1'34.747	21.544	25.411	22.190	25.602	270.7
15	1'49.762	21.616	34.144	27.463	26.539	271.7

**29th 23 Taiga HADA** Pertamina Mandalika JPN  
Runs=2 Total laps=13 Full laps=10 Valid laps=10

1	1'44.525	21.552	27.270	23.647	26.334	
2	1'37.059	22.189	26.088	22.706	26.076	272.8
3	1'35.675	21.703	25.626	22.635	25.711	277.2
4	1'35.333	21.517	25.470	22.529	25.817	273.9
5	1'36.270	21.803	25.402	22.869	26.196	265.4
6	1'37.403	22.653	25.845	23.052	25.853	275.0
7	1'40.805 P	21.860	25.724	22.794	30.427	270.7
8	10'46.806	24.334	27.276	23.369	26.002	
9	1'34.964	21.470	25.526	22.444	25.524	273.9
10	1'34.841	21.521	25.265	22.416	25.639	275.0
11	1'34.812	21.516	25.262	22.395	25.639	272.8
12	1'37.620	21.527	25.225	24.870	25.998	272.8
13	1'34.824	21.552	25.270	22.435	25.567	276.1

**27th 33 Rory SKINNER** OnlyFans American R GBR  
Runs=2 Total laps=16 Full laps=13 Valid laps=11

1	1'49.349	22.804	27.800	23.716	26.451	
2	1'38.831 *	23.90*	26.192	22.858	25.879	271.7
3	1'35.930	21.729	25.703	22.501	25.997	276.1
4	1'35.619	21.686	25.704	22.473	25.756	276.1

**30th 64 Bo BENDSNEYDER** Pertamina Mandalika NED  
Runs=2 Total laps=13 Full laps=10 Valid laps=10

1	2'16.025	23.802	27.396	22.995	25.991	
2	1'36.151	22.012	26.038	22.412	25.689	271.7
3	1'35.193	21.598	25.591	22.350	25.654	273.9
4	1'35.007	21.645	25.426	22.289	25.647	272.8
5	1'51.506	21.581	25.398	38.323	26.204	272.8
6	1'35.597	21.772	25.751	22.365	25.709	276.1
7	1'34.830	21.590	25.386	22.235	25.619	271.7

<b>Fastest Lap:</b> Fermín ALDEGUER	CAG SpeedUp	SPA	1'33.264	21.283	24.863	21.944	25.174
-------------------------------------	-------------	-----	----------	--------	--------	--------	--------

These data/results cannot be reproduced, stored and/or transmitted in whole or in part by any manner of electronic, mechanical, photocopying, recording, broadcasting or otherwise now known or herein after developed without the previous express consent by the copyright owner, except for reproduction in daily press and regular printed publications on sale to the public within 60 days of the event related to those data/results and always provided that copyright symbol appears together as follows below.  
© DORNA, 2023





# Practice Nr. 3

Moto2

Lap	Lap Time		T1	T2	T3	T4	Speed	Lap	Lap Time	T1	T2	T3	T4	Speed
8	1'42.278	P	22.134	26.362	23.002	30.780	270.7							
9	10'06.916		23.235	26.306	22.590	25.766								
10	<b>1'35.090</b>		21.610	25.448	22.231	25.801	270.7							
11	<b>1'34.896</b>		21.549	25.318	22.197	25.832	268.5							
12	<b>1'34.817</b>		21.583	25.278	22.253	25.703	269.6							
13	<b>1'34.817</b>		21.589	25.208	22.290	25.730	271.7							

**31st 44** **Matteo FERRARI** QJMOTOR Gresini M ITA  
 Runs=2 Total laps=13 Full laps=10 Valid laps=10

1	2'49.756		22.153	26.901	23.781	26.407								
2	<b>1'37.021</b>		22.184	25.891	22.752	26.194	271.7							
3	<b>1'35.860</b>		21.796	25.548	22.662	25.854	272.8							
4	<b>1'35.645</b>		21.752	25.501	22.554	25.838	272.8							
5	<b>1'35.489</b>		21.737	25.541	22.492	25.719	271.7							
6	<b>1'35.365</b>		21.719	25.383	22.470	25.793	271.7							
7	1'41.627	P	23.514	25.893	22.799	29.421	272.8							
8	9'56.635		23.803	31.052	25.833	28.812								
9	<b>1'35.460</b>		21.866	25.514	22.390	25.690	270.7							
10	<b>1'34.921</b>		21.696	25.323	22.333	25.569	273.9							
11	<b>1'35.328</b>		21.771	25.387	22.441	25.729	275.0							
12	<b>1'34.856</b>		21.544	25.278	22.404	25.630	272.8							
13	<b>1'34.917</b>		21.519	25.320	22.410	25.668	271.7							

**32nd 4** **Sean Dylan KELLY** Forward Team USA  
 Runs=2 Total laps=15 Full laps=12 Valid laps=12

1	1'46.171		22.854	28.089	23.388	26.312								
2	<b>1'37.168</b>		22.247	26.142	22.730	26.049	273.9							
3	<b>1'36.185</b>		22.059	25.936	22.494	25.696	273.9							
4	<b>1'35.636</b>		21.696	25.692	22.478	25.770	273.9							
5	<b>1'41.720</b>		21.888	28.207	25.697	25.928	273.9							
6	<b>1'36.424</b>		21.783	25.683	22.726	26.232	273.9							
7	<b>1'35.741</b>		21.839	25.659	22.492	25.751	273.9							
8	<b>1'35.675</b>		21.763	25.612	22.470	25.830	273.9							
9	1'44.306	P	23.025	28.029	23.495	29.757	271.7							
10	7'38.117		21.663	27.075	23.697	26.446								
11	<b>1'35.317</b>		21.795	25.413	22.340	25.769	273.9							
12	<b>1'35.161</b>		21.827	25.316	22.321	25.697	272.8							
13	<b>1'35.963</b>		21.719	25.485	22.841	25.918	272.8							
14	<b>1'35.443</b>		21.735	25.437	22.398	25.873	273.9							
15	<b>1'44.853</b>		24.045	30.457	23.702	26.649	271.7							

**Fastest Lap:** Fermín ALDEGUER CAG SpeedUp SPA **1'33.264** 21.283 24.863 21.944 25.174

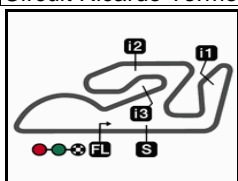
These data/results cannot be reproduced, stored and/or transmitted in whole or in part by any manner of electronic, mechanical, photocopying, recording, broadcasting or otherwise now known or herein after developed without the previous express consent by the copyright owner, except for reproduction in daily press and regular printed publications on sale to the public within 60 days of the event related to those data/results and always provided that copyright symbol appears together as follows below.  
 © DORNA, 2023

Official MotoGP Timing by TISSOT  
 www.motogp.com

Cheste, Saturday, November 25, 2023

Page 6 of 6





4005 m.

# GRAN PREMIO MOTUL DE LA COMUNITAT VALENCIANA

## Practice Nr. 3

### Best Partial Times

# Moto2™


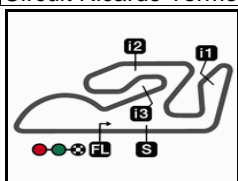
*IT* Ideal Lap Time, sum of the best partial times

*BT* Best Lap Time

T1		T2		T3		T4						
Pos	Rider	Time	Rider	Time	Rider	Time	Rider	Time	Pos	Rider	IT	BT
1	A.LOPEZ	21.267	F.ALDEGUER	24.863	M.RAMIREZ	21.795	F.ALDEGUER	25.171	1	F.ALDEGUER	1'33.261	1'33.264 (1)
2	F.ALDEGUER	21.283	M.RAMIREZ	24.953	S.LOWES	21.840	M.RAMIREZ	25.188	2	M.RAMIREZ	1'33.292	1'33.429 (2)
3	I.GUEVARA	21.288	S.LOWES	24.975	C.VIETTI	21.865	A.CANET	25.197	3	C.VIETTI	1'33.511	1'33.607 (4)
4	B.BALTUS	21.301	C.VIETTI	24.986	A.CANET	21.890	J.DIXON	25.245	4	S.LOWES	1'33.530	1'33.599 (3)
5	F.SALAC	21.301	D.FOGGIA	25.005	F.ALDEGUER	21.944	A.LOPEZ	25.291	5	A.CANET	1'33.557	1'33.889 (7)
6	P.ACOSTA	21.316	J.ROBERTS	25.032	B.BALTUS	21.968	C.VIETTI	25.310	6	J.DIXON	1'33.641	1'33.913 (8)
7	S.GARCIA	21.317	B.BALTUS	25.051	J.DIXON	21.974	A.ESCRIG	25.316	7	A.LOPEZ	1'33.663	1'33.751 (5)
8	S.CHANTRA	21.317	S.GARCIA	25.058	P.ACOSTA	21.997	A.ARENAS	25.336	8	B.BALTUS	1'33.758	1'33.997 (12)
9	J.DIXON	21.335	Z.VD GOORBER	25.082	Z.VD GOORBER	22.005	M.GONZALEZ	25.339	9	M.GONZALEZ	1'33.824	1'33.856 (6)
10	A.ARENAS	21.338	A.LOPEZ	25.085	A.LOPEZ	22.020	S.LOWES	25.349	10	D.FOGGIA	1'33.865	1'33.923 (9)
11	M.GONZALEZ	21.341	M.GONZALEZ	25.087	S.CHANTRA	22.032	H.GARZO	25.362	11	P.ACOSTA	1'33.880	1'34.103 (18)
12	L.TULOVIC	21.345	J.DIXON	25.087	J.ROBERTS	22.050	S.CHANTRA	25.367	12	A.ARENAS	1'33.923	1'33.956 (10)
13	C.VIETTI	21.350	A.CANET	25.096	M.GONZALEZ	22.057	I.GUEVARA	25.372	13	S.GARCIA	1'33.945	1'34.041 (13)
14	D.BINDER	21.351	M.CASADEI	25.115	A.OGURA	22.061	P.ACOSTA	25.378	14	J.ROBERTS	1'33.946	1'34.052 (15)
15	M.RAMIREZ	21.356	A.ARENAS	25.128	D.FOGGIA	22.063	A.OGURA	25.381	15	S.CHANTRA	1'33.956	1'34.044 (14)
16	S.LOWES	21.366	I.GUEVARA	25.163	S.GARCIA	22.067	J.ROBERTS	25.400	16	I.GUEVARA	1'33.987	1'33.987 (11)
17	A.CANET	21.374	J.ALCOBA	25.177	F.SALAC	22.079	L.TULOVIC	25.416	17	Z.VD GOORBE	1'34.010	1'34.073 (17)
18	D.FOGGIA	21.377	T.ARBOLINO	25.187	A.ESCRIG	22.079	D.FOGGIA	25.420	18	F.SALAC	1'34.042	1'34.132 (19)
19	T.ARBOLINO	21.390	P.ACOSTA	25.189	D.BINDER	22.090	B.BALTUS	25.438	19	A.OGURA	1'34.056	1'34.246 (20)
20	A.OGURA	21.401	L.TULOVIC	25.203	L.TULOVIC	22.099	T.ARBOLINO	25.448	20	L.TULOVIC	1'34.063	1'34.063 (16)
21	J.ALCOBA	21.428	F.SALAC	25.208	T.ARBOLINO	22.113	F.SALAC	25.454	21	T.ARBOLINO	1'34.138	1'34.353 (23)
22	R.SKINNER	21.449	B.BENDSNEYDE	25.208	A.ARENAS	22.121	Z.VD GOORBER	25.459	22	A.ESCRIG	1'34.174	1'34.312 (21)
23	J.ROBERTS	21.464	A.OGURA	25.213	J.ALCOBA	22.144	S.GARCIA	25.503	23	D.BINDER	1'34.281	1'34.425 (24)
24	Z.VD GOORBER	21.464	T.HADA	25.225	M.CASADEI	22.152	R.SKINNER	25.521	24	J.ALCOBA	1'34.290	1'34.324 (22)

These data/results cannot be reproduced, stored and/or transmitted in whole or in part by any manner of electronic, mechanical, photocopying, recording, broadcasting or otherwise now known or herein after developed without the previous express consent by the copyright owner, except for reproduction in daily press and regular printed publications on sale to the public within 60 days of the event related to those data/results and always provided that copyright symbol appears together as follows below.  
© DORNA, 2023

Circuit Ricardo Tormo

Results and timing service provided by  **TISSOT**

4005 m.

**GRAN PREMIO MOTUL DE LA COMUNITAT VALENCIANA****Practice Nr. 3****Best Partial Times****Moto2™***IT* Ideal Lap Time, sum of the best partial times*BT* Best Lap Time

<b>T1</b>		<b>T2</b>		<b>T3</b>		<b>T4</b>				<i>IT</i>	<i>BT</i>	
<i>Pos</i>	<i>Rider</i>	<i>Time</i>	<i>Rider</i>	<i>Time</i>	<i>Rider</i>	<i>Time</i>	<i>Rider</i>	<i>Time</i>	<i>Pos</i>	<i>Rider</i>		
25	T.HADA	21.470	S.CHANTRA	25.240	I.GUEVARA	22.164	T.HADA	25.524	25	<b>M.CASADEI</b>	1'34.383	1'34.433 (25)
26	<b>A.ESCRIG</b>	<b>21.484</b>	<b>D.BINDER</b>	<b>25.268</b>	<b>H.GARZO</b>	<b>22.169</b>	<b>J.ALCOBA</b>	<b>25.541</b>	26	<b>R.SKINNER</b>	1'34.473	1'34.557 (27)
27	M.FERRARI	21.519	M.FERRARI	25.278	K.NOZANE	22.172	M.FERRARI	25.569	27	<b>H.GARZO</b>	1'34.478	1'34.479 (26)
28	<b>K.NOZANE</b>	<b>21.525</b>	<b>R.SKINNER</b>	<b>25.293</b>	<b>B.BENDSNEYDE</b>	<b>22.197</b>	<b>D.BINDER</b>	<b>25.572</b>	28	<b>B.BENDSNEY</b>	1'34.573	1'34.817 (30)
29	M.CASADEI	21.529	K.NOZANE	25.295	R.SKINNER	22.210	M.CASADEI	25.587	29	<b>K.NOZANE</b>	1'34.586	1'34.627 (28)
30	<b>H.GARZO</b>	<b>21.536</b>	<b>A.ESCRIG</b>	<b>25.295</b>	<b>S.KELLY</b>	<b>22.321</b>	<b>K.NOZANE</b>	<b>25.594</b>	30	<b>T.HADA</b>	1'34.614	1'34.812 (29)
31	B.BENDSNEYDE	21.549	S.KELLY	25.316	M.FERRARI	22.333	B.BENDSNEYDE	25.619	31	<b>M.FERRARI</b>	1'34.699	1'34.856 (31)
32	<b>S.KELLY</b>	<b>21.696</b>	<b>H.GARZO</b>	<b>25.411</b>	<b>T.HADA</b>	<b>22.395</b>	<b>S.KELLY</b>	<b>25.696</b>	32	<b>S.KELLY</b>	1'35.029	1'35.161 (32)

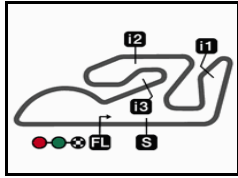
These data/results cannot be reproduced, stored and/or transmitted in whole or in part by any manner of electronic, mechanical, photocopying, recording, broadcasting or otherwise now known or herein after developed without the previous express consent by the copyright owner, except for reproduction in daily press and regular printed publications on sale to the public within 60 days of the event related to those data/results and always provided that copyright symbol appears together as follows below.

© DORNA, 2023

Official MotoGP Timing by **TISSOT**

www.motogp.com

*motogp™*




4005 m.

# GRAN PREMIO MOTUL DE LA COMUNITAT VALENCIANA

## Practice Nr. 3

### Fastest Laps Sequence

<i>Practice Time</i>	 <i>Rider</i>	<i>Nation</i>	<i>Motorcycle</i>	<i>Time</i>	<i>Km/h</i>	<i>Rider's Lap</i>
3'17.096	21 <b>Alonso LOPEZ</b>	SPA	BOSCOSCURO	<b>1'36.371</b>	149.6	2
3'17.573	3 <b>Lukas TULOVIC</b>	GER	KALEX	<b>1'35.922</b>	150.3	2
3'23.096	54 <b>Fermín ALDEGUER</b>	SPA	BOSCOSCURO	<b>1'35.824</b>	150.4	2
3'23.610	15 <b>Darryn BINDER</b>	RSA	KALEX	<b>1'35.578</b>	150.8	2
3'29.206	45 <b>Hector GARZO</b>	SPA	NTS	<b>1'35.423</b>	151.0	2
4'52.173	21 <b>Alonso LOPEZ</b>	SPA	BOSCOSCURO	<b>1'35.077</b>	151.6	3
4'56.231	18 <b>Manuel GONZALEZ</b>	SPA	KALEX	<b>1'34.789</b>	152.1	3
4'57.785	54 <b>Fermín ALDEGUER</b>	SPA	BOSCOSCURO	<b>1'34.689</b>	152.2	3
5'34.006	7 <b>Barry BALTUS</b>	BEL	KALEX	<b>1'34.327</b>	152.8	3
8'00.877	21 <b>Alonso LOPEZ</b>	SPA	BOSCOSCURO	<b>1'34.205</b>	153.0	5
8'06.614	54 <b>Fermín ALDEGUER</b>	SPA	BOSCOSCURO	<b>1'34.013</b>	153.3	5
9'40.211	54 <b>Fermín ALDEGUER</b>	SPA	BOSCOSCURO	<b>1'33.597</b>	154.0	6
15'54.756	54 <b>Fermín ALDEGUER</b>	SPA	BOSCOSCURO	<b>1'33.264</b>	154.5	10

These data/results cannot be reproduced, stored and/or transmitted in whole or in part by any manner of electronic, mechanical, photocopying, recording, broadcasting or otherwise now known or herein after developed without the previous express consent by the copyright owner, except for reproduction in daily press and regular printed publications on sale to the public within 60 days of the event related to those data/results and always provided that copyright symbol appears together as follows below.

© DORNA, 2023

Official MotoGP Timing by TISSOT  
www.motogp.com

Cheste, Saturday, November 25, 2023

