


4005 m.

GRAN PREMIO MOTUL DE LA COMUNITAT VALENCIANA

Practice Nr. 2

Classification

6

		Rider	Nation	Team	Motorcycle	Time	Lap Total	Gap	Top Speed
1	96	Daniel HOLTADO	SPA	Red Bull KTM Tech3	KTM	1'38.706	16 19		224.7
2	53	Deniz ÖNCÜ	TUR	Red Bull KTM Ajo	KTM	1'38.972	4 6	0.266 0.266	223.9
3	66	Joel KELSO	AUS	CFMOTO Racing PruestelGP	CFMOTO	1'39.080	10 17	0.374 0.108	224.7
4	31	Adrian FERNANDEZ	SPA	Leopard Racing	HONDA	1'39.127	16 20	0.421 0.047	229.2
5	48	Ivan ORTOLÁ	SPA	Angeluss MTA Team	KTM	1'39.128	16 19	0.422 0.001	228.4
6	5	Jaume MASIA	SPA	Leopard Racing	HONDA	1'39.157	15 18	0.451 0.029	228.4
7	6	Ryusei YAMANAKA	JPN	Valresa GASGAS Aspar Team	GASGAS	1'39.187	12 16	0.481 0.030	227.6
8	95	Collin VEIJER	NED	Liqui Moly Husqvarna Intact GP	HUSQVARNA	1'39.203	10 20	0.497 0.016	225.4
9	10	Diogo MOREIRA	BRA	MT Helmets - MSI	KTM	1'39.302	13 19	0.596 0.099	226.9
10	21	Vicente PEREZ	SPA	BOE Motorsports	KTM	1'39.312	10 15	0.606 0.010	218.9
11	80	David ALONSO	COL	Valresa GASGAS Aspar Team	GASGAS	1'39.369	5 10	0.663 0.057	226.9
12	72	Taiyo FURUSATO	JPN	Honda Team Asia	HONDA	1'39.418	12 14	0.712 0.049	223.9
13	71	Ayumu SASAKI	JPN	Liqui Moly Husqvarna Intact GP	HUSQVARNA	1'39.434	14 15	0.728 0.016	232.2
14	7	Filippo FARIOLI	ITA	Red Bull KTM Tech3	KTM	1'39.536	17 20	0.830 0.102	226.9
15	55	Romano FENATI	ITA	Rivacold Snipers Team	HONDA	1'39.614	14 16	0.908 0.078	225.4
16	43	Xavier ARTIGAS	SPA	CFMOTO Racing PruestelGP	CFMOTO	1'39.686	10 11	0.980 0.072	223.2
17	82	Stefano NEPA	ITA	Angeluss MTA Team	KTM	1'39.694	15 18	0.988 0.008	225.4
18	99	José Antonio RUEDA	SPA	Red Bull KTM Ajo	KTM	1'39.703	7 17	0.997 0.009	227.6
19	54	Riccardo ROSSI	ITA	SIC58 Squadra Corse	HONDA	1'39.881	16 17	1.175 0.178	226.9
20	18	Matteo BERTELLE	ITA	Rivacold Snipers Team	HONDA	1'39.905	16 18	1.199 0.024	223.9
21	27	Kaito TOBA	JPN	SIC58 Squadra Corse	HONDA	1'39.998	13 15	1.292 0.093	226.1
22	20	Lorenzo FELLON	FRA	CIP Green Power	KTM	1'40.111	15 17	1.405 0.113	225.4
23	63	Syarifuddin AZMAN	MAL	MT Helmets - MSI	KTM	1'40.183	16 17	1.477 0.072	223.9
24	44	David MUÑOZ	SPA	BOE Motorsports	KTM	1'40.291	5 11	1.585 0.108	226.1
25	19	Scott OGDEN	GBR	VisionTrack Racing Team	HONDA	1'40.328	13 16	1.622 0.037	226.1
26	64	Mario AJI	INA	Honda Team Asia	HONDA	1'40.546	10 18	1.840 0.218	219.6
27	38	David SALVADOR	SPA	CIP Green Power	KTM	1'40.697	10 16	1.991 0.151	223.9
28	69	Marcos RUDA	SPA	Finetwork Intact GP	HUSQVARNA	1'41.279	10 17	2.573 0.582	221.0

Practice condition: **Dry**

Air: 20°

Humidity: 24%

Ground: 24°

Fastest Lap:	Lap: 16	Daniel HOLTADO	1'38.706	146 Km/h
Best Race Lap:	2022	Deniz ÖNCÜ	1'38.790	145.9 Km/h
All Time Lap Record:	2020	Darryn BINDER	1'38.286	146.6 Km/h

The results are provisional until the end of the limit for protest and appeals.

Time limit for protest expires 60' after publication of the results - Time:

These data/results cannot be reproduced, stored and/or transmitted in whole or in part by any manner of electronic, mechanical, photocopying, recording, broadcasting or otherwise now known or herein after developed without the previous express consent by the copyright owner, except for reproduction in daily press and regular printed publications on sale to the public within 60 days of the event related to those data/results and always provided that copyright symbol appears together as follows below.

© DORNA, 2023

Official MotoGP Timing by TISSOT

www.motogp.com

Cheste, Friday, November 24, 2023




GRAN PREMIO MOTUL DE LA COMUNITAT VALENCIANA

Practice Nr. 2

Combined Practice Times

7

		Rider	Nation	Team	MOTORCYCLE	P1	P2	Gap			
1	96	D.HOLGADO	SPA	Red Bull KTM Tech3	KTM	1'38.919	18	1'38.706	16		
2	53	D.ÖNCÜ	TUR	Red Bull KTM Ajo	KTM	1'40.745	16	1'38.972	4	0.266	0.266
3	66	J.KELSO	AUS	CFMOTO Racing PruestelGP	CFMOTO	1'40.161	17	1'39.080	10	0.374	0.108
4	31	A.FERNANDEZ	SPA	Leopard Racing	HONDA	1'40.250	18	1'39.127	16	0.421	0.047
5	48	I.ORTOLÁ	SPA	Angeluss MTA Team	KTM	1'40.727	15	1'39.128	16	0.422	0.001
6	5	J.MASIA	SPA	Leopard Racing	HONDA	1'39.807	13	1'39.157	15	0.451	0.029
7	6	R.YAMANAKA	JPN	Valresa GASGAS Aspar Team	GASGAS	1'39.847	15	1'39.187	12	0.481	0.030
8	95	C.VEIJER	NED	Liqui Moly Husqvarna Intact GP	HUSQVARNA	1'40.821	17	1'39.203	10	0.497	0.016
9	10	D.MOREIRA	BRA	MT Helmets - MSI	KTM	1'40.942	13	1'39.302	13	0.596	0.099
10	21	V.PEREZ	SPA	BOE Motorsports	KTM	1'40.605	16	1'39.312	10	0.606	0.010
11	80	D.ALONSO	COL	Valresa GASGAS Aspar Team	GASGAS	1'39.320	14	1'39.369	5	0.614	0.008
12	72	T.FURUSATO	JPN	Honda Team Asia	HONDA	1'39.829	16	1'39.418	12	0.712	0.098
13	71	A.SASAKI	JPN	Liqui Moly Husqvarna Intact GP	HUSQVARNA	1'39.956	14	1'39.434	14	0.728	0.016
14	7	F.FARIOLI	ITA	Red Bull KTM Tech3	KTM	1'40.297	16	1'39.536	17	0.830	0.102
15	55	R.FENATI	ITA	Rivacold Snipers Team	HONDA	1'40.752	15	1'39.614	14	0.908	0.078
16	43	X.ARTIGAS	SPA	CFMOTO Racing PruestelGP	CFMOTO	1'40.503	16	1'39.686	10	0.980	0.072
17	82	S.NEPA	ITA	Angeluss MTA Team	KTM	1'41.328	13	1'39.694	15	0.988	0.008
18	99	J.RUEDA	SPA	Red Bull KTM Ajo	KTM	1'39.949	17	1'39.703	7	0.997	0.009
19	54	R.ROSSI	ITA	SIC58 Squadra Corse	HONDA	1'41.697	15	1'39.881	16	1.175	0.178
20	18	M.BERTELLE	ITA	Rivacold Snipers Team	HONDA	1'40.797	15	1'39.905	16	1.199	0.024
21	44	D.MUÑOZ	SPA	BOE Motorsports	KTM	1'39.931	13	1'40.291	5	1.225	0.026
22	27	K.TOBA	JPN	SIC58 Squadra Corse	HONDA	1'41.235	16	1'39.998	13	1.292	0.067
23	20	L.FELLON	FRA	CIP Green Power	KTM	1'41.762	16	1'40.111	15	1.405	0.113
24	63	S.AZMAN	MAL	MT Helmets - MSI	KTM	1'40.722	11	1'40.183	16	1.477	0.072
25	19	S.OGDEN	GBR	VisionTrack Racing Team	HONDA	1'40.415	18	1'40.328	13	1.622	0.145
26	64	M.AJI	INA	Honda Team Asia	HONDA	1'40.778	16	1'40.546	10	1.840	0.218
27	38	D.SALVADOR	SPA	CIP Green Power	KTM	1'40.942	15	1'40.697	10	1.991	0.151
28	69	M.RUDA	SPA	Finetwork Intact GP	HUSQVARNA			1'41.279	10	2.573	0.582

Pole Position Record:	2020	Darryn BINDER	1'38.286	146.6 Km/h
Best Race Lap:	2022	Deniz ÖNCÜ	1'38.790	145.9 Km/h
All Time Lap Record:	2020	Darryn BINDER	1'38.286	146.6 Km/h

The results are provisional until the end of the limit for protest and appeals.

Time limit for protest expires 60' after publication of the results - Time:

These data/results cannot be reproduced, stored and/or transmitted in whole or in part by any manner of electronic, mechanical, photocopying, recording, broadcasting or otherwise now known or herein after developed without the previous express consent by the copyright owner, except for reproduction in daily press and regular printed publications on sale to the public within 60 days of the event related to those data/results and always provided that copyright symbol appears together as follows below.

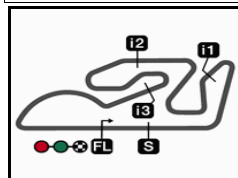
© DORNA, 2023

Official MotoGP Timing by TISSOT

www.motogp.com

Cheste, Friday, November 24, 2023





4005 m.

GRAN PREMIO MOTUL DE LA COMUNITAT VALENCIANA

Practice Nr. 2

Top Speed & Average

8



Rider	Nation	Motorcycle	Top 5 speeds					Average	Top
71 Ayumu SASAKI	JPN	HUSQVARNA	232.2	230.7	229.2	227.6	227.6	228.9	232.2
31 Adrian FERNANDEZ	SPA	HONDA	229.2	229.2	226.9	226.9	225.4	226.9	229.2
5 Jaume MASIA	SPA	HONDA	228.4	226.1	225.4	225.4	224.7	225.8	228.4
48 Ivan ORTOLÁ	SPA	KTM	228.4	227.6	225.4	224.7	224.7	225.6	228.4
6 Ryusei YAMANAKA	JPN	GASGAS	227.6	226.9	223.2	221.8	221.8	224.3	227.6
99 José Antonio RUEDA	SPA	KTM	227.6	226.1	225.4	224.7	223.9	225.3	227.6
7 Filippo FARIOLI	ITA	KTM	226.9	225.4	223.9	223.9	223.2	224.1	226.9
10 Diogo MOREIRA	BRA	KTM	226.9	226.1	225.4	224.7	224.7	225.2	226.9
54 Riccardo ROSSI	ITA	HONDA	226.9	225.4	225.4	224.7	223.9	225.0	226.9
80 David ALONSO	COL	GASGAS	226.9	224.7	224.7	224.7	223.9	225.0	226.9
19 Scott OGDEN	GBR	HONDA	226.1	226.1	224.7	223.9	223.2	224.8	226.1
27 Kaito TOBA	JPN	HONDA	226.1	224.7	223.9	223.9	223.2	224.0	226.1
44 David MUÑOZ	SPA	KTM	226.1	225.4	224.7	223.9	223.9	224.8	226.1
20 Lorenzo FELLON	FRA	KTM	225.4	224.7	223.9	223.9	221.8	223.0	225.4
55 Romano FENATI	ITA	HONDA	225.4	223.9	223.9	223.9	223.2	224.1	225.4
82 Stefano NEPA	ITA	KTM	225.4	224.7	224.7	224.7	223.2	224.5	225.4
95 Collin VEIJER	NED	HUSQVARNA	225.4	224.7	224.7	223.9	223.2	223.9	225.4
66 Joel KELSO	AUS	CFMOTO	224.7	223.2	222.5	221.8	221.0	222.4	224.7
96 Daniel HOLGADO	SPA	KTM	224.7	224.7	224.7	223.9	223.9	224.3	224.7
18 Matteo BERTELLE	ITA	HONDA	223.9	223.9	223.9	223.9	223.2	223.8	223.9
38 David SALVADOR	SPA	KTM	223.9	223.2	221.8	220.3	220.3	221.6	223.9
53 Deniz ÖNCÜ	TUR	KTM	223.9	223.2	222.5	222.5	222.5	222.9	223.9
63 Syarifuddin AZMAN	MAL	KTM	223.9	223.2	222.5	222.5	222.5	222.9	223.9
72 Taiyo FURUSATO	JPN	HONDA	223.9	223.2	223.2	222.5	222.5	223.0	223.9
43 Xavier ARTIGAS	SPA	CFMOTO	223.2	223.2	221.8	221.0	221.0	222.0	223.2
69 Marcos RUDA	SPA	HUSQVARNA	221.0	220.3	219.6	218.9	218.9	219.6	221.0
64 Mario AJI	INA	HONDA	219.6	218.9	218.2	218.2	217.5	218.2	219.6
21 Vicente PEREZ	SPA	KTM	218.9	218.9	218.2	218.2	217.5	218.0	218.9

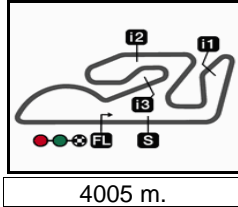
These data/results cannot be reproduced, stored and/or transmitted in whole or in part by any manner of electronic, mechanical, photocopying, recording, broadcasting or otherwise now known or herein after developed without the previous express consent by the copyright owner, except for reproduction in daily press and regular printed publications on sale to the public within 60 days of the event related to those data/results and always provided that copyright symbol appears together as follows below.

© DORNA, 2023

Official MotoGP Timing by TISSOT
www.motogp.com



Cheste, Friday, November 24, 2023



4005 m.

GRAN PREMIO MOTUL DE LA COMUNITAT VALENCIANA

Practice Nr. 2

Chronological Analysis of Performances

9

* Lap / Sector time cancelled

T1 Time from finish line to 1st intermediate

T3 Time from 2nd intermed. to 3rd intermed.

P Crossing the finish line in pit lane

T2 Time from 1st intermed. to 2nd intermed.

T4 Time from 3rd intermediate to finish line

Lap	Lap Time	T1	T2	T3	T4	Speed	Lap	Lap Time	T1	T2	T3	T4	Speed	
1st	96	Daniel HOLGADO Red Bull KTM Tech3 SPA						13	1'39.813 *	23.203	26.230	22.932	27.448*	219.6
		Runs=4	Total laps=19	Full laps=12	Valid laps=7		14	1'39.566	23.158	26.235	22.936	27.237	218.9	
1	2'19.762	22.329	28.043	24.289	27.875		15	1'39.666	23.219	26.164	22.932	27.351	218.9	
2	1'40.867	23.392	26.829	23.157	27.489	223.2	16	1'52.090 P	23.253	26.380*	24.367*	38.090	218.9	
3	1'40.093 *	23.188	26.555*	23.088	27.262	224.7	17	4'19.165 P	24.705	27.471	23.521	27.762		
4	1'39.812	23.037	26.414	23.062	27.299	223.2								
5	1'39.394	23.029	26.295	22.863	27.207	223.9	4th	31	Adrian FERNANDEZ Leopard Racing SPA					
6	1'39.533	23.057	26.292	22.878	27.306	222.5			Runs=4	Total laps=20	Full laps=13	Valid laps=6		
7	1'44.326 *	23.069	26.406	26.889	27.962*	222.5	1	2'33.052	24.485	28.930	24.159	28.863		
8	1'55.410 P	23.21*	32.598*	25.238*	34.363	223.9	2	1'40.791 *	23.228	26.600	23.388*	27.575*	223.2	
9	8'42.316 P	22.672	27.562	23.265	27.455		3	1'40.955 *	23.242	26.882*	23.279	27.552	223.9	
10	1'40.742	23.093	26.928	23.198	27.523	223.2	4	1'42.190	23.251	26.465	23.538	28.936	224.7	
11	1'43.763 P	23.013	26.653	22.980	31.117	224.7	5	1'40.326	23.325	26.560	23.155	27.286	229.2	
12	5'20.630 *	21.234	26.595*	22.915	27.349		6	1'39.885	23.068	26.448	23.077	27.292	223.9	
13	1'40.952 *	22.92*	27.633	23.164	27.235	221.0	7	1'48.802 *	23.208	28.207	29.097*	28.290*	225.4	
14	1'40.036 *	22.805	26.036	22.781	28.414*	223.9	8	1'56.983 P	28.50*	29.622*	25.137*	33.724	151.1	
15	1'39.013 *	22.874	26.102	22.828	27.209*	223.2	9	6'55.499 P	26.486	31.619	24.533	27.965		
16	1'38.706	22.830	26.144	22.693	27.039	223.2	10	1'40.282	23.265	26.521	23.152	27.344	222.5	
17	1'38.901	22.863	26.124	22.715	27.199	224.7	11	1'40.417 *	23.113	26.607*	23.198	27.499	225.4	
18	2'06.095 P	27.70*	33.947*	27.097*	37.344	223.2	12	1'40.701 *	23.259	26.615*	23.210*	27.617	223.9	
19	3'28.098 P	22.747	27.894	23.818	27.675		13	1'45.009 P	23.618	26.715	23.296	31.380	224.7	
2nd	53	Deniz ÖNCÜ Red Bull KTM Ajo TUR						14	4'51.351 *	24.188	27.082	24.121	27.653*	
		Runs=1	Total laps=6	Full laps=5	Valid laps=5		15	1'55.117 *	22.901	26.137	22.897	43.182*	225.4	
1	3'04.837	22.432	27.107	23.689	27.545		16	1'39.127	23.027	26.179	22.873	27.048	226.9	
2	1'39.714	23.075	26.219	23.099	27.321	222.5	17	1'39.783	23.075	26.297	23.186	27.225	229.2	
3	1'39.422	23.037	26.251	22.956	27.178	223.9	18	1'42.523 *	22.953	26.162	23.265	30.143*	226.9	
4	1'38.972	22.893	26.122	22.852	27.105	221.8	19	2'04.700 P	28.86*	31.016*	28.895*	35.920	170.6	
5	1'39.223	22.928	26.175	22.936	27.184	223.2	20	3'06.687 P	23.853	27.179	23.306	28.576		
6	1'39.315	22.956	26.287	22.862	27.210	222.5								
	unfinished	23.017				222.5	5th	48	Ivan ORTOLÁ Angeluss MTA Team SPA					
3rd	66	Joel KELSO CFMOTO Racing Pru AUS								Runs=4	Total laps=19	Full laps=12	Valid laps=6	
1	2'36.989	24.176	27.416	24.018	30.969		1	2'25.333	22.833	27.602	23.981	27.653		
2	1'40.697	23.438	26.575	23.250	27.434	221.8	2	1'40.625 *	23.233	26.601	23.412*	27.379	221.8	
3	1'40.434 *	23.449	26.446*	23.082	27.457	223.2	3	1'40.388 *	23.127	26.581*	23.339	27.341	222.5	
4	1'40.016	23.263	26.333	23.074	27.346	221.0	4	1'52.574	23.425	26.850	33.593	28.706	223.2	
5	1'39.852	23.293	26.277	22.972	27.310	220.3	5	1'39.853	23.089	26.306	23.080	27.378	225.4	
6	1'39.451	23.148	26.192	22.920	27.191	222.5	6	1'39.710	23.032	26.308	23.020	27.350	227.6	
7	1'48.297 *	29.075	27.820	23.401	28.001*	224.7	7	1'49.825 P	27.215	27.384	24.049	31.177	224.7	
8	1'58.749 P	28.16*	30.443*	25.764*	34.378	171.9	8	8'24.171 P	23.454	27.793	29.244	28.050		
9	14'10.886 P	25.293	27.548	23.552	27.618		9	1'41.083 *	23.34*	26.768	23.373	27.599	224.7	
10	1'39.080	23.170	26.128	22.666	27.116	220.3	10	1'40.584	23.159	26.414	23.507	27.504	224.7	
11	1'39.106	23.149	26.045	22.759	27.153	221.0	11	1'42.500 *	23.295	26.810*	24.545	27.850	222.5	
12	1'43.003	25.902	26.580	23.135	27.386	220.3	12	1'43.574 P	23.309	26.586	23.357	30.322	220.3	
							13	5'15.543	24.254	27.032	23.540	27.483		
							14	1'53.525 *	23.034	26.197	22.922	41.372*	223.2	
							15	1'39.170	23.061	26.118	22.868	27.123	224.7	

Fastest Lap: Daniel HOLGADO Red Bull KTM Tech3 SPA **1'38.706** 22.830 26.144 22.693 27.039

These data/results cannot be reproduced, stored and/or transmitted in whole or in part by any manner of electronic, mechanical, photocopying, recording, broadcasting or otherwise now known or herein after developed without the previous express consent by the copyright owner, except for reproduction in daily press and regular printed publications on sale to the public within 60 days of the event related to those data/results and always provided that copyright symbol appears together as follows below.
© DORNA, 2023

Practice Nr. 2

Moto3

Lap	Lap Time	T1	T2	T3	T4	Speed	Lap	Lap Time	T1	T2	T3	T4	Speed
16	1'39.128	23.067	26.133	22.877	27.051	224.7	10	1'39.203	22.970	26.259	22.801	27.173	225.4
17	1'38.971 *	22.901	26.115	22.817	27.138*	228.4	11	1'39.307	22.999	26.287	22.860	27.161	224.7
18	2'01.350 P	27.66*	31.457*	27.390*	34.840	223.2	12	1'39.526	23.006	26.287	22.942	27.291	223.9
19	3'50.813 P	23.977	27.456	24.348	28.459		13	1'39.336	23.003	26.214	22.862	27.257	222.5
6th 5 Jaume MASIA Leopard Racing SPA Runs=4 Total laps=18 Full laps=11 Valid laps=3							14 1'39.474 23.053 26.255 22.899 27.267 221.8						
1	2'33.721	25.351	28.174	24.316	28.442		15	1'40.327 *	23.077	26.239	23.100*	27.911*	221.0
2	1'40.278 *	23.198	26.639	23.170*	27.271	226.1	16	1'39.774	23.091	26.194	23.079	27.410	221.0
3	1'40.315 *	23.217	26.621*	23.112	27.365	228.4	17	1'39.336	23.055	26.259	22.858	27.164	221.8
4	1'42.123 *	23.246	26.392	24.266*	28.219	223.9	18	1'39.356	23.007	26.185	22.907	27.257	221.8
5	1'39.994 *	23.239	26.426	23.033	27.296*	223.2	19	2'05.421 P	23.01*	36.342*	30.990*	35.070	221.8
6	1'40.225 *	23.122	26.467	23.074	27.562*	223.2	20	4'12.149 P	24.606	29.446	25.255	30.075	
7	1'50.962 P	27.187	29.051	23.861	30.863	222.5	9th 10 Diogo MOREIRA MT Helmets - MSI BRA Runs=4 Total laps=19 Full laps=12 Valid laps=6						
8	8'51.966 P	27.006	30.740	24.726	27.794		1	2'34.049	24.722	28.391	23.880	30.579	
9	1'40.347	23.274	26.511	23.093	27.469	224.7	2	1'40.473 *	23.314	26.692	23.177*	27.290	224.7
10	1'40.962 *	23.188	26.810*	23.504	27.460	225.4	3	1'41.647 *	24.527	26.580*	23.115	27.425	225.4
11	1'43.958 P	23.218	26.439	23.538	30.763	225.4	4	1'40.490	23.250	26.533	23.218	27.489	224.7
12	6'30.511	24.520	27.088	23.341	27.667		5	1'42.064	23.976	26.600	23.949	27.539	223.9
13	1'42.232 *	23.273	26.209	22.900	29.850*	221.0	6	1'41.010	23.434	26.591	23.215	27.770	222.5
14	1'39.446 *	23.122	26.252	22.867	27.205*	221.8	7	1'45.487 *	24.814	29.420	23.401	27.852*	226.9
15	1'39.157	22.984	26.077	22.796	27.300	222.5	8	1'58.662 P	27.94*	30.531*	25.973*	34.211	175.4
16	1'46.826	25.370	30.527	23.715	27.214	222.5	9	8'37.525 P	23.769	27.182	24.682	29.201	
17	2'04.431 P	29.06*	33.328*	26.321*	35.721	224.7	10	1'41.020 *	23.289	26.805*	23.369	27.557	226.1
18	3'52.617 P	27.691	29.546	25.226	30.261		11	1'43.363 P	23.341	26.656	23.288	30.078	224.7
7th 6 Ryusei YAMANAKA Valresa GASGAS Asp JPN Runs=4 Total laps=16 Full laps=9 Valid laps=7							12 5'01.359 21.351 26.481 22.956 27.099						
1	2'13.819	22.656	27.693	23.872	27.878		13	1'39.302	23.034	26.265	22.860	27.143	224.7
2	1'41.365	23.577	26.626	23.444	27.718	221.0	14	1'41.775 *	23.230	26.524	23.267	28.754*	222.5
3	1'40.557	23.415	26.674	23.046	27.422	221.0	15	1'39.459	23.172	26.146	22.946	27.195	223.9
4	1'40.307	23.238	26.326	23.212	27.531	221.8	16	1'39.336	23.072	26.213	22.865	27.186	222.5
5	1'48.872 P	24.034	27.592	23.700	33.546	221.0	17	1'41.651 *	23.722	27.518	23.093	27.318*	224.7
6	1'46.220	22.262	27.437	23.589	27.821		18	1'57.512 P	27.84*	30.191*	26.615*	32.861	202.2
7	1'41.272	23.505	26.772	23.360	27.635	218.2	19	3'27.452 P	24.644	28.864	24.887	29.067	
8	1'41.147	23.327	26.618	23.161	28.041	219.6	10th 21 Vicente PEREZ BOE Motorsports SPA Runs=4 Total laps=15 Full laps=8 Valid laps=2						
9	1'45.066 P	23.555	26.903*	23.260	31.348	218.9	1	1'45.396	23.620	27.546	23.617	28.638	
10	7'31.877	24.743	27.330	23.422	27.804		2	1'40.693	23.446	26.509	23.186	27.552	217.5
11	1'40.298 *	23.259	26.310	22.921	27.808*	221.8	3	1'40.976 *	23.369	26.543	23.275	27.789*	217.5
12	1'39.187	23.000	26.070	22.945	27.172	223.2	4	1'40.824 *	23.411	26.549*	23.297	27.567	216.9
13	1'40.452	23.114	26.572	23.530	27.236	226.9	5	1'42.112 *	23.63*	27.395	23.089	27.996*	216.9
14	1'41.290 *	23.020	26.036	23.264	28.970*	227.6	6	1'50.107 *	23.368	29.962*	28.773	28.004	218.9
15	2'06.547 P	27.40*	30.532*	27.108*	41.506	202.2	7	1'42.979 P	23.402	26.626	23.311	29.640	216.2
16	2'38.521 P	21.826	27.297	23.501	27.846		8	15'04.711 *	25.985	26.956*	23.140	27.417	
8th 95 Collin VEIJER Liqui Moly Husqvarna NED Runs=3 Total laps=20 Full laps=15 Valid laps=12							9 1'39.554 * 23.178 26.189 22.862 27.325* 218.9						
1	2'57.617	22.667	27.451	23.554	27.754		10	1'39.312	23.098	26.084	22.868	27.262	218.2
2	1'40.612	23.603	26.613	23.015	27.381	222.5	11	1'39.430 *	23.08*	26.174	22.897	27.271	218.2
3	1'39.583 *	23.097	26.467*	22.835	27.184	223.2	12	1'44.680 P	23.152	26.086	22.994	32.448	217.5
4	1'39.807	23.110	26.359	22.989	27.349	223.2	13	5'26.748	23.716	26.971	23.205	27.499	
5	1'39.591	23.052	26.341	22.950	27.248	223.2	14	1'57.425 P	23.274	26.450*	33.533*	34.168	217.5
6	1'39.682	23.044	26.349	22.991	27.298	223.2	15	4'45.700 P	28.293	29.860	25.222	30.476	
7	1'46.118 P	23.025	26.401	22.943	33.749	222.5	11th 80 David ALONSO Valresa GASGAS Asp COL Runs=3 Total laps=10 Full laps=6 Valid laps=8						
8	10'03.149 P	23.684	27.611	23.465	27.539		1	1'49.333	22.000	27.249	23.532	27.413	
9	1'40.699 *	23.087	27.087*	23.138	27.387*	224.7	2	1'40.235	23.202	26.394	23.348	27.291	224.7

Fastest Lap: Daniel HOLTADO Red Bull KTM Tech3 SPA 1'38.706 22.830 26.144 22.693 27.039

These data/results cannot be reproduced, stored and/or transmitted in whole or in part by any manner of electronic, mechanical, photocopying, recording, broadcasting or otherwise now known or herein after developed without the previous express consent by the copyright owner, except for reproduction in daily press and regular printed publications on sale to the public within 60 days of the event related to those data/results and always provided that copyright symbol appears together as follows below.
© DORNA, 2023

Practice Nr. 2

Moto3

Lap	Lap Time	T1	T2	T3	T4	Speed	Lap	Lap Time	T1	T2	T3	T4	Speed
3	1'40.190	23.189	26.480	23.241	27.280	223.2	9	8'49.557 P	22.505	27.467	23.274	27.436	
4	1'40.143	23.207	26.429	23.234	27.273	222.5	10	1'40.943	23.139	26.894	23.224	27.686	223.2
5	1'39.369	23.038	26.311	22.935	27.085	223.9	11	1'39.991	22.884	26.581	23.048	27.478	226.9
6	1'39.897	23.131	26.277	23.100	27.389	224.7	12	1'39.540	22.908	26.256	22.975	27.401	221.0
7	1'40.059	23.110	26.485	23.109	27.355	221.0	13	1'45.411 P	23.571	26.980	23.342	31.518	221.0
8	1'46.775 P	23.127	26.635*	24.593*	32.420	221.8	14	3'40.888	21.320	28.092	26.730	27.608	
9	9'18.835 P	30.842	26.853	23.158	27.210		15	1'40.484 *	23.161	26.390	23.089	27.844*	221.8
unfinished	22.919					224.7	16	1'39.913	22.965	26.210	22.996	27.742	223.9
10	1'42.115	24.795	26.941	23.110	27.269		17	1'39.536	23.063	26.242	22.905	27.326	223.9
unfinished	23.000	26.232	23.509		226.9		18	1'39.525 *	23.071	26.323	22.938	27.193*	223.2
							19	2'02.706 P	27.58*	31.114*	27.395*	36.610	223.2
							20	3'50.866 P	23.426	32.158	31.509	38.891	

12th 72 Taiyo FURUSATO Honda Team Asia JPN
Runs=4 Total laps=14 Full laps=7 Valid laps=5

1	2'11.368	24.704	27.023	23.709	28.324	
2	1'41.097	23.493	26.598	23.512	27.494	222.5
3	3'44.946 P	23.288	2'19.702	27.257	34.699	223.9
4	5'22.195 P	24.964	27.025	23.494	34.202	
5	8'08.275 P	25.305	27.792	23.883	28.597	
6	1'41.735 *	23.758	26.805*	23.489	27.683	218.9
7	1'40.532	23.285	26.540	23.192	27.515	220.3
8	1'50.021 P	23.282	26.654*	23.484	36.601	223.2
9	7'01.405	24.751	26.937	23.262	27.322	
10	1'41.509 *	23.257	26.199	23.089	28.964*	222.5
11	1'39.539	23.099	26.134	22.900	27.406	220.3
12	1'39.418	22.995	26.167	22.935	27.321	222.5
13	1'39.481	23.001	26.278	22.866	27.336	223.2
14	1'56.323 P	25.10*	30.112*	25.088*	36.018	221.0

13th 71 Ayumu SASAKI Liqui Moly Husqvarna JPN
Runs=3 Total laps=15 Full laps=9 Valid laps=6

1	2'36.117	22.049	27.301	23.480	27.604	
2	1'42.358	23.430	26.549	24.973	27.406	225.4
3	1'40.199 *	23.225	26.657*	23.037	27.280	227.6
4	1'39.483	23.035	26.270	23.018	27.160	229.2
5	1'39.592	23.052	26.283	22.998	27.259	227.6
6	1'39.528	23.039	26.311	22.961	27.217	227.6
7	1'49.829 P	26.826	27.626	23.634	31.743	226.1
8	9'01.487 P	22.791	27.407	23.434	31.505	
9	1'40.056 *	23.243	26.363	23.007	27.443*	224.7
10	1'40.152 *	22.982	26.551*	23.122	27.497	225.4
11	1'44.299 P	23.067	26.338	23.014	31.880	225.4
12	8'15.402 *	25.389	27.210	23.367	37.231*	
13	1'42.659	22.974	26.261	26.350	27.074	227.6
14	1'39.434	22.862	26.258	23.253	27.061	230.7
15	2'43.198 P	22.954	26.113	22.989	1'31.142	232.2

14th 7 Filippo FARIOLI Red Bull KTM Tech3 ITA
Runs=4 Total laps=20 Full laps=13 Valid laps=10

1	2'18.617	22.084	31.363	23.922	27.909	
2	1'41.348	23.441	26.879	23.331	27.697	221.0
3	1'40.726 *	23.177	26.651*	23.234	27.664	221.8
4	1'40.473	23.249	26.374	23.154	27.696	220.3
5	1'40.137	23.192	26.404	23.083	27.458	223.2
6	1'40.223	23.249	26.490	23.133	27.351	222.5
7	1'40.342	23.105	26.506	23.219	27.512	225.4
8	1'50.169 P	23.17*	30.903*	24.528*	31.562	220.3

15th 55 Romano FENATI Rivacold Snipers Tea ITA
Runs=3 Total laps=16 Full laps=10 Valid laps=8

1	1'49.647	24.559	27.149	23.282	27.535	
2	1'40.897	23.356	26.446	23.407	27.688	223.9
3	1'41.125 *	23.621	26.713*	23.388	27.403	225.4
4	1'40.484	23.350	26.481	23.136	27.517	220.3
5	1'40.004	23.211	26.326	23.010	27.457	221.0
6	1'46.581 P	23.333	26.696	24.835	31.717	220.3
7	10'49.981	24.541	27.185	23.178	27.553	
8	1'41.005	23.544	26.827	23.177	27.457	223.2
9	1'39.978	23.255	26.320	23.012	27.391	223.9
10	1'50.979 P	24.303	26.647*	23.209	36.820	219.6
11	7'00.386	24.902	27.006	23.047	27.235	
12	1'40.230 *	23.188	26.141	22.863	28.038*	221.8
13	1'39.735	23.287	26.066	22.817	27.565	219.6
14	1'39.614	23.307	26.029	22.855	27.423	223.9
15	1'39.621	23.148	26.146	22.874	27.453	218.9
16	2'04.357 P	32.47*	32.501*	25.156*	34.223	218.9

16th 43 Xavier ARTIGAS CFMOTO Racing Pru SPA
Runs=3 Total laps=11 Full laps=6 Valid laps=6

1	1'47.630	23.157	27.417	24.693	28.133	
2	1'42.434	23.881	27.157	23.792	27.604	218.2
3	1'41.758	23.557	26.833	23.497	27.871	220.3
4	1'40.986	23.396	26.703	23.318	27.569	223.2
5	1'41.118	23.396	26.661	23.382	27.679	221.8
6	1'47.578 P	25.574	27.370	24.005	30.629	218.2
7	10'46.887	27.068	28.125	24.188	28.051	
8	1'45.081 P	23.671	26.975	23.640	30.795	221.0
9	6'02.332	24.942	27.437	23.834	27.557	
10	1'39.686	23.206	26.215	22.958	27.307	223.2
11	1'39.847	23.158	26.275	22.946	27.468	221.0
unfinished	23.260	26.475				219.6

17th 82 Stefano NEPA Angeluss MTA Team ITA
Runs=4 Total laps=18 Full laps=11 Valid laps=8

1	2'34.591	24.009	29.611	24.239	32.187	
2	1'40.824 *	23.465	26.710	23.134*	27.515	221.8
3	1'40.728 *	23.503	26.580*	23.118	27.527	221.8
4	1'40.649	23.430	26.572	23.171	27.476	221.0
5	1'42.332	23.669	26.500	23.186	28.977	224.7
6	1'40.452	23.201	26.539	23.223	27.489	224.7
7	1'43.239 P	23.308	26.503	23.243	30.185	222.5

Fastest Lap: Daniel HOLTADO Red Bull KTM Tech3 SPA 1'38.706 22.830 26.144 22.693 27.039

These data/results cannot be reproduced, stored and/or transmitted in whole or in part by any manner of electronic, mechanical, photocopying, recording, broadcasting or otherwise now known or herein after developed without the previous express consent by the copyright owner, except for reproduction in daily press and regular printed publications on sale to the public within 60 days of the event related to those data/results and always provided that copyright symbol appears together as follows below.
© DORNA, 2023

Practice Nr. 2

Moto3

Lap	Lap Time		T1	T2	T3	T4	Speed	Lap	Lap Time	T1	T2	T3	T4	Speed		
8	9'06.801	P	22.863	27.606	23.361	33.031		3	1'43.394	24.565	27.476	23.672	27.681	221.0		
9	1'40.872		23.520	26.618	23.164	27.570	221.8	4	1'40.934	23.398	26.683	23.309	27.544	222.5		
10	1'41.412	*	23.298	27.187*	23.270	27.657	221.8	5	1'43.815	23.446	28.147	24.497	27.725	223.9		
11	1'40.449		23.302	26.446	23.136	27.565	220.3	6	1'40.789	23.316	26.694	23.333	27.446	222.5		
12	1'40.461		23.377	26.472	23.148	27.464	220.3	7	1'41.112	23.402	26.726	23.384	27.600	221.8		
13	1'43.201	P	23.476	26.553*	23.132	30.040	219.6	8	1'58.960	P	24.797	32.131*	26.913*	35.119	220.3	
14	4'54.123	*	26.988	27.855	28.410	41.700*		9	7'01.555	P	24.435	27.221	23.662	28.051		
15	1'39.694		23.216	26.186	22.970	27.322	224.7	10	1'41.113	23.466	26.743	23.348	27.556	223.9		
16	1'43.044		23.142	26.350	23.695	29.857	225.4	11	1'41.700	23.323	26.641	23.875	27.861	221.8		
17	1'57.865	P	23.223	26.576	23.490	44.576	223.2	12	1'46.244	P	23.355	26.603*	23.326	32.960	223.2	
18	4'32.040	P	22.704	26.950	23.322	27.813		13	6'56.024	23.718	27.305	23.405	27.329			
18th 99 José Antonio RUED			Red Bull KTM Ajo		SPA			14	1'52.642	*	23.142	26.229	22.970	40.301*	221.8	
Runs=3			Total laps=17		Full laps=11		Valid laps=7		15	1'39.929	23.303	26.315	23.071	27.240	223.9	
1	2'10.752		22.762	27.053	23.485	28.156		16	1'39.905	23.135	26.477	23.047	27.246	223.9		
2	1'41.284		23.480	26.608	23.621	27.575	223.2	17	1'44.416	*	24.581	26.512	23.399	29.924*	222.5	
3	1'40.496		23.361	26.500	23.286	27.349	223.2	18	2'05.321	P	28.48*	31.813*	27.989*	37.030	182.3	
4	1'40.349		23.305	26.422	23.194	27.428	223.2	21st 27 Kaito TOBA			SIC58 Squadra Corse		JPN			
5	1'50.431		28.157	27.485	27.282	27.507	223.2	Runs=4			Total laps=15		Full laps=7		Valid laps=5	
6	1'39.728		23.116	26.372	22.940	27.300	224.7	1	2'12.813		24.394	27.774	23.770	27.979		
7	1'39.703		23.149	26.206	22.948	27.400	223.9	2	2'04.459		23.481	26.693	43.168	31.117	221.0	
8	1'50.366	P	23.331*	31.026*	24.542*	31.462	225.4	3	1'48.173	P	24.060	27.223*	23.958	32.932	220.3	
9	7'51.202	P	22.715	26.977	23.314	27.590		4	5'49.155		27.334	27.768	23.752	28.043		
10	1'40.192	*	23.164	26.406*	23.156	27.466	222.5	5	1'48.318	P	23.619	27.278*	24.927*	32.494		
11	1'41.747	*	23.183	27.379*	23.337	27.848	223.2	6	7'56.923	P	26.940	30.942	26.114	27.901		
12	1'43.198	P	23.260	26.373	23.165	30.400	223.9	7	1'40.359		23.195	26.424	23.251	27.489	223.9	
13	7'49.687	*	23.729	26.943	23.350	27.775*		8	1'41.203	*	23.213	26.726*	23.601	27.663	223.9	
14	1'39.433	*	23.272	26.095*	22.843	27.223	221.8	9	1'40.377		23.131	26.373	23.301	27.572	223.2	
15	1'48.821		23.935	31.275	25.689	27.922	221.8	10	1'45.400	P	23.34*	26.836	23.973	31.243	226.1	
16	1'39.215	*	22.940	26.054	22.780	27.441*	227.6	11	6'44.141	*	27.972	30.733	24.870	39.462*		
17	1'59.772	P	29.93*	30.078*	26.340*	33.420	226.1	12	1'40.738		23.478	26.509	23.314	27.437	224.7	
19th 54 Riccardo ROSSI			SIC58 Squadra Corse		ITA			13	1'39.998		23.157	26.324	23.082	27.435	223.2	
Runs=3			Total laps=17		Full laps=11		Valid laps=7		14	1'42.704	*	23.205	26.699	23.301	29.499*	223.2
1	2'20.281		34.314	28.837	25.729	30.963		15	2'00.373	P	27.99*	31.323*	26.029*	35.024	183.8	
2	1'41.188		23.618	26.749	23.397	27.424	221.8	22nd 20 Lorenzo FELLON			CIP Green Power		FRA			
3	1'40.925	*	23.475	26.681*	23.296	27.473	221.8	Runs=4			Total laps=17		Full laps=10		Valid laps=9	
4	1'56.964		27.756	27.640	33.163	28.405	221.8	1	2'00.070		23.841	28.246	23.967	28.214		
5	1'41.137		23.635	26.672	23.361	27.469	223.9	2	1'41.635		23.684	26.794	23.449	27.708	223.9	
6	1'40.732		23.503	26.551	23.237	27.441	221.8	3	1'42.210		23.488	26.885	23.669	28.168	225.4	
7	1'41.065	*	23.662	26.651	23.364	27.388*	221.0	4	1'41.946		23.542	26.972	23.522	27.910	221.8	
8	1'51.436	P	25.801*	28.987*	24.955*	31.688	216.9	5	1'42.021		23.722	27.166	23.406	27.727	224.7	
9	7'06.572	P	30.555	31.965	25.053	28.040		6	1'41.250		23.479	26.623	23.398	27.750	221.8	
10	1'40.276		23.495	26.382	23.129	27.270	221.8	7	1'46.306	P	24.471*	27.810	23.585	30.435	220.3	
11	1'41.129	*	23.282	26.954*	23.302	27.591	223.9	8	9'17.188		30.902	29.494	26.426	30.947		
12	1'39.983		23.256	26.169	23.157	27.401	225.4	9	1'41.924		23.693	27.110	23.418	27.703	221.8	
13	1'48.627	P	23.277	26.525*	27.379	31.446	223.2	10	1'41.955	*	23.474	27.364*	23.368	27.749	221.8	
14	6'41.319	*	33.312	28.581	28.884	39.490*		11	1'41.875		23.453	27.074	23.416	27.932	220.3	
15	1'40.693	*	23.619	26.510	23.281*	27.283	224.7	12	1'50.485	P	23.526	27.594	29.108	30.257	218.9	
16	1'39.881		23.315	26.221	23.088	27.257	225.4	13	8'12.004	*	26.183	27.277	23.314	27.479*		
17	1'57.181	P	23.410	27.095	23.632	43.044	226.9	14	1'40.785		23.610	26.563	23.085	27.527	220.3	
20th 18 Matteo BERTELLE			Rivacold Snipers Tea		ITA			15	1'40.111		23.202	26.592	23.046	27.271	221.8	
Runs=3			Total laps=18		Full laps=12		Valid laps=10		16	1'56.167	P	25.85*	29.329*	25.102*	35.883	223.9
1	1'59.256		24.632	28.372	23.866	27.970		17	3'21.643	P	24.760	27.705	23.797	28.107		
2	1'42.164		23.661	27.219	23.529	27.755	220.3									

Fastest Lap: Daniel HOLTADO Red Bull KTM Tech3 SPA **1'38.706** 22.830 26.144 22.693 27.039

These data/results cannot be reproduced, stored and/or transmitted in whole or in part by any manner of electronic, mechanical, photocopying, recording, broadcasting or otherwise now known or herein after developed without the previous express consent by the copyright owner, except for reproduction in daily press and regular printed publications on sale to the public within 60 days of the event related to those data/results and always provided that copyright symbol appears together as follows below.
© DORNA, 2023

Practice Nr. 2

Moto3

Lap	Lap Time	T1	T2	T3	T4	Speed	Lap	Lap Time	T1	T2	T3	T4	Speed
23rd	63	Syarifuddin AZMAN MT Helmets - MSI MAL					26th	64	Mario AJI Honda Team Asia INA				
	Runs=3	Total laps=17		Full laps=12		Valid laps=11		Runs=3	Total laps=18		Full laps=12		Valid laps=7
1	2'14.902	22.973	27.807	23.628	27.765		1	2'11.483	25.063	28.191	24.004	28.537	
2	1'42.032	23.720	26.976	23.516	27.820	221.0	2	1'41.799	23.810	26.804	23.382	27.803	217.5
3	1'44.462	24.131	27.462	25.149	27.720	219.6	3	1'41.581 *	23.571	26.670	23.413	27.927*	215.5
4	1'41.982	23.676	26.909	23.459	27.938	220.3	4	1'41.601	23.671	26.702	23.455	27.773	214.2
5	1'42.637	23.766	27.001	23.719	28.151	217.5	5	1'43.742	23.651	27.184	24.407	28.500	214.8
6	1'41.715	23.591	26.830	23.402	27.892	218.2	6	1'41.012 *	23.41*	26.609	23.201	27.783	217.5
7	1'42.036	23.629	26.971	23.495	27.941	217.5	7	1'41.091	23.731	26.538	23.206	27.616	213.5
8	1'50.453 P	23.93*	29.369*	24.702*	32.445	216.9	8	1'55.199 P	23.45*	31.809*	27.030*	32.902	215.5
9	6'51.730 P	23.602	27.366	23.818	28.273		9	6'55.917 P	25.372	28.546	23.652	27.857	
10	1'41.845	23.626	26.806	23.443	27.970	218.2	10	1'40.546	23.480	26.502	23.033	27.531	216.9
11	1'41.123	23.379	26.516	23.378	27.850	222.5	11	1'48.957	23.537	28.979	25.606	30.835	218.2
12	1'46.202 P	23.462	26.605*	23.382	32.753	222.5	12	1'44.946 P	23.533	26.546	23.172	31.695	218.2
13	5'26.894	21.832	26.580	22.996	27.573		13	6'53.095	23.774	27.041	23.400	30.220	
14	1'41.824	23.819	27.121	23.349	27.535	218.2	14	1'47.880 *	24.59*	26.758	25.527	31.002*	212.2
15	1'41.197 *	23.978	26.478	22.979	27.762*	218.2	15	1'41.018 *	23.624	26.468	23.201*	27.725	217.5
16	1'40.183	23.226	26.597	23.000	27.360	222.5	16	1'41.258	23.626	26.605	23.369	27.658	219.6
17	1'40.256	23.215	26.336	23.196	27.509	223.9	17	1'43.115 *	23.514	26.407	23.496	29.698*	218.9
unfinished		23.313				223.2	18	2'05.981 P	30.43*	31.923*	27.365*	36.261	171.4
24th	44	David MUÑOZ BOE Motorsports SPA					27th	38	David SALVADOR CIP Green Power SPA				
	Runs=3	Total laps=11		Full laps=6		Valid laps=5		Runs=4	Total laps=16		Full laps=9		Valid laps=6
1	1'44.378	23.689	27.552	23.863	27.932		1	1'59.919	24.216	28.363	23.948	28.180	
2	1'40.816	23.352	26.563	23.354	27.547	221.8	2	1'41.632	23.669	26.854	23.425	27.684	218.9
3	1'42.388	24.598	26.745	23.303	27.742	221.0	3	1'41.884	23.523	26.942	23.577	27.842	223.2
4	1'41.044 *	23.18*	26.897	23.292	27.675	223.9	4	1'41.930	23.682	26.960	23.474	27.814	218.2
5	1'40.291	23.114	26.544	23.249	27.384	223.9	5	1'41.968	23.709	26.876	23.504	27.879	219.6
6	1'45.136 P	23.827	26.617	23.755	30.937	221.8	6	1'44.865 P	23.583	26.812	23.540	30.930	218.9
7	10'55.772	27.236	28.280	24.458	29.722		7	10'59.687	31.814	31.030	26.016	29.373	
8	1'45.421	23.119	26.417	26.847	29.038	224.7	8	1'49.471 *	25.834	27.516	24.453	31.668*	218.2
9	1'40.422	23.013	26.833	23.123	27.453	226.1	9	1'41.388 *	23.542	26.857*	23.317*	27.672	220.3
10	1'45.148 P	22.926	26.480*	23.116	32.626	225.4	10	1'40.697	23.292	26.563	23.299	27.543	223.9
11	6'10.981	25.437	26.921	23.351	27.287		11	1'44.219 P	23.491	26.837	23.493	30.398	220.3
unfinished		22.990	26.652	23.406		221.8	12	8'11.524 *	25.795	27.033*	23.007	27.365	
25th	19	Scott OGDEN VisionTrack Racing T GBR					28th	69	Marcos RUDA Finetwork Intact GP SPA				
	Runs=5	Total laps=16		Full laps=8		Valid laps=7		Runs=4	Total laps=17		Full laps=10		Valid laps=8
1	2'14.249	24.354	28.177	24.028	28.103		1	1'48.090	24.351	28.017	24.489	28.289	
2	1'41.638	23.749	26.783	23.367	27.739	223.2	2	1'42.313	23.893	26.930	23.733	27.757	216.2
3	1'47.932	23.613	29.307	27.169	27.843	222.5	3	1'41.691	23.699	26.704	23.586	27.702	218.9
4	1'54.307 P	23.476	28.154	27.307	35.370	221.0	4	1'41.539	23.547	26.687	23.304	28.001	221.0
5	6'41.679 P	24.863	30.431*	25.136*	34.147		5	1'41.404	23.638	26.647	23.312	27.807	217.5
6	6'48.880 P	24.840	27.954	24.588	28.132		6	1'48.015 P	24.072	28.151	23.935	31.857	216.9
7	1'42.147	23.539	27.048	23.617	27.943	223.9	7	11'09.038	26.257	30.561	26.033	29.358	
8	1'50.776	23.546	26.877	27.470	32.883	221.8	8	1'41.729	23.636	26.832	23.372	27.889	219.6
9	1'42.236	24.166	26.918	23.405	27.747	219.6	9	1'45.943 *	23.676	28.336*	24.762	29.169*	216.9
10	1'48.250 P	23.567	28.547*	24.273	31.863	221.0	10	1'41.279	23.477	26.697	23.283	27.822	218.9
11	5'16.713	23.897	27.160	26.697	27.565		11	1'47.755 P	23.737	27.725	25.372	30.921	218.2
12	1'41.404 *	23.239	26.434	23.033	28.698*	221.8	12	6'36.011 *	32.862	27.885	28.291*	36.286*	
13	1'40.328	23.266	26.325	23.247	27.490	226.1	13	1'44.818	23.729	28.252	25.096	27.741	216.2
14	1'42.567	23.274	26.381	25.122	27.790	226.1	14	1'41.443	23.611	26.578	23.538	27.716	218.9
15	1'56.981 P	23.259	26.605	23.490	43.627	224.7							
16	5'00.626 P	23.546	27.737	23.555	28.051								

Fastest Lap: Daniel HOLTADO Red Bull KTM Tech3 SPA **1'38.706** 22.830 26.144 22.693 27.039

These data/results cannot be reproduced, stored and/or transmitted in whole or in part by any manner of electronic, mechanical, photocopying, recording, broadcasting or otherwise now known or herein after developed without the previous express consent by the copyright owner, except for reproduction in daily press and regular printed publications on sale to the public within 60 days of the event related to those data/results and always provided that copyright symbol appears together as follows below.
© DORNA, 2023

Practice Nr. 2

Moto3

Lap	Lap Time		T1	T2	T3	T4	Speed	Lap	Lap Time	T1	T2	T3	T4	Speed
15	1'42.776	*	23.401	26.417	23.457	29.501*	220.3							
16	2'00.751	P	28.631*	30.755*	26.224*	35.142	197.0							
17	3'22.897	P	24.463	30.491	24.709	28.953								

Fastest Lap: Daniel HOLGADO	Red Bull KTM Tech3	SPA	1'38.706	22.830	26.144	22.693	27.039
------------------------------------	--------------------	-----	-----------------	--------	--------	--------	--------

These data/results cannot be reproduced, stored and/or transmitted in whole or in part by any manner of electronic, mechanical, photocopying, recording, broadcasting or otherwise now known or herein after developed without the previous express consent by the copyright owner, except for reproduction in daily press and regular printed publications on sale to the public within 60 days of the event related to those data/results and always provided that copyright symbol appears together as follows below.
© DORNA, 2023

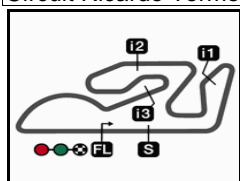
Official MotoGP Timing by **TISSOT**
www.motogp.com

Cheste, Friday, November 24, 2023

Page 6 of 6

motogp





4005 m.

GRAN PREMIO MOTUL DE LA COMUNITAT VALENCIANA

Practice Nr. 2

Best Partial Times

Moto3™


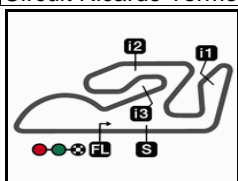
IT Ideal Lap Time, sum of the best partial times

BT Best Lap Time

T1		T2		T3		T4				IT		BT	
Pos	Rider	Time	Rider	Time	Rider	Time	Rider	Time	Pos	Rider	IT	BT	
1	D.HOLGADO	22.805	R.FENATI	26.029	J.KELSO	22.666	D.HOLGADO	27.039	1	D.HOLGADO	1'38.573	1'38.706	(1)
2	A.SASAKI	22.862	R.YAMANAKA	26.036	D.HOLGADO	22.693	A.FERNANDEZ	27.048	2	I.ORTOLÁ	1'38.884	1'39.128	(5)
3	F.FARIOLI	22.884	D.HOLGADO	26.036	J.RUEDA	22.780	I.ORTOLÁ	27.051	3	A.FERNANDEZ	1'38.959	1'39.127	(4)
4	D.ÖNCÜ	22.893	J.KELSO	26.045	J.MASIA	22.796	A.SASAKI	27.061	4	D.ÖNCÜ	1'38.972	1'38.972	(2)
5	A.FERNANDEZ	22.901	J.RUEDA	26.054	C.VEIJER	22.801	D.ALONSO	27.085	5	J.KELSO	1'38.975	1'39.080	(3)
6	I.ORTOLÁ	22.901	J.MASIA	26.077	I.ORTOLÁ	22.817	D.MOREIRA	27.099	6	A.SASAKI	1'38.997	1'39.434	(13)
7	D.ALONSO	22.919	V.PEREZ	26.084	R.FENATI	22.817	D.ÖNCÜ	27.105	6	J.RUEDA	1'38.997	1'39.703	(18)
8	D.MUÑOZ	22.926	A.SASAKI	26.113	D.ÖNCÜ	22.852	J.KELSO	27.116	8	J.MASIA	1'39.071	1'39.157	(6)
9	J.RUEDA	22.940	I.ORTOLÁ	26.115	D.MOREIRA	22.860	C.VEIJER	27.161	9	C.VEIJER	1'39.117	1'39.203	(8)
10	C.VEIJER	22.970	D.ÖNCÜ	26.122	V.PEREZ	22.862	R.YAMANAKA	27.172	10	R.YAMANAKA	1'39.129	1'39.187	(7)
11	J.MASIA	22.984	T.FURUSATO	26.134	T.FURUSATO	22.866	J.MASIA	27.214	11	D.MOREIRA	1'39.139	1'39.302	(9)
12	T.FURUSATO	22.995	A.FERNANDEZ	26.137	A.FERNANDEZ	22.873	J.RUEDA	27.223	12	D.ALONSO	1'39.171	1'39.369	(11)
13	R.YAMANAKA	23.000	D.MOREIRA	26.146	F.FARIOLI	22.905	R.FENATI	27.235	13	R.FENATI	1'39.229	1'39.614	(15)
14	D.MOREIRA	23.034	R.ROSSI	26.169	R.YAMANAKA	22.921	M.BERTELLE	27.240	14	V.PEREZ	1'39.306	1'39.312	(10)
15	V.PEREZ	23.098	C.VEIJER	26.185	D.ALONSO	22.935	R.ROSSI	27.257	15	T.FURUSATO	1'39.316	1'39.418	(12)
16	K.TOBA	23.131	S.NEPA	26.186	X.ARTIGAS	22.946	V.PEREZ	27.262	16	F.FARIOLI	1'39.325	1'39.536	(14)
17	M.BERTELLE	23.135	F.FARIOLI	26.210	A.SASAKI	22.961	L.FELLON	27.271	17	M.BERTELLE	1'39.574	1'39.905	(20)
18	S.NEPA	23.142	X.ARTIGAS	26.215	M.BERTELLE	22.970	D.MUÑOZ	27.287	18	S.NEPA	1'39.620	1'39.694	(17)
19	R.FENATI	23.148	M.BERTELLE	26.229	S.NEPA	22.970	X.ARTIGAS	27.307	19	X.ARTIGAS	1'39.626	1'39.686	(16)
20	J.KELSO	23.148	D.ALONSO	26.232	S.AZMAN	22.979	T.FURUSATO	27.321	20	D.MUÑOZ	1'39.746	1'40.291	(24)
21	X.ARTIGAS	23.158	K.TOBA	26.324	D.SALVADOR	23.007	S.NEPA	27.322	21	R.ROSSI	1'39.770	1'39.881	(19)
22	L.FELLON	23.202	S.OGDEN	26.325	S.OGDEN	23.033	F.FARIOLI	27.326	22	S.AZMAN	1'39.890	1'40.183	(23)
23	D.SALVADOR	23.205	S.AZMAN	26.336	M.AJI	23.033	D.SALVADOR	27.357	23	D.SALVADOR	1'39.969	1'40.697	(27)
24	S.AZMAN	23.215	D.SALVADOR	26.400	L.FELLON	23.046	S.AZMAN	27.360	24	K.TOBA	1'39.972	1'39.998	(21)

These data/results cannot be reproduced, stored and/or transmitted in whole or in part by any manner of electronic, mechanical, photocopying, recording, broadcasting or otherwise now known or herein after developed without the previous express consent by the copyright owner, except for reproduction in daily press and regular printed publications on sale to the public within 60 days of the event related to those data/results and always provided that copyright symbol appears together as follows below.
© DORNA, 2023

Circuit Ricardo Tormo

Results and timing service provided by  **TISSOT**

4005 m.

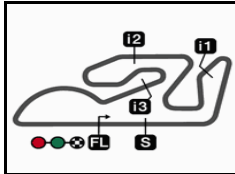
GRAN PREMIO MOTUL DE LA COMUNITAT VALENCIANA**Practice Nr. 2****Best Partial Times****Moto3™***IT* Ideal Lap Time, sum of the best partial times*BT* Best Lap Time

T1		T2		T3		T4				<i>IT</i>	<i>BT</i>	
<i>Pos</i>	<i>Rider</i>	<i>Time</i>	<i>Rider</i>	<i>Time</i>	<i>Rider</i>	<i>Time</i>	<i>Rider</i>	<i>Time</i>	<i>Pos</i>	<i>Rider</i>		
25	S.OGDEN	23.239	M.AJI	26.407	K.TOBA	23.082	K.TOBA	27.435	25	L.FELLON	1'40.082	1'40.111 (22)
26	R.ROSSI	23.256	D.MUÑOZ	26.417	R.ROSSI	23.088	S.OGDEN	27.490	26	S.OGDEN	1'40.087	1'40.328 (25)
27	M.RUDA	23.401	M.RUDA	26.417	D.MUÑOZ	23.116	M.AJI	27.531	27	M.AJI	1'40.451	1'40.546 (26)
28	M.AJI	23.480	L.FELLON	26.563	M.RUDA	23.283	M.RUDA	27.702	28	M.RUDA	1'40.803	1'41.279 (28)

These data/results cannot be reproduced, stored and/or transmitted in whole or in part by any manner of electronic, mechanical, photocopying, recording, broadcasting or otherwise now known or herein after developed without the previous express consent by the copyright owner, except for reproduction in daily press and regular printed publications on sale to the public within 60 days of the event related to those data/results and always provided that copyright symbol appears together as follows below.
© DORNA, 2023

Official MotoGP Timing by **TISSOT**
www.motogp.com






4005 m.

GRAN PREMIO MOTUL DE LA COMUNITAT VALENCIANA

Practice Nr. 2

Fastest Laps Sequence

<i>Practice Time</i>	 <i>Rider</i>	<i>Nation</i>	<i>Motorcycle</i>	<i>Time</i>	<i>Km/h</i>	<i>Rider's Lap</i>
3'25.194	44 David MUÑOZ	SPA	KTM	1'40.816	143.0	2
3'26.089	21 Vicente PEREZ	SPA	KTM	1'40.693	143.1	2
3'29.568	80 David ALONSO	COL	GASGAS	1'40.235	143.8	2
4'44.551	53 Deniz ÖNCÜ	TUR	KTM	1'39.714	144.5	2
6'23.973	53 Deniz ÖNCÜ	TUR	KTM	1'39.422	145.0	3
8'02.945	53 Deniz ÖNCÜ	TUR	KTM	1'38.972	145.6	4
38'25.355	96 Daniel HOLGADO	SPA	KTM	1'38.706	146.0	16

These data/results cannot be reproduced, stored and/or transmitted in whole or in part by any manner of electronic, mechanical, photocopying, recording, broadcasting or otherwise now known or herein after developed without the previous express consent by the copyright owner, except for reproduction in daily press and regular printed publications on sale to the public within 60 days of the event related to those data/results and always provided that copyright symbol appears together as follows below.

© DORNA, 2023

Official MotoGP Timing by TISSOT
www.motogp.com

Cheste, Friday, November 24, 2023

