




4005 m.

GRAN PREMIO MOTUL DE LA COMUNITAT VALENCIANA

Practice Nr. 3

Classification

10

		Rider	Nation	Team	Motorcycle	Time	Lap Total	Gap	Top Speed
1	66	Joel KELSO	AUS	CFMOTO Racing PruestelGP	CFMOTO	1'38.569	13 15		234.6
2	71	Ayumu SASAKI	JPN	Liqui Moly Husqvarna Intact GP	HUSQVARNA	1'38.623	11 13	0.054 0.054	231.5
3	96	Daniel HOLGADO	SPA	Red Bull KTM Tech3	KTM	1'38.669	16 16	0.100 0.046	229.9
4	21	Vicente PEREZ	SPA	BOE Motorsports	KTM	1'38.733	13 13	0.164 0.064	229.9
5	6	Ryusei YAMANAKA	JPN	Valresa GASGAS Aspar Team	GASGAS	1'38.889	11 15	0.320 0.156	232.2
6	7	Filippo FARIOLI	ITA	Red Bull KTM Tech3	KTM	1'38.897	13 16	0.328 0.008	230.7
7	48	Ivan ORTOLÁ	SPA	Angeluss MTA Team	KTM	1'38.899	11 13	0.330 0.002	232.2
8	44	David MUÑOZ	SPA	BOE Motorsports	KTM	1'38.924	12 14	0.355 0.025	233.0
9	10	Diogo MOREIRA	BRA	MT Helmets - MSI	KTM	1'38.931	14 15	0.362 0.007	235.4
10	95	Collin VEIJER	NED	Liqui Moly Husqvarna Intact GP	HUSQVARNA	1'38.987	14 15	0.418 0.056	231.5
11	82	Stefano NEPA	ITA	Angeluss MTA Team	KTM	1'39.090	12 14	0.521 0.103	233.0
12	31	Adrian FERNANDEZ	SPA	Leopard Racing	HONDA	1'39.131	11 13	0.562 0.041	229.2
13	99	José Antonio RUEDA	SPA	Red Bull KTM Ajo	KTM	1'39.176	14 14	0.607 0.045	232.2
14	80	David ALONSO	COL	Valresa GASGAS Aspar Team	GASGAS	1'39.200	12 14	0.631 0.024	229.2
15	5	Jaume MASIA	SPA	Leopard Racing	HONDA	1'39.224	11 11	0.655 0.024	229.9
16	38	David SALVADOR	SPA	CIP Green Power	KTM	1'39.344	10 14	0.775 0.120	231.5
17	20	Lorenzo FELLON	FRA	CIP Green Power	KTM	1'39.380	12 14	0.811 0.036	229.2
18	18	Matteo BERTELLE	ITA	Rivacold Snipers Team	HONDA	1'39.399	16 16	0.830 0.019	231.5
19	55	Romano FENATI	ITA	Rivacold Snipers Team	HONDA	1'39.401	10 12	0.832 0.002	224.7
20	72	Taiyo FURUSATO	JPN	Honda Team Asia	HONDA	1'39.471	13 14	0.902 0.070	228.4
21	53	Deniz ÖNCÜ	TUR	Red Bull KTM Ajo	KTM	1'39.540	8 10	0.971 0.069	228.4
22	54	Riccardo ROSSI	ITA	SIC58 Squadra Corse	HONDA	1'39.554	12 12	0.985 0.014	229.9
23	27	Kaito TOBA	JPN	SIC58 Squadra Corse	HONDA	1'39.684	14 14	1.115 0.130	232.2
24	43	Xavier ARTIGAS	SPA	CFMOTO Racing PruestelGP	CFMOTO	1'39.869	9 12	1.300 0.185	228.4
25	64	Mario AJI	INA	Honda Team Asia	HONDA	1'40.664	13 13	2.095 0.795	226.1
26	69	Marcos RUDA	SPA	Finetwork Intact GP	HUSQVARNA	1'40.974	13 13	2.405 0.310	225.4
27	19	Scott OGDEN	GBR	VisionTrack Racing Team	HONDA	1'40.997	5 8	2.428 0.023	227.6
Not classified									
	63	Syarifuddin AZMAN	MAL	MT Helmets - MSI	KTM				

Practice condition: **Dry**Air: **10°**Humidity: **51%**Ground: **9°**

Fastest Lap:	Lap: 13	Joel KELSO	1'38.569	146.2 Km/h
Best Race Lap:	2022	Deniz ÖNCÜ	1'38.790	145.9 Km/h
All Time Lap Record:	2020	Darryn BINDER	1'38.286	146.6 Km/h

The results are provisional until the end of the limit for protest and appeals.

Time limit for protest expires 60' after publication of the results - Time:

These data/results cannot be reproduced, stored and/or transmitted in whole or in part by any manner of electronic, mechanical, photocopying, recording, broadcasting or otherwise now known or herein after developed without the previous express consent by the copyright owner, except for reproduction in daily press and regular printed publications on sale to the public within 60 days of the event related to those data/results and always provided that copyright symbol appears together as follows below.

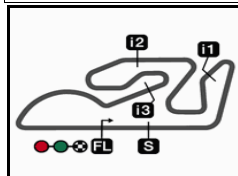
© DORNA, 2023

Official MotoGP Timing by TISSOT
www.motogp.com

Cheste, Saturday, November 25, 2023

moto3™






4005 m.

GRAN PREMIO MOTUL DE LA COMUNITAT VALENCIANA

Practice Nr. 3

Combined Practice Times

11

	Rider	Nation	Team	MOTORCYCLE	P1	P2	P3	Gap
1	66 J.KELSO	AUS	CFMOTO Racing PruestelGP	CFMOTO	1'40.161 17	1'39.080 10	1'38.569 13	
2	71 A.SASAKI	JPN	Liqui Moly Husqvarna Intact GPHUSQVARNA	HUSQVARNA	1'39.956 14	1'39.434 14	1'38.623 11	0.054 0.054
3	96 D.HOLGADO	SPA	Red Bull KTM Tech3	KTM	1'38.919 18	1'38.706 16	1'38.669 16	0.100 0.046
4	21 V.PEREZ	SPA	BOE Motorsports	KTM	1'40.605 16	1'39.312 10	1'38.733 13	0.164 0.064
5	6 R.YAMANAKA	JPN	Valresa GASGAS Aspar Team	GASGAS	1'39.847 15	1'39.187 12	1'38.889 11	0.320 0.156
6	7 F.FARIOLI	ITA	Red Bull KTM Tech3	KTM	1'40.297 16	1'39.536 17	1'38.897 13	0.328 0.008
7	48 I.ORTOLÁ	SPA	Angeluss MTA Team	KTM	1'40.727 15	1'39.128 16	1'38.899 11	0.330 0.002
8	44 D.MUÑOZ	SPA	BOE Motorsports	KTM	1'39.931 13	1'40.291 5	1'38.924 12	0.355 0.025
9	10 D.MOREIRA	BRA	MT Helmets - MSI	KTM	1'40.942 13	1'39.302 13	1'38.931 14	0.362 0.007
10	53 D.ÖNCÜ	TUR	Red Bull KTM Ajo	KTM	1'40.745 16	1'38.972 4	1'39.540 8	0.403 0.041
11	95 C.VEIJER	NED	Liqui Moly Husqvarna Intact GPHUSQVARNA	HUSQVARNA	1'40.821 17	1'39.203 10	1'38.987 14	0.418 0.015
12	82 S.NEPA	ITA	Angeluss MTA Team	KTM	1'41.328 13	1'39.694 15	1'39.090 12	0.521 0.103
13	31 A.FERNANDEZ	SPA	Leopard Racing	HONDA	1'40.250 18	1'39.127 16	1'39.131 11	0.558 0.037
14	5 J.MASIA	SPA	Leopard Racing	HONDA	1'39.807 13	1'39.157 15	1'39.224 11	0.588 0.030
15	99 J.RUEDA	SPA	Red Bull KTM Ajo	KTM	1'39.949 17	1'39.703 7	1'39.176 14	0.607 0.019
16	80 D.ALONSO	COL	Valresa GASGAS Aspar Team	GASGAS	1'39.320 14	1'39.369 5	1'39.200 12	0.631 0.024
17	38 D.SALVADOR	SPA	CIP Green Power	KTM	1'40.942 15	1'40.697 10	1'39.344 10	0.775 0.144
18	20 L.FELLON	FRA	CIP Green Power	KTM	1'41.762 16	1'40.111 15	1'39.380 12	0.811 0.036
19	18 M.BERTELLE	ITA	Rivacold Snipers Team	HONDA	1'40.797 15	1'39.905 16	1'39.399 16	0.830 0.019
20	55 R.FENATI	ITA	Rivacold Snipers Team	HONDA	1'40.752 15	1'39.614 14	1'39.401 10	0.832 0.002
21	72 T.FURUSATO	JPN	Honda Team Asia	HONDA	1'39.829 16	1'39.418 12	1'39.471 13	0.849 0.017
22	54 R.ROSSI	ITA	SIC58 Squadra Corse	HONDA	1'41.697 15	1'39.881 16	1'39.554 12	0.985 0.136
23	27 K.TOBA	JPN	SIC58 Squadra Corse	HONDA	1'41.235 16	1'39.998 13	1'39.684 14	1.115 0.130
24	43 X.ARTIGAS	SPA	CFMOTO Racing PruestelGP	CFMOTO	1'40.503 16	1'39.686 10	1'39.869 9	1.117 0.002
25	63 S.AZMAN	MAL	MT Helmets - MSI	KTM	1'40.722 11	1'40.183 16		1.614 0.497
26	19 S.OGDEN	GBR	VisionTrack Racing Team	HONDA	1'40.415 18	1'40.328 13	1'40.997 5	1.759 0.145
27	64 M.AJI	INA	Honda Team Asia	HONDA	1'40.778 16	1'40.546 10	1'40.664 13	1.977 0.218
28	69 M.RUDA	SPA	Finetwork Intact GP	HUSQVARNA		1'41.279 10	1'40.974 13	2.405 0.428

Pole Position Record:	2020	Darryn BINDER	1'38.286	146.6 Km/h
Best Race Lap:	2022	Deniz ÖNCÜ	1'38.790	145.9 Km/h
All Time Lap Record:	2020	Darryn BINDER	1'38.286	146.6 Km/h

The results are provisional until the end of the limit for protest and appeals.

Time limit for protest expires 60' after publication of the results - Time:

These data/results cannot be reproduced, stored and/or transmitted in whole or in part by any manner of electronic, mechanical, photocopying, recording, broadcasting or otherwise now known or herein after developed without the previous express consent by the copyright owner, except for reproduction in daily press and regular printed publications on sale to the public within 60 days of the event related to those data/results and always provided that copyright symbol appears together as follows below.

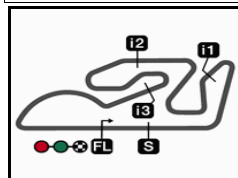
© DORNA, 2023

Official MotoGP Timing by TISSOT
www.motogp.com

Cheste, Saturday, November 25, 2023








4005 m.

GRAN PREMIO MOTUL DE LA COMUNITAT VALENCIANA

Practice Nr. 3

Top Speed & Average

12

	Rider	Nation	Motorcycle	Top 5 speeds					Average	Top
10	Diogo MOREIRA	BRA	KTM	235.4	233.0	231.5	231.5	231.5	232.6	235.4
66	Joel KELSO	AUS	CFMOTO	234.6	230.7	228.4	226.1	225.4	227.2	234.6
44	David MUÑOZ	SPA	KTM	233.0	232.2	232.2	232.2	231.5	232.2	233.0
82	Stefano NEPA	ITA	KTM	233.0	233.0	231.5	230.7	229.9	231.6	233.0
6	Ryusei YAMANAKA	JPN	GASGAS	232.2	232.2	229.9	227.6	227.6	229.9	232.2
27	Kaito TOBA	JPN	HONDA	232.2	232.2	231.5	231.5	229.2	231.0	232.2
48	Ivan ORTOLÁ	SPA	KTM	232.2	231.5	230.7	229.9	229.2	230.7	232.2
99	José Antonio RUEDA	SPA	KTM	232.2	231.5	230.7	229.9	229.2	230.3	232.2
18	Matteo BERTELLE	ITA	HONDA	231.5	231.5	230.7	229.9	229.2	230.1	231.5
38	David SALVADOR	SPA	KTM	231.5	230.7	230.7	229.2	229.2	230.3	231.5
71	Ayumu SASAKI	JPN	HUSQVARNA	231.5	230.7	230.7	229.2	229.2	230.1	231.5
95	Collin VEIJER	NED	HUSQVARNA	231.5	229.2	229.2	227.6	227.6	228.5	231.5
7	Filippo FARIOLI	ITA	KTM	230.7	228.4	228.4	228.4	228.4	228.9	230.7
5	Jaume MASIA	SPA	HONDA	229.9	229.9	228.4	228.4	228.4	228.9	229.9
21	Vicente PEREZ	SPA	KTM	229.9	227.6	227.6	224.7	224.7	226.9	229.9
54	Riccardo ROSSI	ITA	HONDA	229.9	229.2	229.2	228.4	228.4	229.0	229.9
96	Daniel HOLGADO	SPA	KTM	229.9	228.4	228.4	228.4	228.4	228.7	229.9
20	Lorenzo FELLON	FRA	KTM	229.2	229.2	229.2	228.4	228.4	228.8	229.2
31	Adrian FERNANDEZ	SPA	HONDA	229.2	229.2	229.2	229.2	228.4	228.9	229.2
80	David ALONSO	COL	GASGAS	229.2	229.2	229.2	229.2	228.4	228.8	229.2
43	Xavier ARTIGAS	SPA	CFMOTO	228.4	228.4	227.6	226.1	224.7	227.0	228.4
53	Deniz ÖNCÜ	TUR	KTM	228.4	227.6	226.9	226.9	225.4	227.0	228.4
72	Taiyo FURUSATO	JPN	HONDA	228.4	228.4	228.4	227.6	226.9	227.9	228.4
19	Scott OGDEN	GBR	HONDA	227.6	227.6	225.4	225.4	225.4	226.3	227.6
64	Mario AJI	INA	HONDA	226.1	224.7	221.8	221.8	221.8	223.0	226.1
69	Marcos RUDA	SPA	HUSQVARNA	225.4	224.7	224.7	223.9	222.5	223.6	225.4
55	Romano FENATI	ITA	HONDA	224.7	223.9	223.9	223.9	223.9	224.0	224.7

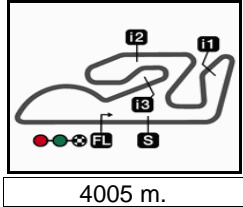
These data/results cannot be reproduced, stored and/or transmitted in whole or in part by any manner of electronic, mechanical, photocopying, recording, broadcasting or otherwise now known or herein after developed without the previous express consent by the copyright owner, except for reproduction in daily press and regular printed publications on sale to the public within 60 days of the event related to those data/results and always provided that copyright symbol appears together as follows below.

© DORNA, 2023

Official MotoGP Timing by TISSOT
www.motogp.com



Cheste, Saturday, November 25, 2023



4005 m.

GRAN PREMIO MOTUL DE LA COMUNITAT VALENCIANA

Practice Nr. 3

Chronological Analysis of Performances

13

* Lap / Sector time cancelled

T1 Time from finish line to 1st intermediate

T3 Time from 2nd intermed. to 3rd intermed.

P Crossing the finish line in pit lane

T2 Time from 1st intermed. to 2nd intermed.

T4 Time from 3rd intermediate to finish line

Lap	Lap Time	T1	T2	T3	T4	Speed	Lap	Lap Time	T1	T2	T3	T4	Speed	
1st	66	Joel KELSO CFMOTO Racing Pru AUS Runs=2 Total laps=15 Full laps=12 Valid laps=12						11	1'39.356	22.875	26.411	22.832	27.238	226.1
1	3'15.425	25.081	28.997	26.272	28.366		12	1'38.849	22.758	26.268	22.712	27.111	227.6	
2	1'41.954	23.687	27.022	23.558	27.687	223.9	13	1'38.925	22.773	26.300	22.742	27.110	228.4	
3	1'40.963	23.454	26.821	23.235	27.453	225.4	14	1'38.778	22.731	26.292	22.655	27.100	228.4	
4	1'40.183	23.240	26.602	23.013	27.328	225.4	15	1'41.157	22.905	27.973	23.053	27.226	229.9	
5	1'40.093	23.131	26.510	23.026	27.426	226.1	16	1'38.669	22.776	26.218	22.662	27.013	228.4	
6	1'40.385	23.169	26.641	23.166	27.409	225.4	4th 21 Vicente PEREZ BOE Motorsports SPA Runs=2 Total laps=13 Full laps=10 Valid laps=9							
7	1'40.111	23.212	26.473	23.028	27.398	225.4	1	3'27.072	25.065	27.811	23.847	27.929		
8	1'39.880	23.136	26.518	22.949	27.277	225.4	2	1'41.711	23.514	27.012	23.437	27.748	223.2	
9	1'39.630	23.021	26.383	22.922	27.304	225.4	3	1'41.008 *	23.321	26.851	23.231 *	27.605	223.9	
10	1'40.008	23.125	26.515	22.986	27.382	223.9	4	1'40.772	23.372	26.705	23.119	27.576	223.9	
11	1'46.618 P	23.550	27.315	24.201*	31.552	224.7	5	1'40.259	23.255	26.556	22.985	27.463	224.7	
12	6'11.235	25.235	27.061	23.829	27.403		6	1'51.874	25.312	30.526	28.387	27.649	223.9	
13	1'38.569	22.913	26.030	22.641	26.985	228.4	7	1'40.523	23.352	26.654	23.071	27.446	223.9	
14	1'38.602	22.947	26.159	22.629	26.867	230.7	8	1'42.772 P	23.166	26.587	23.086	29.933	223.2	
15	1'45.415	25.382	27.997	24.009	28.027	234.6	9	8'13.508	31.026	34.721	25.001	27.830		
2nd 71 Ayumu SASAKI Liqui Moly Husqvarna JPN Runs=2 Total laps=13 Full laps=10 Valid laps=10							10	1'40.829	23.035	26.353	22.771	28.670	224.7	
1	2'59.643	21.558	27.741	23.830	29.317		11	1'39.441	22.966	26.332	22.907	27.236	227.6	
2	1'41.687	23.360	27.218	23.317	27.792	227.6	12	1'41.477	24.720	27.018	22.720	27.019	229.9	
3	1'40.644	23.203	26.810	23.090	27.541	229.2	13	1'38.733	22.928	26.113	22.699	26.993	227.6	
4	1'40.111	23.097	26.617	22.980	27.417	229.2	5th 6 Ryusei YAMANAKA Valresa GASGAS Asp JPN Runs=2 Total laps=15 Full laps=12 Valid laps=12							
5	1'39.799	22.972	26.599	22.946	27.282	230.7	1	2'39.646	22.400	28.393	24.307	28.513		
6	1'46.325 P	23.569	27.532	23.374	31.850	228.4	2	1'41.921	23.565	27.263	23.384	27.709	226.9	
7	8'38.087 *	21.593	27.223	23.296*	27.401		3	1'41.092	23.251	26.984	23.291	27.566	232.2	
8	1'39.019	22.849	26.285	22.758	27.127	227.6	4	1'40.181	23.139	26.413	23.162	27.467	232.2	
9	1'38.894	22.869	26.227	22.707	27.091	228.4	5	1'40.499	23.318	26.691	22.956	27.534	229.9	
10	1'47.505	29.730	27.303	23.262	27.210	226.1	6	1'40.283	23.139	26.663	23.017	27.464	226.9	
11	1'38.623	22.748	26.259	22.577	27.039	231.5	7	1'42.604	23.201	26.594	23.933	28.876	226.1	
12	1'42.223	24.128	27.104	23.346	27.645	230.7	8	1'44.811 P	23.123	26.595	22.994	32.099	226.1	
13	1'39.216	22.867	26.346	22.815	27.188	229.2	9	6'24.154 *	22.015	27.748	23.577*	27.858		
3rd 96 Daniel HOLGADO Red Bull KTM Tech3 SPA Runs=2 Total laps=16 Full laps=13 Valid laps=12							10	1'39.453	23.060	26.342	22.842	27.209	226.1	
1	2'37.608	23.865	28.986	24.131	28.256		11	1'38.889	22.956	26.197	22.714	27.022	226.9	
2	1'42.287	23.614	27.434	23.491	27.748	225.4	12	1'38.972	22.860	26.217	22.736	27.159	227.6	
3	1'41.142	23.286	27.064	23.201	27.591	226.9	13	1'39.002	22.916	26.179	22.792	27.115	227.6	
4	1'40.679	23.237	26.827	23.073	27.542	227.6	14	1'38.932	22.850	26.199	22.663	27.220	226.1	
5	1'46.831	27.125	28.338	23.792	27.576	227.6	15	1'39.153	22.913	26.311	22.747	27.182	224.7	
6	1'40.038	23.112	26.653	22.985	27.288	228.4	6th 7 Filippo FARIOLI Red Bull KTM Tech3 ITA Runs=2 Total laps=16 Full laps=13 Valid laps=4							
7	1'48.293 P	23.119	26.657	23.254	35.263	228.4	1	2'33.123	22.457	27.338	23.836	28.101		
8	4'37.225	25.299	28.347	23.694	27.780		2	1'41.257	23.478	26.870	23.331	27.578	223.9	
9	1'39.694	23.091	26.529	22.814	27.260	225.4	3	1'40.330 *	23.10*	26.635	23.084	27.510	224.7	
10	1'40.437 *	22.885	26.418	23.532*	27.602	225.4								

Fastest Lap: Joel KELSO CFMOTO Racing Pru AUS **1'38.569** 22.913 26.030 22.641 26.985

These data/results cannot be reproduced, stored and/or transmitted in whole or in part by any manner of electronic, mechanical, photocopying, recording, broadcasting or otherwise now known or herein after developed without the previous express consent by the copyright owner, except for reproduction in daily press and regular printed publications on sale to the public within 60 days of the event related to those data/results and always provided that copyright symbol appears together as follows below.
© DORNA, 2023

Practice Nr. 3

Moto3

Lap	Lap Time	T1	T2	T3	T4	Speed	Lap	Lap Time	T1	T2	T3	T4	Speed
4	1'40.267 *	23.22*	26.620	23.026	27.393	225.4	8	1'42.382	23.462	27.792	23.449	27.679	226.1
5	1'39.965 *	23.07*	26.580	22.996	27.316	226.1	9	1'44.000 P	23.399	27.023	23.515	30.063	225.4
6	1'39.792 *	23.10*	26.481	22.906	27.298	225.4	10	6'27.901	21.567	27.124	23.552	28.014	
7	1'42.876 P	23.71 *	26.605	23.104	29.456	226.1	11	1'39.240	22.883	26.413	22.832	27.112	231.5
8	4'56.925	21.121	26.789	22.915	27.527		12	1'47.436	22.838	26.365	24.284	33.949	229.2
9	1'39.467	22.960	26.342	22.958	27.207	227.6	13	1'42.855 *	25.07*	27.063	23.182	27.537	235.4
10	1'41.848 *	22.901	26.293	24.006*	28.648	228.4	14	1'38.931	22.781	26.289	22.774	27.087	231.5
11	1'39.047	22.957	26.227	22.790	27.073	228.4	15	1'39.090	22.799	26.263	22.847	27.181	229.9
12	1'39.591 *	22.86*	26.217	23.107	27.401	230.7							
13	1'38.897	22.863	26.233	22.763	27.038	228.4							
14	1'41.531 *	24.28*	26.751	22.924	27.569	228.4							
15	1'40.542 *	22.95*	27.255	23.009	27.326*	226.1							
16	1'39.636 *	22.93*	26.351	22.883	27.467	226.9							

7th 48 Ivan ORTOLÁ Angeluss MTA Team SPA
Runs=3 Total laps=13 Full laps=9 Valid laps=8

1	2'45.264	23.316	28.206	24.201	28.103	
2	1'41.661	23.398	27.050	23.489	27.724	226.1
3	1'40.892	23.273	26.856	23.302	27.461	227.6
4	1'40.849 *	23.223	26.825*	23.299	27.502	227.6
5	1'40.624	23.103	26.761	23.335	27.425	227.6
6	1'39.930	23.022	26.541	23.062	27.305	230.7
7	1'48.510 P	25.271	27.628	23.884	31.727	229.2
8	4'23.601 P	23.096	27.085	23.392	29.472	
9	6'20.604	28.698	35.389	25.020	27.548	
10	1'39.101	22.885	26.248	22.908	27.060	229.9
11	1'38.899	22.723	26.141	22.989	27.046	231.5
12	1'39.962	23.392	26.358	22.922	27.290	232.2
13	1'39.706	23.081	26.377	22.976	27.272	227.6

8th 44 David MUÑOZ BOE Motorsports SPA
Runs=2 Total laps=14 Full laps=11 Valid laps=11

1	2'43.634	23.348	28.288	23.965	27.848	
2	1'41.413	23.290	27.149	23.374	27.600	227.6
3	1'40.395	23.092	26.692	23.211	27.400	229.2
4	1'39.924	22.959	26.619	23.027	27.319	229.9
5	1'39.620	22.969	26.465	22.949	27.237	231.5
6	1'40.993	23.054	26.849	23.424	27.666	232.2
7	1'39.743	22.939	26.434	22.997	27.373	229.9
8	1'46.569 P	23.102	27.775	24.071	31.621	229.2
9	8'12.506	22.816	27.102	23.205	27.458	
10	1'43.583	22.878	26.524	24.164	30.017	230.7
11	1'39.113	22.871	26.291	22.931	27.020	232.2
12	1'38.924	22.762	26.215	22.877	27.070	233.0
13	1'44.147	22.914	28.613	25.317	27.303	232.2
14	1'41.027	22.818	27.001	23.739	27.469	229.9

9th 10 Diogo MOREIRA MT Helmets - MSI BRA
Runs=2 Total laps=15 Full laps=12 Valid laps=11

1	2'39.135	22.833	28.092	24.260	27.934	
2	1'41.732	23.468	27.179	23.485	27.600	229.9
3	1'40.735	23.233	26.796	23.175	27.531	233.0
4	1'40.298	23.135	26.628	23.196	27.339	229.9
5	1'40.493	23.018	26.802	23.229	27.444	231.5
6	1'40.635	23.131	26.772	23.260	27.472	226.1
7	1'46.467	26.502	27.378	23.407	29.180	226.1

10th 95 Collin VEIJER Liqui Moly Husqvarna NED
Runs=2 Total laps=15 Full laps=12 Valid laps=12

1	3'12.714	22.563	27.689	23.709	28.037	
2	1'41.690	23.610	26.919	23.423	27.738	225.4
3	1'40.705	23.248	26.829	23.224	27.404	226.9
4	1'40.501	23.155	26.729	23.092	27.525	226.9
5	1'40.151	23.096	26.562	23.025	27.468	227.6
6	1'39.713	23.043	26.508	22.866	27.296	227.6
7	1'39.568	22.918	26.464	22.917	27.269	227.6
8	1'40.564	23.481	26.580	23.118	27.385	227.6
9	1'42.257 P	23.048	26.528	23.008	29.673	227.6
10	6'05.470	22.193	27.287	23.459	27.733	
11	1'44.627	23.094	29.558	24.289	27.686	226.9
12	1'41.295	23.045	26.483	23.203	28.564	231.5
13	1'39.262	23.012	26.273	22.830	27.147	229.2
14	1'38.987	22.884	26.248	22.709	27.146	229.2
15	1'39.059	22.900	26.250	22.747	27.162	226.9

11th 82 Stefano NEPA Angeluss MTA Team ITA
Runs=2 Total laps=14 Full laps=11 Valid laps=11

1	2'40.054	22.678	28.238	24.047	27.879	
2	1'42.377	23.469	27.026	23.409	28.473	228.4
3	1'41.317	23.616	26.904	23.246	27.551	228.4
4	1'40.729	23.334	26.788	23.097	27.510	227.6
5	1'40.127	23.132	26.678	23.037	27.280	227.6
6	1'40.135	23.073	26.546	23.044	27.472	233.0
7	1'47.127	23.293	26.557	23.147	34.130	231.5
8	1'44.806 P	23.198	27.291	23.548	30.769	226.1
9	8'07.419	23.561	26.996	24.885	30.262	
10	1'39.689	23.057	26.433	22.922	27.277	229.9
11	1'45.742	22.935	26.257	28.172	28.378	229.2
12	1'39.090	22.943	26.266	22.851	27.030	230.7
13	1'39.343	22.949	26.294	22.925	27.175	233.0
14	1'39.270	23.025	26.220	22.861	27.164	227.6

12th 31 Adrian FERNANDEZ Leopard Racing SPA
Runs=2 Total laps=13 Full laps=10 Valid laps=10

1	6'40.249	23.009	27.221	23.501	27.639	
2	1'40.665	23.164	26.867	23.261	27.373	227.6
3	1'40.273	23.017	26.659	23.250	27.347	228.4
4	1'40.141	23.056	26.673	23.112	27.300	228.4
5	1'39.813	22.983	26.501	23.104	27.225	227.6
6	1'40.214	23.171	26.553	23.166	27.324	227.6
7	1'40.026	23.072	26.615	23.064	27.275	226.9
8	1'45.583 P	23.108	27.191	23.411	31.873	226.9
9	4'57.983	27.254	27.168	24.344	27.305	
10	1'45.529	26.632	27.692	23.923	27.282	229.2

Fastest Lap: Joel KELSO CFMOTO Racing Pru AUS **1'38.569** 22.913 26.030 22.641 26.985

These data/results cannot be reproduced, stored and/or transmitted in whole or in part by any manner of electronic, mechanical, photocopying, recording, broadcasting or otherwise now known or herein after developed without the previous express consent by the copyright owner, except for reproduction in daily press and regular printed publications on sale to the public within 60 days of the event related to those data/results and always provided that copyright symbol appears together as follows below.
© DORNA, 2023

Practice Nr. 3

Moto3

Lap	Lap Time	T1	T2	T3	T4	Speed	Lap	Lap Time	T1	T2	T3	T4	Speed
11	1'39.131	22.943	26.320	22.827	27.041	229.2	3	1'46.736	23.435	29.083	25.285	28.933	224.7
12	1'39.848	22.978	26.324	22.811	27.735	229.2	4	1'40.765	23.241	26.611	23.459	27.454	226.9
13	1'39.274	22.903	26.431	22.856	27.084	229.2	5	1'40.545	23.346	26.637	23.109	27.453	229.2
13th 99 José Antonio RUED Red Bull KTM Ajo SPA							6	1'40.249	23.163	26.569	23.100	27.417	228.4
Runs=2 Total laps=14 Full laps=11 Valid laps=11							7	1'46.077	25.844	27.479	23.350	29.404	229.2
1	2'37.677	23.692	28.788	24.148	28.188		8	1'46.010	P 23.403	26.943	23.455	32.209	226.1
2	1'42.617	23.729	27.381	23.447	28.060	227.6	9	8'09.234	22.773	26.989	23.007	27.308	
3	1'40.776	23.378	26.729	23.145	27.524	229.9	10	1'39.344	22.940	26.221	22.893	27.290	228.4
4	1'41.073	23.334	26.738	23.244	27.757	229.2	11	1'46.273	22.912	26.539	23.184	33.638	228.4
5	1'40.448	23.149	26.706	23.156	27.437	232.2	12	1'42.908	24.986	27.038	23.199	27.685	230.7
6	1'42.016	23.076	26.682	23.446	28.812	231.5	13	1'39.860	23.238	26.393	23.029	27.200	230.7
7	1'40.568	23.243	26.645	23.112	27.568	229.2	14	1'39.806	23.194	26.321	22.944	27.347	231.5
8	1'44.451	P 23.259	26.570	23.078	31.544	227.6	17th 20 Lorenzo FELLON CIP Green Power FRA						
9	7'59.062	22.687	26.984	23.242	28.677		Runs=2 Total laps=14 Full laps=11 Valid laps=11						
10	1'40.184	23.230	26.429	23.118	27.407	229.2	1	2'34.414	23.190	27.729	24.290	28.042	
11	1'40.048	23.116	26.527	22.967	27.438	227.6	2	1'41.381	23.507	26.984	23.258	27.632	226.1
12	1'39.950	23.077	26.436	22.965	27.472	227.6	3	1'41.080	23.411	26.766	23.276	27.627	227.6
13	1'42.744	23.530	26.909	24.989	27.316	226.9	4	1'41.532	23.465	26.833	23.282	27.952	225.4
14	1'39.176	22.959	26.210	22.796	27.211	230.7	5	1'46.093	24.015	27.601	24.948	29.529	224.7
14th 80 David ALONSO Valresa GASGAS Asp COL							6	1'40.690	23.406	26.570	23.212	27.502	227.6
Runs=2 Total laps=14 Full laps=11 Valid laps=9							7	1'45.060	23.293	27.502	24.691	29.574	228.4
1	2'58.323	24.373	29.481	25.161	28.723		8	1'43.625	P 23.338	26.655	23.140	30.492	228.4
2	1'43.823	23.979	28.129	23.853	27.862	226.1	9	8'11.876	22.789	26.988	23.189	27.392	
3	1'41.807	* 23.437	27.204*	23.488	27.678	228.4	10	1'41.998	23.007	26.786	23.243	28.962	227.6
4	1'41.185	23.232	27.013	23.269	27.671	229.2	11	1'39.658	23.084	26.416	22.887	27.271	229.2
5	1'42.660	23.964	27.545	23.498	27.653	226.9	12	1'39.380	23.052	26.258	22.770	27.300	229.2
6	1'40.746	23.180	26.873	23.243	27.450	228.4	13	1'44.098	23.044	28.527	25.062	27.465	228.4
7	1'40.426	23.147	26.720	23.116	27.443	226.9	14	1'40.043	23.007	26.475	23.037	27.524	229.2
8	1'40.324	23.056	26.755	23.130	27.383	228.4	18th 18 Matteo BERTELLE Rivacold Snipers Tea ITA						
9	1'44.986	P 23.080	27.167	23.950	30.789	226.9	Runs=2 Total laps=16 Full laps=13 Valid laps=11						
10	7'53.153	24.071	29.849	24.219	27.496		1	2'37.933	23.958	29.077	24.528	27.945	
11	1'39.592	22.941	26.449	22.955	27.247	229.2	2	1'42.509	23.657	27.261	23.762	27.829	228.4
12	1'39.200	22.912	26.348	22.811	27.129	228.4	3	1'41.375	23.450	26.802	23.561	27.562	231.5
13	1'43.488	22.919	30.108	23.323	27.138	229.2	4	1'40.734	23.193	26.627	23.369	27.545	231.5
14	1'38.723	* 22.830	26.189	22.702	27.002*	229.2	5	1'46.380	25.365	28.944	24.490	27.581	229.2
15th 5 Jaume MASIA Leopard Racing SPA							6	1'40.725	23.194	26.667	23.483	27.381	229.2
Runs=2 Total laps=11 Full laps=8 Valid laps=8							7	1'40.884	23.298	26.724	23.189	27.673	229.2
1	6'58.409	24.385	28.293	24.024	27.991		8	1'49.333	P 23.207	30.027	24.470	31.629	229.2
2	1'41.674	23.417	27.255	23.404	27.598	228.4	9	4'38.560	22.379	27.527	23.745	27.761	
3	1'40.879	23.269	26.930	23.198	27.482	227.6	10	1'40.228	* 23.062	26.542	23.158*	27.466	225.4
4	1'40.453	23.186	26.789	23.115	27.363	228.4	11	1'39.590	23.016	26.324	23.063	27.187	226.9
5	1'40.313	23.113	26.621	23.082	27.497	227.6	12	1'50.241	25.171	31.638	25.596	27.836	227.6
6	1'47.381	P 23.099	26.714	25.218	32.350	226.9	13	1'39.534	23.022	26.291	22.997	27.224	230.7
7	8'10.991	28.192	35.428	24.921	28.098		14	1'39.548	23.057	26.360	22.943	27.188	229.9
8	1'39.852	23.099	26.642	22.891	27.220	229.9	15	1'47.199	* 25.50*	30.894	23.540	27.264	228.4
9	1'39.701	22.996	26.496	22.922	27.287	228.4	16	1'39.399	23.073	26.305	22.904	27.117	227.6
10	1'42.720	25.230	27.269	22.978	27.243	228.4	19th 55 Romano FENATI Rivacold Snipers Tea ITA						
11	1'39.224	22.889	26.224	22.905	27.206	229.9	Runs=3 Total laps=12 Full laps=7 Valid laps=6						
16th 38 David SALVADOR CIP Green Power SPA							1	2'11.096	22.956	27.900	23.615	27.866	
Runs=2 Total laps=14 Full laps=11 Valid laps=11							2	1'47.290	23.397	26.788	29.099	28.006	223.2
1	2'33.966	24.091	27.851	23.920	28.028		3	1'40.759	23.235	26.635	23.356	27.533	224.7
2	1'41.559	23.518	26.902	23.417	27.722	223.2	4	1'47.163	P 23.230	26.784	23.189	33.960	223.9
							5	6'00.648	22.471	27.737	23.248	27.625	

Fastest Lap: Joel KELSO CFMOTO Racing Pru AUS **1'38.569** 22.913 26.030 22.641 26.985

These data/results cannot be reproduced, stored and/or transmitted in whole or in part by any manner of electronic, mechanical, photocopying, recording, broadcasting or otherwise now known or herein after developed without the previous express consent by the copyright owner, except for reproduction in daily press and regular printed publications on sale to the public within 60 days of the event related to those data/results and always provided that copyright symbol appears together as follows below.
© DORNA, 2023

Official MotoGP Timing by TISSOT
www.motogp.com

Cheste, Saturday, November 25, 2023

Page 3 of 5



Practice Nr. 3

Moto3

Lap	Lap Time	T1	T2	T3	T4	Speed	Lap	Lap Time	T1	T2	T3	T4	Speed
6	1'40.540 *	23.333	26.766*	23.025	27.416	223.9	2	1'42.695	23.990	27.223	23.636	27.846	225.4
7	1'40.321	23.184	26.618	23.067	27.452	223.9	3	1'41.281	23.546	26.863	23.367	27.505	227.6
8	1'45.113 P	23.58*	27.048	23.765	30.714	223.9	4	1'40.446	23.213	26.543	23.315	27.375	232.2
9	6'36.368	23.193	27.554	23.111	27.414		5	1'40.463	23.251	26.653	23.129	27.430	231.5
10	1'39.401	23.155	26.393	22.654	27.199	223.2	6	1'40.219	23.173	26.506	23.154	27.386	231.5
11	1'39.443	23.070	26.264	22.759	27.350	223.9	7	1'40.639	23.144	26.587	23.123	27.785	232.2
12	1'39.419	23.066	26.324	22.794	27.235	223.2	8	1'41.585	23.375	26.727	23.386	28.097	223.9

20th 72 Taiyo FURUSATO Honda Team Asia JPN
 Runs=2 Total laps=14 Full laps=11 Valid laps=10

1	2'12.786	22.682	27.793	23.912	28.255	
2	1'42.319	23.726	27.015	23.451	28.127	224.7
3	1'41.971	23.538	27.212	23.372	27.849	223.9
4	1'41.573	23.609	26.910	23.317	27.737	224.7
5	1'41.005	23.313	26.768	23.270	27.654	224.7
6	1'43.717	24.134	26.897	23.758	28.928	223.2
7	1'49.131 P	23.464	28.104	24.145	33.418	226.9
8	7'38.164 *	21.052	26.646*	23.178*	27.754	
9	1'39.922	23.021	26.412	23.080	27.409	225.4
10	1'50.473	22.973	32.240	27.220	28.040	225.4
11	1'39.926 *	23.023	26.491	22.997	27.415*	228.4
12	1'39.705	23.019	26.312	23.024	27.350	227.6
13	1'39.471	22.939	26.367	22.860	27.305	228.4
14	1'39.621	22.993	26.347	23.017	27.264	228.4

21st 53 Deniz ÖNCÜ Red Bull KTM Ajo TUR
 Runs=2 Total laps=10 Full laps=6 Valid laps=6

1	7'22.639	25.544	28.512	24.369	28.403	
2	1'44.056	24.236	27.630	24.144	28.046	223.9
3	1'41.692	23.609	27.174	23.343	27.566	224.7
4	1'40.696	23.256	26.822	23.191	27.427	225.4
5	1'40.744	23.175	26.902	23.218	27.449	226.9
6	1'50.015 P	24.006	28.388	25.319	32.302	224.7
7	6'37.051	22.206	26.925	23.024	27.285	
8	1'39.540	23.098	26.387	22.822	27.233	226.9
9	1'53.870	22.842	32.233	25.061	33.734	227.6
10	1'44.626 P	24.00*	27.048	23.211	30.360	228.4

22nd 54 Riccardo ROSSI SIC58 Squadra Corse ITA
 Runs=2 Total laps=12 Full laps=9 Valid laps=7

1	2'38.188	29.984	28.986	24.616	28.021	
2	1'42.527	23.844	27.122	23.739	27.822	226.9
3	1'41.862	23.809	26.949	23.488	27.616	228.4
4	1'42.411 *	24.28*	27.146	23.364	27.620	229.9
5	1'41.258	23.592	26.754	23.269	27.643	227.6
6	1'44.311	23.554	26.781	24.214	29.762	225.4
7	1'46.829 P	23.443	26.723	23.207	33.456	224.7
8	11'17.671 *	43.696	27.758	25.495	28.052*	
9	1'56.830 *	23.453	31.778*	28.246	33.353	226.1
10	1'41.624	23.602	26.951	23.252	27.819	229.2
11	1'39.903	23.298	26.415	22.934	27.256	229.2
12	1'39.554	23.152	26.301	22.911	27.190	228.4

23rd 27 Kaito TOBA SIC58 Squadra Corse JPN
 Runs=2 Total laps=14 Full laps=11 Valid laps=11

1	2'38.798	29.128	29.160	24.522	28.189	
---	----------	--------	--------	--------	--------	--

9	1'45.424 P	23.423	26.995	23.429	31.577	222.5
10	8'03.849	35.887	28.240	25.064	27.838	
11	1'56.197	23.184	34.110	25.419	33.484	229.2
12	1'41.654	23.643	26.873	23.227	27.911	229.2
13	1'39.917	23.186	26.406	22.977	27.348	225.4
14	1'39.684	22.985	26.383	22.965	27.351	226.9

24th 43 Xavier ARTIGAS CFMOTO Racing Pru SPA
 Runs=2 Total laps=12 Full laps=9 Valid laps=8

1	2'02.095	25.020	28.659	24.038	28.318	
2	1'43.129	23.955	27.419	23.846	27.909	221.8
3	1'41.657	23.661	26.950	23.316	27.730	222.5
4	1'41.381	23.437	26.889	23.385	27.670	223.2
5	1'41.367	23.458	26.987	23.321	27.601	223.9
6	1'44.837 P	23.500	26.959	23.768	30.610	223.9
7	11'53.633	30.072	31.975	28.843	31.092	
8	1'41.207	23.409	26.697	23.122	27.979	224.7
9	1'39.869	22.998	26.466	23.042	27.363	228.4
10	1'40.565	23.105	26.709	23.177	27.574	228.4
11	1'42.469	23.183	26.424	25.102	27.760	226.1
12	1'39.542 *	23.074	26.278	22.887	27.303*	227.6

25th 64 Mario AJI Honda Team Asia INA
 Runs=2 Total laps=13 Full laps=10 Valid laps=7

1	2'14.922	23.103	28.422	24.018	28.237	
2	1'42.101 *	23.789	26.975	23.357	27.980*	221.0
3	1'42.977	23.736	27.022	24.437	27.782	221.8
4	1'42.784	23.499	26.770	24.131	28.384	221.8
5	1'42.250 *	23.708	27.063	23.467*	28.012	221.8
6	1'41.791	23.522	26.970	23.332	27.967	217.5
7	1'41.707	23.607	26.924	23.306	27.870	218.2
8	1'52.042 P	26.426	27.817	24.113	33.686	216.2
9	9'20.715	24.357	34.831	25.357	28.709	
10	1'40.690	23.280	26.818	23.001	27.591	224.7
11	1'44.388 *	24.22*	28.568*	24.030	27.569	226.1
12	1'40.976	23.557	26.586	23.187	27.646	221.0
13	1'40.664	23.426	26.540	23.065	27.633	221.8

26th 69 Marcos RUDA Finetwork Intact GP SPA
 Runs=2 Total laps=13 Full laps=10 Valid laps=10

1	2'17.309	23.067	28.862	24.517	28.480	
2	1'43.213	23.860	27.428	23.815	28.110	221.0
3	1'42.446	23.549	27.259	23.600	28.038	222.5
4	1'42.304	23.717	27.165	23.518	27.904	221.8
5	1'41.813	23.555	27.039	23.463	27.756	222.5
6	1'41.818	23.478	27.140	23.501	27.699	224.7
7	1'41.407	23.448	26.840	23.296	27.823	224.7
8	1'49.361 P	24.426	28.219	24.250	32.466	221.8
9	9'20.763	29.995	34.823	25.333	28.021	

Fastest Lap: Joel KELSO CFMOTO Racing Pru AUS **1'38.569** 22.913 26.030 22.641 26.985

These data/results cannot be reproduced, stored and/or transmitted in whole or in part by any manner of electronic, mechanical, photocopying, recording, broadcasting or otherwise now known or herein after developed without the previous express consent by the copyright owner, except for reproduction in daily press and regular printed publications on sale to the public within 60 days of the event related to those data/results and always provided that copyright symbol appears together as follows below.
 © DORNA, 2023

Practice Nr. 3

Moto3

Lap	Lap Time	T1	T2	T3	T4	Speed	Lap	Lap Time	T1	T2	T3	T4	Speed
10	1'41.432	23.435	27.024	23.326	27.647	223.9							
11	1'42.916	24.414	27.460	23.269	27.773	225.4							
12	1'41.123	23.449	26.830	23.139	27.705	222.5							
13	1'40.974	23.394	26.718	23.162	27.700	222.5							

27th 19 **Scott OGDEN** VisionTrack Racing T GBR
 Runs=2 Total laps=8 Full laps=5 Valid laps=5

1	2'14.588	22.586	28.122	23.796	28.152								
2	1'42.125	23.529	27.221	23.341	28.034	224.7							
3	1'42.916	23.789	27.105	24.328	27.694	225.4							
4	1'41.281	23.298	26.905	23.195	27.883	227.6							
5	1'40.997	23.356	26.775	23.244	27.622	225.4							
6	1'41.093	23.300	26.829	23.160	27.804	225.4							
7	1'46.738 P	24.412	27.013	23.370	31.943	223.9							
8	5'05.197	22.811	29.849	27.977	27.880								
	unfinished	23.080	26.545	24.170		227.6							

Fastest Lap: Joel KELSO CFMOTO Racing Pru AUS **1'38.569** 22.913 26.030 22.641 26.985

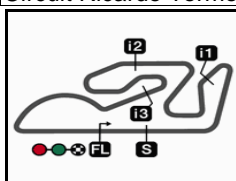
These data/results cannot be reproduced, stored and/or transmitted in whole or in part by any manner of electronic, mechanical, photocopying, recording, broadcasting or otherwise now known or herein after developed without the previous express consent by the copyright owner, except for reproduction in daily press and regular printed publications on sale to the public within 60 days of the event related to those data/results and always provided that copyright symbol appears together as follows below.
 © DORNA, 2023

Official MotoGP Timing by **TISSOT**
 www.motogp.com

Cheste, Saturday, November 25, 2023

Page 5 of 5





4005 m.

GRAN PREMIO MOTUL DE LA COMUNITAT VALENCIANA

Practice Nr. 3

Best Partial Times

Moto3™


IT Ideal Lap Time, sum of the best partial times

BT Best Lap Time

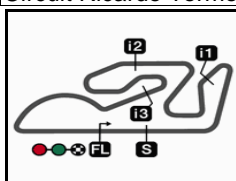
T1		T2		T3		T4				IT		BT	
Pos	Rider	Time	Rider	Time	Rider	Time	Rider	Time	Pos	Rider	IT	BT	
1	I.ORTOLÁ	22.723	J.KELSO	26.030	A.SASAKI	22.577	J.KELSO	26.867	1	J.KELSO	1'38.439	1'38.569	(1)
2	D.HOLGADO	22.731	V.PEREZ	26.113	J.KELSO	22.629	V.PEREZ	26.993	2	A.SASAKI	1'38.591	1'38.623	(2)
3	A.SASAKI	22.748	I.ORTOLÁ	26.141	R.FENATI	22.654	D.HOLGADO	27.013	3	D.HOLGADO	1'38.617	1'38.669	(3)
4	D.MUÑOZ	22.762	R.YAMANAKA	26.179	D.HOLGADO	22.655	D.MUÑOZ	27.020	4	R.YAMANAKA	1'38.714	1'38.889	(5)
5	D.MOREIRA	22.781	D.ALONSO	26.189	R.YAMANAKA	22.663	R.YAMANAKA	27.022	5	V.PEREZ	1'38.733	1'38.733	(4)
6	D.ALONSO	22.830	J.RUEDA	26.210	V.PEREZ	22.699	S.NEPA	27.030	6	I.ORTOLÁ	1'38.818	1'38.899	(7)
7	D.ÖNCÜ	22.842	D.MUÑOZ	26.215	D.ALONSO	22.702	F.FARIOLI	27.038	7	D.ALONSO	1'38.850	1'39.200	(14)
8	R.YAMANAKA	22.850	F.FARIOLI	26.217	C.VEIJER	22.709	A.SASAKI	27.039	8	D.MUÑOZ	1'38.874	1'38.924	(8)
9	F.FARIOLI	22.863	D.HOLGADO	26.218	F.FARIOLI	22.763	A.FERNANDEZ	27.041	9	F.FARIOLI	1'38.881	1'38.897	(6)
10	C.VEIJER	22.884	S.NEPA	26.220	L.FELLON	22.770	I.ORTOLÁ	27.046	10	D.MOREIRA	1'38.905	1'38.931	(9)
11	J.MASIA	22.889	D.SALVADOR	26.221	D.MOREIRA	22.774	D.MOREIRA	27.087	11	C.VEIJER	1'38.987	1'38.987	(10)
12	A.FERNANDEZ	22.903	J.MASIA	26.224	J.RUEDA	22.796	M.BERTELLE	27.117	12	S.NEPA	1'39.036	1'39.090	(11)
13	D.SALVADOR	22.912	A.SASAKI	26.227	A.FERNANDEZ	22.811	D.ALONSO	27.129	13	A.FERNANDEZ	1'39.075	1'39.131	(12)
14	J.KELSO	22.913	C.VEIJER	26.248	D.ÖNCÜ	22.822	C.VEIJER	27.146	14	J.RUEDA	1'39.176	1'39.176	(13)
15	V.PEREZ	22.928	L.FELLON	26.258	S.NEPA	22.851	R.ROSSI	27.190	15	R.FENATI	1'39.183	1'39.401	(19)
16	S.NEPA	22.935	D.MOREIRA	26.263	T.FURUSATO	22.860	R.FENATI	27.199	16	J.MASIA	1'39.210	1'39.224	(15)
17	T.FURUSATO	22.939	R.FENATI	26.264	D.MUÑOZ	22.877	D.SALVADOR	27.200	17	D.SALVADOR	1'39.226	1'39.344	(16)
18	J.RUEDA	22.959	X.ARTIGAS	26.278	X.ARTIGAS	22.887	J.MASIA	27.206	18	D.ÖNCÜ	1'39.284	1'39.540	(21)
19	K.TOBA	22.985	M.BERTELLE	26.291	J.MASIA	22.891	J.RUEDA	27.211	19	L.FELLON	1'39.306	1'39.380	(17)
20	X.ARTIGAS	22.998	R.ROSSI	26.301	D.SALVADOR	22.893	D.ÖNCÜ	27.233	20	M.BERTELLE	1'39.328	1'39.399	(18)
21	L.FELLON	23.007	T.FURUSATO	26.312	M.BERTELLE	22.904	T.FURUSATO	27.264	21	T.FURUSATO	1'39.375	1'39.471	(20)
22	M.BERTELLE	23.016	A.FERNANDEZ	26.320	I.ORTOLÁ	22.908	L.FELLON	27.271	22	X.ARTIGAS	1'39.526	1'39.869	(24)
23	R.FENATI	23.066	K.TOBA	26.383	R.ROSSI	22.911	K.TOBA	27.348	23	R.ROSSI	1'39.554	1'39.554	(22)
24	S.ODGEN	23.080	D.ÖNCÜ	26.387	K.TOBA	22.965	X.ARTIGAS	27.363	24	K.TOBA	1'39.681	1'39.684	(23)

These data/results cannot be reproduced, stored and/or transmitted in whole or in part by any manner of electronic, mechanical, photocopying, recording, broadcasting or otherwise now known or herein after developed without the previous express consent by the copyright owner, except for reproduction in daily press and regular printed publications on sale to the public within 60 days of the event related to those data/results and always provided that copyright symbol appears together as follows below.
© DORNA, 2023

Circuit Ricardo Tormo

Results and timing service provided by  **TISSOT**

Moto3™



4005 m.

GRAN PREMIO MOTUL DE LA COMUNITAT VALENCIANA

Practice Nr. 3

Best Partial Times

IT Ideal Lap Time, sum of the best partial times

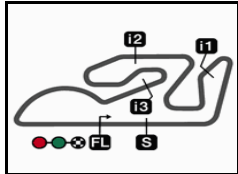
BT Best Lap Time

T1		T2		T3		T4				<i>IT</i>	<i>BT</i>	
<i>Pos</i>	<i>Rider</i>	<i>Time</i>	<i>Rider</i>	<i>Time</i>	<i>Rider</i>	<i>Time</i>	<i>Rider</i>	<i>Time</i>	<i>Pos</i>	<i>Rider</i>		
25	R.ROSSI	23.152	M.AJI	26.540	M.AJI	23.001	M.AJI	27.569	25	M.AJI	1'40.390	1'40.664 (25)
26	M.AJI	23.280	S.OGDEN	26.545	M.RUDA	23.139	S.OGDEN	27.622	26	S.OGDEN	1'40.407	1'40.997 (27)
27	M.RUDA	23.394	M.RUDA	26.718	S.OGDEN	23.160	M.RUDA	27.647	27	M.RUDA	1'40.898	1'40.974 (26)

These data/results cannot be reproduced, stored and/or transmitted in whole or in part by any manner of electronic, mechanical, photocopying, recording, broadcasting or otherwise now known or herein after developed without the previous express consent by the copyright owner, except for reproduction in daily press and regular printed publications on sale to the public within 60 days of the event related to those data/results and always provided that copyright symbol appears together as follows below.
© DORNA, 2023

Official MotoGP Timing by **TISSOT**
www.motogp.com






4005 m.

GRAN PREMIO MOTUL DE LA COMUNITAT VALENCIANA

Practice Nr. 3

Fastest Laps Sequence

<i>Practice Time</i>	 <i>Rider</i>	<i>Nation</i>	<i>Motorcycle</i>	<i>Time</i>	<i>Km/h</i>	<i>Rider's Lap</i>
3'45.224	43 Xavier ARTIGAS	SPA	CFMOTO	1'43.129	139.8	2
3'55.105	72 Taiyo FURUSATO	JPN	HONDA	1'42.319	140.9	2
3'56.713	19 Scott OGDEN	GBR	HONDA	1'42.125	141.1	2
4'14.380	7 Filippo FARIOLI	ITA	KTM	1'41.257	142.3	2
5'39.145	55 Romano FENATI	ITA	HONDA	1'40.759	143.0	3
6'01.602	10 Diogo MOREIRA	BRA	KTM	1'40.735	143.1	3
6'05.442	44 David MUÑOZ	SPA	KTM	1'40.395	143.6	3
7'41.900	10 Diogo MOREIRA	BRA	KTM	1'40.298	143.7	4
7'42.840	6 Ryusei YAMANAKA	JPN	GASGAS	1'40.181	143.9	4
7'45.366	44 David MUÑOZ	SPA	KTM	1'39.924	144.2	4
9'24.986	44 David MUÑOZ	SPA	KTM	1'39.620	144.7	5
13'15.042	95 Collin VEIJER	NED	HUSQVARNA	1'39.568	144.8	7
19'14.002	7 Filippo FARIOLI	ITA	KTM	1'39.467	144.9	9
21'45.315	71 Ayumu SASAKI	JPN	HUSQVARNA	1'39.019	145.6	8
23'24.209	71 Ayumu SASAKI	JPN	HUSQVARNA	1'38.894	145.7	9
24'12.439	96 Daniel HOLGADO	SPA	KTM	1'38.849	145.8	12
26'50.337	71 Ayumu SASAKI	JPN	HUSQVARNA	1'38.623	146.1	11
27'55.054	66 Joel KELSO	AUS	CFMOTO	1'38.569	146.2	13

These data/results cannot be reproduced, stored and/or transmitted in whole or in part by any manner of electronic, mechanical, photocopying, recording, broadcasting or otherwise now known or herein after developed without the previous express consent by the copyright owner, except for reproduction in daily press and regular printed publications on sale to the public within 60 days of the event related to those data/results and always provided that copyright symbol appears together as follows below.

© DORNA, 2023

Official MotoGP Timing by TISSOT
www.motogp.com

Cheste, Saturday, November 25, 2023

