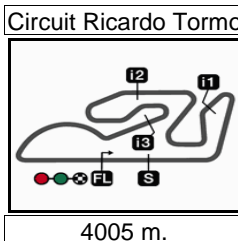


GRAN PREMIO MOTUL DE LA COMUNITAT VALENCIANA


Race

Classification after 20 laps = 80.1 km

29



4005 m.

Pos		Rider	Nation	Team	Motorcycle	Total Time	Km/h	Gap
1	25	71 Ayumu SASAKI	JPN	Liqui Moly Husqvarna Intact GP	HUSQVARNA	33'03.409	145.3	
2	20	80 David ALONSO	COL	Valresa GASGAS Aspar Team	GASGAS	33'03.491	145.3	0.082
3	16	48 Ivan ORTOLÁ	SPA	Angeluss MTA Team	KTM	33'03.537	145.3	0.128
4	13	95 Collin VEIJER	NED	Liqui Moly Husqvarna Intact GP	HUSQVARNA	33'03.675	145.3	0.266
5	11	53 Deniz ÖNCÜ	TUR	Red Bull KTM Ajo	KTM	33'03.793	145.3	0.384
6	10	99 José Antonio RUEDA	SPA	Red Bull KTM Ajo	KTM	33'06.998	145.1	3.589
7	9	66 Joel KELSO	AUS	CFMOTO Racing PruestelGP	CFMOTO	33'08.032	145.0	4.623
8	8	96 Daniel HOLGADO	SPA	Red Bull KTM Tech3	KTM	33'09.514	144.9	6.105
9	7	44 David MUÑOZ	SPA	BOE Motorsports	KTM	33'09.714	144.9	6.305
10	6	6 Ryusei YAMANAKA	JPN	Valresa GASGAS Aspar Team	GASGAS	33'10.316	144.8	6.907
11	5	72 Taiyo FURUSATO	JPN	Honda Team Asia	HONDA	33'12.575	144.7	9.166
12	4	7 Filippo FARIOLI	ITA	Red Bull KTM Tech3	KTM	33'13.072	144.6	9.663
13	3	5 Jaume MASIA	SPA	Leopard Racing	HONDA	33'13.855	144.6	10.446
14	2	31 Adrian FERNANDEZ	SPA	Leopard Racing	HONDA	33'13.965	144.6	10.556
15	1	82 Stefano NEPA	ITA	Angeluss MTA Team	KTM	33'14.871	144.5	11.462
16		55 Romano FENATI	ITA	Rivacold Snipers Team	HONDA	33'17.375	144.3	13.966
17		54 Riccardo ROSSI	ITA	SIC58 Squadra Corse	HONDA	33'17.409	144.3	14.000
18		18 Matteo BERTELLE	ITA	Rivacold Snipers Team	HONDA	33'28.881	143.5	25.472
19		43 Xavier ARTIGAS	SPA	CFMOTO Racing PruestelGP	CFMOTO	33'31.763	143.3	28.354
20		27 Kaito TOBA	JPN	SIC58 Squadra Corse	HONDA	33'31.829	143.3	28.420
21		38 David SALVADOR	SPA	CIP Green Power	KTM	33'37.317	142.9	33.908
22		69 Marcos RUDA	SPA	Finetwork Intact GP	HUSQVARNA	33'40.041	142.7	36.632
23		64 Mario AJI	INA	Honda Team Asia	HONDA	33'40.194	142.7	36.785
Not classified								
		20 Lorenzo FELLON	FRA	CIP Green Power	KTM	3'28.613	138.2	18 laps
Not finished first lap								
		21 Vicente PEREZ	SPA	BOE Motorsports	KTM			
		10 Diogo MOREIRA	BRA	MT Helmets - MSI	KTM			

The results are provisional until the end of the limit for protest and appeals.

Time limit for protest expires 60' after publication of the results - Time:

These data/results cannot be reproduced, stored and/or transmitted in whole or in part by any manner of electronic, mechanical, photocopying, recording, broadcasting or otherwise now known or herein after developed without the previous express consent by the copyright owner, except for reproduction in daily press and regular printed publications on sale to the public within 60 days of the event related to those data/results and always provided that copyright symbol appears together as follows below.


© DORNA, 2023

GRAN PREMIO MOTUL DE LA COMUNITAT VALENCIANA

Race

Classification after 20 laps = 80.1 km

29

Pos	 Rider	Nation	Team	Motorcycle	Total Time	Km/h	Gap
-----	---	--------	------	------------	------------	------	-----

Race condition: **Dry**

Air: 16°

Humidity: 54%

Ground: 17°

Pole Position:

Fastest Lap (New record):

Best Race Lap:

All Time Lap Record:

	Collin VEIJER	1'38.311	146.6 Km/h
Lap 14	David ALONSO	1'38.438	146.4 Km/h
2022	Deniz ÖNCÜ	1'38.790	145.9 Km/h
2020	Darryn BINDER	1'38.286	146.6 Km/h

11:46'03

11:51'34

12:00'01

12:02'48

12:03'20 Vicente PEREZ

12:03'20 Diogo MOREIRA

12:03'52 -

12:06'19 Xavier ARTIGAS

12:07'05 Lorenzo FELLON

12:11'00 Xavier ARTIGAS12:21'29 Filippo FARIOLI12:31'56 Romano FENATI

SIGHTING LAP START

All bikes on grid

WARM UP LAP START

RACE START

crashed out - Rider OK

crashed out - Rider OK

No jump startsdouble long lap penalty due to irresponsible riding

crashed out - Rider OK

double long lap penalty - COMPLETEDtrack limits warningtrack limits warning

The results are provisional until the end of the limit for protest and appeals.

Time limit for protest expires 60' after publication of the results - Time:

These data/results cannot be reproduced, stored and/or transmitted in whole or in part by any manner of electronic, mechanical, photocopying, recording, broadcasting or otherwise now known or herein after developed without the previous express consent by the copyright owner, except for reproduction in daily press and regular printed publications on sale to the public within 60 days of the event related to those data/results and always provided that copyright symbol appears together as follows below.

© DORNA, 2023

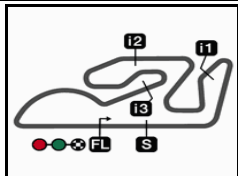
Official MotoGP Timing by TISSOT

www.motogp.com

Cheste, Sunday, November 26, 2023

Page 2 of 2





4005 m.

GRAN PREMIO MOTUL DE LA COMUNITAT VALENCIANA

Moto3™

World Championship Classification

30

Rider		Points	Leader	Previous	POR	ARG	AME	SPA	FRA	ITA	GER	NED	GBR	AUT	CAT	RSM	IND	JPN	INA	AUS	THA	MAL	QAT	VAL	
1	MASIA Jaume	SPA	274		11	-	20	16	16	11	10	25	0	-	20	20	25	25	10	8	13	16	25	3	
2	SASAKI Ayumu	JPN	268	6	6	10	-	-	13	20	16	20	20	16	13	9	16	20	0	20	-	20	10	25	
3	ALONSO David	COL	245	29	23	-	2	8	20	8	13	11	3	25	0	25	25	11	9	20	-	25	-	20	20
4	ÖNCÜ Deniz	TUR	223	51	22	6	0	10	7	10	20	25	16	5	25	5	16	2	-	8	25	11	5	16	11
5	HOLGADO Daniel	SPA	220	54	3	25	13	11	10	25	25	16	0	16	20	0	0	13	16	2	3	10	-	7	8
6	ORTOLÁ Ivan	SPA	187	87	33	-	0	25	25	13	5	13	13	11	-	8	8	11	7	-	5	13	1	16	
7	VEIJER Collin	NED	149	125	38	4	0	3	0	1	10	-	9	7	13	-	11	-	5	13	13	16	25	6	13
8	MOREIRA Diogo	BRA	131	143	18	16	20	13	6	-	9	9	4	9	8	0	4	3	2	25	-	3	-	0	-
9	RUEDA José Antonio	SPA	121	153	10	13	0	6	11	7	2	3	10	8	5	16	7	6	6	11	0	0	-	0	10
10	MUÑOZ David	SPA	113	161	8	20	0	-	-	-	4	11	11	7	-	13	10	10	16	-	-	0	4	7	
11	TOBA Kaito	JPN	105	169	8	5	9	5	-	4	6	2	5	2	2	9	10	20	8	4	0	6	-	8	0
12	NEPA Stefano	ITA	102	172	3	9	10	-	1	6	7	7	6	4	6	11	3	7	13	6	4	0	1	0	1
13	YAMANAKA Ryusei	JPN	84	190	18	0	7	7	0	11	1	8	1	1	9	7	2	1	7	1	1	7	7	0	6
14	ROSSI Riccardo	ITA	79	195	5	1	-	1	-	0	8	0	0	3	10	10	0	9	3	3	10	8	-	13	0
15	ARTIGAS Xavier	SPA	77	197	2	8	8	16	9	9	-	5	2	0	0	4	0	4	-	0	0	2	10	0	0
16	FURUSATO Taiyo	JPN	63	211	14	0	0	0	0	-	-	6	0	0	0	3	5	-	4	9	9	20	-	2	5
17	KELSO Joel	AUS	61	213	2	7	-	-	0	5	-	0	7	0	0	-	0	-	1	0	16	4	9	3	9
18	BERTELLE Matteo	ITA	57	217	4	0	4	-	3	0	4	-	0	-	4	6	0	-	-	5	7	9	6	9	0
19	SUZUKI Tatsuki	JPN	50	224	7	2	25	-	8	3	-	-	-	-	3	8	1	-	-	-	-	-	-	-	-
20	FENATI Romano	ITA	35	239	15	0	3	0	5	0	0	0	8	6	0	2	6	-	-	-	-	-	-	5	0
21	SALVADOR David	SPA	31	243	4	3	6	9	-	2	0	0	0	10	1	0	-	-	-	-	-	0	0	0	0
22	FERNANDEZ Adrian	SPA	25	249	6	-	-	-	-	-	-	0	-	-	-	-	-	-	-	-	11	1	11	0	2

These data/results cannot be reproduced, stored and/or transmitted in whole or in part by any manner of electronic, mechanical, photocopying, recording, broadcasting or otherwise now known or herein after developed without the previous express consent by the copyright owner, except for reproduction in daily press and regular printed publications on sale to the public within 60 days of the event related to those data/results and always provided that copyright symbol appears together as follows below.

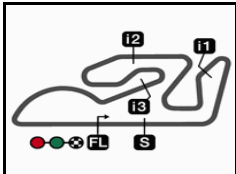
© DORNA, 2023

Official MotoGP Timing by TISSOT
www.motogp.com

Cheste, Sunday, November 26, 2023

Page 1 of 3





4005 m.

GRAN PREMIO MOTUL DE LA COMUNITAT VALENCIANA

Moto3™

World Championship Classification

30

Rider		Points	Leader	Previous	POR	ARG	AME	SPA	FRA	ITA	GER	NED	GBR	AUT	CAT	RSM	IND	JPN	INA	AUS	THA	MAL	QAT	VAL	
23	OGDEN Scott	GBR	24	250	1	-	11	2	4	-	3	0	0	0	0	1	0	-	0	-	-	0	3	0	-
24	FARIOLI Filippo	ITA	19	255	5	-	0	0	2	0	-	0	0	0	0	-	0	5	0	0	-	0	8	-	4
25	MIGNO Andrea	ITA	17	257	2	-	16	0	0	-	0	1	0	-	-	-	-	-	-	-	-	-	-	-	-
26	PEREZ Vicente	SPA	15	259	2	-	-	-	-	-	-	-	-	-	-	-	-	-	-	-	-	0	4	11	-
27	FELLON Lorenzo	FRA	6	268	9	-	-	-	-	-	-	-	0	0	0	0	0	0	0	0	6	0	0	0	-
28	AZMAN Syarifuddin	MAL	5	269	1	0	5	-	0	-	-	-	-	0	0	0	0	0	0	-	0	0	0	0	-
29	CARRARO Nicola Fabio	ITA	5	269	0	-	-	-	-	-	-	-	-	-	-	-	-	-	0	5	0	-	-	-	-
30	WHATLEY Joshua	GBR	5	269	0	0	1	-	0	0	0	0	-	0	0	0	0	0	0	2	0	2	-	-	-
31	AJI Mario	INA	4	270	1	0	-	4	0	0	0	0	0	0	0	0	0	0	0	-	0	0	0	0	0
32	ALMANSA David	SPA	0	274	4	-	0	0	0	-	-	-	-	-	0	-	-	0	-	-	-	-	-	-	-
33	ADITAMA Arbi	INA	0	274	0	-	-	-	-	-	-	-	-	-	-	-	-	0	-	-	-	-	-	-	-
34	BUASRI Tatchakorn	THA	0	274	0	-	-	-	-	-	0	-	-	0	0	-	-	-	-	-	0	-	-	-	-
35	CARRASCO Ana	SPA	0	274	0	0	0	0	0	0	0	0	0	0	0	0	0	0	-	-	-	-	-	-	-
36	LUNETTA Luca	ITA	0	274	0	-	-	-	-	0	-	-	-	-	-	-	-	-	-	-	-	-	-	-	-
37	SHAHRIL Danial	MAL	0	274	0	-	-	-	-	-	0	-	-	-	-	-	0	-	-	-	-	-	-	-	-
38	DETTWILER Noah	SWI	0	274	0	-	-	-	-	-	-	-	-	0	-	-	-	-	0	-	-	-	-	-	-
39	RUDA Marcos	SPA	0	274	0	-	-	-	-	-	-	-	-	-	-	-	-	-	-	-	-	-	-	-	0
40	KEANKUM Krittapat	THA	0	274	0	-	-	-	-	-	-	-	-	-	-	-	-	-	-	-	0	-	-	-	-

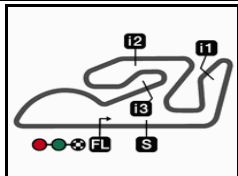
These data/results cannot be reproduced, stored and/or transmitted in whole or in part by any manner of electronic, mechanical, photocopying, recording, broadcasting or otherwise now known or herein after developed without the previous express consent by the copyright owner, except for reproduction in daily press and regular printed publications on sale to the public within 60 days of the event related to those data/results and always provided that copyright symbol appears together as follows below.
© DORNA, 2023

Official MotoGP Timing by TISSOT
www.motogp.com

Cheste, Sunday, November 26, 2023

Page 2 of 3





4005 m.

GRAN PREMIO MOTUL DE LA COMUNITAT VALENCIANA

Moto3™

World Championship Classification

30

Constructor		Points	Leader	Previous	POR	ARG	AME	SPA	FRA	ITA	GER	NED	GBR	AUT	CAT	RSM	IND	JPN	INA	AUS	THA	MAL	QAT	VAL
1	KTM	394			25	20	25	25	25	25	25	16	16	25	16	16	13	16	25	25	11	13	16	16
2	HONDA	327	67	67	11	25	20	16	16	11	10	25	6	10	20	20	25	25	10	11	20	16	25	5
3	HUSQVARNA	307	87	20	10	-	3	13	20	16	20	20	20	16	13	11	16	20	13	20	16	25	10	25
4	GASGAS	270	124	37	-	7	8	20	11	13	11	3	25	9	25	25	11	9	20	1	25	7	20	20
5	CFMOTO	113	281	157	8	8	16	9	9	-	5	7	-	-	4	-	4	1	-	16	4	10	3	9

Team		Points	Leader	Previous	POR	ARG	AME	SPA	FRA	ITA	GER	NED	GBR	AUT	CAT	RSM	IND	JPN	INA	AUS	THA	MAL	QAT	VAL
1	LIQUI MOLY HUSQVARNA INTACT GP	417			14	-	3	13	21	26	20	29	27	29	13	20	16	25	13	33	16	45	16	38
2	LEOPARD RACING	349	68	68	13	25	20	24	19	11	10	25	-	3	28	21	25	25	10	19	14	27	25	5
3	RED BULL KTM AJO	344	73	5	19	-	16	18	17	22	28	26	13	30	21	23	8	6	19	25	11	5	16	21
4	VALRESA GASGAS ASPAR TEAM	329	88	15	-	9	15	20	19	14	19	4	26	9	32	27	12	16	21	1	32	7	20	26
5	ANGELUSS MTA TEAM	289	128	40	9	10	25	26	19	12	20	19	17	17	11	11	15	24	13	4	5	14	1	17
6	RED BULL KTM TECH3	239	178	50	25	13	11	12	25	25	16	-	16	20	-	-	18	16	2	3	10	8	7	12
7	SIC58 SQUADRA CORSE	184	233	55	6	9	6	-	4	14	2	5	5	12	19	10	29	11	7	10	14	-	21	-
8	CFMOTO RACING PRUESTELGP	138	279	46	15	8	16	9	14	-	5	9	-	-	4	-	4	1	-	16	6	19	3	9
9	MT HELMETS - MSI	136	281	2	16	25	13	6	-	9	9	4	9	8	-	4	3	2	25	-	3	-	-	-
10	BOE MOTORSPORTS	128	289	8	20	-	-	-	-	-	4	11	11	7	-	13	10	10	16	-	-	4	15	7
11	RIVACOLD SNIPERS TEAM	97	320	31	-	7	-	8	-	4	-	8	6	4	8	6	-	-	5	12	9	6	14	-
12	HONDA TEAM ASIA	67	350	30	-	-	4	-	-	-	6	-	-	-	3	5	-	4	9	9	20	-	2	5
13	CIP GREEN POWER	54	363	13	3	22	9	-	2	-	1	-	10	1	-	-	-	-	-	6	-	-	-	-
14	VISIONTRACK RACING TEAM	29	388	25	-	12	2	4	-	3	-	-	-	-	1	-	-	-	-	2	-	5	-	-

These data/results cannot be reproduced, stored and/or transmitted in whole or in part by any manner of electronic, mechanical, photocopying, recording, broadcasting or otherwise now known or herein after developed without the previous express consent by the copyright owner, except for reproduction in daily press and regular printed publications on sale to the public within 60 days of the event related to those data/results and always provided that copyright symbol appears together as follows below.
© DORNA, 2023

Official MotoGP Timing by 
www.motogp.com

Cheste, Sunday, November 26, 2023

Page 3 of 3

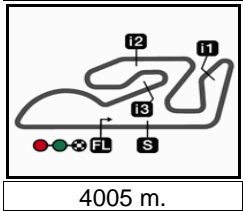



GRAN PREMIO MOTUL DE LA COMUNITAT VALENCIANA

Race

Lap Chart

31



4005 m.

Pos	1	2	3	4	5	6	7	8	9	10	11	12	13	14	15	16	17	18	19	20	21	22	23	24	25	26
Grid	95	71	53	66	80	48	99	5	44	6	82	31	21	7	54	72	10	96	18	55	27	43	38	20	69	64

	1	71	95	53	66	48	80	99	5	44	82	72	31	6	38	7	54	18	55	69	64	43	20	27	96
	2	95	53	71	66	48	80	99	5	44	72	31	6	82	7	38	54	18	55	43	69	20	27	96	64
	3	95	53	71	66	48	80	99	44	5	31	72	6	7	82	38	54	18	55	43	96	69	27	64	
	4	95	71	53	66	80	48	99	44	5	31	72	6	7	82	38	54	55	18	96	27	69	64	43	
	5	95	71	53	80	48	66	99	44	5	31	6	72	7	82	38	54	55	96	18	27	69	64	43	
	6	95	71	53	80	48	66	99	44	5	31	6	72	7	82	54	96	55	38	18	27	69	64	43	
	7	95	71	53	80	48	66	99	5	44	6	72	31	7	96	82	54	55	18	38	27	69	64	43	
	8	95	71	53	80	48	66	99	5	44	6	72	31	96	7	82	54	55	18	38	27	69	64	43	
	9	95	53	80	71	48	66	99	5	44	6	72	96	31	82	7	55	54	18	38	27	69	64	43	
	10	95	53	71	80	48	66	99	5	6	44	72	96	82	31	7	55	54	18	38	27	69	64	43	
L	11	95	71	53	80	48	99	66	96	5	6	44	72	31	82	7	55	54	18	38	27	43	69	64	
a	12	95	71	53	80	48	99	66	96	44	6	5	31	72	82	7	55	54	18	38	27	43	69	64	
P	13	95	71	80	48	53	99	66	96	44	6	5	31	72	7	82	55	54	18	38	43	27	69	64	
S	14	95	80	71	48	53	99	66	96	44	6	5	31	72	82	7	55	54	18	38	43	27	69	64	
	15	95	80	71	48	53	99	66	96	6	44	5	31	72	82	7	55	54	18	43	27	38	69	64	
	16	71	48	80	95	53	99	66	96	6	44	31	72	82	5	7	55	54	18	43	27	38	69	64	
	17	71	48	80	95	53	99	66	96	44	6	31	72	82	7	5	55	54	18	27	43	38	69	64	
	18	71	80	48	95	53	99	66	96	44	6	31	72	82	7	5	55	54	18	27	43	38	69	64	
	19	71	80	95	48	53	99	66	96	44	6	31	72	82	7	5	55	54	18	27	43	38	69	64	
	20	71	80	48	95	53	99	66	96	44	6	72	7	5	31	82	55	54	18	43	27	38	69	64	

Winner Lapped rider

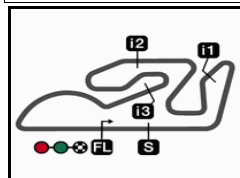
These data/results cannot be reproduced, stored and/or transmitted in whole or in part by any manner of electronic, mechanical, photocopying, recording, broadcasting or otherwise now known or herein after developed without the previous express consent by the copyright owner, except for reproduction in daily press and regular printed publications on sale to the public within 60 days of the event related to those data/results and always provided that copyright symbol appears together as follows below.

© DORNA, 2023

Official MotoGP Timing by TISSOT
www.motogp.com

Cheste, Sunday, November 26, 2023






4005 m.

GRAN PREMIO MOTUL DE LA COMUNITAT VALENCIANA

Race

Fastest Lap of Each Rider

32

	Rider	Nation	Team	Motorcycle	Time	Lap Total	Gap
1	80 David ALONSO	COL	Valresa GASGAS Aspar Team	GASGAS	1'38.438	14 20	
2	71 Ayumu SASAKI	JPN	Liqui Moly Husqvarna Intact GP	HUSQVARNA	1'38.474	10 20	0.036 0.036
3	48 Ivan ORTOLÁ	SPA	Angeluss MTA Team	KTM	1'38.517	6 20	0.079 0.043
4	53 Deniz ÖNCÜ	TUR	Red Bull KTM Ajo	KTM	1'38.562	10 20	0.124 0.045
5	95 Collin VEIJER	NED	Liqui Moly Husqvarna Intact GP	HUSQVARNA	1'38.577	10 20	0.139 0.015
6	96 Daniel HOLGADO	SPA	Red Bull KTM Tech3	KTM	1'38.590	10 20	0.152 0.013
7	66 Joel KELSO	AUS	CFMOTO Racing PruestelGP	CFMOTO	1'38.620	6 20	0.182 0.030
8	99 José Antonio RUEDA	SPA	Red Bull KTM Ajo	KTM	1'38.629	5 20	0.191 0.009
9	44 David MUÑOZ	SPA	BOE Motorsports	KTM	1'38.632	17 20	0.194 0.003
10	5 Jaume MASIA	SPA	Leopard Racing	HONDA	1'38.784	5 20	0.346 0.152
11	6 Ryusei YAMANAKA	JPN	Valresa GASGAS Aspar Team	GASGAS	1'38.797	17 20	0.359 0.013
12	82 Stefano NEPA	ITA	Angeluss MTA Team	KTM	1'38.827	17 20	0.389 0.030
13	72 Taiyo FURUSATO	JPN	Honda Team Asia	HONDA	1'38.839	9 20	0.401 0.012
14	7 Filippo FARIOLI	ITA	Red Bull KTM Tech3	KTM	1'38.869	19 20	0.431 0.030
15	31 Adrian FERNANDEZ	SPA	Leopard Racing	HONDA	1'38.972	15 20	0.534 0.103
16	55 Romano FENATI	ITA	Rivacold Snipers Team	HONDA	1'39.090	5 20	0.652 0.118
17	54 Riccardo ROSSI	ITA	SIC58 Squadra Corse	HONDA	1'39.166	2 20	0.728 0.076
18	38 David SALVADOR	SPA	CIP Green Power	KTM	1'39.233	2 20	0.795 0.067
19	43 Xavier ARTIGAS	SPA	CFMOTO Racing PruestelGP	CFMOTO	1'39.271	3 20	0.833 0.038
20	18 Matteo BERTELLE	ITA	Rivacold Snipers Team	HONDA	1'39.362	5 20	0.924 0.091
21	27 Kaito TOBA	JPN	SIC58 Squadra Corse	HONDA	1'39.813	14 20	1.375 0.451
22	20 Lorenzo FELLON	FRA	CIP Green Power	KTM	1'40.020	2 2	1.582 0.207
23	64 Mario AJI	INA	Honda Team Asia	HONDA	1'40.134	10 20	1.696 0.114
24	69 Marcos RUDA	SPA	Finetwork Intact GP	HUSQVARNA	1'40.166	10 20	1.728 0.032

These data/results cannot be reproduced, stored and/or transmitted in whole or in part by any manner of electronic, mechanical, photocopying, recording, broadcasting or otherwise now known or herein after developed without the previous express consent by the copyright owner, except for reproduction in daily press and regular printed publications on sale to the public within 60 days of the event related to those data/results and always provided that copyright symbol appears together as follows below.

© DORNA, 2023

GRAN PREMIO MOTUL DE LA COMUNITAT VALENCIANA

After the Race

Event Best Maximum Speed

33



Rider	Nation Team	Motorcycle	Km/h	
10 Diogo MOREIRA	BRA MT Helmets - MSI	KTM	235.4	Practice Nr. 3
96 Daniel HOLGADO	SPA Red Bull KTM Tech3	KTM	234.6	Race
31 Adrian FERNANDEZ	SPA Leopard Racing	HONDA	234.6	Race
5 Jaume MASIA	SPA Leopard Racing	HONDA	234.6	Practice Nr. 1
66 Joel KELSO	AUS CFMOTO Racing PruestelGP	CFMOTO	234.6	Practice Nr. 3
80 David ALONSO	COL Valresa GASGAS Aspar Team	GASGAS	233.8	Race
82 Stefano NEPA	ITA Angeluss MTA Team	KTM	233.0	Practice Nr. 3
44 David MUÑOZ	SPA BOE Motorsports	KTM	233.0	Practice Nr. 3
71 Ayumu SASAKI	JPN Liqui Moly Husqvarna Intact GP	HUSQVARNA	233.0	Race
99 José Antonio RUEDA	SPA Red Bull KTM Ajo	KTM	233.0	Race
6 Ryusei YAMANAKA	JPN Valresa GASGAS Aspar Team	GASGAS	232.2	Practice Nr. 3
27 Kaito TOBA	JPN SIC58 Squadra Corse	HONDA	232.2	Practice Nr. 3
48 Ivan ORTOLÁ	SPA Angeluss MTA Team	KTM	232.2	Race
54 Riccardo ROSSI	ITA SIC58 Squadra Corse	HONDA	232.2	Race
72 Taiyo FURUSATO	JPN Honda Team Asia	HONDA	232.2	Race
95 Collin VEIJER	NED Liqui Moly Husqvarna Intact GP	HUSQVARNA	232.2	Race
53 Deniz ÖNCÜ	TUR Red Bull KTM Ajo	KTM	231.5	Race
7 Filippo FARIOLI	ITA Red Bull KTM Tech3	KTM	231.5	Race
38 David SALVADOR	SPA CIP Green Power	KTM	231.5	Race
18 Matteo BERTELLE	ITA Rivacold Snipers Team	HONDA	231.5	Practice Nr. 3
43 Xavier ARTIGAS	SPA CFMOTO Racing PruestelGP	CFMOTO	229.9	Race
21 Vicente PEREZ	SPA BOE Motorsports	KTM	229.9	Practice Nr. 3
20 Lorenzo FELLON	FRA CIP Green Power	KTM	229.9	Race
19 Scott OGDEN	GBR VisionTrack Racing Team	HONDA	229.2	Practice Nr. 1
55 Romano FENATI	ITA Rivacold Snipers Team	HONDA	229.2	Race
63 Syarifuddin AZMAN	MAL MT Helmets - MSI	KTM	226.9	Practice Nr. 1
64 Mario AJI	INA Honda Team Asia	HONDA	226.1	Practice Nr. 3
69 Marcos RUDA	SPA Finetwork Intact GP	HUSQVARNA	225.4	Race
92 David ALMANSA	SPA Finetwork Intact GP	HUSQVARNA	222.5	Practice Nr. 1

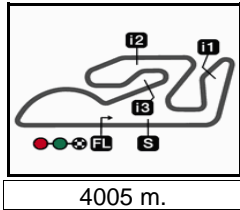
These data/results cannot be reproduced, stored and/or transmitted in whole or in part by any manner of electronic, mechanical, photocopying, recording, broadcasting or otherwise now known or herein after developed without the previous express consent by the copyright owner, except for reproduction in daily press and regular printed publications on sale to the public within 60 days of the event related to those data/results and always provided that copyright symbol appears together as follows below.

© DORNA, 2023

Official MotoGP Timing by TISSOT
www.motogp.com

Cheste, Sunday, November 26, 2023





4005 m.

GRAN PREMIO MOTUL DE LA COMUNITAT VALENCIANA

Race

Chronological Analysis of Performances

34

* Lap / Sector time cancelled

T1 Time from finish line to 1st intermediate

T3 Time from 2nd intermed. to 3rd intermed.

P Crossing the finish line in pit lane

T2 Time from 1st intermed. to 2nd intermed.

T4 Time from 3rd intermediate to finish line

Lap	Lap Time	T1	T2	T3	T4	Speed	Lap	Lap Time	T1	T2	T3	T4	Speed		
1st	71	Ayumu SASAKI Liqui Moly Husqvarna JPN						3rd	48	Ivan ORTOLÁ Angeluss MTA Team SPA					
		Runs=1	Total laps=20	Full laps=19	Valid laps=19				Runs=1	Total laps=20	Full laps=19	Valid laps=19			
1	1'44.984	28.549	26.399	22.867	27.169	167.7	1	1'45.541	29.055	26.383	22.961	27.142	172.7		
2	1'39.145	23.098	26.189	22.751	27.107	223.9	2	1'38.875	23.024	26.156	22.837	26.858	232.2		
3	1'38.699	22.861	26.053	22.714	27.071	231.5	3	1'38.709	23.016	26.021	22.785	26.887	230.7		
4	1'38.539	22.841	26.037	22.684	26.977	227.6	4	1'39.010	23.004	26.012	22.790	27.204	231.5		
5	1'38.736	22.874	26.066	22.727	27.069	227.6	5	1'38.591	22.858	25.961	22.803	26.969	229.2		
6	1'38.726	22.910	26.124	22.654	27.038	226.1	6	1'38.517	22.834	26.012	22.754	26.917	229.9		
7	1'38.694	22.930	26.106	22.658	27.000	225.4	7	1'38.733	22.943	25.993	22.863	26.934	230.7		
8	1'38.793	22.920	26.057	22.765	27.051	225.4	8	1'38.755	22.864	26.022	22.880	26.989	229.9		
9	1'39.032	22.899	26.093	22.728	27.312	226.1	9	1'38.776	22.918	26.016	22.805	27.037	230.7		
10	1'38.474	22.813	26.001	22.762	26.898	230.7	10	1'38.652	22.920	25.926	22.827	26.979	230.7		
11	1'38.520	22.816	25.967	22.711	27.026	233.0	11	1'38.531	22.883	25.976	22.765	26.907	229.9		
12	1'38.708	22.879	26.032	22.739	27.058	226.9	12	1'38.754	22.873	25.972	22.786	27.123	230.7		
13	1'38.843	22.905	26.106	22.786	27.046	226.9	13	1'38.899	22.957	26.039	22.780	27.123	230.7		
14	1'38.914	22.891	26.093	22.768	27.162	223.2	14	1'38.643	23.015	26.028	22.669	26.931	224.7		
15	1'38.594	22.873	26.015	22.712	26.994	229.9	15	1'38.659	22.815	26.019	22.733	27.092	229.2		
16	1'38.922	22.854	26.065	22.775	27.228	230.7	16	1'38.831	22.865	26.008	22.776	27.182	228.4		
17	1'39.462	23.020	26.230	22.946	27.266	223.9	17	1'39.442	23.000	26.167	23.030	27.245	228.4		
18	1'39.244	22.968	26.187	22.902	27.187	224.7	18	1'39.415	23.007	26.147	22.885	27.376	226.9		
19	1'39.198	22.907	26.145	22.963	27.183	223.9	19	1'39.260	22.835	26.059	23.228	27.138	230.7		
20	1'39.182	22.928	26.189	22.863	27.202	224.7	20	1'38.944	22.855	26.094	22.899	27.096	231.5		

2nd	80	David ALONSO Valresa GASGAS Asp COL						4th	95	Collin VEIJER Liqui Moly Husqvarna NED					
		Runs=1	Total laps=20	Full laps=19	Valid laps=19				Runs=1	Total laps=20	Full laps=19	Valid laps=19			
1	1'45.612	29.303	26.297	22.888	27.124	174.0	1	1'45.132	28.673	26.392	22.876	27.191	165.6		
2	1'39.054	23.070	26.186	22.827	26.971	233.8	2	1'38.812	22.873	26.199	22.593	27.147	228.4		
3	1'38.580	22.933	26.029	22.729	26.889	230.7	3	1'38.640	22.926	26.064	22.650	27.000	223.2		
4	1'38.668	23.007	26.016	22.777	26.868	231.5	4	1'38.685	22.954	26.051	22.626	27.054	223.2		
5	1'38.582	22.946	25.926	22.775	26.935	232.2	5	1'38.740	22.840	26.084	22.648	27.168	224.7		
6	1'38.632	22.873	26.022	22.770	26.967	228.4	6	1'38.746	22.902	26.094	22.630	27.120	223.9		
7	1'38.629	22.931	26.006	22.755	26.937	229.9	7	1'38.675	22.883	26.064	22.650	27.078	223.9		
8	1'38.796	22.986	25.994	22.801	27.015	232.2	8	1'38.788	22.876	26.076	22.746	27.090	224.7		
9	1'38.765	22.953	26.040	22.712	27.060	232.2	9	1'38.822	22.892	26.099	22.653	27.178	223.9		
10	1'38.660	23.007	25.922	22.758	26.973	232.2	10	1'38.577	22.758	26.087	22.659	27.073	223.9		
11	1'38.583	22.921	25.978	22.695	26.989	231.5	11	1'38.644	22.833	26.035	22.692	27.084	223.9		
12	1'38.813	23.088	26.090	22.694	26.941	230.7	12	1'38.684	22.807	26.039	22.715	27.123	223.9		
13	1'38.940	22.920	26.004	22.734	27.282	229.2	13	1'38.860	22.887	26.104	22.756	27.113	224.7		
14	1'38.438	22.853	25.964	22.626	26.995	221.8	14	1'38.726	22.863	26.132	22.691	27.040	223.2		
15	1'38.583	22.747	26.025	22.730	27.081	230.7	15	1'38.728	22.799	26.076	22.705	27.148	223.2		
16	1'39.204	23.033	26.073	22.754	27.344	225.4	16	1'39.685	22.855	26.075	23.329	27.426	224.7		
17	1'39.446	23.067	26.134	23.046	27.199	231.5	17	1'39.148	22.915	26.118	22.925	27.190	227.6		
18	1'39.268	23.024	26.183	22.875	27.186	231.5	18	1'39.408	23.110	26.165	22.833	27.300	232.2		
19	1'39.093	23.106	25.977	22.890	27.120	229.2	19	1'39.018	23.010	26.031	22.766	27.211	229.9		
20	1'39.145	22.922	26.168	22.884	27.171	229.2	20	1'39.157	23.211	26.088	22.774	27.084	229.9		

Fastest Lap: David ALONSO Valresa GASGAS Asp COL **1'38.438** 22.853 25.964 22.626 26.995

These data/results cannot be reproduced, stored and/or transmitted in whole or in part by any manner of electronic, mechanical, photocopying, recording, broadcasting or otherwise now known or herein after developed without the previous express consent by the copyright owner, except for reproduction in daily press and regular printed publications on sale to the public within 60 days of the event related to those data/results and always provided that copyright symbol appears together as follows below.
© DORNA, 2023

Race

Moto3

Lap	Lap Time	T1	T2	T3	T4	Speed	Lap	Lap Time	T1	T2	T3	T4	Speed
5th	53	Deniz ÖNCÜ Red Bull KTM Ajo TUR					9	1'38.716	22.964	26.030	22.650	27.072	226.1
		Runs=1	Total laps=20	Full laps=19	Valid laps=19		10	1'38.723	22.967	25.989	22.721	27.046	226.1
1	1'45.277	28.879	26.307	22.887	27.204	168.9	11	1'39.079	22.904	26.315	22.820	27.040	225.4
2	1'38.814	22.962	26.151	22.786	26.915	229.9	12	1'38.876	22.954	26.075	22.818	27.029	226.9
3	1'38.707	23.028	26.077	22.652	26.950	231.5	13	1'39.335	22.997	26.148	22.969	27.221	226.1
4	1'38.735	23.055	26.016	22.693	26.971	223.9	14	1'39.532	23.019	26.189	23.053	27.271	224.7
5	1'38.743	22.898	26.017	22.706	27.122	229.2	15	1'39.605	23.094	26.222	22.940	27.349	221.8
6	1'38.683	22.852	26.160	22.664	27.007	226.9	16	1'39.573	23.120	26.254	22.919	27.280	221.8
7	1'38.698	22.944	26.085	22.729	26.940	228.4	17	1'39.419	23.124	26.188	22.861	27.246	221.8
8	1'38.795	22.945	26.028	22.771	27.051	229.9	18	1'39.385	23.049	26.234	22.865	27.237	222.5
9	1'38.700	22.932	26.052	22.721	26.995	228.4	19	1'39.372	23.010	26.215	22.878	27.269	221.8
10	1'38.562	22.832	26.043	22.730	26.957	227.6	20	1'39.363	23.030	26.254	22.899	27.180	221.8
11	1'38.789	23.034	26.012	22.686	27.057	226.9	8th 96 Daniel HOLGADO Red Bull KTM Tech3 SPA						
12	1'38.590	22.868	26.033	22.741	26.948	229.9		Runs=1	Total laps=20	Full laps=19	Valid laps=18		
13	1'39.275	23.006	26.083	22.755	27.431	227.6	1	1'50.395	33.520	26.838	22.895	27.142	181.4
14	1'39.066	23.151	26.041	22.768	27.106	223.9	2	1'38.731	22.882	26.147	22.757	26.945	226.1
15	1'39.062	22.948	26.045	22.805	27.264	225.4	3	1'39.126	22.897	26.559	22.700	26.970	230.7
16	1'39.107	22.868	26.223	22.821	27.195	223.2	4	1'38.745	22.821	26.180	22.761	26.983	226.9
17	1'39.062	22.900	26.142	22.832	27.188	224.7	5	1'38.754	22.796	26.065	22.797	27.096	227.6
18	1'38.936	22.803	26.235	22.823	27.075	225.4	6	1'39.052 *	22.81*	26.188	23.024	27.026	228.4
19	1'39.079	23.039	26.067	22.859	27.114	229.9	7	1'38.614	22.722	26.177	22.700	27.015	230.7
20	1'39.113	23.135	26.122	22.721	27.135	230.7	8	1'38.785	22.866	26.163	22.742	27.014	231.5
6th 99 José Antonio RUED Red Bull KTM Ajo SPA							9	1'38.918	22.853	26.277	22.766	27.022	231.5
		Runs=1	Total laps=20	Full laps=19	Valid laps=19		10	1'38.590	22.704	26.111	22.689	27.086	229.2
1	1'45.736	29.389	26.343	22.894	27.110	173.6	11	1'39.109	22.964	26.108	22.905	27.132	234.6
2	1'39.035	23.081	26.181	22.794	26.979	230.7	12	1'39.197	22.863	26.214	22.919	27.201	224.7
3	1'38.805	23.020	26.027	22.672	27.086	230.7	13	1'39.214	22.918	26.229	22.839	27.228	224.7
4	1'38.697	23.021	26.008	22.655	27.013	227.6	14	1'39.046	22.859	26.195	22.791	27.201	223.9
5	1'38.629	22.899	25.966	22.692	27.072	229.9	15	1'38.944	22.815	26.213	22.787	27.129	223.9
6	1'38.754	22.968	25.963	22.709	27.114	233.0	16	1'38.889	22.830	26.138	22.792	27.129	223.9
7	1'38.703	22.940	25.979	22.762	27.022	229.2	17	1'38.858	22.841	26.156	22.759	27.102	223.9
8	1'38.803	22.957	25.962	22.842	27.042	230.7	18	1'38.958	22.874	26.177	22.806	27.101	224.7
9	1'38.711	22.966	25.992	22.697	27.056	230.7	19	1'38.778	22.759	26.194	22.706	27.119	224.7
10	1'38.716	22.951	26.035	22.713	27.017	230.7	20	1'38.811	22.804	26.153	22.778	27.076	224.7
11	1'38.796	22.889	26.049	22.732	27.126	230.7	9th 44 David MUÑOZ BOE Motorsports SPA						
12	1'38.849	22.913	25.986	22.791	27.159	225.4		Runs=1	Total laps=20	Full laps=19	Valid laps=19		
13	1'39.028	22.918	26.026	22.799	27.285	226.1	1	1'46.126	29.667	26.389	22.921	27.149	175.8
14	1'38.978	22.921	26.041	22.727	27.289	224.7	2	1'39.043	23.035	26.149	22.777	27.082	230.7
15	1'39.179	22.913	26.100	22.874	27.292	223.9	3	1'38.663	22.855	26.061	22.845	26.902	229.2
16	1'39.155	22.976	26.107	22.753	27.319	223.9	4	1'38.844	22.876	26.114	22.783	27.071	229.9
17	1'39.673	23.194	26.203	22.887	27.389	223.9	5	1'39.029	22.863	26.138	22.869	27.159	227.6
18	1'39.379	22.977	26.153	22.896	27.353	223.9	6	1'39.165	22.873	26.180	22.878	27.234	227.6
19	1'39.414	22.998	26.169	22.903	27.344	223.2	7	1'39.778	22.879	26.274	23.117	27.508	226.9
20	1'39.958	23.007	26.236	22.998	27.717	222.5	8	1'39.461	23.028	26.217	23.039	27.177	227.6
7th 66 Joel KELSO CFMOTO Racing Pru AUS							9	1'39.503	23.008	26.200	23.072	27.223	228.4
		Runs=1	Total laps=20	Full laps=19	Valid laps=19		10	1'39.947	23.152	26.290	23.091	27.414	226.1
1	1'45.380	28.978	26.312	22.900	27.190	169.3	11	1'39.709	23.251	26.039	23.270	27.149	229.9
2	1'38.925	23.071	26.033	22.844	26.977	229.9	12	1'39.092	22.972	26.203	22.859	27.058	232.2
3	1'38.699	23.014	26.010	22.689	26.986	229.2	13	1'39.056	22.779	26.131	22.947	27.199	228.4
4	1'38.740	23.028	26.034	22.679	26.999	229.2	14	1'39.134	22.845	26.153	22.875	27.261	228.4
5	1'39.074	22.961	25.993	22.955	27.165	227.6	15	1'39.034	22.834	26.352	22.869	26.979	226.9
6	1'38.620	22.963	25.926	22.734	26.997	230.7	16	1'38.938	22.885	26.026	22.993	27.034	229.9
7	1'38.820	23.037	26.021	22.742	27.020	229.2	17	1'38.632	22.690	26.046	22.836	27.060	226.9
8	1'38.796	22.967	25.979	22.763	27.087	226.1	18	1'39.097	22.788	26.163	22.932	27.214	229.2

Fastest Lap: David ALONSO Valresa GASGAS Asp COL **1'38.438** 22.853 25.964 22.626 26.995

These data/results cannot be reproduced, stored and/or transmitted in whole or in part by any manner of electronic, mechanical, photocopying, recording, broadcasting or otherwise now known or herein after developed without the previous express consent by the copyright owner, except for reproduction in daily press and regular printed publications on sale to the public within 60 days of the event related to those data/results and always provided that copyright symbol appears together as follows below.
© DORNA, 2023

Race

Moto3

Lap	Lap Time	T1	T2	T3	T4	Speed	Lap	Lap Time	T1	T2	T3	T4	Speed
19	1'38.738	22.768	26.012	22.832	27.126	228.4	6	1'39.317	22.952	26.158	22.962	27.245	229.9
20	1'38.725	22.744	26.099	22.820	27.062	227.6	7	1'39.153	23.057	26.191	22.811	27.094	228.4
10th 6 Ryusei YAMANAKA Valresa GASGAS Asp JPN Runs=1 Total laps=20 Full laps=19 Valid laps=19							8	1'39.228	22.976	26.178	22.923	27.151	229.2
1	1'47.018	29.917	27.020	22.978	27.103	176.3	9	1'39.389	22.933	26.467	22.766	27.223	229.2
2	1'39.362	22.987	26.412	22.832	27.131	226.9	10	1'39.117 *	22.90*	26.150	22.890	27.170	226.1
3	1'39.309	23.106	26.153	22.819	27.231	227.6	11	1'39.131 *	22.987	26.177	22.802	27.165*	224.7
4	1'39.570	23.177	26.129	23.050	27.214	229.2	12	1'39.217	22.922	26.319	22.911	27.065	225.4
5	1'39.146	22.976	26.141	22.882	27.147	230.7	13	1'38.964	22.864	26.067	22.852	27.181	230.7
6	1'39.251	22.954	26.201	22.925	27.171	229.2	14	1'39.378	22.985	26.420	22.833	27.140	229.9
7	1'39.021	22.922	26.132	22.746	27.221	229.2	15	1'39.073	22.887	26.148	22.851	27.187	226.9
8	1'38.930	22.802	26.222	22.713	27.193	224.7	16	1'39.061	23.010	26.164	22.767	27.120	228.4
9	1'38.914	22.814	26.109	22.811	27.180	225.4	17	1'39.009	23.040	26.083	22.806	27.080	231.5
10	1'38.989	22.814	26.120	22.813	27.242	225.4	18	1'39.360	22.980	26.224	22.815	27.341	225.4
11	1'39.633	23.019	26.187	23.153	27.274	228.4	19	1'38.869	22.911	26.090	22.766	27.102	224.7
12	1'39.352	22.951	26.183	22.802	27.416	229.2	20	1'40.068	22.856	26.452	23.073	27.687	226.9
13	1'39.014	22.806	26.156	22.858	27.194	229.9	13th 5 Jaume MASIA Leopard Racing SPA Runs=1 Total laps=20 Full laps=19 Valid laps=18						
14	1'39.148	22.890	26.190	22.838	27.230	229.9	1	1'46.040	29.556	26.420	23.097	26.967	175.4
15	1'38.800	22.836	26.196	22.680	27.088	228.4	2	1'38.884	22.958	26.086	22.804	27.036	230.7
16	1'39.046	22.884	26.095	22.801	27.266	225.4	3	1'38.982	22.981	26.045	22.820	27.136	231.5
17	1'38.797	22.844	26.102	22.757	27.094	223.2	4	1'39.165	23.010	26.106	22.939	27.110	232.2
18	1'39.058	22.826	26.173	22.832	27.227	229.2	5	1'38.784	22.890	26.039	22.850	27.005	226.9
19	1'38.818	22.860	26.022	22.746	27.190	228.4	6	1'39.203	22.917	26.156	22.823	27.307	229.9
20	1'39.140	22.804	26.026	22.846	27.464	227.6	7	1'39.533	23.023	26.145	22.994	27.371	227.6
11th 72 Taiyo FURUSATO Honda Team Asia JPN Runs=1 Total laps=20 Full laps=19 Valid laps=18							8	1'39.425	22.967	26.258	22.937	27.263	226.9
1	1'46.467	29.846	26.538	23.006	27.077	180.4	9	1'39.532	22.971	26.249	22.987	27.325	225.4
2	1'39.654	23.077	26.238	22.957	27.382	230.7	10	1'39.700	23.086	26.325	22.981	27.308	224.7
3	1'39.519 *	23.202	26.223	22.830*	27.264	223.9	11	1'39.780	23.117	26.249	23.145	27.269	223.9
4	1'39.517	23.061	26.227	22.999	27.230	229.2	12	1'39.520	23.136	26.225	23.032	27.127	228.4
5	1'39.390	22.945	26.202	23.058	27.185	227.6	13	1'39.167	22.988	26.099	22.866	27.214	232.2
6	1'39.219	22.949	26.145	22.956	27.169	229.2	14	1'39.064	22.956	26.071	22.927	27.110	229.9
7	1'39.054	23.001	26.126	22.736	27.191	229.9	15	1'39.124	22.898	26.203	22.897	27.126	229.9
8	1'38.963	22.905	26.049	22.790	27.219	228.4	16	1'39.729	23.297	26.257	22.910	27.265	229.2
9	1'38.839	22.863	26.011	22.817	27.148	227.6	17	1'39.396	23.041	26.145	23.060	27.150	229.9
10	1'38.999	22.859	26.029	22.885	27.226	229.2	18	1'39.290 *	22.954	26.175	22.950	27.211*	228.4
11	1'39.768	23.327	26.128	22.937	27.376	232.2	19	1'39.550	22.999	26.246	22.963	27.342	229.2
12	1'39.640	22.946	26.638	22.929	27.127	229.9	20	1'39.987	23.120	26.367	23.019	27.481	224.7
13	1'39.101	22.915	26.105	22.835	27.246	228.4	14th 31 Adrian FERNANDEZ Leopard Racing SPA Runs=1 Total laps=20 Full laps=19 Valid laps=19						
14	1'39.042	22.942	26.121	22.879	27.100	228.4	1	1'46.803	29.984	26.890	22.918	27.011	177.6
15	1'39.026	22.843	26.133	22.920	27.130	227.6	2	1'39.391	22.935	26.415	22.937	27.104	230.7
16	1'39.064	22.914	26.136	22.927	27.087	226.9	3	1'39.193	22.937	26.183	22.898	27.175	229.9
17	1'38.973	22.860	26.118	22.877	27.118	227.6	4	1'39.616	23.019	26.472	22.937	27.188	225.4
18	1'39.115	22.922	26.134	22.847	27.212	227.6	5	1'39.284	22.895	26.286	22.918	27.185	225.4
19	1'39.238	22.915	26.187	22.929	27.207	227.6	6	1'39.293	22.927	26.277	22.891	27.198	226.9
20	1'39.987	22.847	26.672	23.062	27.406	229.9	7	1'39.464	23.335	26.207	22.840	27.082	227.6
12th 7 Filippo FARIOLI Red Bull KTM Tech3 ITA Runs=1 Total laps=20 Full laps=19 Valid laps=16							8	1'39.036	22.896	26.200	22.821	27.119	230.7
1	1'47.611	30.242	26.839	23.142	27.388	177.6	9	1'39.176	22.977	26.195	22.908	27.096	230.7
2	1'39.055	22.954	26.186	22.818	27.097	227.6	10	1'39.053	22.838	26.172	22.743	27.300	231.5
3	1'39.311 *	23.045	26.105*	22.806	27.355	230.7	11	1'39.176	22.915	26.122	22.873	27.266	230.7
4	1'39.419	23.053	26.197	22.974	27.195	227.6	12	1'39.401	22.980	26.412	22.881	27.128	234.6
5	1'39.342	23.020	26.162	23.000	27.160	230.7	13	1'39.145	22.936	26.119	22.853	27.237	229.2
							14	1'38.976	22.844	26.211	22.829	27.092	229.2
							15	1'38.972	22.814	26.244	22.888	27.026	230.7

Fastest Lap: David ALONSO Valresa GASGAS Asp COL **1'38.438** 22.853 25.964 22.626 26.995

These data/results cannot be reproduced, stored and/or transmitted in whole or in part by any manner of electronic, mechanical, photocopying, recording, broadcasting or otherwise now known or herein after developed without the previous express consent by the copyright owner, except for reproduction in daily press and regular printed publications on sale to the public within 60 days of the event related to those data/results and always provided that copyright symbol appears together as follows below.
© DORNA, 2023

Race

Moto3

Lap	Lap Time	T1	T2	T3	T4	Speed	Lap	Lap Time	T1	T2	T3	T4	Speed
16	1'39.166	22.917	26.236	22.886	27.127	231.5	3	1'39.402	23.172	26.210	22.889	27.131	232.2
17	1'38.984	22.829	26.207	22.802	27.146	227.6	4	1'39.550	23.198	26.243	23.017	27.092	231.5
18	1'39.106	22.841	26.254	22.805	27.206	226.9	5	1'39.376	23.125	26.184	22.965	27.102	230.7
19	1'39.201	22.907	26.237	22.880	27.177	226.9	6	1'39.552	23.108	26.260	22.987	27.197	229.9
20	1'41.529	23.104	26.509	23.000	28.916	226.1	7	1'39.587 *	23.301	26.275*	22.883	27.128	225.4

15th 82 Stefano NEPA Angeluss MTA Team ITA
Runs=1 Total laps=20 Full laps=19 Valid laps=18

1	1'46.381	29.625	26.581	23.034	27.141	174.0
2	1'40.153	23.241	26.845	22.909	27.158	226.9
3	1'39.590 *	23.286	26.196*	22.753	27.355	230.7
4	1'39.467	23.183	26.278	22.860	27.146	229.2
5	1'39.355	23.124	26.186	22.843	27.202	229.2
6	1'39.242	23.024	26.178	22.803	27.237	229.2
7	1'39.310	23.055	26.172	22.801	27.282	229.9
8	1'39.038	22.953	26.111	22.817	27.157	231.5
9	1'38.865	22.957	26.156	22.700	27.052	231.5
10	1'38.872	22.909	26.036	22.777	27.150	229.2
11	1'39.435	23.068	26.155	22.863	27.349	225.4
12	1'39.462	22.987	26.465	22.837	27.173	228.4
13	1'39.166	23.058	26.186	22.826	27.096	228.4
14	1'39.024	22.989	26.132	22.771	27.132	231.5
15	1'39.128	23.033	26.103	22.785	27.207	228.4
16	1'39.112	23.009	26.103	22.853	27.147	227.6
17	1'38.827	22.924	26.071	22.732	27.100	230.7
18	1'39.217	22.993	26.012	22.795	27.417	227.6
19	1'38.989	23.061	26.112	22.720	27.096	226.9
20	1'42.238	23.023	26.511	23.096	29.608	228.4

16th 55 Romano FENATI Rivacold Snipers Tea ITA
Runs=1 Total laps=20 Full laps=19 Valid laps=16

1	1'48.062	30.739	26.927	23.177	27.219	180.9
2	1'39.705 *	23.035	26.275	22.924	27.471*	228.4
3	1'39.241	23.013	26.210	22.782	27.236	225.4
4	1'39.244	22.990	26.259	22.895	27.100	226.9
5	1'39.090	22.976	26.109	22.939	27.066	224.7
6	1'39.710	23.036	26.273	23.274	27.127	229.2
7	1'39.466	23.071	26.291	22.893	27.211	226.1
8	1'39.598	23.042	26.371	22.965	27.220	226.1
9	1'39.498	23.170	26.143	22.848	27.337	227.6
10	1'39.582	23.187	26.207	22.927	27.261	223.2
11	1'39.490	23.133	26.151	22.887	27.319	222.5
12	1'39.592 *	23.059	26.160*	22.838	27.535	222.5
13	1'39.384	23.080	26.186	22.814	27.304	223.2
14	1'39.295	23.095	26.134	22.791	27.275	222.5
15	1'39.246	23.016	26.137	22.790	27.303	222.5
16	1'39.311	23.035	26.137	22.832	27.307	221.8
17	1'39.453	23.078	26.157	22.827	27.391	221.8
18	1'39.584 *	23.111*	26.164	23.020	27.285	222.5
19	1'39.230	23.025	26.131	22.855	27.219	221.8
20	1'39.594	23.090	26.197	22.899	27.408	221.8

17th 54 Riccardo ROSSI SIC58 Squadra Corse ITA
Runs=1 Total laps=20 Full laps=19 Valid laps=18

1	1'47.696	30.035	26.942	23.560	27.159	179.5
2	1'39.166	23.195	26.170	22.829	26.972	229.9

8	1'39.696	23.164	26.361	22.923	27.248	224.7
9	1'39.772	23.451	26.164	22.914	27.243	223.9
10	1'39.553	23.221	26.224	22.931	27.177	226.9
11	1'39.430	23.151	26.159	22.902	27.218	227.6
12	1'39.567	23.177	26.209	22.925	27.256	224.7
13	1'39.406	23.243	26.099	22.898	27.166	222.5
14	1'39.431	23.153	26.123	22.943	27.212	223.2
15	1'39.414	23.111	26.200	22.921	27.182	225.4
16	1'39.216	23.078	26.139	22.844	27.155	223.9
17	1'39.229	22.980	26.074	22.894	27.281	225.4
18	1'39.603	23.229	26.110	23.096	27.168	221.8
19	1'39.260	23.177	26.068	22.918	27.097	221.0
20	1'39.503	23.111	26.147	22.966	27.279	225.4

18th 18 Matteo BERTELLE Rivacold Snipers Tea ITA
Runs=1 Total laps=20 Full laps=19 Valid laps=18

1	1'47.886	30.511	26.877	23.301	27.197	181.9
2	1'39.448	23.107	26.309	22.854	27.178	228.4
3	1'39.546	23.089	26.329	22.896	27.232	226.1
4	1'39.700	23.044	26.473	22.999	27.184	223.9
5	1'39.362	22.970	26.250	23.027	27.115	224.7
6	1'39.627	22.897	26.238	23.160	27.332	226.9
7	1'39.724	23.084	26.403	22.939	27.298	227.6
8	1'39.863 *	23.107	26.425*	22.941	27.390	223.2
9	1'39.641	23.054	26.317	22.965	27.305	223.9
10	1'39.551	23.004	26.320	22.922	27.305	223.2
11	1'39.600	23.010	26.246	23.016	27.328	223.2
12	1'39.799	23.059	26.311	23.085	27.344	222.5
13	1'39.855	23.045	26.359	22.980	27.471	222.5
14	1'40.276	23.175	26.509	23.069	27.523	221.0
15	1'40.424	23.168	26.539	23.123	27.594	220.3
16	1'40.899	23.322	26.633	23.170	27.774	218.9
17	1'40.850	23.245	26.640	23.219	27.746	218.9
18	1'40.991	23.369	26.686	23.225	27.711	218.2
19	1'40.860	23.330	26.644	23.271	27.615	217.5
20	1'40.979	23.257	26.598	23.285	27.839	217.5

19th 43 Xavier ARTIGAS CFMOTO Racing Pru SPA
Runs=1 Total laps=20 Full laps=19 Valid laps=18

1	1'48.545	31.019	26.959	23.190	27.377	184.3
2	1'39.655 *	23.142	26.453	22.853	27.207*	229.9
3	1'39.271	23.122	26.300	22.792	27.057	226.1
4	1'42.424	22.988	26.248	25.989	27.199	226.9
5	1'42.944	23.043	26.443	25.928	27.530	228.4
6	1'39.870	23.133	26.443	22.998	27.296	223.2
7	1'39.788	23.093	26.417	22.907	27.371	224.7
8	1'39.745	23.044	26.404	22.971	27.326	223.9
9	1'39.764	23.115	26.334	22.963	27.352	223.9
10	1'39.657	23.082	26.283	22.995	27.297	225.4
11	1'40.208	23.247	26.421	23.183	27.357	226.1
12	1'40.047	23.087	26.385	23.118	27.457	225.4

Fastest Lap: David ALONSO Valresa GASGAS Asp COL 1'38.438 22.853 25.964 22.626 26.995

These data/results cannot be reproduced, stored and/or transmitted in whole or in part by any manner of electronic, mechanical, photocopying, recording, broadcasting or otherwise now known or herein after developed without the previous express consent by the copyright owner, except for reproduction in daily press and regular printed publications on sale to the public within 60 days of the event related to those data/results and always provided that copyright symbol appears together as follows below.
© DORNA, 2023

Race

Moto3

Lap	Lap Time	T1	T2	T3	T4	Speed	Lap	Lap Time	T1	T2	T3	T4	Speed
20th 27 Kaito TOBA SIC58 Squadra Corse JPN Runs=1 Total laps=20 Full laps=19 Valid laps=18													
1	1'48.926	31.128	27.130	23.230	27.438	183.3							
2	1'39.904	23.250	26.336	23.132	27.186	229.2							
3	1'40.438	23.119	26.821	23.152	27.346	229.9							
4	1'39.893	23.019	26.443	23.068	27.363	227.6							
5	1'40.112	23.092	26.453	23.083	27.484	225.4							
6	1'40.758	23.282	26.781	23.215	27.480	224.7							
7	1'40.353	23.135	26.482	23.190	27.546	223.9							
8	1'40.362	23.141	26.474	23.184	27.563	223.9							
9	1'40.416	23.222	26.566	23.138	27.490	223.2							
10	1'40.027	23.193	26.424	23.076	27.334	222.5							
11	1'40.301	23.205	26.517	23.163	27.416	222.5							
12	1'40.348	23.180	26.528	23.155	27.485	223.2							
13	1'40.251	23.097	26.439	23.379	27.336	224.7							
14	1'39.813	23.132	26.415	23.007	27.259	226.1							
15	1'39.984 *	23.21*	26.335	23.038	27.396	227.6							
16	1'39.841	23.067	26.285	23.051	27.438	226.1							
17	1'40.090	23.082	26.379	23.110	27.519	226.9							
18	1'39.891	23.157	26.337	23.018	27.379	223.2							
19	1'39.923	23.191	26.450	22.946	27.336	223.2							
20	1'40.198	23.167	26.363	23.015	27.653	223.2							
21st 38 David SALVADOR CIP Green Power SPA Runs=1 Total laps=20 Full laps=19 Valid laps=18													
1	1'47.554	30.662	26.513	23.162	27.217	182.8							
2	1'39.233	23.137	26.228	22.810	27.058	226.9							
3	1'39.425	23.103	26.257	22.793	27.272	230.7							
4	1'39.547	23.024	26.297	23.059	27.167	231.5							
5	1'39.390	23.073	26.242	22.862	27.213	229.2							
6	1'40.362	23.007	26.363	23.594	27.398	229.9							
7	1'39.929	23.276	26.375	22.976	27.302	225.4							
8	1'39.798	23.136	26.388	22.953	27.321	226.9							
9	1'39.969 *	23.179	26.354	23.005*	27.431	226.9							
10	1'40.888	23.251	26.608	23.328	27.701	224.7							
11	1'41.177	23.418	26.664	23.389	27.706	221.8							
12	1'41.352	23.467	26.731	23.438	27.716	221.0							
13	1'41.595	23.426	26.808	23.519	27.842	221.0							
14	1'41.372	23.511	26.749	23.395	27.717	219.6							
15	1'40.397	23.349	26.402	22.971	27.675	219.6							
16	1'40.271	23.105	26.477	23.081	27.608	226.9							
17	1'40.722	23.195	26.560	23.268	27.699	223.9							
18	1'41.392	23.425	26.760	23.360	27.847	221.8							
19	1'41.334	23.374	26.756	23.446	27.758	221.0							
20	1'41.610	23.468	26.822	23.465	27.855	221.0							
							22nd 69 Marcos RUDA Finetwork Intact GP SPA Runs=1 Total laps=20 Full laps=19 Valid laps=18						
1	1'48.310	30.742	26.823	23.334	27.411	184.3							
2	1'40.210	23.253	26.526	23.106	27.325	225.4							
3	1'40.688	23.316	26.874	23.061	27.437	224.7							
4	1'40.268	23.350	26.481	23.078	27.359	221.8							
5	1'40.355	23.232	26.502	23.083	27.538	223.9							
6	1'40.362	23.357	26.589	23.032	27.384	222.5							
7	1'40.354	23.274	26.453	23.065	27.562	224.7							
8	1'40.314	23.248	26.399	23.087	27.580	223.2							
9	1'40.428	23.301	26.517	23.142	27.468	223.9							
10	1'40.166	23.262	26.414	23.028	27.462	223.9							
11	1'40.608	23.342	26.481	23.337	27.448	221.8							
12	1'40.621	23.336	26.501	23.136	27.648	223.9							
13	1'40.644	23.395	26.508	23.157	27.584	221.0							
14	1'40.674	23.385	26.564	23.131	27.594	219.6							
15	1'40.900	23.439	26.595	23.167	27.699	219.6							
16	1'40.985 *	23.506	26.544	23.222*	27.713	218.9							
17	1'41.025	23.437	26.672	23.216	27.700	218.9							
18	1'41.340	23.504	26.564	23.457	27.815	218.9							
19	1'40.963	23.453	26.663	23.219	27.628	218.9							
20	1'40.826	23.466	26.589	23.164	27.607	218.9							
							23rd 64 Mario AJI Honda Team Asia INA Runs=1 Total laps=20 Full laps=19 Valid laps=18						
1	1'48.511	30.907	26.953	23.217	27.434	181.4							
2	1'40.615	23.488	26.408	23.362	27.357	221.8							
3	1'40.355	23.236	26.835	22.933	27.351	221.8							
4	1'40.158	23.206	26.469	23.109	27.374	221.8							
5	1'40.353	23.198	26.501	23.093	27.561	222.5							
6	1'40.439	23.305	26.614	23.051	27.469	221.0							
7	1'40.261	23.275	26.379	23.012	27.595	221.0							
8	1'40.329 *	23.291	26.392*	23.053	27.593	221.8							
9	1'40.476	23.358	26.472	23.143	27.503	221.8							
10	1'40.134	23.277	26.410	22.978	27.469	220.3							
11	1'40.649	23.388	26.508	23.179	27.574	220.3							
12	1'40.556	23.265	26.472	23.141	27.678	221.0							
13	1'40.668	23.374	26.498	23.226	27.570	221.0							
14	1'40.725	23.356	26.612	23.115	27.642	220.3							
15	1'40.920	23.458	26.515	23.212	27.735	220.3							
16	1'40.894	23.452	26.569	23.220	27.653	218.2							
17	1'41.116	23.429	26.679	23.257	27.751	220.3							
18	1'41.236	23.495	26.591	23.307	27.843	219.6							
19	1'40.975	23.459	26.650	23.181	27.685	221.0							
20	1'40.824	23.409	26.608	23.152	27.655	221.0							
							24th 20 Lorenzo FELLON CIP Green Power FRA Runs=1 Total laps=2 Full laps=1 Valid laps=1						
1	1'48.593	31.075	27.007	23.185	27.326	182.8							
2	1'40.020	23.286	26.334	23.086	27.314	229.2							
unfinished	23.003					229.9							

Fastest Lap: David ALONSO Valresa GASGAS Asp COL **1'38.438** 22.853 25.964 22.626 26.995

These data/results cannot be reproduced, stored and/or transmitted in whole or in part by any manner of electronic, mechanical, photocopying, recording, broadcasting or otherwise now known or herein after developed without the previous express consent by the copyright owner, except for reproduction in daily press and regular printed publications on sale to the public within 60 days of the event related to those data/results and always provided that copyright symbol appears together as follows below.
© DORNA, 2023

Num Lap Time Gap

69 1'40.621 21.739
 64 1'40.556 21.891

Lap 13

95 1'38.860
 71 1'38.843 0.088
 80 1'38.940 0.509
 48 1'38.899 0.538
 53 1'39.275 0.563
 99 1'39.028 1.457
 66 1'39.335 1.978
 96 1'39.214 7.425
 44 1'39.056 7.611
 6 1'39.014 7.704
 5 1'39.167 7.910
 31 1'39.145 8.226
 72 1'39.101 8.325
 7 1'38.964 8.449
 82 1'39.166 8.531
 55 1'39.384 11.857
 54 1'39.406 11.948
 18 1'39.855 13.797
 38 1'41.595 20.414
 43 1'39.993 22.106
 27 1'40.251 22.284
 69 1'40.644 23.523
 64 1'40.668 23.699

Lap 14

95 1'38.726
 80 1'38.438 0.221
 71 1'38.914 0.276
 48 1'38.643 0.455
 53 1'39.066 0.903
 99 1'38.978 1.709
 66 1'39.532 2.784
 96 1'39.046 7.745
 44 1'39.134 8.019
 6 1'39.148 8.126
 5 1'39.064 8.248
 31 1'38.976 8.476
 72 1'39.042 8.641
 82 1'39.024 8.829
 7 1'39.378 9.101
 55 1'39.295 12.426
 54 1'39.431 12.653
 18 1'40.276 15.347
 38 1'41.372 23.060
 43 1'39.748 23.128
 27 1'39.813 23.371
 69 1'40.674 25.471
 64 1'40.725 25.698

Lap 15

95 1'38.728
 80 1'38.583 0.076
 71 1'38.594 0.142
 48 1'38.659 0.386
 53 1'39.062 1.237
 99 1'39.179 2.160
 66 1'39.605 3.661
 96 1'38.944 7.961
 6 1'38.800 8.198
 44 1'39.034 8.325
 5 1'39.124 8.644
 31 1'38.972 8.720
 72 1'39.026 8.939
 82 1'39.128 9.229
 7 1'39.073 9.446
 55 1'39.246 12.944

54 1'39.414 13.339
 18 1'40.424 17.043
 43 1'39.910 24.310
 27 1'39.984 24.627
 38 1'40.397 24.729
 69 1'40.900 27.643
 64 1'40.920 27.890

Lap 16

71 1'38.922
 48 1'38.831 0.153
 80 1'39.204 0.216
 95 1'39.685 0.621
 53 1'39.107 1.280
 99 1'39.155 2.251
 66 1'39.573 4.170
 96 1'38.889 7.786
 6 1'39.046 8.180
 44 1'38.938 8.199
 31 1'39.166 8.822
 72 1'39.064 8.939
 82 1'39.112 9.277
 5 1'39.729 9.309
 7 1'39.061 9.443
 55 1'39.311 13.191
 54 1'39.216 13.491
 18 1'40.899 18.878
 43 1'40.064 25.310
 27 1'39.841 25.404
 38 1'40.271 25.936
 69 1'40.985 29.564
 64 1'40.894 29.720

Lap 17

71 1'39.462
 48 1'39.442 0.133
 80 1'39.446 0.200
 95 1'39.148 0.307
 53 1'39.062 0.880
 99 1'39.673 2.462
 66 1'39.419 4.127
 96 1'38.858 7.182
 44 1'38.632 7.369
 6 1'38.797 7.515
 31 1'38.984 8.344
 72 1'38.973 8.450
 82 1'38.827 8.642
 7 1'39.009 8.990
 5 1'39.396 9.243
 55 1'39.453 13.182
 54 1'39.229 13.258
 18 1'40.850 20.266
 27 1'40.090 26.032
 43 1'40.318 26.166
 38 1'40.722 27.196
 69 1'41.025 31.127
 64 1'41.116 31.374

Lap 18

71 1'39.244
 80 1'39.268 0.224
 48 1'39.415 0.304
 95 1'39.408 0.471
 53 1'38.936 0.572
 99 1'39.379 2.597
 66 1'39.385 4.268
 96 1'38.958 6.896
 44 1'39.097 7.222
 6 1'39.058 7.329
 31 1'39.106 8.206

72 1'39.115 8.321
 82 1'39.217 8.615
 7 1'39.360 9.106
 5 1'39.290 9.289
 55 1'39.584 13.522
 54 1'39.603 13.617
 18 1'40.991 22.013
 27 1'39.891 26.679
 43 1'39.882 26.804
 38 1'41.392 29.344
 69 1'41.340 33.223
 64 1'41.236 33.366

Lap 19

71 1'39.198
 80 1'39.093 0.119
 95 1'39.018 0.291
 48 1'39.260 0.366
 53 1'39.079 0.453
 99 1'39.414 2.813
 66 1'39.372 4.442
 96 1'38.778 6.476
 44 1'38.738 6.762
 6 1'38.818 6.949
 31 1'39.201 8.209
 72 1'39.238 8.361
 82 1'38.989 8.406
 7 1'38.869 8.777
 5 1'39.550 9.641
 55 1'39.230 13.554
 54 1'39.260 13.679
 18 1'40.860 23.675
 27 1'39.923 27.404
 43 1'39.997 27.603
 38 1'41.334 31.480
 69 1'40.963 34.988
 64 1'40.975 35.143

Lap 20

71 1'39.182
 80 1'39.145 0.082
 48 1'38.944 0.128
 95 1'39.157 0.266
 53 1'39.113 0.384
 99 1'39.958 3.589
 66 1'39.363 4.623
 96 1'38.811 6.105
 44 1'38.725 6.305
 6 1'39.140 6.907
 72 1'39.987 9.166
 7 1'40.068 9.663
 5 1'39.987 10.446
 31 1'41.529 10.556
 82 1'42.238 11.462
 55 1'39.594 13.966
 54 1'39.503 14.000
 18 1'40.979 25.472
 43 1'39.933 28.354
 27 1'40.198 28.420
 38 1'41.610 33.908
 69 1'40.826 36.632
 64 1'40.824 36.785

Lapped rider

These data/results cannot be reproduced, stored and/or transmitted in whole or in part by any manner of electronic, mechanical, photocopying, recording, broadcasting or otherwise now known or herein after developed without the previous express consent by the copyright owner, except for reproduction in daily press and regular printed publications on sale to the public within 60 days of the event related to those data/results and always provided that copyright symbol appears together as follows below.

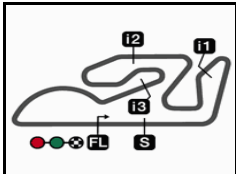
© DORNA, 2023

Official MotoGP Timing by TISSOT
 www.motogp.com

Cheste, Sunday, November 26, 2023

Page 2 of 2





4005 m.

GRAN PREMIO MOTUL DE LA COMUNITAT VALENCIANA

Moto3™

2023 Rookie of the Year Classification

36

Rider	Nation	Points	Leader Previous	POR	ARG	AME	SPA	FRA	ITA	GER	NED	GBR	AUT	CAT	RSM	IND	JPN	INA	AUS	THA	MAL	QAT	VAL	
1 ALONSO David	COL	245		-	2	8	20	8	13	11	3	25	-	25	25	11	9	20	-	25	-	20	20	
2 VEIJER Collin	NED	149	96	96	4	-	3	-	1	10	-	9	7	13	-	11	-	5	13	13	16	25	6	13
3 RUEDA José Antonio	SPA	121	124	28	13	-	6	11	7	2	3	10	8	5	16	7	6	6	11	-	-	-	-	10
4 SALVADOR David	SPA	31	214	90	3	6	9	-	2	-	-	-	10	1	-	-	-	-	-	-	-	-	-	-
5 FARIOLI Filippo	ITA	19	226	12	-	-	-	2	-	-	-	-	-	-	-	5	-	-	-	-	8	-	4	
6 AZMAN Syarifuddin	MAL	5	240	14	-	5	-	-	-	-	-	-	-	-	-	-	-	-	-	-	-	-	-	

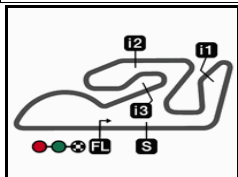
These data/results cannot be reproduced, stored and/or transmitted in whole or in part by any manner of electronic, mechanical, photocopying, recording, broadcasting or otherwise now known or herein after developed without the previous express consent by the copyright owner, except for reproduction in daily press and regular printed publications on sale to the public within 60 days of the event related to those data/results and always provided that copyright symbol appears together as follows below.

© DORNA, 2023

Official MotoGP Timing by TISSOT
www.motogp.com

Cheste, Sunday, November 26, 2023





4005 m.

After the **GRAN PREMIO MOTUL DE LA COMUNITAT VALENCIANA****Moto3™****2023 Riders Performance**

(Qualifying Position - Starting Position - Race Position)

37

Rider	Points	POR	ARG	AME	SPA	FRA	ITA	GER	NED	GBR	AUT	CAT	RSM	IND	JPN	INA	AUS	THA	MAL	QAT	VAL
1 MASIA Jaume	274	9	5	1	5	7	11	6	8	1	4	2	1	1	1	2	13	7	1	10	8
		9-5	5-NC	1-2	4-3	7-3	6-5	5-6	8-1	1-18	4-NC	4-2	1-2	1-1	1-1	2-6	13-8	7-4	1-3	10-1	8-13
2 SASAKI Ayumu	268	1	1	2	8	1	3	1	4	7	8	11	2	3	8	11	1	3	5	4	2
		1-6	1-NC	2-NC	7-4	1-2	2-3	1-2	4-2	7-2	8-3	13-4	2-7	3-3	7-2	11-18	1-2	3-NC	5-2	4-6	2-1
3 ALONSO David	245	6	7	22	17	25	16	15	17	28	7	10	6	18	10	3	8	12	21	13	5
		6-NC	7-14	22-8	16-2	25-8	10-4	14-5	17-13	28-1	7-29	12-1	6-1	17-5	9-7	3-2	8-NC	12-1	21-NC	12-2	5-2
4 ÖNCÜ Deniz	223	8	2	14	1	4	1	2	5	9	3	1	5	11	2	5	7	1	9	3	3
		28-10	2-24	14-6	1-9	4-6	1-2	2-1	5-3	9-11	3-1	2-11	5-3	28-14	2-NC	5-8	7-1	1-5	9-11	3-3	3-5
5 HOLGADO Daniel	220	4	10	5	7	3	5	7	27	3	2	9	8	19	6	7	11	11	15	1	18
		4-1	10-4	5-5	6-6	3-1	3-1	6-3	27-25	3-3	2-2	11-20	8-16	18-4	6-3	7-14	11-13	11-6	15-NC	1-9	18-8
6 ORTOLÁ Ivan	187	5	4	3	2	6	10	3	20	8	18	17	13	13	5	12	12	16	4	9	6
		5-NC	4-19	3-1	2-1	6-4	25-11	3-4	20-4	8-4	18-5	-DS	13-8	12-8	5-5	12-9	12-NC	16-11	4-4	9-15	6-3
7 VEIJER Collin	149	14	17	21	20	20	23	4	9	23	1	16	10	9	7	4	6	5	2	5	1
		14-12	17-22	21-13	19-23	19-15	16-6	4-NC	9-7	23-9	1-4	-NS	10-5	9-NC	10-11	4-4	6-4	5-3	2-1	5-10	1-4
8 MOREIRA Diogo	131	16	3	4	14	2	4	9	22	17	19	19	4	6	11	1	4	2	10	2	17
		16-3	3-2	4-4	13-10	2-NC	22-7	8-7	22-12	17-7	19-8	17-16	4-12	6-13	14-14	1-1	29-NC	2-13	10-NC	2-26	17-NL
9 RUEDA José Antonio	121	2	13	11	10	11	19	17	11	16	5	5	12	17	16	16	20	9	6	18	7
		2-4	13-23	11-10	9-5	11-9	13-14	16-13	11-6	16-8	5-11	7-3	12-9	16-10	15-10	16-5	19-18	9-16	6-NC	17-16	7-6
10 MUÑOZ David	113	13	16	16	3			5	1	27	10	21	7	15	9	10	15	10	8	22	9
		13-2	16-16	16-NC	-NS	-	-	29-12	1-5	27-5	10-9	19-NC	7-4	14-6	8-6	10-3	14-NC	10-NC	8-17	21-12	9-9
11 TOBA Kaito	105	11	11	15	13	23	18	8	7	13	21	7	3	5	12	22	14	22	25	24	21
		11-11	11-7	15-11	12-NC	23-12	12-10	7-14	7-11	13-14	21-14	9-7	3-6	5-2	11-8	22-12	25-17	22-10	25-NC	23-8	21-20
12 NEPA Stefano	102	10	14	6	22	13	7	10	6	11	11	6	9	7	4	9	3	15	26	21	11
		10-7	14-6	6-NC	21-15	13-10	23-9	9-9	6-10	11-12	11-10	8-5	9-13	7-9	4-4	9-10	3-12	15-17	26-15	20-18	11-15
13 YAMANAKA Ryusei	84	17	18	7	6	14	21	16	25	19	13	22	15	12	13	19	17	4	12	25	10
		17-16	18-9	7-9	5-25	14-5	14-15	15-8	25-15	19-15	13-7	20-9	15-14	11-15	12-9	19-15	16-15	4-9	12-9	24-21	10-10

NC=Not classified NL=Not finished first lap NP=Not started race re-start N2=Not finished first lap race re-start EX=Excluded NS=Not Started DS=Disqualified

These data/results cannot be reproduced, stored and/or transmitted in whole or in part by any manner of electronic, mechanical, photocopying, recording, broadcasting or otherwise now known or herein after developed without the previous express consent by the copyright owner, except for reproduction in daily press and regular printed publications on sale to the public within 60 days of the event related to those data/results and always provided that copyright symbol appears together as follows below.
© DORNA, 2023

Official MotoGP Timing by TISSOT
www.motogp.com



Cheste, Sunday, November 26, 2023

2023 Riders Performance

Moto3 Race

Rider	Points	POR	ARG	AME	SPA	FRA	ITA	GER	NED	GBR	AUT	CAT	RSM	IND	JPN	INA	AUS	THA	MAL	QAT	VAL
14 ROSSI Riccardo	79	12	19	17	21	18	9	22	3	4	6	8	17	14	18	20	18	17	14	19	15
		12-15	19-NC	17-15	20-NC	22-16	5-8	21-17	3-18	4-13	6-6	10-6	17-18	13-7	17-13	20-13	17-6	17-8	14-NC	18-4	15-17
15 ARTIGAS Xavier	77	7	15	9	9	8	8	12	19	6	22	24	20	23	19	26	27	19	13	15	22
		7-8	15-8	9-3	8-7	8-7	24-NC	11-11	19-14	6-21	22-19	22-12	20-17	22-12	19-NC	26-19	27-16	19-14	13-6	14-20	22-19
16 FURUSATO Taiyo	63	26	26	19	24	19	13	11	18	18	17	12	14	8	14	6	21	6	20	17	16
		26-20	26-18	19-20	23-16	15-NC	8-NC	10-10	18-17	18-20	17-18	14-13	14-11	8-NC	13-12	6-7	20-7	6-2	20-NC	16-14	16-11
17 KELSO Joel	61	3			12	15	2	19	2	5	9	18	11	16	15	13	2	14	7	7	4
		3-9	-	-	11-18	16-11	21-NC	18-22	2-9	5-16	9-16	-DS	11-19	15-NC	18-15	13-16	2-3	14-12	7-7	7-13	4-7
18 BERTELLE Matteo	57	19	12	8	18	22	6	13	16	15	16	3	19	2	3	8	5	13	3	8	19
		19-17	12-12	8-NC	17-13	21-17	4-12	12-NC	16-16	15-NC	16-12	5-10	19-20	2-NC	3-NC	8-11	5-9	13-7	3-10	8-7	19-18
19 SUZUKI Tatsuki	50	15	6	10	16	24	17			10	12	4	16	28	17						
		15-14	6-1	10-NC	15-8	24-13	11-NC	-	-	10-NC	12-13	6-8	16-15	27-NC	16-NC	-	-	-	-	-	-
20 FENATI Romano	35	25	24	13	4	9	22	23	10	14	14	13	18						11	6	20
		25-19	24-13	13-16	3-11	9-19	29-17	22-18	10-8	14-10	14-17	29-14	18-10	-	-	-	-	-	11-NC	6-11	20-16
21 SALVADOR David	31	18	22	12	19	12	20	29	14	21	25	20	23	10			22	28	23	27	23
		18-13	22-10	12-7	18-NC	12-14	27-18	28-24	14-20	21-6	25-15	18-19	23-NC	10-NC	-	-	21-NC	28-25	23-18	26-23	23-21
22 FERNANDEZ Adrian	25							24	15							14	9	8	18	14	12
		-	-	-	-	-	-	23-16	15-NC	-	-	-	-	-	-	-	14-NC	9-5	8-15	18-5	13-17
23 OGDEN Scott	24	20	8	23	11	21	15	28	13	2	15	14	24	4	21	17		26	22	16	27
		20-NC	8-5	23-14	10-12	20-NC	9-13	27-20	13-22	29-17	15-22	15-15	24-23	4-NC	21-18	17-NC	-	26-20	22-13	15-19	-NS
24 FARIOLI Filippo	19	21	21	20	23	16	24	18	21	12	24	15	22	20	22	27	16	24	16	11	14
		21-NC	21-20	20-18	22-14	17-18	17-NC	17-21	21-21	12-19	24-21	16-NC	22-21	19-11	22-16	27-20	15-NC	24-19	16-8	28-NC	14-12
25 MIGNO Andrea	17		9	24	15	5	12	14	12												
		-	9-3	24-19	14-17	5-NC	7-16	13-15	12-19	-	-	-	-	-	-	-	-	-	-	-	-
26 PEREZ Vicente	15						14										10	23	17	12	13
		-	-	-	-	-	26-NC	-	-	-	-	-	-	-	-	-	28-NC	23-18	17-12	11-5	13-NL
27 FELLON Lorenzo	6	28								25	30	26	25	27	26	24	25	30	24	26	24
		-NS	-	-	-	-	-	-	-	25-24	30-24	24-23	25-24	26-17	26-21	24-23	24-10	30-21	24-16	25-24	24-NC
28 AZMAN Syarifuddin	5	23	20	18	25	10				22	20	30	27	21	23	28	19	20	28	23	
		23-22	20-11	18-NC	28-21	10-NC	-	-	-	22-NC	20-28	28-24	27-25	20-21	23-19	28-24	18-NC	20-24	28-20	22-22	-
29 CARRARO Nicola Fabio	5															23	23	18			
		-	-	-	-	-	-	-	-	-	-	-	-	-	-	23-21	22-11	18-22	-	-	-

NC=Not classified NL=Not finished first lap NP=Not started race re-start N2=Not finished first lap race re-start EX=Excluded NS=Not Started DS=Disqualified

These data/results cannot be reproduced, stored and/or transmitted in whole or in part by any manner of electronic, mechanical, photocopying, recording, broadcasting or otherwise now known or herein after developed without the previous express consent by the copyright owner, except for reproduction in daily press and regular printed publications on sale to the public within 60 days of the event related to those data/results and always provided that copyright symbol appears together as follows below.
© DORNA, 2023

Official MotoGP Timing by TISSOT
www.motogp.com



	Rider	Points	POR	ARG	AME	SPA	FRA	ITA	GER	NED	GBR	AUT	CAT	RSM	IND	JPN	INA	AUS	THA	MAL	QAT	VAL
30	WHATLEY Joshua	5	24	28	27	27	26	27	25	23	24	28	28	21	22	27	18	26	21	27	20	
			24-21	28-15	-NS	25-24	26-22	19-21	24-23	23-NC	24-25	28-27	26-21	21-22	21-16	27-20	18-22	26-14	21-23	27-14	19-NL	-
31	AJI Mario	4	22	23	25	28	17	26	20	24	20	27	23	26	24	24	21	24	25	19	28	26
			22-18	23-NC	25-12	26-19	18-21	18-20	19-19	24-23	20-22	27-26	21-17	26-26	23-18	24-23	21-25	23-NC	25-26	19-19	27-25	26-23
32	ALMANSA David	0		25	28	29							25			20						
			-	25-17	28-17	27-20	-	-	-	-	-	-	-	23-22	-	-	20-17	-	-	-	-	-
33	ADITAMA Arbi	0															15					
			-	-	-	-	-	-	-	-	-	-	-	-	-	-	-	15-17	-	-	-	-
34	BUASRI Tatchakorn	0							26			29	27						27			
			-	-	-	-	-	-	-	25-25	-	-	29-23	25-18	-	-	-	-	-	27-28	-	-
35	CARRASCO Ana	0	27	27	26	26	27	28	21	26	26	26	29	28	25	25	25					
			27-23	27-21	26-21	24-22	27-20	20-22	20-27	26-24	26-23	26-25	27-25	28-27	24-19	25-22	25-NC	-	-	-	-	-
36	LUNETTA Luca	0						25														
			-	-	-	-	-	-	28-19	-	-	-	-	-	-	-	-	-	-	-	-	-
37	SHAHRIL Danial	0							27							26						
			-	-	-	-	-	-	-	26-26	-	-	-	-	-	-	25-20	-	-	-	-	-
38	DETTWILER Noah	0										23					29					
			-	-	-	-	-	-	-	-	-	-	23-20	-	-	-	-	29-26	-	-	-	-
39	RUDA Marcos	0																				25
			-	-	-	-	-	-	-	-	-	-	-	-	-	-	-	-	-	-	-	-
40	KEANKUM Krittapat	0																	29			
			-	-	-	-	-	-	-	-	-	-	-	-	-	-	-	-	-	29-27	-	-

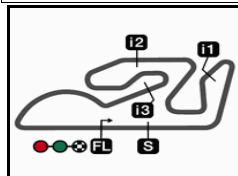
NC=Not classified NL=Not finished first lap NP=Not started race re-start N2=Not finished first lap race re-start EX=Excluded NS=Not Started DS=Disqualified

These data/results cannot be reproduced, stored and/or transmitted in whole or in part by any manner of electronic, mechanical, photocopying, recording, broadcasting or otherwise now known or herein after developed without the previous express consent by the copyright owner, except for reproduction in daily press and regular printed publications on sale to the public within 60 days of the event related to those data/results and always provided that copyright symbol appears together as follows below.
© DORNA, 2023

Official MotoGP Timing by TISSOT
www.motogp.com

Cheste, Sunday, November 26, 2023





4005 m.

GRAN PREMIO MOTUL DE LA COMUNITAT VALENCIANA

Official Starting Grid

Race : 20 laps = 80.1 km

Moto3™



1

3
1'38.363
53 Deniz ÖNCÜ
KTM

2

1'38.359
71 Ayumu SASAKI
Husqvarna

1

1'38.311
95 Collin VEIJER
Husqvarna

2

6
1'38.753
48 Ivan ORTOLÁ
KTM

5

1'38.703
80 David ALONSO
GASGAS

4

1'38.630
66 Joel KELSO
CFMOTO

3

9
1'38.979
44 David MUÑOZ
KTM

8

1'38.838
5 Jaume MASIA
Honda

7

1'38.784
99 José Antonio RUEDA
KTM

4

12
1'39.143
31 Adrian FERNANDEZ
Honda

11

1'39.095
82 Stefano NEPA
KTM

10

1'39.014
6 Ryusei YAMANAKA
GASGAS

5

15
1'39.159
54 Riccardo ROSSI
Honda

14

1'39.152
7 Filippo FARIOLI
KTM

13

1'39.148
21 Vicente PEREZ
KTM

6

18
1'38.669
96 Daniel HOLGADO
KTM

17

1'39.402
10 Diogo MOREIRA
KTM

16

1'39.209
72 Taiyo FURUSATO
Honda

7

21
1'39.290
27 Kaito TOBA
Honda

20

1'39.236
55 Romano FENATI
Honda

19

1'39.199
18 Matteo BERTELLE
Honda

8

24
1'39.536
20 Lorenzo FELLON
KTM

23

1'39.512
38 David SALVADOR
KTM

22

1'39.413
43 Xavier ARTIGAS
CFMOTO

The results are provisional until the end of the limit for protest and appeals and until the ratification of the Event Management Committee.

Time limit for protest expires 60' at the latest after publication of the results - Time:

These data/results cannot be reproduced, stored and/or transmitted in whole or in part by any manner of electronic, mechanical, photocopying, recording, broadcasting or otherwise now known or herein after developed without the previous express consent by the copyright owner, except for reproduction in daily press and regular printed publications on sale to the public within 60 days of the event related to those data/results and always provided that copyright symbol appears together as follows below.

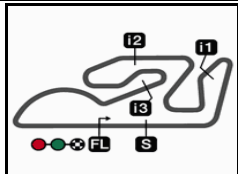
© DORNA, 2023

Official MotoGP Timing by TISSOT
www.motogp.com

Cheste, Sunday, November 26, 2023

Page 1 of 2





4005 m.

GRAN PREMIO MOTUL DE LA COMUNITAT VALENCIANA Official Starting Grid

Moto3™

Race : 20 laps = 80.1 km

9

26
1'40.505
64 Mario AJI
Honda

25
1'40.490
69 Marcos RUDA
Husqvarna

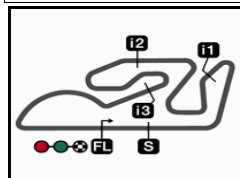
The results are provisional until the end of the limit for protest and appeals and until the ratification of the Event Management Committee.

Time limit for protest expires 60' at the latest after publication of the results - Time:

These data/results cannot be reproduced, stored and/or transmitted in whole or in part by any manner of electronic, mechanical, photocopying, recording, broadcasting or otherwise now known or herein after developed without the previous express consent by the copyright owner, except for reproduction in daily press and regular printed publications on sale to the public within 60 days of the event related to those data/results and always provided that copyright symbol appears together as follows below.

© DORNA, 2023





4005 m.

GRAN PREMIO MOTUL DE LA COMUNITAT VALENCIANA

Race

Top Speed & Average



Rider	Nation	Motorcycle	Top 5 speeds					Average	Top
31 Adrian FERNANDEZ	SPA	HONDA	234.6	231.5	231.5	230.7	230.7	231.4	234.6
96 Daniel HOLGADO	SPA	KTM	234.6	231.5	231.5	230.7	230.7	231.8	234.6
80 David ALONSO	COL	GASGAS	233.8	232.2	232.2	232.2	232.2	232.5	233.8
71 Ayumu SASAKI	JPN	HUSQVARNA	233.0	231.5	230.7	230.7	229.9	231.2	233.0
99 José Antonio RUEDA	SPA	KTM	233.0	230.7	230.7	230.7	230.7	231.0	233.0
5 Jaume MASIA	SPA	HONDA	232.2	232.2	231.5	230.7	229.9	230.8	232.2
44 David MUÑOZ	SPA	KTM	232.2	230.7	229.9	229.9	229.9	230.5	232.2
48 Ivan ORTOLÁ	SPA	KTM	232.2	231.5	231.5	230.7	230.7	231.0	232.2
54 Riccardo ROSSI	ITA	HONDA	232.2	231.5	230.7	229.9	229.9	230.8	232.2
72 Taiyo FURUSATO	JPN	HONDA	232.2	230.7	229.9	229.9	229.9	230.5	232.2
95 Collin VEIJER	NED	HUSQVARNA	232.2	229.9	229.9	228.4	227.6	229.6	232.2
7 Filippo FARIOLI	ITA	KTM	231.5	230.7	230.7	230.7	229.9	230.6	231.5
38 David SALVADOR	SPA	KTM	231.5	230.7	229.9	229.2	226.9	228.6	231.5
53 Deniz ÖNCÜ	TUR	KTM	231.5	230.7	229.9	229.9	229.9	230.3	231.5
82 Stefano NEPA	ITA	KTM	231.5	231.5	231.5	230.7	230.7	231.2	231.5
6 Ryusei YAMANAKA	JPN	GASGAS	230.7	229.9	229.9	229.2	229.2	229.6	230.7
66 Joel KELSO	AUS	CFMOTO	230.7	229.9	229.2	229.2	229.2	229.6	230.7
20 Lorenzo FELLON	FRA	KTM	229.9	229.2	182.8			214.0	229.9
27 Kaito TOBA	JPN	HONDA	229.9	229.2	227.6	227.6	226.9	228.2	229.9
43 Xavier ARTIGAS	SPA	CFMOTO	229.9	228.4	227.6	226.9	226.9	227.8	229.9
55 Romano FENATI	ITA	HONDA	229.2	228.4	227.6	226.9	226.1	227.4	229.2
18 Matteo BERTELLE	ITA	HONDA	228.4	227.6	226.9	226.1	224.7	226.7	228.4
69 Marcos RUDA	SPA	HUSQVARNA	225.4	224.7	224.7	223.9	223.9	224.3	225.4
64 Mario AJI	INA	HONDA	222.5	221.8	221.8	221.8	221.8	221.9	222.5
10 Diogo MOREIRA	BRA	KTM							182.3
21 Vicente PEREZ	SPA	KTM							179.0

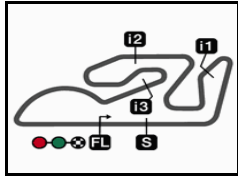
These data/results cannot be reproduced, stored and/or transmitted in whole or in part by any manner of electronic, mechanical, photocopying, recording, broadcasting or otherwise now known or herein after developed without the previous express consent by the copyright owner, except for reproduction in daily press and regular printed publications on sale to the public within 60 days of the event related to those data/results and always provided that copyright symbol appears together as follows below.

© DORNA, 2023

Official MotoGP Timing by TISSOT
www.motogp.com



Cheste, Sunday, November 26, 2023




4005 m.

GRAN PREMIO MOTUL DE LA COMUNITAT VALENCIANA

Race

Fastest Laps Sequence

Lap	Race Time	 Rider	Nation	Motorcycle	Time	Km/h	Riders's Lap
2	3'23.944	95 Collin VEIJER	NED	HUSQVARNA	1'38.812	145.9	2
2	3'29.126	96 Daniel HOLGADO	SPA	KTM	1'38.731	146.0	2
3	5'02.584	95 Collin VEIJER	NED	HUSQVARNA	1'38.640	146.1	3
3	5'03.246	80 David ALONSO	COL	GASGAS	1'38.580	146.2	3
4	6'41.367	71 Ayumu SASAKI	JPN	HUSQVARNA	1'38.539	146.3	4
6	9'59.243	48 Ivan ORTOLÁ	SPA	KTM	1'38.517	146.3	6
10	16'33.822	71 Ayumu SASAKI	JPN	HUSQVARNA	1'38.474	146.4	10
14	23'08.752	80 David ALONSO	COL	GASGAS	1'38.438	146.4	14

These data/results cannot be reproduced, stored and/or transmitted in whole or in part by any manner of electronic, mechanical, photocopying, recording, broadcasting or otherwise now known or herein after developed without the previous express consent by the copyright owner, except for reproduction in daily press and regular printed publications on sale to the public within 60 days of the event related to those data/results and always provided that copyright symbol appears together as follows below.

© DORNA, 2023

Official MotoGP Timing by TISSOT
www.motogp.com

Cheste, Sunday, November 26, 2023

