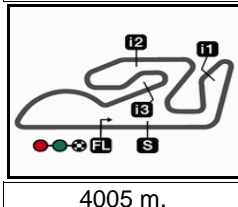


GRAN PREMIO MOTUL DE LA COMUNITAT VALENCIANA

Free Practice Nr. 2

Classification

10



|  | Rider | Nation | Team | Motorcycle | Time | Lap Total | Gap | Top Speed |
|---|--------------------------|--------|------------------------------|------------|-----------------|-----------|-------------|--------------|
| 1 | 72 Marco BEZZECCHI | ITA | Mooney VR46 Racing Team | DUCATI | 1'30.167 | 14 15 | | 332.1 |
| 2 | 73 Alex MARQUEZ | SPA | Gresini Racing MotoGP | DUCATI | 1'30.186 | 12 15 | 0.019 0.019 | 327.4 |
| 3 | 1 Francesco BAGNAIA | ITA | Ducati Lenovo Team | DUCATI | 1'30.193 | 8 15 | 0.026 0.007 | 330.5 |
| 4 | 93 Marc MARQUEZ | SPA | Repsol Honda Team | HONDA | 1'30.213 | 12 14 | 0.046 0.020 | 325.8 |
| 5 | 20 Fabio QUARTARARO | FRA | Monster Energy Yamaha MotoGP | YAMAHA | 1'30.217 | 10 11 | 0.050 0.004 | 325.8 |
| 6 | 89 Jorge MARTIN | SPA | Prima Pramac Racing | DUCATI | 1'30.272 | 9 15 | 0.105 0.055 | 333.7 |
| 7 | 33 Brad BINDER | RSA | Red Bull KTM Factory Racing | KTM | 1'30.274 | 14 14 | 0.107 0.002 | 330.5 |
| 8 | 12 Maverick VIÑALES | SPA | Aprilia Racing | APRILIA | 1'30.314 | 10 14 | 0.147 0.040 | 330.5 |
| 9 | 25 Raul FERNANDEZ | SPA | CryptoDATA RNF MotoGP Team | APRILIA | 1'30.330 | 6 13 | 0.163 0.016 | 327.4 |
| 10 | 49 Fabio DI GIANNANTONIO | ITA | Gresini Racing MotoGP | DUCATI | 1'30.403 | 5 8 | 0.236 0.073 | 325.8 |
| 11 | 5 Johann ZARCO | FRA | Prima Pramac Racing | DUCATI | 1'30.445 | 8 14 | 0.278 0.042 | 330.5 |
| 12 | 23 Enea BASTIANINI | ITA | Ducati Lenovo Team | DUCATI | 1'30.482 | 5 14 | 0.315 0.037 | 330.5 |
| 13 | 21 Franco MORBIDELLI | ITA | Monster Energy Yamaha MotoGP | YAMAHA | 1'30.587 | 13 15 | 0.420 0.105 | 328.9 |
| 14 | 41 Aleix ESPARGARO | SPA | Aprilia Racing | APRILIA | 1'30.600 | 12 13 | 0.433 0.013 | 327.4 |
| 15 | 37 Augusto FERNANDEZ | SPA | GASGAS Factory Racing Tech3 | KTM | 1'30.614 | 15 15 | 0.447 0.014 | 324.3 |
| 16 | 10 Luca MARINI | ITA | Mooney VR46 Racing Team | DUCATI | 1'30.701 | 6 13 | 0.534 0.087 | 328.9 |
| 17 | 43 Jack MILLER | AUS | Red Bull KTM Factory Racing | KTM | 1'30.702 | 10 16 | 0.535 0.001 | 328.9 |
| 18 | 30 Takaaki NAKAGAMI | JPN | LCR Honda IDEMITSU | HONDA | 1'30.821 | 7 14 | 0.654 0.119 | 325.8 |
| 19 | 44 Pol ESPARGARO | SPA | GASGAS Factory Racing Tech3 | KTM | 1'30.891 | 6 12 | 0.724 0.070 | 328.9 |
| 20 | 42 Alex RINS | SPA | LCR Honda CASTROL | HONDA | 1'30.970 | 4 12 | 0.803 0.079 | 327.4 |
| 21 | 32 Lorenzo SAVADORI | ITA | CryptoDATA RNF MotoGP Team | APRILIA | 1'31.769 | 11 15 | 1.602 0.799 | 324.3 |

Practice condition: **Dry**Air: **15°**Humidity: **42%**Ground: **11°**

| | | | | |
|-----------------------------|---------|--------------------------|-----------------|------------|
| Fastest Lap: | Lap: 14 | Marco BEZZECCHI | 1'30.167 | 159.9 Km/h |
| Best Race Lap: | 2021 | Francesco BAGNAIA | 1'31.042 | 158.3 Km/h |
| All Time Lap Record: | 2023 | Maverick VIÑALES | 1'29.142 | 161.7 Km/h |

The results are provisional until the end of the limit for protest and appeals.

Time limit for protest expires 60' after publication of the results - Time:

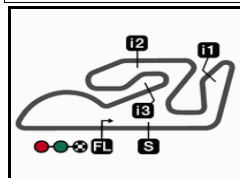
These data/results cannot be reproduced, stored and/or transmitted in whole or in part by any manner of electronic, mechanical, photocopying, recording, broadcasting or otherwise now known or herein after developed without the previous express consent by the copyright owner, except for reproduction in daily press and regular printed publications on sale to the public within 60 days of the event related to those data/results and always provided that copyright symbol appears together as follows below.

© DORNA, 2023

Official MotoGP Timing by TISSOT
www.motogp.com

Chestre, Saturday, November 25, 2023





4005 m.

GRAN PREMIO MOTUL DE LA COMUNITAT VALENCIANA

Free Practice Nr. 2

Top Speed & Average

12



| Rider | Nation | Motorcycle | Top 5 speeds | | | | | Average | Top |
|---------------------------------|------------|------------|--------------|-------|-------|-------|-------|---------|--------------|
| 89 Jorge MARTIN | SPA | DUCATI | 333.7 | 332.1 | 330.5 | 328.9 | 328.9 | 329.9 | 333.7 |
| 72 Marco BEZZECCHI | ITA | DUCATI | 332.1 | 332.1 | 330.5 | 330.5 | 330.5 | 331.1 | 332.1 |
| 1 Francesco BAGNAIA | ITA | DUCATI | 330.5 | 330.5 | 328.9 | 328.9 | 328.9 | 329.2 | 330.5 |
| 5 Johann ZARCO | FRA | DUCATI | 330.5 | 328.9 | 327.4 | 327.4 | 327.4 | 327.9 | 330.5 |
| 12 Maverick VIÑALES | SPA | APRILIA | 330.5 | 328.9 | 328.9 | 328.9 | 327.4 | 328.4 | 330.5 |
| 23 Enea BASTIANINI | ITA | DUCATI | 330.5 | 330.5 | 330.5 | 328.9 | 328.9 | 329.4 | 330.5 |
| 33 Brad BINDER | RSA | KTM | 330.5 | 330.5 | 328.9 | 327.4 | 327.4 | 328.7 | 330.5 |
| 10 Luca MARINI | ITA | DUCATI | 328.9 | 327.4 | 327.4 | 327.4 | 325.8 | 326.8 | 328.9 |
| 21 Franco MORBIDELLI | ITA | YAMAHA | 328.9 | 328.9 | 328.9 | 327.4 | 327.4 | 327.9 | 328.9 |
| 43 Jack MILLER | AUS | KTM | 328.9 | 325.8 | 325.8 | 325.8 | 325.8 | 326.2 | 328.9 |
| 44 Po ESPARGARO | SPA | KTM | 328.9 | 328.9 | 328.9 | 327.4 | 327.4 | 328.0 | 328.9 |
| 25 Raul FERNANDEZ | SPA | APRILIA | 327.4 | 324.3 | 324.3 | 324.3 | 324.3 | 324.6 | 327.4 |
| 41 Aleix ESPARGARO | SPA | APRILIA | 327.4 | 327.4 | 327.4 | 327.4 | 327.4 | 327.4 | 327.4 |
| 42 Alex RINS | SPA | HONDA | 327.4 | 324.3 | 324.3 | 324.3 | 324.3 | 324.8 | 327.4 |
| 73 Alex MARQUEZ | SPA | DUCATI | 327.4 | 327.4 | 325.8 | 324.3 | 324.3 | 325.8 | 327.4 |
| 20 Fabio QUARTARARO | FRA | YAMAHA | 325.8 | 325.8 | 324.3 | 324.3 | 324.3 | 324.9 | 325.8 |
| 30 Takaaki NAKAGAMI | JPN | HONDA | 325.8 | 322.8 | 322.8 | 321.3 | 319.8 | 321.5 | 325.8 |
| 49 Fabio DI GIANNANTONIO | ITA | DUCATI | 325.8 | 324.3 | 322.8 | 322.8 | 322.8 | 323.4 | 325.8 |
| 93 Marc MARQUEZ | SPA | HONDA | 325.8 | 325.8 | 324.3 | 324.3 | 324.3 | 324.6 | 325.8 |
| 32 Lorenzo SAVADORI | ITA | APRILIA | 324.3 | 322.8 | 322.8 | 321.3 | 321.3 | 322.2 | 324.3 |
| 37 Augusto FERNANDEZ | SPA | KTM | 324.3 | 322.8 | 322.8 | 322.8 | 322.8 | 323.1 | 324.3 |

These data/results cannot be reproduced, stored and/or transmitted in whole or in part by any manner of electronic, mechanical, photocopying, recording, broadcasting or otherwise now known or herein after developed without the previous express consent by the copyright owner, except for reproduction in daily press and regular printed publications on sale to the public within 60 days of the event related to those data/results and always provided that copyright symbol appears together as follows below.

© DORNA, 2023

Official MotoGP Timing by TISSOT
www.motogp.com



Cheste, Saturday, November 25, 2023

GRAN PREMIO MOTUL DE LA COMUNITAT VALENCIANA

Free Practice Nr. 2

Chronological Analysis of Performances

13

* Lap / Sector time cancelled

T1 Time from finish line to 1st intermediate

T3 Time from 2nd intermed. to 3rd intermed.

P Crossing the finish line in pit lane

T2 Time from 1st intermed. to 2nd intermed.

T4 Time from 3rd intermediate to finish line

**Tyre data subject to further updates

| Lap | Lap Time | T1 | T2 | T3 | T4 | Speed | Lap | Lap Time | T1 | T2 | T3 | T4 | Speed | | |
|------------|-----------------|--|-------------------------|--------------|------------------------|-------|-------|-----------------|------------|---|--------------|-------------------------|-------|--|--|
| 1st | 72 | Marco BEZZECCHI DUCATI ITA Mooney VR46 Racing Team | | | | | | 3rd | 1 | Francesco BAGNAIA DUCATI ITA Ducati Lenovo Team | | | | | |
| | | Runs=2 | Total laps=15 | Full laps=12 | Valid laps=12 | | | | Runs=2 | Total laps=15 | Full laps=11 | Valid laps=11 | | | |
| Run # | 1 | Front Tyre | Slick-Soft | Rear Tyre | Slick-Soft | | Run # | 1 | Front Tyre | Slick-Medium | Rear Tyre | Slick-Medium | | | |
| | | | New Tyre | | 6 Laps at start | | | | | New Tyre | | New Tyre | | | |
| 1 | 1'59.246 | 23.610 | 31.096 | 23.900 | 26.583 | | 1 | 2'33.161 | 21.638 | 25.736 | 22.462 | 24.814 | | | |
| 2 | 1'32.887 | 20.724 | 25.244 | 22.320 | 24.599 | 332.1 | 2 | 1'31.737 | 20.694 | 24.710 | 22.030 | 24.303 | 328.9 | | |
| 3 | 1'31.168 | 20.387 | 24.665 | 21.819 | 24.297 | 332.1 | 3 | 1'31.372 | 20.635 | 24.419 | 22.059 | 24.259 | 328.9 | | |
| 4 | 1'32.387 | 20.435 | 25.085 | 22.277 | 24.590 | 327.4 | 4 | 1'30.756 | 20.436 | 24.361 | 21.698 | 24.261 | 330.5 | | |
| 5 | 1'30.635 | 20.260 | 24.446 | 21.714 | 24.215 | 330.5 | 5 | 1'30.496 | 20.406 | 24.292 | 21.605 | 24.193 | 328.9 | | |
| 6 | 1'30.410 | 20.237 | 24.326 | 21.583 | 24.264 | 330.5 | 6 | 1'30.409 | 20.297 | 24.311 | 21.664 | 24.137 | 328.9 | | |
| 7 | 1'30.729 | 20.302 | 24.330 | 21.786 | 24.311 | | 7 | 1'30.239 | 20.267 | 24.256 | 21.568 | 24.148 | 330.5 | | |
| 8 | 1'35.637 P | 20.625 | 24.374 | 22.312 | 28.326 | 330.5 | 8 | 1'30.193 | 20.259 | 24.215 | 21.545 | 24.174 | 327.4 | | |
| Run # | 2 | Front Tyre | Slick-Medium | Rear Tyre | Slick-Medium | | Run # | 2 | Front Tyre | Slick-Medium | Rear Tyre | Slick-Medium | | | |
| | | | 10 Laps at start | | 3 Laps at start | | | | | 9 Laps at start | | 9 Laps at start | | | |
| 9 | 9'40.440 | 22.997 | 26.453 | 22.898 | 24.773 | | 10 | 6'48.157 * | 21.483 | 25.082 | 22.421 * | 24.508 | | | |
| 10 | 1'31.387 | 20.419 | 24.780 | 21.834 | 24.354 | 325.8 | 11 | 1'30.675 | 20.349 | 24.476 | 21.650 | 24.200 | 327.4 | | |
| 11 | 1'31.334 | 20.355 | 24.359 | 21.595 | 25.025 | 327.4 | 12 | 1'30.589 | 20.362 | 24.323 | 21.604 | 24.300 | 328.9 | | |
| 12 | 1'30.369 | 20.224 | 24.385 | 21.632 | 24.128 | 325.8 | 13 | 1'30.335 | 20.224 | 24.350 | 21.526 | 24.235 | 328.9 | | |
| 13 | 1'30.493 | 20.245 | 24.399 | 21.569 | 24.280 | 328.9 | 14 | 1'30.605 | 20.287 | 24.270 | 21.830 | 24.218 | 328.9 | | |
| 14 | 1'30.167 | 20.182 | 24.232 | 21.620 | 24.133 | 327.4 | 15 | 1'33.549 P | 20.322 | 24.320 | 21.670 | 27.237 | 328.9 | | |
| 15 | 1'30.480 | 20.258 | 24.260 | 21.539 | 24.423 | 328.9 | | | | | | | | | |
| 2nd | 73 | Alex MARQUEZ DUCATI SPA Gresini Racing MotoGP | | | | | | 4th | 93 | Marc MARQUEZ HONDA SPA Repsol Honda Team | | | | | |
| | | Runs=2 | Total laps=15 | Full laps=11 | Valid laps=10 | | | | Runs=2 | Total laps=14 | Full laps=11 | Valid laps=11 | | | |
| Run # | 1 | Front Tyre | Slick-Medium | Rear Tyre | Slick-Soft | | Run # | 1 | Front Tyre | Slick-Soft | Rear Tyre | Slick-Soft | | | |
| | | | New Tyre | | 3 Laps at start | | | | | 8 Laps at start | | 4 Laps at start | | | |
| 1 | 1'47.513 | 22.899 | 27.252 | 23.325 | 25.302 | | 1 | 2'11.557 | 22.928 | 27.117 | 23.280 | 25.159 | | | |
| 2 | 1'33.445 | 21.086 | 25.507 | 22.182 | 24.670 | 319.8 | 2 | 1'32.477 | 20.733 | 25.150 | 22.209 | 24.385 | 322.8 | | |
| 3 | 1'31.448 | 20.418 | 24.883 | 21.759 | 24.388 | 322.8 | 3 | 1'30.984 | 20.448 | 24.525 | 21.822 | 24.189 | 324.3 | | |
| 4 | 1'30.819 | 20.468 | 24.523 | 21.582 | 24.246 | 322.8 | 4 | 1'36.692 | 23.341 | 26.086 | 22.520 | 24.745 | 324.3 | | |
| 5 | 1'31.018 | 20.403 | 24.459 | 21.694 | 24.462 | 322.8 | 5 | 1'32.414 | 20.293 | 24.386 | 22.670 | 25.065 | 324.3 | | |
| 6 | 1'30.466 | 20.310 | 24.374 | 21.621 | 24.161 | 322.8 | 6 | 1'30.232 | 20.276 | 24.263 | 21.544 | 24.149 | 324.3 | | |
| 7 | 1'30.521 | 20.388 | 24.379 | 21.625 | 24.129 | 322.8 | 7 | 1'39.999 P | 21.377 | 26.217 | 22.535 | 29.870 | 324.3 | | |
| 8 | 1'37.879 P | 21.048 | 25.303 | 22.416 | 29.112 | 321.3 | | | | | | | | | |
| Run # | 2 | Front Tyre | Slick-Medium | Rear Tyre | Slick-Medium | | Run # | 2 | Front Tyre | Slick-Soft | Rear Tyre | Slick-Soft | | | |
| | | | 8 Laps at start | | 5 Laps at start | | | | | 15 Laps at start | | 11 Laps at start | | | |
| 9 | 7'17.241 | 22.919 | 26.424 | 22.730 | 25.004 | | 8 | 10'41.703 | 25.901 | 26.962 | 23.109 | 24.903 | | | |
| 10 | 1'32.297 * | 20.696 | 24.902 | 22.345 * | 24.354 | 322.8 | 9 | 1'32.543 | 20.777 | 25.150 | 21.981 | 24.635 | 322.8 | | |
| 11 | 1'30.570 | 20.373 | 24.434 | 21.648 | 24.115 | 324.3 | 10 | 1'30.912 | 20.347 | 24.561 | 21.715 | 24.289 | 324.3 | | |
| 12 | 1'30.186 | 20.244 | 24.288 | 21.587 | 24.067 | 325.8 | 11 | 1'30.270 | 20.250 | 24.293 | 21.575 | 24.152 | 324.3 | | |
| 13 | 1'30.407 | 20.299 | 24.391 | 21.622 | 24.095 | 327.4 | 12 | 1'30.213 | 20.316 | 24.263 | 21.552 | 24.082 | 325.8 | | |
| 14 | 1'30.612 | 20.253 | 24.403 | 21.681 | 24.275 | 327.4 | 13 | 1'32.632 | 20.282 | 25.039 | 22.300 | 25.011 | 325.8 | | |
| 15 | 1'39.041 P | 22.213 | 25.585 | 22.468 | 28.775 | 324.3 | 14 | 1'30.483 | 20.246 | 24.324 | 21.655 | 24.258 | 322.8 | | |

Fastest Lap: Marco BEZZECCHI Mooney VR46 Racing ITA **1'30.167** 20.182 24.232 21.620 24.133

These data/results cannot be reproduced, stored and/or transmitted in whole or in part by any manner of electronic, mechanical, photocopying, recording, broadcasting or otherwise now known or herein after developed without the previous express consent by the copyright owner, except for reproduction in daily press and regular printed publications on sale to the public within 60 days of the event related to those data/results and always provided that copyright symbol appears together as follows below.
© DORNA, 2023



Free Practice Nr. 2

MotoGP

| Lap | Lap Time | T1 | T2 | T3 | T4 | Speed | Lap | Lap Time | T1 | T2 | T3 | T4 | Speed | |
|---|-----------------|---|--------------------------------|-------------------------|-----------------------------|--|---|-----------------|---|---------------|------------------------|---------------|---------------|--------------|
| 5th | 20 | Fabio QUARTARARO YAMAHA FRA | | | | | 3 | 6'17.902 | 23.427 | 26.172 | 25.500 | 26.151 | | |
| | | Monster Energy Yamaha MotoGP | | | | | | 4 | 1'31.762 | 20.476 | 25.121 | 21.906 | 24.259 | 330.5 |
| | | Runs=3 Total laps=11 Full laps=6 Valid laps=9 | | | | | | 5 | 1'30.802 | 20.391 | 24.567 | 21.684 | 24.160 | 325.8 |
| | | Run # 1 | Front Tyre Slick-Medium | | Rear Tyre Slick-Soft | | | 6 | 1'31.092 | 20.263 | 24.344 | 21.504 | 24.981 | 324.3 |
| | | New Tyre | | | | 5 Laps at start | | 7 | 1'30.501 | 20.370 | 24.410 | 21.659 | 24.062 | 324.3 |
| | | 1 | 2'58.561 | 22.273 | 26.489 | 23.085 | 25.013 | 8 | 1'38.210 P | 22.109 | 25.124 | 22.143 | 28.834 | 325.8 |
| | | 2 | 1'32.131 | 20.620 | 24.668 | 22.296 | 24.547 | 324.3 | Run # 3 Front Tyre Slick-Soft Rear Tyre Slick-Medium | | | | | |
| | | 3 | 1'34.682 P | 20.959 | 24.706 | 22.517 | 26.500 | 325.8 | 8 Laps at start 8 Laps at start | | | | | |
| | | Run # 2 Front Tyre Slick-Medium Rear Tyre Slick-Soft | | | | | | 9 | 5'54.895 | 22.216 | 25.269 | 22.060 | 24.276 | |
| | | 3 Laps at start | | | | 5 Laps at start | | 10 | 1'34.566 | 20.201 | 24.601 | 24.986 | 24.778 | 330.5 |
| 4 | 5'48.780 | 21.397 | 25.557 | 22.139 | 24.512 | 11 | 1'30.792 | 20.315 | 24.549 | 21.792 | 24.136 | 327.4 | | |
| 5 | 1'30.902 | 20.310 | 24.403 | 21.786 | 24.403 | 321.3 | 12 | 1'30.403 | 20.221 | 24.491 | 21.538 | 24.153 | 327.4 | |
| 6 | 1'30.700 | 20.318 | 24.268 | 21.828 | 24.286 | 321.3 | 13 | 1'30.438 | 20.201 | 24.431 | 21.556 | 24.250 | 325.8 | |
| 7 | 1'30.622 | 20.352 | 24.234 | 21.685 | 24.351 | 322.8 | 14 | 1'30.274 | 20.184 | 24.329 | 21.608 | 24.153 | 327.4 | |
| unfinished 20.311 24.249 321.3 | | | | | | | | | | | | | | |
| Run # 3 Front Tyre Slick-Medium Rear Tyre Slick-Soft | | | | | | 8th 12 Maverick VIÑALES APRILIA SPA | | | | | | | | |
| 11 Laps at start | | | | 8 Laps at start | | Aprilia Racing | | | | | | | | |
| Runs=2 Total laps=14 Full laps=11 Valid laps=11 | | | | | | Run # 1 Front Tyre Slick-Soft Rear Tyre Slick-Soft | | | | | | | | |
| 4 Laps at start | | | | 4 Laps at start | | 1 2'19.809 22.264 26.432 22.627 25.480 | | | | | | | | |
| 8 | 1'33.457 | 21.663 | 25.467 | 22.012 | 24.315 | 2 | 1'32.144 | 20.728 | 25.044 | 21.868 | 24.504 | 325.8 | | |
| 9 | 1'30.315 | 20.375 | 24.321 | 21.561 | 24.058 | 325.8 | 3 | 1'31.136 | 20.430 | 24.600 | 21.770 | 24.336 | 324.3 | |
| 10 | 1'30.217 | 20.226 | 24.214 | 21.631 | 24.146 | 324.3 | 4 | 1'30.376 | 20.264 | 24.405 | 21.556 | 24.151 | 325.8 | |
| 11 | 1'30.331 | 20.318 | 24.186 | 21.608 | 24.219 | 324.3 | 5 | 1'31.358 | 20.617 | 24.604 | 21.788 | 24.349 | 328.9 | |
| Run # 1 Front Tyre Slick-Medium Rear Tyre Slick-Soft | | | | | | 6 1'30.470 20.312 24.327 21.635 24.196 328.9 | | | | | | | | |
| 4 Laps at start | | | | 4 Laps at start | | 7 1'38.946 P 20.400 28.040 22.359 28.147 330.5 | | | | | | | | |
| Run # 2 Front Tyre Slick-Soft Rear Tyre Slick-Medium | | | | | | 8 10'05.350 * 21.794 25.455 22.292* 24.323 | | | | | | | | |
| 11 Laps at start | | | | 5 Laps at start | | 9 1'30.780 20.385 24.561 21.609 24.225 327.4 | | | | | | | | |
| 11 | 1'30.272 | 20.096 | 24.206 | 21.770 | 24.200 | 328.9 | 10 | 1'30.314 | 20.224 | 24.297 | 21.568 | 24.225 | 325.8 | |
| 12 | 1'44.703 P | 22.726 | 26.232 | 26.137 | 29.608 | 328.9 | 11 | 1'30.356 | 20.230 | 24.334 | 21.606 | 24.186 | 327.4 | |
| Run # 2 Front Tyre Slick-Medium Rear Tyre Slick-Soft | | | | | | 12 1'33.966 21.880 25.708 21.992 24.386 328.9 | | | | | | | | |
| 14 Laps at start | | | | 14 Laps at start | | 13 1'30.608 20.297 24.438 21.670 24.203 327.4 | | | | | | | | |
| 11 | 7'23.833 | 22.028 | 25.236 | 21.998 | 24.327 | | 14 | 1'30.638 | 20.267 | 24.387 | 21.703 | 24.281 | 327.4 | |
| 12 | 1'38.338 P | 20.342 | 26.870 | 22.779 | 28.347 | 327.4 | 9th 25 Raul FERNANDEZ APRILIA SPA | | | | | | | |
| Run # 3 Front Tyre Slick-Medium Rear Tyre Slick-Soft | | | | | | CryptoDATA RNF MotoGP Team | | | | | | | | |
| 16 Laps at start 16 Laps at start | | | | | | Runs=2 Total laps=13 Full laps=10 Valid laps=10 | | | | | | | | |
| 13 | 2'22.853 | 20.704 | 24.544 | 21.713 | 24.152 | | Run # 1 Front Tyre Slick-Soft Rear Tyre Slick-Soft | | | | | | | |
| 14 | 1'30.303 | 20.157 | 24.363 | 21.660 | 24.123 | 330.5 | 9 Laps at start | | | | 4 Laps at start | | | |
| 15 | 1'31.676 | 20.291 | 24.341 | 22.347 | 24.697 | 327.4 | 1 | 2'26.016 | 21.540 | 26.126 | 22.437 | 24.940 | | |
| Run # 1 Front Tyre Slick-Soft Rear Tyre Slick-Medium | | | | | | 2 1'31.920 20.806 24.875 21.862 24.377 321.3 | | | | | | | | |
| New Tyre | | | | New Tyre | | 3 1'31.300 20.561 24.650 21.817 24.272 324.3 | | | | | | | | |
| 1 | 1'58.708 | 22.796 | 27.031 | 23.165 | 25.391 | | 4 | 1'30.861 | 20.390 | 24.458 | 21.708 | 24.305 | 324.3 | |
| 2 | 1'39.559 P | 20.908 | 25.212 | 22.191 | 31.248 | 328.9 | 5 | 1'30.540 | 20.244 | 24.422 | 21.652 | 24.222 | 324.3 | |
| Run # 2 Front Tyre Slick-Soft Rear Tyre Slick-Medium | | | | | | 6 1'30.330 20.196 24.359 21.543 24.232 327.4 | | | | | | | | |
| 2 Laps at start | | | | 2 Laps at start | | 7 1'39.666 P 22.412 25.410 22.741 29.103 324.3 | | | | | | | | |
| Run # 2 Front Tyre Slick-Soft Rear Tyre Slick-Soft | | | | | | 8 10'59.790 21.251 25.453 25.786 24.617 | | | | | | | | |
| 16 Laps at start | | | | 11 Laps at start | | 9 1'31.220 20.408 24.689 21.889 24.234 321.3 | | | | | | | | |
| 8 | 10'59.790 | 21.251 | 25.453 | 25.786 | 24.617 | | 10 | 1'30.671 | 20.378 | 24.380 | 21.723 | 24.190 | 324.3 | |
| 9 | 1'31.220 | 20.408 | 24.689 | 21.889 | 24.234 | 321.3 | 11 | 1'30.439 | 20.266 | 24.319 | 21.669 | 24.185 | 324.3 | |
| 10 | 1'30.671 | 20.378 | 24.380 | 21.723 | 24.190 | 324.3 | 12 | 1'30.731 | 20.286 | 24.454 | 21.751 | 24.240 | 324.3 | |
| 11 | 1'30.439 | 20.266 | 24.319 | 21.669 | 24.185 | 324.3 | | | | | | | | |
| 12 | 1'30.731 | 20.286 | 24.454 | 21.751 | 24.240 | 324.3 | | | | | | | | |

Fastest Lap: Marco BEZZECCHI Mooney VR46 Racing ITA **1'30.167** 20.182 24.232 21.620 24.133

These data/results cannot be reproduced, stored and/or transmitted in whole or in part by any manner of electronic, mechanical, photocopying, recording, broadcasting or otherwise now known or herein after developed without the previous express consent by the copyright owner, except for reproduction in daily press and regular printed publications on sale to the public within 60 days of the event related to those data/results and always provided that copyright symbol appears together as follows below.
© DORNA, 2023

Official MotoGP Timing by TISSOT
www.motogp.com

Cheste, Saturday, November 25, 2023

Page 2 of 5



Free Practice Nr. 2

MotoGP

| Lap | Lap Time | T1 | T2 | T3 | T4 | Speed | Lap | Lap Time | T1 | T2 | T3 | T4 | Speed | |
|----------------|-------------------|--|--------|--------|------------------|---------------------|----------------|-------------------|---------------------|---|---------|------------------|---------------------|-------|
| 13 | 1'33.380 | 20.286 | 24.598 | 23.206 | 25.290 | 324.3 | 7 | 9'55.987 | 21.778 | 25.397 | 22.098 | 24.583 | | |
| 10th | 49 | Fabio DI GIANNANTON DUCATI ITA Gresini Racing MotoGP | | | | | | 8 | 1'31.421 * | 20.585 | 24.558 | 21.822* | 24.456 | 325.8 |
| | | Runs=2 Total laps=8 Full laps=5 Valid laps=5 | | | | | | 9 | 1'31.001 | 20.385 | 24.503 | 21.709 | 24.404 | 327.4 |
| Run # 1 | Front Tyre | Slick-Soft | | | Rear Tyre | Slick-Soft | 10 | 1'30.847 | 20.349 | 24.411 | 21.662 | 24.425 | 328.9 | |
| | | 10 Laps at start | | | | 4 Laps at start | 11 | 1'30.909 | 20.280 | 24.531 | 21.651 | 24.447 | 328.9 | |
| 1 | 2'56.429 | 22.293 | 26.177 | 22.464 | 24.771 | | 12 | 1'30.875 | 20.332 | 24.430 | 21.701 | 24.412 | 328.9 | |
| 2 | 1'31.708 | 20.795 | 24.854 | 21.762 | 24.297 | 322.8 | 13 | 1'30.836 | 20.255 | 24.440 | 21.719 | 24.422 | 330.5 | |
| 3 | 1'30.914 | 20.379 | 24.518 | 21.669 | 24.348 | 324.3 | 14 | 1'37.879 P | 22.195 | 25.121 | 22.188 | 28.375 | 328.9 | |
| 4 | 1'30.637 | 20.346 | 24.396 | 21.653 | 24.242 | 322.8 | | | | | | | | |
| 5 | 1'30.403 | 20.273 | 24.323 | 21.561 | 24.246 | 322.8 | | | | | | | | |
| 6 | 1'30.526 | 20.246 | 24.329 | 21.633 | 24.318 | 325.8 | | | | | | | | |
| 7 | 1'43.473 P | 24.387 | 26.099 | 22.636 | 30.351 | 322.8 | | | | | | | | |
| Run # 2 | Front Tyre | Slick-Medium | | | Rear Tyre | Slick-Medium | | | | | | | | |
| | | New Tyre | | | | 6 Laps at start | | | | | | | | |
| 8 | 7'07.841 | 22.239 | 25.611 | 22.162 | 24.456 | | | | | | | | | |
| | unfinished | 20.456 | 24.665 | | | 322.8 | | | | | | | | |
| 11th | 5 | Johann ZARCO DUCATI FRA Prima Pramac Racing | | | | | | 13th | 21 | Franco MORBIDELLI YAMAHA ITA Monster Energy Yamaha MotoGP | | | | |
| | | Runs=3 Total laps=14 Full laps=9 Valid laps=9 | | | | | | | | Runs=2 Total laps=15 Full laps=11 Valid laps=11 | | | | |
| Run # 1 | Front Tyre | Slick-Medium | | | Rear Tyre | Slick-Soft | Run # 1 | Front Tyre | Slick-Medium | | | Rear Tyre | Slick-Medium | |
| | | 8 Laps at start | | | | 4 Laps at start | | | New Tyre | | | | 5 Laps at start | |
| 1 | 2'08.589 | 21.659 | 26.338 | 22.747 | 24.957 | | 1 | 2'21.514 | 21.961 | 26.512 | 22.812 | 25.262 | | |
| 2 | 1'32.479 | 20.808 | 25.237 | 21.944 | 24.490 | 327.4 | 2 | 1'32.539 | 20.800 | 25.009 | 22.033 | 24.697 | 327.4 | |
| 3 | 1'31.112 | 20.568 | 24.733 | 21.591 | 24.220 | 325.8 | 3 | 1'31.627 | 20.566 | 24.666 | 21.720 | 24.675 | 327.4 | |
| 4 | 1'30.726 | 20.432 | 24.536 | 21.611 | 24.147 | 327.4 | 4 | 1'31.056 | 20.343 | 24.631 | 21.657 | 24.425 | 322.8 | |
| 5 | 1'30.621 | 20.256 | 24.400 | 21.675 | 24.290 | 327.4 | 5 | 1'30.944 | 20.401 | 24.498 | 21.675 | 24.370 | 325.8 | |
| 6 | 1'33.861 | 20.172 | 24.534 | 24.867 | 24.288 | 327.4 | 6 | 1'30.870 | 20.370 | 24.454 | 21.642 | 24.404 | 327.4 | |
| 7 | 1'30.647 | 20.457 | 24.390 | 21.551 | 24.249 | 330.5 | 7 | 1'41.943 | 26.198 | 28.986 | 22.271 | 24.488 | 327.4 | |
| 8 | 1'30.445 | 20.185 | 24.420 | 21.755 | 24.085 | 327.4 | 8 | 1'30.810 | 20.300 | 24.407 | 21.576 | 24.527 | 325.8 | |
| 9 | 1'40.454 P | 22.231 | 25.483 | 24.347 | 28.393 | 325.8 | 9 | 1'35.180 P | 20.245 | 24.522 | 21.679 | 28.734 | 324.3 | |
| Run # 2 | Front Tyre | Slick-Medium | | | Rear Tyre | Slick-Soft | Run # 2 | Front Tyre | Slick-Medium | | | Rear Tyre | Slick-Soft | |
| | | 17 Laps at start | | | | 13 Laps at start | | | 9 Laps at start | | | | 5 Laps at start | |
| 10 | 8'58.557 | 21.375 | 25.947 | 22.474 | 24.595 | | 10 | 6'44.244 * | 21.031 | 25.172 | 22.251* | 24.517 | | |
| 11 | 1'31.941 | 20.697 | 24.938 | 21.936 | 24.370 | 327.4 | 11 | 1'30.726 | 20.354 | 24.505 | 21.625 | 24.242 | 327.4 | |
| 12 | 1'31.360 | 20.528 | 24.618 | 21.853 | 24.361 | 327.4 | 12 | 1'31.515 | 20.379 | 24.305 | 22.291 | 24.540 | 328.9 | |
| 13 | 1'42.067 P | 24.907 | 26.667 | 23.156 | 27.337 | 328.9 | 13 | 1'30.587 | 20.288 | 24.376 | 21.562 | 24.361 | 327.4 | |
| Run # 3 | Front Tyre | Slick-Medium | | | Rear Tyre | Slick-Soft | 14 | 1'30.843 | 20.320 | 24.443 | 21.753 | 24.327 | 328.9 | |
| | | 14 Laps at start | | | | 4 Laps at start | 15 | 1'47.347 P | 23.580 | 29.223 | 22.962 | 31.582 | 328.9 | |
| 14 | 2'05.817 | 23.112 | 26.443 | 22.545 | 24.691 | | | | | | | | | |
| 12th | 23 | Enea BASTIANINI DUCATI ITA Ducati Lenovo Team | | | | | | 14th | 41 | Aleix ESPARGARO APRILIA SPA Aprilia Racing | | | | |
| | | Runs=2 Total laps=14 Full laps=10 Valid laps=9 | | | | | | | | Runs=2 Total laps=13 Full laps=9 Valid laps=9 | | | | |
| Run # 1 | Front Tyre | Slick-Medium | | | Rear Tyre | Slick-Soft | Run # 1 | Front Tyre | Slick-Soft | | | Rear Tyre | Slick-Soft | |
| | | 4 Laps at start | | | | 4 Laps at start | | | 7 Laps at start | | | | 5 Laps at start | |
| 1 | 2'26.240 | 22.623 | 26.918 | 22.689 | 25.306 | | 1 | 2'12.171 | 22.106 | 26.143 | 23.227 | 25.359 | | |
| 2 | 1'33.204 | 21.030 | 24.907 | 22.306 | 24.961 | 321.3 | 2 | 1'32.474 | 21.139 | 24.913 | 22.003 | 24.419 | 327.4 | |
| 3 | 1'31.415 | 20.767 | 24.557 | 21.769 | 24.322 | 330.5 | 3 | 1'32.152 | 21.044 | 24.809 | 21.902 | 24.397 | 327.4 | |
| 4 | 1'30.884 | 20.363 | 24.468 | 21.684 | 24.369 | 328.9 | 4 | 1'31.274 | 20.623 | 24.561 | 21.812 | 24.278 | 327.4 | |
| 5 | 1'30.482 | 20.282 | 24.397 | 21.599 | 24.204 | 328.9 | 5 | 1'33.668 | 21.702 | 25.274 | 22.039 | 24.653 | 327.4 | |
| 6 | 1'37.117 P | 21.102 | 25.240 | 22.125 | 28.650 | 330.5 | 6 | 1'30.949 | 20.348 | 24.551 | 21.712 | 24.338 | 325.8 | |
| Run # 2 | Front Tyre | Slick-Medium | | | Rear Tyre | Slick-Soft | 7 | 1'43.049 P | 22.366 | 28.701 | 22.742 | 29.240 | 327.4 | |
| | | 10 Laps at start | | | | 10 Laps at start | Run # 2 | Front Tyre | Slick-Medium | | | Rear Tyre | Slick-Medium | |
| | | | | | | | | | 6 Laps at start | | | | 5 Laps at start | |
| | | | | | | | 8 | 10'15.907 * | 22.940 | 26.159 | 22.706* | 25.086 | | |
| | | | | | | | 9 | 1'32.377 | 20.957 | 25.028 | 21.947 | 24.445 | 325.8 | |
| | | | | | | | 10 | 1'31.384 | 20.566 | 24.664 | 21.791 | 24.363 | 325.8 | |
| | | | | | | | 11 | 1'30.844 | 20.450 | 24.438 | 21.710 | 24.246 | 327.4 | |
| | | | | | | | 12 | 1'30.600 | 20.354 | 24.438 | 21.656 | 24.152 | 327.4 | |
| | | | | | | | 13 | 1'50.658 P | 25.265 | 27.835 | 23.639 | 33.919 | 322.8 | |

Fastest Lap: Marco BEZZECCHI Mooney VR46 Racing ITA 1'30.167 20.182 24.232 21.620 24.133

These data/results cannot be reproduced, stored and/or transmitted in whole or in part by any manner of electronic, mechanical, photocopying, recording, broadcasting or otherwise now known or herein after developed without the previous express consent by the copyright owner, except for reproduction in daily press and regular printed publications on sale to the public within 60 days of the event related to those data/results and always provided that copyright symbol appears together as follows below.
© DORNA, 2023

Official MotoGP Timing by TISSOT
www.motogp.com

Cheste, Saturday, November 25, 2023

Page 3 of 5



Free Practice Nr. 2

MotoGP

| Lap | Lap Time | T1 | T2 | T3 | T4 | Speed | Lap | Lap Time | T1 | T2 | T3 | T4 | Speed | |
|---|-----------------|-----------------------------------|---------------|---------------|---------------|--------------|------------------|-----------------|-------------------|-------------------|------------------|-------------------|--------------|--|
| 15th | 37 | Augusto FERNANDEZ KTM SPA | | | | | | Run # 2 | Front Tyre | Slick-Soft | Rear Tyre | Slick-Soft | | |
| GASGAS Factory Racing Tech3 | | | | | | | 9 Laps at start | | | 9 Laps at start | | | | |
| Runs=2 Total laps=15 Full laps=12 Valid laps=12 | | | | | | | | | | | | | | |
| Run # | 1 | Front Tyre | Slick-Soft | Rear Tyre | Slick-Soft | | | | | | | | | |
| New Tyre | | | | | | | 4 Laps at start | | | | | | | |
| 1 | 1'56.559 | 23.690 | 26.771 | 23.213 | 25.366 | | 8 | 7'39.452 | 21.814 | 25.649 | 22.792 | 24.749 | | |
| 2 | 1'32.923 | 21.199 | 25.091 | 22.029 | 24.604 | 313.9 | 9 | 1'31.306 | 20.508 | 24.529 | 21.685 | 24.584 | 322.8 | |
| 3 | 1'31.466 | 20.734 | 24.682 | 21.702 | 24.348 | 321.3 | 10 | 1'30.702 | 20.318 | 24.430 | 21.711 | 24.243 | 324.3 | |
| 4 | 1'31.017 | 20.580 | 24.555 | 21.606 | 24.276 | 321.3 | 11 | 1'31.180 | 20.396 | 24.381 | 21.765 | 24.638 | 325.8 | |
| 5 | 1'32.917 | 20.489 | 24.558 | 22.614 | 25.256 | 322.8 | 12 | 1'37.325 | 22.394 | 26.889 | 23.078 | 24.964 | 325.8 | |
| 6 | 1'36.118 | 23.983 | 25.534 | 21.872 | 24.729 | 322.8 | 13 | 1'31.122 | 20.420 | 24.568 | 21.753 | 24.381 | 325.8 | |
| 7 | 1'30.926 | 20.561 | 24.508 | 21.682 | 24.175 | | 14 | 1'30.948 | 20.449 | 24.454 | 21.769 | 24.276 | 325.8 | |
| 8 | 1'30.956 | 20.510 | 24.484 | 21.664 | 24.298 | 322.8 | 15 | 1'30.987 | 20.413 | 24.469 | 21.772 | 24.333 | 325.8 | |
| 9 | 1'30.831 | 20.320 | 24.516 | 21.626 | 24.369 | 321.3 | 16 | 1'31.163 | 20.363 | 24.499 | 21.807 | 24.494 | 325.8 | |
| 10 | 1'34.194 P | 20.422 | 24.445 | 21.638 | 27.689 | 319.8 | | | | | | | | |
| Run # | 2 | Front Tyre | Slick-Soft | Rear Tyre | Slick-Soft | | | | | | | | | |
| 10 Laps at start | | | | | | | 14 Laps at start | | | | | | | |
| 11 | 8'21.589 | 22.923 | 25.570 | 22.268 | 24.691 | | | | | | | | | |
| 12 | 1'30.879 | 20.471 | 24.514 | 21.648 | 24.246 | 321.3 | | | | | | | | |
| 13 | 1'30.620 | 20.300 | 24.441 | 21.559 | 24.320 | 322.8 | | | | | | | | |
| 14 | 1'30.777 | 20.426 | 24.444 | 21.603 | 24.304 | 324.3 | | | | | | | | |
| 15 | 1'30.614 | 20.279 | 24.481 | 21.538 | 24.316 | 321.3 | | | | | | | | |
| 16th | 10 | Luca MARINI DUCATI ITA | | | | | | Run # 1 | Front Tyre | Slick-Soft | Rear Tyre | Slick-Soft | | |
| Mooney VR46 Racing Team | | | | | | | 2 Laps at start | | | 2 Laps at start | | | | |
| Runs=2 Total laps=13 Full laps=9 Valid laps=8 | | | | | | | | | | | | | | |
| Run # | 1 | Front Tyre | Slick-Soft | Rear Tyre | Slick-Medium | | | | | | | | | |
| 4 Laps at start | | | | | | | New Tyre | | | | | | | |
| 1 | 2'56.625 | 21.527 | 26.305 | 22.393 | 24.701 | | 1 | 1'57.435 | 22.662 | 27.403 | 23.916 | 26.557 | | |
| 2 | 1'32.183 | 20.788 | 25.020 | 21.881 | 24.494 | 327.4 | 2 | 1'33.830 | 21.526 | 25.322 | 22.288 | 24.694 | 302.9 | |
| 3 | 1'31.167 | 20.470 | 24.656 | 21.706 | 24.335 | 322.8 | 3 | 1'31.725 | 20.637 | 24.727 | 21.868 | 24.493 | 321.3 | |
| 4 | 1'30.928 | 20.346 | 24.562 | 21.632 | 24.388 | 328.9 | 4 | 1'30.868 | 20.286 | 24.468 | 21.756 | 24.358 | 322.8 | |
| 5 | 1'30.955 | 20.321 | 24.600 | 21.719 | 24.315 | 327.4 | 5 | 1'31.298 | 20.470 | 24.558 | 21.831 | 24.439 | 322.8 | |
| 6 | 1'30.701 | 20.275 | 24.487 | 21.656 | 24.283 | 325.8 | 6 | 1'31.316 | 20.593 | 24.541 | 21.884 | 24.298 | 325.8 | |
| 7 | 1'39.671 P | 21.524 | 26.420 | 23.017 | 28.710 | 327.4 | 7 | 1'30.821 | 20.307 | 24.443 | 21.756 | 24.315 | | |
| Run # | 2 | Front Tyre | Slick-Medium | Rear Tyre | Slick-Soft | | 8 | 1'32.420 | 20.447 | 24.422 | 22.819 | 24.732 | 319.8 | |
| 2 Laps at start | | | | | | | 4 Laps at start | | | | | | | |
| 8 | 7'28.553 | 23.223 | 26.326 | 22.672 | 24.836 | | 9 | 1'34.894 P | 20.326 | 24.397 | 21.739 | 28.432 | 319.8 | |
| 9 | 1'32.674 * | 20.635 | 24.901 | 22.135* | 25.003 | 324.3 | | | | | | | | |
| 10 | 1'31.825 | 20.492 | 24.758 | 21.837 | 24.738 | 322.8 | | | | | | | | |
| 11 | 1'31.010 | 20.361 | 24.599 | 21.680 | 24.370 | 325.8 | | | | | | | | |
| 12 | 1'31.208 | 20.365 | 24.693 | 21.760 | 24.390 | 325.8 | | | | | | | | |
| 13 | 1'46.928 P | 24.595 | 27.575 | 23.956 | 30.802 | 325.8 | | | | | | | | |
| 17th | 43 | Jack MILLER KTM AUS | | | | | | Run # 2 | Front Tyre | Slick-Soft | Rear Tyre | Slick-Soft | | |
| Red Bull KTM Factory Racing | | | | | | | 7 Laps at start | | | 10 Laps at start | | | | |
| Runs=2 Total laps=16 Full laps=13 Valid laps=13 | | | | | | | | | | | | | | |
| Run # | 1 | Front Tyre | Slick-Soft | Rear Tyre | Slick-Soft | | | | | | | | | |
| 2 Laps at start | | | | | | | 2 Laps at start | | | | | | | |
| 1 | 1'56.236 | 21.917 | 26.714 | 23.887 | 25.278 | | 8 | 10'12.429 * | 24.254 | 26.541 | 22.773* | 26.133 | | |
| 2 | 1'32.882 | 20.784 | 25.246 | 22.078 | 24.774 | 321.3 | 9 | 1'32.087 | 20.678 | 24.836 | 22.092 | 24.481 | 328.9 | |
| 3 | 1'31.447 | 20.435 | 24.762 | 21.795 | 24.455 | 324.3 | 10 | 1'31.012 | 20.295 | 24.502 | 21.782 | 24.433 | 327.4 | |
| 4 | 1'31.107 | 20.377 | 24.602 | 21.722 | 24.406 | 324.3 | 11 | 1'30.955 | 20.388 | 24.516 | 21.644 | 24.407 | 327.4 | |
| 5 | 1'30.945 | 20.336 | 24.542 | 21.779 | 24.288 | 324.3 | 12 | 1'40.734 P | 20.769 | 26.384 | 25.185 | 28.396 | 325.8 | |
| 6 | 1'46.265 | 20.936 | 34.097 | 26.481 | 24.751 | 324.3 | | | | | | | | |
| 7 | 1'38.214 P | 20.560 | 24.562 | 23.421 | 29.671 | 328.9 | | | | | | | | |
| 18th | 30 | Takaaki NAKAGAMI HONDA JPN | | | | | | Run # 1 | Front Tyre | Slick-Soft | Rear Tyre | Slick-Soft | | |
| LCR Honda IDEMITSU | | | | | | | 9 Laps at start | | | 9 Laps at start | | | | |
| Runs=2 Total laps=14 Full laps=10 Valid laps=10 | | | | | | | | | | | | | | |
| Run # | 1 | Front Tyre | Slick-Soft | Rear Tyre | Slick-Soft | | | | | | | | | |
| New Tyre | | | | | | | 2 Laps at start | | | | | | | |
| 1 | 1'57.435 | 22.662 | 27.403 | 23.916 | 26.557 | | 1 | 2'00.096 | 21.771 | 27.208 | 23.447 | 25.772 | | |
| 2 | 1'33.830 | 21.526 | 25.322 | 22.288 | 24.694 | 302.9 | 2 | 1'33.429 | 21.199 | 25.175 | 22.366 | 24.689 | 328.9 | |
| 3 | 1'31.725 | 20.637 | 24.727 | 21.868 | 24.493 | 321.3 | 3 | 1'31.750 | 20.640 | 24.694 | 21.836 | 24.580 | 327.4 | |
| 4 | 1'30.868 | 20.286 | 24.468 | 21.756 | 24.358 | 322.8 | 4 | 1'31.328 | 20.392 | 24.512 | 21.898 | 24.526 | 327.4 | |
| 5 | 1'31.298 | 20.470 | 24.558 | 21.831 | 24.439 | 322.8 | 5 | 1'30.958 | 20.397 | 24.409 | 21.802 | 24.350 | 328.9 | |
| 6 | 1'31.316 | 20.593 | 24.541 | 21.884 | 24.298 | 325.8 | 6 | 1'30.891 | 20.271 | 24.471 | 21.766 | 24.383 | 325.8 | |
| 7 | 1'30.821 | 20.307 | 24.443 | 21.756 | 24.315 | | 7 | 1'40.441 P | 22.358 | 26.253 | 22.621 | 29.209 | | |
| 8 | 1'32.420 | 20.447 | 24.422 | 22.819 | 24.732 | 319.8 | | | | | | | | |
| 9 | 1'34.894 P | 20.326 | 24.397 | 21.739 | 28.432 | 319.8 | | | | | | | | |
| Run # | 2 | Front Tyre | Slick-Soft | Rear Tyre | Slick-Soft | | | | | | | | | |
| 9 Laps at start | | | | | | | 11 Laps at start | | | | | | | |
| 10 | 7'31.385 * | 24.981 | 26.755 | 23.227* | 25.585 | | | | | | | | | |
| 11 | 1'33.074 | 21.007 | 25.100 | 22.332 | 24.635 | 318.3 | | | | | | | | |
| 12 | 1'31.305 | 20.541 | 24.607 | 21.869 | 24.288 | 318.3 | | | | | | | | |
| 13 | 1'31.014 | 20.433 | 24.496 | 21.754 | 24.331 | 319.8 | | | | | | | | |
| 14 | 1'35.869 P | 20.415 | 24.409 | 21.745 | 29.300 | 319.8 | | | | | | | | |
| 19th | 44 | Poi ESPARGARO KTM SPA | | | | | | Run # 1 | Front Tyre | Slick-Soft | Rear Tyre | Slick-Soft | | |
| GASGAS Factory Racing Tech3 | | | | | | | 7 Laps at start | | | 10 Laps at start | | | | |
| Runs=2 Total laps=12 Full laps=8 Valid laps=8 | | | | | | | | | | | | | | |
| Run # | 1 | Front Tyre | Slick-Soft | Rear Tyre | Slick-Soft | | | | | | | | | |
| New Tyre | | | | | | | 3 Laps at start | | | | | | | |
| 1 | 2'00.096 | 21.771 | 27.208 | 23.447 | 25.772 | | 1 | 2'00.096 | 21.771 | 27.208 | 23.447 | 25.772 | | |
| 2 | 1'33.429 | 21.199 | 25.175 | 22.366 | 24.689 | 328.9 | 2 | 1'33.429 | 21.199 | 25.175 | 22.366 | 24.689 | 328.9 | |
| 3 | 1'31.750 | 20.640 | 24.694 | 21.836 | 24.580 | 327.4 | 3 | 1'31.750 | 20.640 | 24.694 | 21.836 | 24.580 | 327.4 | |
| 4 | 1'31.328 | 20.392 | 24.512 | 21.898 | 24.526 | 327.4 | 4 | 1'31.328 | 20.392 | 24.512 | 21.898 | 24.526 | 327.4 | |
| 5 | 1'30.958 | 20.397 | 24.409 | 21.802 | 24.350 | 328.9 | 5 | 1'30.958 | 20.397 | 24.409 | 21.802 | 24.350 | 328.9 | |
| 6 | 1'30.891 | 20.271 | 24.471 | 21.766 | 24.383 | 325.8 | 6 | 1'30.891 | 20.271 | 24.471 | 21.766 | 24.383 | 325.8 | |
| 7 | 1'40.441 P | 22.358 | 26.253 | 22.621 | 29.209 | | 7 | 1'40.441 P | 22.358 | 26.253 | 22.621 | 29.209 | | |
| Run # | 2 | Front Tyre | Slick-Soft | Rear Tyre | Slick-Soft | | | | | | | | | |
| 7 Laps at start | | | | | | | 10 Laps at start | | | | | | | |
| 8 | 10'12.429 * | 24.254 | 26.541 | 22.773* | 26.133 | | | | | | | | | |
| 9 | 1'32.087 | 20.678 | 24.836 | 22.092 | 24.481 | 328.9 | | | | | | | | |
| 10 | 1'31.012 | 20.295 | 24.502 | 21.782 | 24.433 | 327.4 | | | | | | | | |
| 11 | 1'30.955 | 20.388 | 24.516 | 21.644 | 24.407 | 327.4 | | | | | | | | |
| 12 | 1'40.734 P | 20.769 | 26.384 | 25.185 | 28.396 | 325.8 | | | | | | | | |

Free Practice Nr. 2

MotoGP

| Lap | Lap Time | T1 | T2 | T3 | T4 | Speed | Lap | Lap Time | T1 | T2 | T3 | T4 | Speed |
|-----|----------|----|----|----|----|-------|-----|----------|----|----|----|----|-------|
|-----|----------|----|----|----|----|-------|-----|----------|----|----|----|----|-------|

20th 42 Alex RINS HONDA SPA
 LCR Honda CASTROL
 Runs=2 Total laps=12 Full laps=8 Valid laps=8

| Run # | 1 | Front Tyre | Slick-Medium | Rear Tyre | Slick-Soft |
|-------|-----------------|-----------------|---------------|---------------|----------------------------|
| | | 5 Laps at start | | | 4 Laps at start |
| 1 | 1'56.670 | 21.921 | 26.710 | 23.205 | 25.251 |
| 2 | 1'32.962 | 21.309 | 25.058 | 22.105 | 24.490 315.4 |
| 3 | 1'31.674 | 20.746 | 24.692 | 21.812 | 24.424 319.8 |
| 4 | 1'30.970 | 20.506 | 24.472 | 21.669 | 24.323 324.3 |
| 5 | 1'31.088 | 20.419 | 24.458 | 21.952 | 24.259 327.4 |
| 6 | 1'31.209 | 20.405 | 24.552 | 21.778 | 24.474 324.3 |
| 7 | 1'43.710 P | 24.508 | 26.304 | 23.803 | 29.095 |

| Run # | 2 | Front Tyre | Slick-Medium | Rear Tyre | Slick-Soft |
|-------|-----------------|------------------|--------------|-----------|------------------|
| | | 12 Laps at start | | | 11 Laps at start |
| 8 | 7'48.716 | 21.786 | 25.750 | 22.588 | 24.657 |
| 9 | 1'31.663 | 20.681 | 24.783 | 21.792 | 24.407 324.3 |
| 10 | 1'31.046 | 20.452 | 24.516 | 21.805 | 24.273 324.3 |
| 11 | 1'31.129 | 20.406 | 24.469 | 21.860 | 24.394 322.8 |
| 12 | 1'39.354 P | 20.807 | 25.997 | 22.755 | 29.795 324.3 |

21st 32 Lorenzo SAVADORI APRILIA ITA
 Aprilia Racing
 Runs=2 Total laps=15 Full laps=12 Valid laps=11

| Run # | 1 | Front Tyre | Slick-Medium | Rear Tyre | Slick-Medium |
|-------|-----------------|------------|--------------|---------------|---------------------|
| | | New Tyre | | | 3 Laps at start |
| 1 | 2'18.011 | 32.094 | 28.934 | 24.621 | 26.072 |
| 2 | 1'41.826 | 23.270 | 26.822 | 23.271 | 28.463 318.3 |
| 3 | 1'33.361 | 20.984 | 25.027 | 22.420 | 24.930 321.3 |
| 4 | 1'34.493 | 21.101 | 25.153 | 22.300 | 25.939 319.8 |
| 5 | 1'31.832 | 20.688 | 24.765 | 21.858 | 24.521 322.8 |
| 6 | 1'32.098 | 20.657 | 24.806 | 21.913 | 24.722 321.3 |
| 7 | 1'41.447 P | 22.159 | 26.282 | 23.466 | 29.540 321.3 |

| Run # | 2 | Front Tyre | Slick-Medium | Rear Tyre | Slick-Medium |
|-------|-----------------|-----------------|---------------|-----------|---------------------|
| | | 7 Laps at start | | | 10 Laps at start |
| 8 | 7'48.072 | 25.796 | 26.258 | 22.707 | 24.992 |
| 9 | 1'32.514 * | 20.754 | 24.803 | 22.103* | 24.854 319.8 |
| 10 | 1'32.121 | 20.768 | 24.661 | 22.026 | 24.666 318.3 |
| 11 | 1'31.769 | 20.515 | 24.599 | 22.019 | 24.636 322.8 |
| 12 | 1'38.004 | 22.869 | 26.195 | 23.997 | 24.943 321.3 |
| 13 | 1'39.136 | 21.896 | 26.897 | 22.763 | 27.580 319.8 |
| 14 | 1'37.091 | 20.841 | 26.833 | 23.355 | 26.062 324.3 |
| 15 | 1'32.279 | 20.777 | 24.758 | 21.981 | 24.763 319.8 |

Fastest Lap: Marco BEZZECCHI Mooney VR46 Racing ITA **1'30.167** 20.182 24.232 21.620 24.133

These data/results cannot be reproduced, stored and/or transmitted in whole or in part by any manner of electronic, mechanical, photocopying, recording, broadcasting or otherwise now known or herein after developed without the previous express consent by the copyright owner, except for reproduction in daily press and regular printed publications on sale to the public within 60 days of the event related to those data/results and always provided that copyright symbol appears together as follows below.
 © DORNA, 2023

Official MotoGP Timing by **TISSOT**
 www.motogp.com

Cheste, Saturday, November 25, 2023

Page 5 of 5

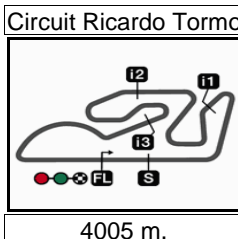


GRAN PREMIO MOTUL DE LA COMUNITAT VALENCIANA


Free Practice Nr. 2

Combined Practice Times

7



4005 m.

|  | Rider | Nation | Team | MOTORCYCLE | FP1 | FP2 | Gap |
|---|-------------------|--------|------------------------------|------------|--------------------|--------------------|-------------|
| 1 | 72 M.BEZZECCHI | ITA | Mooney VR46 Racing Team | DUCATI | 1'30.490 13 | 1'30.167 14 | |
| 2 | 73 A.MARQUEZ | SPA | Gresini Racing MotoGP | DUCATI | 1'30.857 16 | 1'30.186 12 | 0.019 0.019 |
| 3 | 5 J.ZARCO | FRA | Prima Pramac Racing | DUCATI | 1'30.191 19 | 1'30.445 8 | 0.024 0.005 |
| 4 | 1 F.BAGNAIA | ITA | Ducati Lenovo Team | DUCATI | 1'30.969 10 | 1'30.193 8 | 0.026 0.002 |
| 5 | 93 M.MARQUEZ | SPA | Repsol Honda Team | HONDA | 1'30.564 10 | 1'30.213 12 | 0.046 0.020 |
| 6 | 20 F.QUARTARARO | FRA | Monster Energy Yamaha MotoGP | YAMAHA | 1'30.556 20 | 1'30.217 10 | 0.050 0.004 |
| 7 | 89 J.MARTIN | SPA | Prima Pramac Racing | DUCATI | 1'30.450 20 | 1'30.272 9 | 0.105 0.055 |
| 8 | 33 B.BINDER | RSA | Red Bull KTM Factory Racing | KTM | 1'31.252 11 | 1'30.274 14 | 0.107 0.002 |
| 9 | 12 M.VIÑALES | SPA | Aprilia Racing | APRILIA | 1'30.534 11 | 1'30.314 10 | 0.147 0.040 |
| 10 | 25 R.FERNANDEZ | SPA | CryptoDATA RNF MotoGP Team | APRILIA | 1'31.046 13 | 1'30.330 6 | 0.163 0.016 |
| 11 | 49 F.DI GIANNANTO | ITA | Gresini Racing MotoGP | DUCATI | 1'30.378 12 | 1'30.403 5 | 0.211 0.048 |
| 12 | 23 E.BASTIANINI | ITA | Ducati Lenovo Team | DUCATI | 1'30.811 11 | 1'30.482 5 | 0.315 0.104 |
| 13 | 37 A.FERNANDEZ | SPA | GASGAS Factory Racing Tech3 | KTM | 1'30.567 20 | 1'30.614 15 | 0.400 0.085 |
| 14 | 21 F.MORBIDELLI | ITA | Monster Energy Yamaha MotoGP | YAMAHA | 1'31.112 19 | 1'30.587 13 | 0.420 0.020 |
| 15 | 41 A.ESPARGARO | SPA | Aprilia Racing | APRILIA | 1'31.514 14 | 1'30.600 12 | 0.433 0.013 |
| 16 | 10 L.MARINI | ITA | Mooney VR46 Racing Team | DUCATI | 1'31.297 19 | 1'30.701 6 | 0.534 0.101 |
| 17 | 43 J.MILLER | AUS | Red Bull KTM Factory Racing | KTM | 1'30.901 11 | 1'30.702 10 | 0.535 0.001 |
| 18 | 30 T.NAKAGAMI | JPN | LCR Honda IDEMITSU | HONDA | 1'31.443 5 | 1'30.821 7 | 0.654 0.119 |
| 19 | 44 P.ESPARGARO | SPA | GASGAS Factory Racing Tech3 | KTM | 1'30.874 19 | 1'30.891 6 | 0.707 0.053 |
| 20 | 42 A.RINS | SPA | LCR Honda CASTROL | HONDA | 1'31.488 16 | 1'30.970 4 | 0.803 0.096 |
| 21 | 32 L.SAVADORI | ITA | CryptoDATA RNF MotoGP Team | APRILIA | 1'31.997 19 | 1'31.769 11 | 1.602 0.799 |

| | | | | |
|------------------------------|------|--------------------------|-----------------|------------|
| Pole Position Record: | 2016 | Jorge LORENZO | 1'29.401 | 161.2 Km/h |
| Best Race Lap: | 2021 | Francesco BAGNAIA | 1'31.042 | 158.3 Km/h |
| All Time Lap Record: | 2023 | Maverick VIÑALES | 1'29.142 | 161.7 Km/h |

The results are provisional until the end of the limit for protest and appeals.

Time limit for protest expires 60' after publication of the results - Time:

These data/results cannot be reproduced, stored and/or transmitted in whole or in part by any manner of electronic, mechanical, photocopying, recording, broadcasting or otherwise now known or herein after developed without the previous express consent by the copyright owner, except for reproduction in daily press and regular printed publications on sale to the public within 60 days of the event related to those data/results and always provided that copyright symbol appears together as follows below.

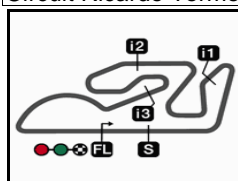
© DORNA, 2023

Official MotoGP Timing by TISSOT

www.motogp.com

Cheste, Saturday, November 25, 2023





4005 m.

GRAN PREMIO MOTUL DE LA COMUNITAT VALENCIANA

Free Practice Nr. 2

Best Partial Times

MotoGP™

IT Ideal Lap Time, sum of the best partial times*BT* Best Lap Time

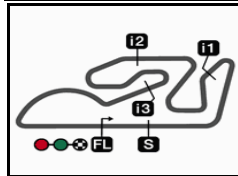
| T1 | | T2 | | T3 | | T4 | | | | <i>IT</i> | <i>BT</i> | |
|------------|----------------|-------------|----------------|-------------|----------------|-------------|----------------|-------------|------------|--------------|-----------|---------------|
| <i>Pos</i> | <i>Rider</i> | <i>Time</i> | <i>Rider</i> | <i>Time</i> | <i>Rider</i> | <i>Time</i> | <i>Rider</i> | <i>Time</i> | <i>Pos</i> | <i>Rider</i> | | |
| 1 | J.MARTIN | 20.096 | F.QUARTARARO | 24.186 | B.BINDER | 21.504 | F.QUARTARARO | 24.058 | 1 | J.MARTIN | 1'30.011 | 1'30.272 (6) |
| 2 | J.ZARCO | 20.172 | J.MARTIN | 24.206 | F.BAGNAIA | 21.526 | B.BINDER | 24.062 | 2 | F.QUARTARAR | 1'30.031 | 1'30.217 (5) |
| 3 | M.BEZZECCHI | 20.182 | F.BAGNAIA | 24.215 | A.FERNANDEZ | 21.538 | A.MARQUEZ | 24.067 | 3 | B.BINDER | 1'30.079 | 1'30.274 (7) |
| 4 | B.BINDER | 20.184 | M.BEZZECCHI | 24.232 | M.BEZZECCHI | 21.539 | M.MARQUEZ | 24.082 | 4 | M.BEZZECCHI | 1'30.081 | 1'30.167 (1) |
| 5 | R.FERNANDEZ | 20.196 | M.MARQUEZ | 24.263 | R.FERNANDEZ | 21.543 | J.ZARCO | 24.085 | 5 | F.BAGNAIA | 1'30.102 | 1'30.193 (3) |
| 6 | F.BAGNAIA | 20.224 | A.MARQUEZ | 24.288 | M.MARQUEZ | 21.544 | J.MARTIN | 24.102 | 6 | M.MARQUEZ | 1'30.135 | 1'30.213 (4) |
| 7 | M.VIÑALES | 20.224 | M.VIÑALES | 24.297 | J.ZARCO | 21.551 | M.BEZZECCHI | 24.128 | 7 | A.MARQUEZ | 1'30.181 | 1'30.186 (2) |
| 8 | F.QUARTARARO | 20.226 | F.MORBIDELLI | 24.305 | M.VIÑALES | 21.556 | F.BAGNAIA | 24.137 | 8 | J.ZARCO | 1'30.198 | 1'30.445 (11) |
| 9 | A.MARQUEZ | 20.244 | R.FERNANDEZ | 24.319 | F.QUARTARARO | 21.561 | M.VIÑALES | 24.151 | 9 | M.VIÑALES | 1'30.228 | 1'30.314 (8) |
| 10 | F.MORBIDELLI | 20.245 | F.DI GIANNANTO | 24.323 | F.DI GIANNANTO | 21.561 | A.ESPARGARO | 24.152 | 10 | R.FERNANDEZ | 1'30.243 | 1'30.330 (9) |
| 11 | F.DI GIANNANTO | 20.246 | B.BINDER | 24.329 | F.MORBIDELLI | 21.562 | A.FERNANDEZ | 24.175 | 11 | F.MORBIDELLI | 1'30.354 | 1'30.587 (13) |
| 12 | M.MARQUEZ | 20.246 | J.MILLER | 24.381 | A.MARQUEZ | 21.582 | R.FERNANDEZ | 24.185 | 12 | F.DI GIANNAN | 1'30.372 | 1'30.403 (10) |
| 13 | E.BASTIANINI | 20.255 | J.ZARCO | 24.390 | E.BASTIANINI | 21.599 | E.BASTIANINI | 24.204 | 13 | A.FERNANDEZ | 1'30.433 | 1'30.614 (15) |
| 14 | P.ESPARGARO | 20.271 | E.BASTIANINI | 24.397 | J.MARTIN | 21.607 | F.MORBIDELLI | 24.242 | 14 | E.BASTIANINI | 1'30.455 | 1'30.482 (12) |
| 15 | L.MARINI | 20.275 | T.NAKAGAMI | 24.397 | L.MARINI | 21.632 | F.DI GIANNANTO | 24.242 | 15 | A.ESPARGAR | 1'30.594 | 1'30.600 (14) |
| 16 | A.FERNANDEZ | 20.279 | P.ESPARGARO | 24.409 | P.ESPARGARO | 21.644 | J.MILLER | 24.243 | 16 | J.MILLER | 1'30.627 | 1'30.702 (17) |
| 17 | T.NAKAGAMI | 20.286 | A.ESPARGARO | 24.438 | A.ESPARGARO | 21.656 | A.RINS | 24.259 | 17 | P.ESPARGAR | 1'30.674 | 1'30.891 (19) |
| 18 | J.MILLER | 20.318 | A.FERNANDEZ | 24.441 | A.RINS | 21.669 | L.MARINI | 24.283 | 18 | L.MARINI | 1'30.677 | 1'30.701 (16) |
| 19 | A.ESPARGARO | 20.348 | A.RINS | 24.458 | J.MILLER | 21.685 | T.NAKAGAMI | 24.288 | 19 | T.NAKAGAMI | 1'30.710 | 1'30.821 (18) |
| 20 | A.RINS | 20.405 | L.MARINI | 24.487 | T.NAKAGAMI | 21.739 | P.ESPARGARO | 24.350 | 20 | A.RINS | 1'30.791 | 1'30.970 (20) |
| 21 | L.SAVADORI | 20.515 | L.SAVADORI | 24.599 | L.SAVADORI | 21.858 | L.SAVADORI | 24.521 | 21 | L.SAVADORI | 1'31.493 | 1'31.769 (21) |

These data/results cannot be reproduced, stored and/or transmitted in whole or in part by any manner of electronic, mechanical, photocopying, recording, broadcasting or otherwise now known or herein after developed without the previous express consent by the copyright owner, except for reproduction in daily press and regular printed publications on sale to the public within 60 days of the event related to those data/results and always provided that copyright symbol appears together as follows below.

© DORNA, 2023

Official MotoGP Timing by TISSOT
www.motogp.com





4005 m.

MotoGP™**GRAN PREMIO MOTUL DE LA COMUNITAT VALENCIANA****Free Practice Nr. 2****Fastest Laps Sequence**

| <i>Practice Time</i> |  <i>Rider</i> | <i>Nation</i> | <i>Motorcycle</i> | <i>Time</i> | <i>Km/h</i> | <i>Rider's Lap</i> |
|----------------------|--|---------------|-------------------|-------------|-------------|--------------------|
| 3'20.958 | 73 Alex MARQUEZ | SPA | DUCATI | 1'33.445 | 154.2 | 2 |
| 3'29.118 | 43 Jack MILLER | AUS | KTM | 1'32.882 | 155.2 | 2 |
| 3'41.068 | 5 Johann ZARCO | FRA | DUCATI | 1'32.479 | 155.9 | 2 |
| 3'44.034 | 93 Marc MARQUEZ | SPA | HONDA | 1'32.477 | 155.9 | 2 |
| 3'44.645 | 41 Aleix ESPARGARO | SPA | APRILIA | 1'32.474 | 155.9 | 2 |
| 3'44.793 | 89 Jorge MARTIN | SPA | DUCATI | 1'32.111 | 156.5 | 2 |
| 3'57.936 | 25 Raul FERNANDEZ | SPA | APRILIA | 1'31.920 | 156.8 | 2 |
| 4'04.898 | 1 Francesco BAGNAIA | ITA | DUCATI | 1'31.737 | 157.1 | 2 |
| 4'28.137 | 49 Fabio DI GIANNANTONI | ITA | DUCATI | 1'31.708 | 157.2 | 2 |
| 4'52.406 | 73 Alex MARQUEZ | SPA | DUCATI | 1'31.448 | 157.6 | 3 |
| 5'00.565 | 43 Jack MILLER | AUS | KTM | 1'31.447 | 157.6 | 3 |
| 5'03.301 | 72 Marco BEZZECCHI | ITA | DUCATI | 1'31.168 | 158.1 | 3 |
| 5'12.180 | 5 Johann ZARCO | FRA | DUCATI | 1'31.112 | 158.2 | 3 |
| 5'15.018 | 93 Marc MARQUEZ | SPA | HONDA | 1'30.984 | 158.4 | 3 |
| 5'15.473 | 89 Jorge MARTIN | SPA | DUCATI | 1'30.680 | 158.9 | 3 |
| 6'45.748 | 89 Jorge MARTIN | SPA | DUCATI | 1'30.275 | 159.7 | 4 |
| 9'54.356 | 93 Marc MARQUEZ | SPA | HONDA | 1'30.232 | 159.7 | 6 |
| 13'08.363 | 1 Francesco BAGNAIA | ITA | DUCATI | 1'30.193 | 159.8 | 8 |
| 24'23.403 | 73 Alex MARQUEZ | SPA | DUCATI | 1'30.186 | 159.8 | 12 |
| 29'57.289 | 72 Marco BEZZECCHI | ITA | DUCATI | 1'30.167 | 159.9 | 14 |

These data/results cannot be reproduced, stored and/or transmitted in whole or in part by any manner of electronic, mechanical, photocopying, recording, broadcasting or otherwise now known or herein after developed without the previous express consent by the copyright owner, except for reproduction in daily press and regular printed publications on sale to the public within 60 days of the event related to those data/results and always provided that copyright symbol appears together as follows below.

© DORNA, 2023

Official MotoGP Timing by TISSOT
www.motogp.com

Ceste, Saturday, November 25, 2023

