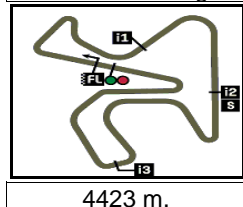


## GRAN PREMIO ESTRELLA GALICIA 0,0 DE ESPAÑA

## Free Practice Nr. 1

## Classification

3



4423 m.

	Rider	Nation	Team	Motorcycle	Time	Lap	Total	Gap	Top Speed
1	73 Alex MARQUEZ	SPA	Gresini Racing MotoGP	DUCATI	<b>1'36.630</b>	17	20		<b>290.3</b>
2	93 Marc MARQUEZ	SPA	Gresini Racing MotoGP	DUCATI	<b>1'37.137</b>	9	21	0.507 0.507	<b>290.3</b>
3	12 Maverick VIÑALES	SPA	Aprilia Racing	APRILIA	<b>1'37.221</b>	17	19	0.591 0.084	<b>291.1</b>
4	41 Aleix ESPARGARO	SPA	Aprilia Racing	APRILIA	<b>1'37.303</b>	17	17	0.673 0.082	<b>292.6</b>
5	21 Franco MORBIDELLI	ITA	Prima Pramac Racing	DUCATI	<b>1'37.547</b>	12	22	0.917 0.244	<b>293.4</b>
6	72 Marco BEZZECCHI	ITA	Pertamina Enduro VR46 Racing Te	DUCATI	<b>1'37.585</b>	18	19	0.955 0.038	<b>294.2</b>
7	26 Daniel PEDROSA	SPA	Red Bull KTM Factory Racing	KTM	<b>1'37.613</b>	19	20	0.983 0.028	<b>300.0</b>
8	33 Brad BINDER	RSA	Red Bull KTM Factory Racing	KTM	<b>1'37.618</b>	16	20	0.988 0.005	<b>295.8</b>
9	89 Jorge MARTIN	SPA	Prima Pramac Racing	DUCATI	<b>1'37.635</b>	11	18	1.005 0.017	<b>295.0</b>
10	31 Pedro ACOSTA	SPA	Red Bull GASGAS Tech3	KTM	<b>1'37.642</b>	19	20	1.012 0.007	<b>299.1</b>
11	49 Fabio DI GIANNANTONIO	ITA	Pertamina Enduro VR46 Racing Te	DUCATI	<b>1'37.724</b>	16	18	1.094 0.082	<b>292.6</b>
12	1 Francesco BAGNAIA	ITA	Ducati Lenovo Team	DUCATI	<b>1'37.792</b>	17	17	1.162 0.068	<b>293.4</b>
13	23 Enea BASTIANINI	ITA	Ducati Lenovo Team	DUCATI	<b>1'37.886</b>	7	19	1.256 0.094	<b>295.8</b>
14	20 Fabio QUARTARARO	FRA	Monster Energy Yamaha MotoGP	YAMAHA	<b>1'38.012</b>	13	15	1.382 0.126	<b>293.4</b>
15	88 Miguel OLIVEIRA	POR	Trackhouse Racing	APRILIA	<b>1'38.049</b>	15	20	1.419 0.037	<b>293.4</b>
16	43 Jack MILLER	AUS	Red Bull KTM Factory Racing	KTM	<b>1'38.078</b>	19	20	1.448 0.029	<b>296.7</b>
17	42 Alex RINS	SPA	Monster Energy Yamaha MotoGP	YAMAHA	<b>1'38.203</b>	12	15	1.573 0.125	<b>294.2</b>
18	25 Raul FERNANDEZ	SPA	Trackhouse Racing	APRILIA	<b>1'38.247</b>	6	16	1.617 0.044	<b>290.3</b>
19	5 Johann ZARCO	FRA	CASTROL Honda LCR	HONDA	<b>1'38.360</b>	18	19	1.730 0.113	<b>294.2</b>
20	37 Augusto FERNANDEZ	SPA	Red Bull GASGAS Tech3	KTM	<b>1'38.370</b>	7	14	1.740 0.010	<b>291.1</b>
21	30 Takaaki NAKAGAMI	JPN	IDEMITSU Honda LCR	HONDA	<b>1'38.539</b>	11	19	1.909 0.169	<b>291.8</b>
22	36 Joan MIR	SPA	Repsol Honda Team	HONDA	<b>1'38.574</b>	13	18	1.944 0.035	<b>292.6</b>
23	32 Lorenzo SAVADORI	ITA	Aprilia Racing	APRILIA	<b>1'38.728</b>	4	17	2.098 0.154	<b>291.1</b>
24	6 Stefan BRADL	GER	HRC Test Team	HONDA	<b>1'38.734</b>	20	20	2.104 0.006	<b>299.1</b>
25	10 Luca MARINI	ITA	Repsol Honda Team	HONDA	<b>1'38.775</b>	17	21	2.145 0.041	<b>291.1</b>

Practice condition: Dry

Air: 16°

Humidity: 62%

Ground: 29°

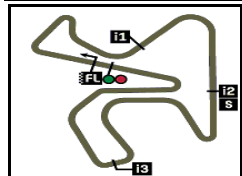
<b>Fastest Lap:</b>	Lap: 17	<b>Alex MARQUEZ</b>	<b>1'36.630</b>	164.7 Km/h
<b>Best Race Lap:</b>	2022	<b>Francesco BAGNAIA</b>	<b>1'37.669</b>	163.0 Km/h
<b>All Time Lap Record:</b>	2022	<b>Francesco BAGNAIA</b>	<b>1'36.170</b>	165.5 Km/h

The results are provisional until the end of the limit for protest and appeals.

Time limit for protest expires 60' after publication of the results - ..... Time: .....

These data/results cannot be reproduced, stored and/or transmitted in whole or in part by any manner of electronic, mechanical, photocopying, recording, broadcasting or otherwise now known or herein after developed without the previous express consent by the copyright owner, except for reproduction in daily press and regular printed publications on sale to the public within 60 days of the event related to those data/results and always provided that copyright symbol appears together as follows below.

© DORNA, 2024



4423 m.

## GRAN PREMIO ESTRELLA GALICIA 0,0 DE ESPAÑA

## Free Practice Nr. 1

## Top Speed &amp; Average

4



Rider	Nation	Motorcycle	Top 5 speeds					Average	Top
26 Daniel PEDROSA	SPA	KTM	300.0	300.0	299.1	298.3	298.3	299.1	300.0
6 Stefan BRADL	GER	HONDA	299.1	296.7	295.0	295.0	294.2	295.7	299.1
31 Pedro ACOSTA	SPA	KTM	299.1	297.5	295.8	295.0	294.2	295.7	299.1
43 Jack MILLER	AUS	KTM	296.7	295.8	295.0	294.2	294.2	294.9	296.7
23 Enea BASTIANINI	ITA	DUCATI	295.8	294.2	293.4	293.4	293.4	294.0	295.8
33 Brad BINDER	RSA	KTM	295.8	295.0	294.2	294.2	294.2	294.5	295.8
89 Jorge MARTIN	SPA	DUCATI	295.0	293.4	293.4	292.6	291.8	293.2	295.0
5 Johann ZARCO	FRA	HONDA	294.2	291.8	291.1	291.1	291.1	291.9	294.2
42 Alex RINS	SPA	YAMAHA	294.2	293.4	293.4	291.1	290.3	292.1	294.2
72 Marco BEZZECCHI	ITA	DUCATI	294.2	293.4	293.4	292.6	291.8	292.9	294.2
1 Francesco BAGNAIA	ITA	DUCATI	293.4	293.4	292.6	292.6	292.6	292.9	293.4
20 Fabio QUARTARARO	FRA	YAMAHA	293.4	291.8	291.8	291.8	291.1	291.8	293.4
21 Franco MORBIDELLI	ITA	DUCATI	293.4	293.4	293.4	293.4	292.6	293.1	293.4
88 Miguel OLIVEIRA	POR	APRILIA	293.4	291.1	289.5	289.5	288.7	290.2	293.4
36 Joan MIR	SPA	HONDA	292.6	291.8	291.1	291.1	290.3	291.2	292.6
41 Aleix ESPARGARO	SPA	APRILIA	292.6	290.3	289.5	289.5	288.7	289.4	292.6
49 Fabio DI GIANNANTONIO	ITA	DUCATI	292.6	291.8	291.1	290.3	289.5	290.8	292.6
30 Takaaki NAKAGAMI	JPN	HONDA	291.8	291.1	290.3	289.5	289.5	290.1	291.8
10 Luca MARINI	ITA	HONDA	291.1	290.3	289.5	289.5	289.5	289.8	291.1
12 Maverick VIÑALES	SPA	APRILIA	291.1	291.1	291.1	291.1	290.3	290.8	291.1
32 Lorenzo SAVADORI	ITA	APRILIA	291.1	291.1	290.3	289.5	289.5	290.1	291.1
37 Augusto FERNANDEZ	SPA	KTM	291.1	291.1	289.5	285.7	284.2	288.3	291.1
25 Raul FERNANDEZ	SPA	APRILIA	290.3	289.5	288.7	288.7	288.7	289.2	290.3
73 Alex MARQUEZ	SPA	DUCATI	290.3	290.3	290.3	289.5	289.5	289.9	290.3
93 Marc MARQUEZ	SPA	DUCATI	290.3	290.3	290.3	289.5	289.5	289.9	290.3

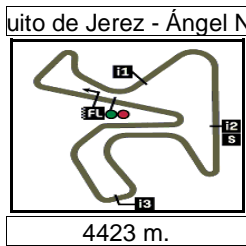
These data/results cannot be reproduced, stored and/or transmitted in whole or in part by any manner of electronic, mechanical, photocopying, recording, broadcasting or otherwise now known or herein after developed without the previous express consent by the copyright owner, except for reproduction in daily press and regular printed publications on sale to the public within 60 days of the event related to those data/results and always provided that copyright symbol appears together as follows below.

© DORNA, 2024

Official MotoGP Timing by TISSOT  
www.motogp.com



Jerez de la Frontera, Friday, April 26, 2024



Results and timing service provided by TISSOT

MotoGP™

GRAN PREMIO ESTRELLA GALICIA 0,0 DE ESPAÑA

Free Practice Nr. 1

Chronological Analysis of Performances

5

\* Lap / Sector time cancelled

T1 Time from finish line to 1st intermediate

T3 Time from 2nd intermed. to 3rd intermed.

P Crossing the finish line in pit lane

T2 Time from 1st intermed. to 2nd intermed.

T4 Time from 3rd intermediate to finish line

\*\*Tyre data subject to further updates

Lap	Lap Time	T1	T2	T3	T4	Speed	Lap	Lap Time	T1	T2	T3	T4	Speed
<b>1st</b>	<b>73</b>	<b>Alex MARQUEZ</b>		DUCATI		SPA	<b>Run # 2</b>	<b>Front Tyre Slick-Soft</b>		<b>Rear Tyre Slick-Medium</b>			
		Gresini Racing MotoGP						10 Laps at start		10 Laps at start			
		Runs=3 Total laps=20 Full laps=15 Valid laps=15					11	1'48.981 *	30.671	15.105	32.020*	31.185	281.2
<b>Run # 1</b>	<b>Front Tyre Slick-Soft</b>	<b>Rear Tyre Slick-Medium</b>					12	<b>1'39.902</b>	25.122	14.616	29.743	30.421	286.4
	<b>New Tyre</b>	<b>New Tyre</b>					13	<b>1'38.677</b>	24.790	14.454	29.360	30.073	288.7
1	2'03.839	31.989	15.323	32.165	32.014	268.6	14	<b>1'38.314</b>	24.273	14.394	29.630	30.017	288.0
2	<b>1'40.533</b>	25.647	14.464	30.011	30.411	288.0	15	<b>1'37.930</b>	24.351	14.394	29.068	30.117	288.7
3	<b>1'38.825</b>	24.940	14.215	29.496	30.174	290.3	16	1'39.462 P	26.036	15.330	30.871	27.225	272.0
4	<b>1'37.983</b>	24.624	14.248	29.357	29.754	287.2	<b>Run # 3</b>	<b>Front Tyre Slick-Soft</b>	<b>Rear Tyre Slick-Medium</b>				
5	<b>1'37.404</b>	24.415	14.201	29.119	29.669	290.3		16 Laps at start		16 Laps at start			
6	1'39.356 P	26.799	14.956	30.386	27.215	290.3	17	1'45.329	29.674	15.064	29.853	30.738	284.9
<b>Run # 2</b>	<b>Front Tyre Slick-Soft</b>	<b>Rear Tyre Slick-Medium</b>					18	<b>1'38.137</b>	24.443	14.396	29.261	30.037	288.7
	6 Laps at start		6 Laps at start				19	<b>1'37.759</b>	24.288	14.353	29.083	30.035	289.5
7	1'44.683	28.458	14.805	30.720	30.700	285.7	20	<b>1'37.623</b>	24.287	14.406	29.063	29.867	289.5
8	<b>1'38.997</b>	24.779	14.347	29.614	30.257	288.0	21	<b>1'37.280</b>	24.308	14.341	28.912	29.719	290.3
9	<b>1'37.959</b>	24.413	14.347	29.400	29.799	288.7	<b>3rd</b>	<b>12</b>	<b>Maverick VIÑALES</b>		APRILIA SPA		
10	<b>1'40.416</b>	26.451	14.536	29.454	29.975	288.7		Aprilia Racing		Runs=4 Total laps=19 Full laps=13 Valid laps=13			
11	<b>1'37.779</b>	24.477	14.354	29.131	29.817	288.7	<b>Run # 1</b>	<b>Front Tyre Slick-Soft</b>	<b>Rear Tyre Slick-Medium</b>				
12	<b>1'38.047</b>	24.622	14.376	29.121	29.928	289.5		New Tyre		New Tyre			
13	<b>1'44.877</b>	26.119	14.600	34.046	30.112	288.7	1	2'36.628	31.222	15.025	31.014	31.013	284.9
14	1'35.335 P	24.571	14.357	29.542	26.865	289.5	2	<b>1'39.113</b>	25.121	14.387	29.693	29.912	285.7
<b>Run # 3</b>	<b>Front Tyre Slick-Soft</b>	<b>Rear Tyre Slick-Soft</b>					3	<b>1'38.738</b>	24.855	14.437	29.540	29.906	291.1
	New Tyre		New Tyre				4	<b>1'38.201</b>	24.606	14.365	29.454	29.776	287.2
15	1'45.801	30.351	14.743	30.399	30.308	283.4	5	<b>1'37.703</b>	24.413	14.218	29.333	29.739	288.7
16	<b>1'37.443</b>	24.344	14.361	29.096	29.642	287.2	6	<b>1'41.017</b>	24.450	15.548	30.800	30.219	240.0
17	<b>1'36.630</b>	23.985	14.190	28.895	29.560	288.7	7	<b>1'37.621</b>	24.409	14.186	29.332	29.694	290.3
18	<b>1'38.336</b>	24.675	14.307	29.259	30.095	288.0	8	1'38.514 P	26.857	14.845	30.090	26.722	284.9
19	<b>1'37.474</b>	24.282	14.305	29.055	29.832	288.7	<b>Run # 2</b>	<b>Front Tyre Slick-Soft</b>	<b>Rear Tyre Slick-Medium</b>				
20	<b>1'37.514</b>	24.392	14.230	29.123	29.769	289.5		8 Laps at start		8 Laps at start			
<b>2nd</b>	<b>93</b>	<b>Marc MARQUEZ</b>		DUCATI		SPA	9	1'58.583 P	35.392	20.428	35.774	26.989	167.1
		Gresini Racing MotoGP					<b>Run # 3</b>	<b>Front Tyre Slick-Soft</b>	<b>Rear Tyre Slick-Medium</b>				
		Runs=3 Total laps=21 Full laps=16 Valid laps=16						9 Laps at start		9 Laps at start			
<b>Run # 1</b>	<b>Front Tyre Slick-Soft</b>	<b>Rear Tyre Slick-Medium</b>					10	1'45.823	29.072	15.510	31.182	30.059	238.4
	<b>New Tyre</b>	<b>New Tyre</b>					11	<b>1'38.000</b>	24.499	14.370	29.318	29.813	288.0
1	2'02.800	30.225	15.310	32.025	31.927	282.7	12	<b>1'40.528</b>	24.500	14.275	31.975	29.778	291.1
2	<b>1'41.126</b>	25.231	14.563	30.424	30.908	287.2	13	<b>1'37.705</b>	24.511	14.291	29.259	29.644	290.3
3	<b>1'38.784</b>	24.574	14.387	29.472	30.351	286.4	14	1'37.052 P	26.434	14.745	29.975	25.898	282.7
4	<b>1'37.768</b>	24.332	14.326	29.238	29.872	287.2	<b>Run # 4</b>	<b>Front Tyre Slick-Soft</b>	<b>Rear Tyre Slick-Medium</b>				
5	<b>1'37.376</b>	24.280	14.241	28.980	29.875	290.3		New Tyre		New Tyre			
6	<b>1'43.646</b>	25.994	14.961	31.485	31.206	277.6	15	1'44.914	30.576	14.595	30.066	29.677	288.0
7	<b>1'37.642</b>	24.465	14.247	28.979	29.951	288.7	16	<b>1'37.268</b>	24.449	14.178	29.184	29.457	291.1
8	<b>1'42.550</b>	24.283	14.297	31.397	32.573	290.3	17	<b>1'37.221</b>	24.258	14.186	29.295	29.482	291.1
9	<b>1'37.137</b>	24.297	14.217	28.965	29.658	289.5	18	<b>1'42.062</b>	24.321	14.257	33.575	29.909	290.3
10	1'38.503 P	26.187	14.866	30.435	27.015	281.9							

**Fastest Lap:** Alex MARQUEZ Gresini Racing MotoG SPA 1'36.630 23.985 14.190 28.895 29.560

These data/results cannot be reproduced, stored and/or transmitted in whole or in part by any manner of electronic, mechanical, photocopying, recording, broadcasting or otherwise now known or herein after developed without the previous express consent by the copyright owner, except for reproduction in daily press and regular printed publications on sale to the public within 60 days of the event related to those data/results and always provided that copyright symbol appears together as follows below.  
© DORNA, 2024



# Free Practice Nr. 1

# MotoGP

Lap	Lap Time	T1	T2	T3	T4	Speed	Lap	Lap Time	T1	T2	T3	T4	Speed
19	1'37.451	24.415	14.206	29.058	29.772	288.7	21	1'37.811	24.402	14.339	29.228	29.842	291.8
<b>4th 41 Aleix ESPARGARO</b> APRILIA SPA Aprilia Racing Runs=3 Total laps=17 Full laps=12 Valid laps=11							<b>6th 72 Marco BEZZECCHI</b> DUCATI ITA Pertamina Enduro VR46 Racing Team Runs=3 Total laps=19 Full laps=14 Valid laps=14						
Run #	1	Front Tyre	Slick-Soft	Rear Tyre	Slick-Medium		Run #	1	Front Tyre	Slick-Soft	Rear Tyre	Slick-Medium	
			New Tyre		New Tyre					New Tyre		New Tyre	
1	2'20.285	30.463	15.127	31.924	31.749	277.6	1	2'04.040	31.114	15.354	32.308	31.670	281.9
2	1'41.190	25.623	14.623	30.158	30.786	288.0	2	1'40.567	25.602	14.621	30.132	30.212	289.5
3	1'39.312	24.986	14.469	29.722	30.135	288.7	3	1'39.280	24.922	14.526	29.782	30.050	287.2
4	1'38.787	24.676	14.421	29.558	30.132	288.7	4	1'38.210	24.744	14.284	29.360	29.822	293.4
5	1'42.644	24.639	14.288	30.159	33.558	290.3	5	1'38.654	24.572	14.263	29.394	30.425	294.2
6	1'38.025	24.608	14.207	29.378	29.832	292.6	6	1'36.659	24.805	14.263	30.172	27.419	293.4
7	1'38.229	P 25.767	14.739	30.913	26.810	284.2							
Run #	2	Front Tyre	Slick-Soft	Rear Tyre	Slick-Medium		Run #	2	Front Tyre	Slick-Soft	Rear Tyre	Slick-Medium	
			7 Laps at start		7 Laps at start					6 Laps at start		6 Laps at start	
8	1'50.234	32.257	16.633	30.841	30.503	279.7	7	1'46.418	29.953	14.795	31.316	30.354	286.4
9	1'39.037	24.870	14.429	29.732	30.006	286.4	8	1'38.542	24.625	14.479	29.518	29.920	288.7
10	1'38.351	* 24.587	14.282	29.429*	30.053	288.7	9	1'37.958	24.387	14.403	29.293	29.875	290.3
11	1'40.335	24.591	14.416	29.721	31.607	288.7	10	1'37.652	24.248	14.332	29.271	29.801	290.3
12	1'38.189	24.612	14.389	29.252	29.936	289.5	11	1'46.090	25.090	16.862	33.742	30.396	171.1
13	1'40.254	P 26.329	15.249	30.837	27.839	270.0	12	1'36.159	P 24.429	14.356	30.537*	26.837	290.3
Run #	3	Front Tyre	Slick-Soft	Rear Tyre	Slick-Medium		Run #	3	Front Tyre	Slick-Soft	Rear Tyre	Slick-Medium	
			New Tyre		New Tyre					12 Laps at start		12 Laps at start	
14	1'50.317	35.022	14.939	30.183	30.173	284.9	13	1'49.071	31.437	14.915	32.564	30.155	282.7
15	1'37.864	24.491	14.259	29.280	29.834	288.7	14	1'42.839	24.373	14.351	32.140	31.975	289.5
16	1'37.626	24.482	14.297	29.145	29.702	288.7	15	1'38.270	24.627	14.253	29.440	29.950	292.6
17	1'37.303	24.311	14.209	29.099	29.684	289.5	16	1'37.838	24.448	14.262	29.459	29.669	291.1
<b>5th 21 Franco MORBIDELLI</b> DUCATI ITA Prima Pramac Racing Runs=2 Total laps=22 Full laps=19 Valid laps=19							<b>7th 26 Daniel PEDROSA</b> KTM SPA Red Bull KTM Factory Racing Runs=3 Total laps=20 Full laps=15 Valid laps=15						
Run #	1	Front Tyre	Slick-Soft	Rear Tyre	Slick-Medium		Run #	1	Front Tyre	Slick-Soft	Rear Tyre	Slick-Medium	
			New Tyre		New Tyre					New Tyre		New Tyre	
1	2'03.329	31.632	15.698	31.969	32.564	281.9	1	2'32.920	33.593	15.831	32.401	31.733	282.7
2	1'40.897	25.569	14.469	30.130	30.729	290.3	2	1'42.296	26.183	14.730	30.617	30.766	295.8
3	1'38.867	24.851	14.243	29.541	30.232	292.6	3	1'39.768	25.299	14.562	29.863	30.044	290.3
4	1'38.850	24.943	14.276	29.491	30.140	293.4	4	1'38.625	24.708	14.286	29.664	29.967	297.5
5	1'37.705	24.450	14.188	29.280	29.787	293.4	5	1'38.203	24.717	14.109	29.466	29.911	300.0
6	1'47.680	28.153	15.517	33.745	30.265	293.4	6	1'37.993	24.538	14.158	29.407	29.890	297.5
7	1'39.141	24.537	14.194	29.535	30.875	293.4	7	1'38.696	P 27.378	14.558	30.411	26.349	292.6
8	1'38.830	24.574	14.278	29.683	30.295	292.6							
9	1'38.748	24.888	14.238	29.511	30.111	291.8							
10	1'47.625	29.316	15.269	31.229	31.811	287.2							
11	1'38.220	24.585	14.308	29.373	29.954	291.1							
12	1'37.547	24.357	14.295	29.103	29.792	291.1							
13	1'44.694	P 27.348	16.129	33.261	27.956	272.0							
Run #	2	Front Tyre	Slick-Soft	Rear Tyre	Slick-Medium		Run #	2	Front Tyre	Slick-Soft	Rear Tyre	Slick-Medium	
			13 Laps at start		13 Laps at start					7 Laps at start		7 Laps at start	
14	1'45.956	30.275	14.865	30.309	30.507	287.2	8	1'48.923	32.322	14.926	30.901	30.774	288.7
15	1'40.226	24.886	14.997	30.192	30.151	285.7	9	1'39.545	25.025	14.414	29.847	30.259	299.1
16	1'38.683	24.637	14.395	29.490	30.161	289.5	10	1'38.961	24.896	14.347	29.687	30.031	298.3
17	1'38.278	24.534	14.378	29.422	29.944	288.0	11	1'38.605	24.689	14.296	29.615	30.005	298.3
18	1'37.936	24.385	14.338	29.275	29.938	289.5	12	1'37.855	24.471	14.269	29.256	29.859	297.5
19	1'47.808	28.145	17.295	31.898	30.470	193.2	13	1'37.643	24.396	14.143	29.325	29.779	300.0
20	1'48.109	24.433	14.326	38.771	30.579	289.5	14	1'38.900	P 26.301	15.187	30.931	26.481	269.3
Run #	3	Front Tyre	Slick-Soft	Rear Tyre	Slick-Medium		Run #	3	Front Tyre	Slick-Soft	Rear Tyre	Slick-Medium	
			14 Laps at start		14 Laps at start					14 Laps at start		14 Laps at start	
15	1'51.437	30.878	17.616	31.342	31.601	281.9							

**Fastest Lap:** Alex MARQUEZ Gresini Racing MotoG SPA 1'36.630 23.985 14.190 28.895 29.560

These data/results cannot be reproduced, stored and/or transmitted in whole or in part by any manner of electronic, mechanical, photocopying, recording, broadcasting or otherwise now known or herein after developed without the previous express consent by the copyright owner, except for reproduction in daily press and regular printed publications on sale to the public within 60 days of the event related to those data/results and always provided that copyright symbol appears together as follows below.  
© DORNA, 2024



# Free Practice Nr. 1

MotoGP

Lap	Lap Time	T1	T2	T3	T4	Speed	Lap	Lap Time	T1	T2	T3	T4	Speed
16	1'38.635	24.842	14.345	29.462	29.986	295.8	14	1'37.838 P	27.138	14.451	29.669	26.580	291.8
17	1'37.820	24.459	14.262	29.300	29.799	297.5	<b>Run # 3</b>						297.5
18	1'37.752	24.401	14.238	29.263	29.850	294.2	Front Tyre Slick-Soft Rear Tyre Slick-Medium						294.2
19	1'37.613	24.439	14.200	29.261	29.713	297.5	14 Laps at start 14 Laps at start						297.5
20	1'45.095	27.042	15.640	31.007	31.406	279.0	15	1'41.910	27.585	14.665	29.630	30.030	289.5

**8th 33 Brad BINDER** KTM RSA  
Red Bull KTM Factory Racing

Runs=3 Total laps=20 Full laps=15 Valid laps=15

**Run # 1** Front Tyre Slick-Soft Rear Tyre Slick-Medium  
New Tyre New Tyre

1	2'06.522	32.066	15.582	32.313	31.319	270.6
2	1'40.822	25.408	14.407	30.233	30.774	294.2
3	1'39.336	24.850	14.348	29.844	30.294	295.8
4	1'38.967	24.775	14.391	29.659	30.142	295.0
5	1'37.934	24.544	14.272	29.318	29.800	294.2
6	1'40.218	24.790	14.423	30.805	30.200	293.4
7	1'38.112	24.532	14.264	29.310	30.006	292.6
8	1'38.110	24.369	14.312	29.494	29.935	291.8
9	1'38.026	24.486	14.283	29.405	29.852	294.2
10	1'52.480 P	27.863	15.714	33.661	35.242	264.0

**Run # 2** Front Tyre Slick-Soft Rear Tyre Slick-Medium  
New Tyre 10 Laps at start

11	1'53.814	33.625	15.297	33.720	31.172	291.8
12	1'39.757	25.286	14.520	29.870	30.081	291.8
13	1'42.166 P	27.902	15.967	31.812	26.485	288.7

**Run # 3** Front Tyre Slick-Soft Rear Tyre Slick-Medium  
3 Laps at start 13 Laps at start

14	1'53.527	32.015	14.894	36.139	30.479	290.3
15	1'38.037	24.496	14.316	29.251	29.974	291.8
16	1'37.618	24.458	14.262	29.190	29.708	294.2
17	1'38.218	24.597	14.280	29.375	29.966	294.2
18	1'37.703	24.268	14.248	29.364	29.823	293.4
19	1'40.863	24.463	14.360	31.715	30.325	291.1
20	1'37.851	24.389	14.309	29.295	29.858	292.6

**9th 89 Jorge MARTIN** DUCATI SPA  
Prima Pramac Racing

Runs=3 Total laps=18 Full laps=13 Valid laps=12

**Run # 1** Front Tyre Slick-Soft Rear Tyre Slick-Medium  
New Tyre New Tyre

1	2'23.898	29.411	15.006	31.486	31.256	288.7
2	1'40.422	25.374	14.402	30.004	30.642	289.5
3	1'38.948	24.895	14.375	29.661	30.017	291.1
4	1'38.414	24.650	14.313	29.560	29.891	293.4
5	1'39.825	24.633	14.345	29.740	31.107	295.0
6	1'38.310	24.618	14.319	29.336	30.037	293.4
7	1'37.177 P	25.987	14.635	30.053	26.502	289.5

**Run # 2** Front Tyre Slick-Soft Rear Tyre Slick-Medium  
7 Laps at start 7 Laps at start

8	1'44.218	29.253	14.725	29.963	30.277	288.7
9	1'38.458	24.657	14.376	29.537	29.888	291.1
10	1'38.277 *	24.526	14.384	29.408*	29.959	288.7
11	1'37.635	24.357	14.318	29.136	29.824	291.1
12	1'37.903	24.385	14.423	29.267	29.828	291.1
13	1'37.842	24.403	14.322	29.170	29.947	292.6

**10th 31 Pedro ACOSTA** KTM SPA  
Red Bull GASGAS Tech3

Runs=2 Total laps=20 Full laps=17 Valid laps=17

**Run # 1** Front Tyre Slick-Soft Rear Tyre Slick-Medium  
New Tyre New Tyre

1	2'04.715	31.134	15.031	31.847	32.080	290.3
2	1'41.114	25.596	14.701	30.140	30.677	292.6
3	1'39.021	25.067	14.237	29.636	30.081	294.2
4	1'43.327	28.526	14.907	29.822	30.072	297.5
5	1'38.469	24.747	14.199	29.357	30.166	295.8
6	1'38.047	24.630	14.246	29.390	29.781	299.1
7	1'38.232	24.761	14.195	29.385	29.891	292.6
8	1'37.849	24.691	14.137	29.107	29.914	294.2
9	1'43.662	24.530	14.207	32.152	32.773	293.4
10	1'38.544	24.651	14.467	29.207	30.219	290.3
11	1'38.490 P	26.245	14.931	30.436	26.878	272.7

**Run # 2** Front Tyre Slick-Soft Rear Tyre Slick-Medium  
New Tyre 11 Laps at start

12	1'48.478	29.444	17.880	30.897	30.257	266.0
13	1'38.205	24.691	14.282	29.168	30.064	292.6
14	1'37.869	24.327	14.239	29.415	29.888	293.4
15	1'41.941	24.643	15.074	30.456	31.768	266.6
16	1'37.886	24.461	14.346	29.126	29.953	292.6
17	1'37.822	24.485	14.237	29.203	29.897	292.6
18	1'40.414	27.041	14.246	29.291	29.836	295.0
19	1'37.642	24.421	14.251	29.247	29.723	294.2
20	1'40.359	24.506	14.306	31.181	30.366	291.8

**11th 49 Fabio DI GIANNANTONI** DUCATI ITA  
Pertamina Enduro VR46 Racing Team

Runs=3 Total laps=18 Full laps=13 Valid laps=13

**Run # 1** Front Tyre missing data Rear Tyre missing data  
\*\* Laps at start \*\* Laps at start

1	2'16.461	30.144	15.432	31.255	30.752	276.2
2	1'40.025	25.179	14.423	30.122	30.301	284.9
3	1'38.916	24.661	14.362	29.751	30.142	288.7
4	1'38.713	24.647	14.374	29.660	30.032	286.4
5	1'38.402	24.666	14.171	29.518	30.047	292.6
6	1'38.310	24.616	14.193	29.535	29.966	291.8
7	1'38.373	24.708	14.275	29.467	29.923	290.3
8	1'39.539 P	26.724	14.840	30.934	27.041	284.2

**Run # 2** Front Tyre missing data Rear Tyre missing data  
\*\* Laps at start \*\* Laps at start

9	1'49.123	33.554	14.779	30.557	30.233	284.9
10	1'38.686	24.839	14.304	29.520	30.023	288.0
11	1'38.089	24.575	14.326	29.298	29.890	287.2
12	1'38.291	24.604	14.319	29.318	30.050	287.2
13	1'35.171 P	24.597	14.323	29.481	26.770	285.7

**Fastest Lap:** Alex MARQUEZ Gresini Racing MotoGP SPA 1'36.630 23.985 14.190 28.895 29.560

These data/results cannot be reproduced, stored and/or transmitted in whole or in part by any manner of electronic, mechanical, photocopying, recording, broadcasting or otherwise now known or herein after developed without the previous express consent by the copyright owner, except for reproduction in daily press and regular printed publications on sale to the public within 60 days of the event related to those data/results and always provided that copyright symbol appears together as follows below.  
© DORNA, 2024



# Free Practice Nr. 1

# MotoGP

Lap	Lap Time	T1	T2	T3	T4	Speed	Lap	Lap Time	T1	T2	T3	T4	Speed
Run # 3	Front Tyre missing data	Rear Tyre missing data					13	1'37.987	24.684	14.295	29.435	29.573	292.6
	** Laps at start	** Laps at start					14	1'37.985	24.617	14.234	29.527	29.607	293.4
14	1'46.171	31.483	14.559	29.972	30.157	288.7	15	1'37.174	P 25.884	14.842	30.183	26.265	288.7
15	1'38.061	24.649	14.309	29.254	29.849	289.5	Run # 3	Front Tyre Slick-Soft	Rear Tyre Slick-Medium				
16	1'37.724	24.511	14.215	29.155	29.843	289.5		15 Laps at start		15 Laps at start			
17	1'37.914	24.539	14.235	29.268	29.872	291.1	16	1'44.280	29.548	14.821	29.957	29.954	290.3
18	1'38.437	24.650	14.310	29.394	30.083	286.4	17	1'38.332	24.602	14.316	29.541	29.873	292.6
							18	1'38.037	24.495	14.254	29.570	29.718	292.6
							19	1'37.960	24.480	14.331	29.376	29.773	292.6

**12th** **1** **Francesco BAGNAIA** DUCATI ITA  
Ducati Lenovo Team

Runs=4 Total laps=17 Full laps=11 Valid laps=11

Run #	Front Tyre	Slick-Soft	Rear Tyre	Slick-Medium	New Tyre	New Tyre
1	2'32.139	P 30.475	15.224	31.942	27.789	287.2
Run # 2	Front Tyre	Slick-Soft	Rear Tyre	Slick-Medium	1 Laps at start	
2	1'50.398	32.097	15.094	31.908	31.299	286.4
3	1'39.908	25.118	14.332	30.013	30.445	293.4
4	1'39.320	24.829	14.353	29.800	30.338	290.3
5	1'38.491	24.697	14.285	29.472	30.037	291.8
6	1'40.901	P 27.976	15.312	31.211	26.402	276.2
Run # 3	Front Tyre	Slick-Soft	Rear Tyre	Slick-Medium	6 Laps at start	
7	1'45.978	* 29.979	14.803	30.776*	30.420	288.7
8	1'40.008	24.697	14.283	30.832	30.196	292.6
9	1'38.265	24.598	14.341	29.387	29.939	292.6
10	1'41.280	27.053	14.596	29.572	30.059	293.4
11	1'37.910	24.481	14.263	29.321	29.845	292.6
12	1'37.412	P 26.077	14.667	29.899	26.769	289.5
Run # 4	Front Tyre	Slick-Soft	Rear Tyre	Slick-Medium	12 Laps at start	
13	1'43.776	29.018	14.608	30.074	30.076	290.3
14	1'38.877	24.470	14.283	30.226	29.898	292.6
15	1'42.057	27.422	14.760	29.675	30.200	290.3
16	1'37.860	24.406	14.352	29.270	29.832	290.3
17	1'37.792	24.329	14.331	29.297	29.835	291.1

**13th** **23** **Enea BASTIANINI** DUCATI ITA  
Ducati Lenovo Team

Runs=3 Total laps=19 Full laps=14 Valid laps=13

Run #	Front Tyre	Slick-Soft	Rear Tyre	Slick-Medium	New Tyre	New Tyre
1	2'28.317	30.784	15.655	32.009	31.941	286.4
2	1'40.647	25.635	14.583	30.001	30.428	293.4
3	1'38.980	24.968	14.376	29.641	29.995	291.1
4	1'38.212	24.679	14.311	29.542	29.680	293.4
5	1'40.063	25.144	14.738	30.128	30.053	291.1
6	1'39.845	25.035	14.386	30.091	30.333	295.8
7	1'37.886	24.666	14.277	29.417	29.526	291.8
8	1'36.963	P 26.276	14.519	29.864	26.304	291.1
Run # 2	Front Tyre	Slick-Soft	Rear Tyre	Slick-Medium	8 Laps at start	
9	1'45.962	30.068	15.014	30.640	30.240	288.0
10	1'39.214	* 24.854	14.408	29.780*	30.172	292.6
11	1'38.246	24.742	14.350	29.422	29.732	292.6
12	1'41.734	27.530	14.449	29.950	29.805	294.2

**14th** **20** **Fabio QUARTARARO** YAMAHA FRA  
Monster Energy Yamaha MotoGP Team

Runs=3 Total laps=15 Full laps=10 Valid laps=10

Run #	Front Tyre	Slick-Soft	Rear Tyre	Slick-Medium	New Tyre	New Tyre
1	3'01.499	34.199	15.707	31.858	31.776	284.9
2	1'40.748	25.349	14.785	30.042	30.572	288.0
3	1'39.250	24.780	14.527	29.635	30.308	291.1
4	1'38.561	24.564	14.439	29.400	30.158	288.7
5	1'38.324	24.477	14.451	29.367	30.029	291.8
6	1'38.023	24.348	14.374	29.307	29.994	291.8
7	1'39.727	P 26.314	15.085	31.079	27.249	282.7
Run # 2	Front Tyre	Slick-Soft	Rear Tyre	Slick-Medium	7 Laps at start	
8	1'49.616	32.928	15.091	30.818	30.779	286.4
9	1'35.455	P 25.004	14.590	29.824	26.037	289.5
Run # 3	Front Tyre	Slick-Soft	Rear Tyre	Slick-Medium	9 Laps at start	
10	1'44.676	28.929	14.902	30.255	30.590	288.7
11	1'38.707	24.609	14.552	29.546	30.000	288.0
12	1'38.367	24.507	14.508	29.402	29.950	291.1
13	1'38.012	24.406	14.329	29.319	29.958	290.3
14	1'38.296	24.525	14.400	29.346	30.025	291.8
15	1'47.334	30.775	14.312	29.699	32.548	293.4

**15th** **88** **Miguel OLIVEIRA** APRILIA POR  
Trackhouse Racing

Runs=3 Total laps=20 Full laps=15 Valid laps=15

Run #	Front Tyre	Slick-Soft	Rear Tyre	Slick-Medium	New Tyre	New Tyre
1	2'13.262	30.421	15.124	32.555	31.534	271.3
2	1'41.086	25.803	14.582	30.311	30.390	289.5
3	1'41.934	P 27.605	15.490	31.573	27.266	270.0
Run # 2	Front Tyre	Slick-Soft	Rear Tyre	Slick-Medium	3 Laps at start	
4	1'45.540	29.221	14.797	30.872	30.650	285.7
5	1'39.299	25.079	14.509	29.870	29.841	288.0
6	1'38.600	24.790	14.378	29.521	29.911	285.7
7	1'38.073	24.576	14.431	29.257	29.809	286.4
8	1'41.964	25.022	15.266	30.324	31.352	281.9
9	1'34.895	P 24.623	14.369	29.360	26.543	288.0
Run # 3	Front Tyre	Slick-Soft	Rear Tyre	Slick-Medium	9 Laps at start	
10	1'45.505	30.612	14.538	30.177	30.178	289.5
11	1'38.926	24.827	14.448	29.483	30.168	288.0
12	1'38.291	24.552	14.395	29.462	29.882	286.4

**Fastest Lap:** Alex MARQUEZ Gresini Racing MotoG SPA 1'36.630 23.985 14.190 28.895 29.560

These data/results cannot be reproduced, stored and/or transmitted in whole or in part by any manner of electronic, mechanical, photocopying, recording, broadcasting or otherwise now known or herein after developed without the previous express consent by the copyright owner, except for reproduction in daily press and regular printed publications on sale to the public within 60 days of the event related to those data/results and always provided that copyright symbol appears together as follows below.  
© DORNA, 2024



# Free Practice Nr. 1

MotoGP

Lap	Lap Time	T1	T2	T3	T4	Speed	Lap	Lap Time	T1	T2	T3	T4	Speed
13	1'38.468	24.640	14.474	29.460	29.894	287.2	Run # 3	Front Tyre Slick-Soft	Rear Tyre Slick-Medium				
14	1'42.573	25.588	15.368	30.732	30.885	278.3	9 Laps at start			9 Laps at start			
15	1'38.049	24.531	14.413	29.276	29.829	288.0	10	1'46.163	30.296	14.852	30.581	30.434	285.7
16	1'41.357	24.635	14.311	31.415	30.996	293.4	11	1'39.131	25.035*	14.435	29.682	29.979	287.2
17	1'38.447	24.575	14.401	29.447	30.024	291.1	12	1'38.203	24.566	14.362	29.423	29.852	290.3
18	1'38.501	24.591	14.352	29.463	30.095	288.7	13	1'38.446	24.569	14.395	29.411	30.071	291.1
19	1'45.486	26.884	15.860	31.736	31.006	207.2	14	1'38.282	24.607	14.374	29.402	29.899	290.3
20	1'38.954	24.674	14.413	29.834	30.033	288.7	15	1'47.524	29.138	15.853	30.884	31.649	270.6

**16th 43 Jack MILLER** KTM AUS  
 Red Bull KTM Factory Racing  
 Runs=3 Total laps=20 Full laps=15 Valid laps=15

Run #	1	Front Tyre	Slick-Soft	Rear Tyre	Slick-Medium	Speed
		New Tyre		New Tyre		
1	2'09.304	31.793	15.279	31.234	31.590	290.3
2	1'40.378	25.647	14.553	29.923	30.255	293.4
3	1'38.975	24.923	14.364	29.621	30.067	295.8
4	1'39.074	25.034	14.337	29.703	30.000	294.2
5	1'38.773	24.525	14.327	29.649	30.272	292.6
6	1'40.060	24.683	14.275	31.027	30.075	296.7
7	1'39.674	24.584	14.517	29.778	30.795	295.0
8	1'39.002	24.635	14.330	29.648	30.389	294.2
9	1'38.574	24.752	14.338	29.400	30.084	293.4
10	1'41.265 P	28.843	14.998	30.670	26.754	285.7
		10 Laps at start		10 Laps at start		
11	1'48.680	31.101	15.036	31.422	31.121	288.0
12	1'39.362	24.851	14.472	29.583	30.456	291.8
13	1'38.744	24.606	14.483	29.472	30.183	289.5
14	1'38.465	24.620	14.375	29.324	30.146	294.2
15	1'38.941 P	26.684	14.879	30.557	26.821	288.7
		15 Laps at start				
16	1'46.383	31.392	14.943	29.912	30.136	286.4
17	1'38.098	24.486	14.432	29.259	29.921	291.1
18	1'40.462	24.355	14.368	31.672	30.067	292.6
19	1'38.078	24.427	14.319	29.275	30.057	294.2
20	1'43.865	24.533	14.493	32.406	32.433	291.1

**17th 42 Alex RINS** YAMAHA SPA  
 Monster Energy Yamaha MotoGP Team  
 Runs=3 Total laps=15 Full laps=10 Valid laps=9

Run #	1	Front Tyre	Slick-Soft	Rear Tyre	Slick-Medium	Speed
		New Tyre		New Tyre		
1	2'06.710	30.629	15.558	32.413	31.234	267.3
2	1'41.015	25.625	14.344	30.321	30.725	287.2
3	1'39.340	25.092	14.338	29.819	30.091	287.2
4	1'43.368	24.830	14.279	33.851	30.408	294.2
5	1'38.978	24.857	14.375	29.600	30.146	293.4
6	1'38.643	24.816	14.284	29.567	29.976	293.4
7	1'43.214 P	30.592	14.893	30.651	27.078	284.2
		7 Laps at start		7 Laps at start		
8	1'46.050	30.317	14.797	30.388	30.548	286.4
9	1'38.711 P	25.011	14.620	32.274*	26.806	285.7

**18th 25 Raul FERNANDEZ** APRILIA SPA  
 Trackhouse Racing  
 Runs=3 Total laps=16 Full laps=11 Valid laps=11

Run #	1	Front Tyre	Slick-Soft	Rear Tyre	Slick-Medium	Speed
		New Tyre		New Tyre		
1	2'40.197	31.035	15.225	31.737	31.658	284.2
2	1'40.473	25.495	14.628	30.005	30.345	284.9
3	1'38.637	24.693	14.448	29.585	29.911	288.7
4	1'38.348	24.522	14.442	29.540	29.844	288.0
5	1'38.534	24.502	14.518	29.602	29.912	284.2
6	1'38.247	24.620	14.373	29.424	29.830	290.3
7	1'41.145 P	26.677	14.859	30.870	28.739	286.4
		7 Laps at start		7 Laps at start		
8	1'50.061	34.240	14.785	30.481	30.555	285.7
9	1'38.937	25.013	14.354	29.580	29.990	288.0
10	1'40.862	24.788	14.423	31.554	30.097	288.7
11	1'38.388	24.665	14.373	29.378	29.972	289.5
12	1'40.449 P	26.647	14.660	30.431	28.711	285.7
		12 Laps at start		12 Laps at start		
13	1'53.112	37.492	14.844	30.445	30.331	287.2
14	1'38.671	24.763	14.426	29.463	30.019	288.0
15	1'41.627	27.333	14.436	29.769	30.089	288.7
16	1'38.540	24.553	14.478	29.452	30.057	282.7

**19th 5 Johann ZARCO** HONDA FRA  
 CASTROL Honda LCR  
 Runs=3 Total laps=19 Full laps=14 Valid laps=14

Run #	1	Front Tyre	Slick-Soft	Rear Tyre	Slick-Medium	Speed
		New Tyre		New Tyre		
1	2'05.191	31.707	15.301	31.681	31.845	264.0
2	1'40.861	25.669	14.575	30.111	30.506	287.2
3	1'39.499	25.041	14.446	29.870	30.142	291.1
4	1'38.928	24.803	14.373	29.614	30.138	290.3
5	1'38.927	24.692	14.396	29.717	30.122	289.5
6	1'40.470 P	26.890	15.501	31.740	26.339	294.2
		6 Laps at start		6 Laps at start		
7	1'45.544	29.429	15.297	30.403	30.415	276.2
8	1'39.517	25.021	14.470	29.864	30.162	286.4
9	1'39.036	24.746	14.453	29.734	30.103	284.9
10	1'41.289	24.775	14.435	29.811	32.268	284.2
11	10'01.107 P	24.719	14.397			288.7
		New Tyre		New Tyre		
12	1'48.041	29.674	17.174	30.828	30.365	279.0

**Fastest Lap:** Alex MARQUEZ Gresini Racing MotoG SPA 1'36.630 23.985 14.190 28.895 29.560

These data/results cannot be reproduced, stored and/or transmitted in whole or in part by any manner of electronic, mechanical, photocopying, recording, broadcasting or otherwise now known or herein after developed without the previous express consent by the copyright owner, except for reproduction in daily press and regular printed publications on sale to the public within 60 days of the event related to those data/results and always provided that copyright symbol appears together as follows below.  
 © DORNA, 2024



# Free Practice Nr. 1

# MotoGP

Lap	Lap Time	T1	T2	T3	T4	Speed	Lap	Lap Time	T1	T2	T3	T4	Speed
13	1'38.857	24.752	14.371	29.658	30.076	286.4	16	1'38.664	24.678	14.392	29.460	30.134	288.7
14	1'38.372	24.554	14.322	29.464	30.032	288.0	17	1'56.392	33.084	16.992	32.143	34.173	232.7
15	1'40.697	24.437	14.264	32.131	29.865	291.8	18	1'39.186	24.919	14.465	29.558	30.244	289.5
16	1'38.975	24.611	14.344	29.667	30.353	291.1	19	1'41.419	24.781	14.360	31.040	31.238	289.5
17	1'43.735	29.279	14.602	29.804	30.050	289.5							
18	1'38.360	24.622	14.292	29.541	29.905	291.1							
19	1'39.466	24.586	14.465	29.799	30.616	290.3							

**20th 37** **Augusto FERNANDEZ** KTM SPA  
Red Bull GASGAS Tech3  
Runs=3 Total laps=14 Full laps=9 Valid laps=9

Run #	1	Front Tyre	Slick-Soft	Rear Tyre	Slick-Medium	New Tyre	New Tyre
1	2'07.818	31.625	15.327	32.254	31.213	252.9	
2	1'40.664	25.396	14.539	30.264	30.465	291.1	
3	1'39.019	24.800	14.356	29.835	30.028	285.7	
4	1'42.454	27.340	14.621	30.148	30.345	280.5	
5	1'43.728	28.191	14.834	30.372	30.331	271.3	
6	1'38.475	24.818	14.350	29.403	29.904	291.1	
7	1'38.370	24.608	14.316	29.470	29.976	289.5	
8	1'39.264	P 26.265	14.673	30.388	27.938	283.4	

Run #	2	Front Tyre	Slick-Soft	Rear Tyre	Slick-Medium	New Tyre	8 Laps at start
9	1'51.316	32.398	15.557	32.648	30.713	280.5	
10	1'39.534	24.859	14.610	29.588	30.477	283.4	
11	1'45.187	25.758	14.869	33.867	30.693	282.7	
12	1'39.359	24.954	14.512	29.643	30.250	284.2	
13	3'57.876	P 2'08.653	27.357	49.480	32.386	153.6	

Run #	3	Front Tyre	Slick-Soft	Rear Tyre	Slick-Medium	5 Laps at start	13 Laps at start
14	1'49.933	30.909	15.129	32.837	31.058	279.7	

**21st 30** **Takaaki NAKAGAMI** HONDA JPN  
IDEMITSU Honda LCR  
Runs=3 Total laps=19 Full laps=14 Valid laps=14

Run #	1	Front Tyre	Slick-Soft	Rear Tyre	Slick-Medium	New Tyre	New Tyre
1	2'20.556	34.796	16.430	33.360	32.578	251.7	
2	1'41.202	25.943	14.646	30.232	30.381	291.1	
3	1'39.290	24.994	14.354	29.808	30.134	290.3	
4	1'38.713	24.734	14.354	29.591	30.034	288.0	
5	1'38.658	24.727	14.276	29.633	30.022	291.8	
6	1'44.020	P 31.635	14.865	30.366	27.154	289.5	

Run #	2	Front Tyre	Slick-Soft	Rear Tyre	Slick-Medium	6 Laps at start	6 Laps at start
7	1'47.527	29.540	15.238	31.664	31.085	280.5	
8	1'40.084	25.206	14.480	29.952	30.446	286.4	
9	1'38.914	24.736	14.419	29.602	30.157	289.5	
10	1'39.256	24.947	14.458	29.597	30.254	289.5	
11	1'38.539	24.553	14.397	29.437	30.152	287.2	
12	1'42.888	P 27.009	16.342	32.315	27.222	195.2	

Run #	3	Front Tyre	Slick-Soft	Rear Tyre	Slick-Medium	12 Laps at start	12 Laps at start
13	1'50.996	29.028	14.952	32.358	34.658	284.2	
14	1'41.302	25.408	14.557	30.684	30.653	285.7	
15	1'42.119	24.876	14.528	32.362	30.353	284.2	

**22nd 36** **Joan MIR** HONDA SPA  
Repsol Honda Team  
Runs=3 Total laps=18 Full laps=13 Valid laps=12

Run #	1	Front Tyre	Slick-Soft	Rear Tyre	Slick-Medium	New Tyre	New Tyre
1	2'04.939	32.561	15.173	31.688	31.847	284.2	
2	1'41.874	25.854	14.804	30.552	30.664	284.9	
3	1'39.667	25.029	14.554	29.831	30.253	291.1	
4	1'44.616	24.915	14.624	34.696	30.381	288.7	
5	1'39.166	24.950	14.479	29.555	30.182	291.1	
6	1'39.595	24.587	14.387	30.398	30.223	292.6	
7	1'38.982	24.776	14.420	29.553	30.233	289.5	
8	1'45.096	P 29.260	15.477	32.410	27.949	276.2	

Run #	2	Front Tyre	Slick-Soft	Rear Tyre	Slick-Medium	8 Laps at start	8 Laps at start
9	1'46.999	31.086	14.883	30.558	30.472	284.9	
10	1'39.949	25.117	14.618	29.871	30.343	288.0	
11	1'38.909	* 24.792	14.532	29.479*	30.106	288.0	
12	1'38.822	24.697	14.550	29.461	30.114	288.7	
13	1'38.574	24.552	14.504	29.469	30.049	290.3	
14	1'45.142	P 29.589	15.263	31.873	28.417	291.8	

Run #	3	Front Tyre	Slick-Soft	Rear Tyre	Slick-Medium	14 Laps at start	14 Laps at start
15	1'50.033	34.174	15.240	30.332	30.287	277.6	
16	1'39.017	24.776	14.456	29.624	30.161	290.3	
17	1'38.959	24.675	14.473	29.624	30.187	288.7	
18	1'38.728	24.679	14.490	29.457	30.102	288.7	

**23rd 32** **Lorenzo SAVADORI** APRILIA ITA  
Aprilia Racing  
Runs=3 Total laps=17 Full laps=12 Valid laps=12

Run #	1	Front Tyre	Slick-Soft	Rear Tyre	Slick-Medium	New Tyre	New Tyre
1	2'37.157	34.433	15.380	31.767	32.287	284.2	
2	1'40.375	25.369	14.585	30.093	30.328	288.7	
3	1'38.940	24.645	14.412	29.647	30.236	289.5	
4	1'38.728	24.584	14.418	29.656	30.070	289.5	
5	1'42.260	27.553	14.486	29.875	30.346	290.3	
6	1'40.749	24.723	14.376	30.701	30.949	291.1	
7	1'42.135	P 27.399	15.444	31.327	27.965	285.7	

Run #	2	Front Tyre	Slick-Soft	Rear Tyre	Slick-Medium	7 Laps at start	7 Laps at start
8	1'50.609	32.198	14.960	32.612	30.839	287.2	
9	1'41.577	25.839	14.687	30.440	30.611	286.4	
10	1'40.893	25.127	14.613	30.242	30.911	288.0	
11	1'40.505	25.073	14.528	30.284	30.620	289.5	
12	1'40.270	24.864	14.666	29.996	30.744	287.2	
13	1'40.356	25.043	14.643	30.045	30.625	288.0	
14	1'42.684	P 26.325	16.176	32.398	27.785	196.7	

<b>Fastest Lap:</b>	Alex MARQUEZ	Gresini Racing MotoGP	SPA	1'36.630	23.985	14.190	28.895	29.560
---------------------	--------------	-----------------------	-----	----------	--------	--------	--------	--------

These data/results cannot be reproduced, stored and/or transmitted in whole or in part by any manner of electronic, mechanical, photocopying, recording, broadcasting or otherwise now known or herein after developed without the previous express consent by the copyright owner, except for reproduction in daily press and regular printed publications on sale to the public within 60 days of the event related to those data/results and always provided that copyright symbol appears together as follows below.  
© DORNA, 2024





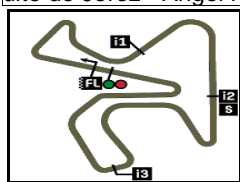
## Free Practice Nr. 1

MotoGP

Lap	Lap Time	T1	T2	T3	T4	Speed	Lap	Lap Time	T1	T2	T3	T4	Speed	
Run # 3	Front Tyre Slick-Soft	Rear Tyre Slick-Medium												
		14 Laps at start			14 Laps at start									
15	1'57.130	31.851	16.636	33.016	35.627	287.2	14	1'39.397 P	25.092	15.151	31.799	27.355	265.3	
16	<b>1'39.474</b>	24.966	14.468	29.846	30.194	291.1	Run # 3	Front Tyre Slick-Soft	Rear Tyre Slick-Medium					
17	<b>1'45.908</b>	28.138	15.986	30.644	31.140	289.5			14 Laps at start			14 Laps at start		
<b>24th</b>	<b>6</b>	<b>Stefan BRADL</b>			HONDA	GER								
		HRC Test Team												
		Runs=3	Total laps=20	Full laps=15	Valid laps=14									
Run # 1	Front Tyre Slick-Soft	Rear Tyre Slick-Medium												
		New Tyre			New Tyre									
1	2'05.259	32.187	15.220	31.767	31.641	262.1	15	1'45.526	29.212	15.002	30.696	30.616	285.7	
2	<b>1'41.797</b>	25.796	14.615	30.664	30.722	288.7	16	<b>1'39.245</b>	24.869	14.525	29.666	30.185	284.9	
3	<b>1'40.094</b>	24.981	14.436	30.218	30.459	294.2	17	<b>1'38.775</b>	24.742	14.463	<b>29.548</b>	<b>30.022</b>	288.0	
4	<b>1'41.502</b>	25.082	14.362	30.981	31.077	<b>299.1</b>	18	<b>1'40.340</b>	24.776	14.476	30.782	30.306	287.2	
5	<b>1'39.204</b>	24.832	<b>14.314</b>	29.836	30.222	296.7	19	<b>1'39.000</b>	24.689	<b>14.412</b>	29.818	30.081	289.5	
6	<b>1'39.843</b>	24.993	14.364	30.096	30.390	295.0	20	<b>1'38.829</b>	<b>24.667</b>	14.430	29.590	30.142	288.7	
7	1'40.967 P	25.663	14.773	33.735	26.796	288.0	21	<b>1'41.896</b>	24.745	14.432	31.850	30.869	289.5	
Run # 2	Front Tyre Slick-Soft	Rear Tyre Slick-Medium												
		7 Laps at start			7 Laps at start									
8	1'46.125	30.007	14.908	30.568	30.642	287.2								
9	<b>1'40.805</b>	25.015	14.518	30.646	30.626	290.3								
10	<b>1'39.588</b>	24.862	14.495	29.900	30.331	290.3								
11	1'39.336 *	24.870	14.502	<b>29.730*</b>	30.234	287.2								
12	<b>1'38.949</b>	24.710	14.480	<b>29.561</b>	30.198	291.1								
13	<b>1'39.123</b>	24.789	14.472	29.669	30.193	290.3								
14	1'39.905 P	28.371	14.642	30.204	26.688	288.7								
Run # 3	Front Tyre Slick-Soft	Rear Tyre Slick-Medium												
		New Tyre			New Tyre									
15	1'45.845	29.958	14.781	30.606	30.500	288.7								
16	<b>1'44.303</b>	25.068	14.489	34.233	30.513	289.5								
17	<b>1'39.255</b>	24.884	14.447	29.726	30.198	290.3								
18	<b>1'41.597</b>	26.890	14.490	29.925	30.292	295.0								
19	<b>1'38.945</b>	24.773	14.418	29.676	<b>30.078</b>	291.8								
20	<b>1'38.734</b>	<b>24.699</b>	14.344	29.589	30.102	294.2								
<b>25th</b>	<b>10</b>	<b>Luca MARINI</b>			HONDA	ITA								
		Repsol Honda Team												
		Runs=3	Total laps=21	Full laps=16	Valid laps=15									
Run # 1	Front Tyre Slick-Soft	Rear Tyre Slick-Medium												
		New Tyre			New Tyre									
1	2'20.658	33.292	15.296	33.549	35.998	286.4								
2	<b>1'41.674</b>	26.289	14.657	30.286	30.442	289.5								
3	<b>1'39.666</b>	25.111	14.481	29.860	30.214	288.7								
4	<b>1'39.294</b>	24.886	14.455	29.815	30.138	289.5								
5	<b>1'39.086</b>	24.837	14.420	29.703	30.126	290.3								
6	1'43.179 P	30.498	15.424	30.365	26.892	<b>291.1</b>								
Run # 2	Front Tyre Slick-Soft	Rear Tyre Slick-Medium												
		6 Laps at start			6 Laps at start									
7	1'55.939	32.627	14.938	30.879	37.495	284.9								
8	<b>1'40.422</b>	25.406	14.643	30.047	30.326	287.2								
9	<b>1'39.223</b>	24.853	14.474	29.654	30.242	288.0								
10	<b>1'38.982</b>	24.804	14.429	29.678	30.071	288.7								
11	<b>1'45.057</b>	24.836	16.883	33.016	30.322	252.9								
12	1'38.912 *	24.773	14.448	<b>29.581*</b>	30.110	289.5								
13	<b>1'43.112</b>	24.691	14.518	31.653	32.250	289.5								

**Fastest Lap:** Alex MARQUEZ      Gresini Racing MotoG SPA      **1'36.630**      23.985      14.190      28.895      29.560

These data/results cannot be reproduced, stored and/or transmitted in whole or in part by any manner of electronic, mechanical, photocopying, recording, broadcasting or otherwise now known or herein after developed without the previous express consent by the copyright owner, except for reproduction in daily press and regular printed publications on sale to the public within 60 days of the event related to those data/results and always provided that copyright symbol appears together as follows below.  
© DORNA, 2024



4423 m.

# GRAN PREMIO ESTRELLA GALICIA 0,0 DE ESPAÑA

## Free Practice Nr. 1

### Best Partial Times

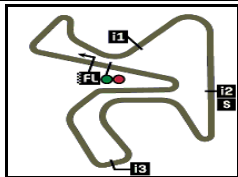
MotoGP™

*IT* Ideal Lap Time, sum of the best partial times

*BT* Best Lap Time

T1		T2		T3		T4				IT		BT	
Pos	Rider	Time	Rider	Time	Rider	Time	Rider	Time	Pos	Rider	IT	BT	
1A.	MARQUEZ	23.985	D.PEDROSA	14.109	A.MARQUEZ	28.895	M.VIÑALES	29.457	1	A.MARQUEZ	1'36.630	1'36.630	(1)
2M.	BEZZECCHI	24.248	P.ACOSTA	14.137	M.MARQUEZ	28.912	E.BASTIANINI	29.526	2	M.VIÑALES	1'36.951	1'37.221	(3)
3M.	VIÑALES	24.258	F.DI GIANNANTO	14.171	M.VIÑALES	29.058	A.MARQUEZ	29.560	3	M.MARQUEZ	1'37.060	1'37.137	(2)
4B.	BINDER	24.268	M.VIÑALES	14.178	A.ESPARGARO	29.099	M.BEZZECCHI	29.643	4	P.ACOSTA	1'37.294	1'37.642	(10)
5M.	MARQUEZ	24.273	F.MORBIDELLI	14.188	F.MORBIDELLI	29.103	M.MARQUEZ	29.658	5	A.ESPARGAR	1'37.301	1'37.303	(4)
6A.	ESPARGARO	24.311	A.MARQUEZ	14.190	P.ACOSTA	29.107	A.ESPARGARO	29.684	6	M.BEZZECCHI	1'37.357	1'37.585	(6)
7P.	ACOSTA	24.327	A.ESPARGARO	14.207	J.MARTIN	29.136	B.BINDER	29.708	7	B.BINDER	1'37.414	1'37.618	(8)
8F.	BAGNAIA	24.329	M.MARQUEZ	14.217	F.DI GIANNANTO	29.155	D.PEDROSA	29.713	8	F.MORBIDELLI	1'37.435	1'37.547	(5)
9F.	QUARTARARO	24.348	E.BASTIANINI	14.234	B.BINDER	29.190	J.MARTIN	29.716	9	D.PEDROSA	1'37.474	1'37.613	(7)
10J.	MILLER	24.355	B.BINDER	14.248	M.BEZZECCHI	29.213	P.ACOSTA	29.723	10	J.MARTIN	1'37.522	1'37.635	(9)
11F.	MORBIDELLI	24.357	M.BEZZECCHI	14.253	D.PEDROSA	29.256	F.MORBIDELLI	29.787	11	E.BASTIANINI	1'37.616	1'37.886	(13)
12J.	MARTIN	24.357	F.BAGNAIA	14.263	M.OLIVEIRA	29.257	M.OLIVEIRA	29.809	12	F.DI GIANNAN	1'37.680	1'37.724	(11)
13D.	PEDROSA	24.396	J.ZARCO	14.264	J.MILLER	29.259	R.FERNANDEZ	29.830	13	F.BAGNAIA	1'37.694	1'37.792	(12)
14J.	ZARCO	24.437	J.MILLER	14.275	F.BAGNAIA	29.270	F.BAGNAIA	29.832	14	J.MILLER	1'37.810	1'38.078	(16)
15E.	BASTIANINI	24.480	T.NAKAGAMI	14.276	F.QUARTARARO	29.307	F.DI GIANNANTO	29.843	15	M.OLIVEIRA	1'37.908	1'38.049	(15)
16R.	FERNANDEZ	24.502	A.RINS	14.279	E.BASTIANINI	29.376	A.RINS	29.852	16	F.QUARTARAR	1'37.917	1'38.012	(14)
17F.	DI GIANNANTO	24.511	M.OLIVEIRA	14.311	R.FERNANDEZ	29.378	J.ZARCO	29.865	17	J.ZARCO	1'38.030	1'38.360	(19)
18M.	OLIVEIRA	24.531	F.QUARTARARO	14.312	A.RINS	29.402	A.FERNANDEZ	29.904	18	R.FERNANDEZ	1'38.064	1'38.247	(18)
19J.	MIR	24.552	J.MARTIN	14.313	A.FERNANDEZ	29.403	J.MILLER	29.921	19	A.RINS	1'38.099	1'38.203	(17)
20T.	NAKAGAMI	24.553	S.BRADL	14.314	T.NAKAGAMI	29.437	F.QUARTARARO	29.950	20	A.FERNANDEZ	1'38.231	1'38.370	(20)
21A.	RINS	24.566	A.FERNANDEZ	14.316	J.MIR	29.457	L.MARINI	30.022	21	T.NAKAGAMI	1'38.288	1'38.539	(21)
22L.	SAVADORI	24.584	R.FERNANDEZ	14.354	J.ZARCO	29.464	T.NAKAGAMI	30.022	22	J.MIR	1'38.445	1'38.574	(22)
23A.	FERNANDEZ	24.608	L.SAVADORI	14.376	L.MARINI	29.548	J.MIR	30.049	23	L.MARINI	1'38.649	1'38.775	(25)
24L.	MARINI	24.667	J.MIR	14.387	S.BRADL	29.561	L.SAVADORI	30.070	24	S.BRADL	1'38.652	1'38.734	(24)

These data/results cannot be reproduced, stored and/or transmitted in whole or in part by any manner of electronic, mechanical, photocopying, recording, broadcasting or otherwise now known or herein after developed without the previous express consent by the copyright owner, except for reproduction in daily press and regular printed publications on sale to the public within 60 days of the event related to those data/results and always provided that copyright symbol appears together as follows below.  
© DORNA, 2024



4423 m.

# GRAN PREMIO ESTRELLA GALICIA 0,0 DE ESPAÑA

## Free Practice Nr. 1

### Best Partial Times

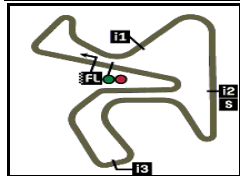
MotoGP™

*IT* Ideal Lap Time, sum of the best partial times

*BT* Best Lap Time

		<i>T1</i>		<i>T2</i>		<i>T3</i>		<i>T4</i>				
<i>Pos</i>	<i>Rider</i>	<i>Time</i>	<i>Rider</i>	<i>Time</i>	<i>Rider</i>	<i>Time</i>	<i>Rider</i>	<i>Time</i>	<i>Pos</i>	<i>Rider</i>	<i>IT</i>	<i>BT</i>
25	S.BRADL	24.699	L.MARINI	14.412	L.SAVADORI	29.647	S.BRADL	30.078	25	L.SAVADORI	1'38.677	1'38.728 (23)

These data/results cannot be reproduced, stored and/or transmitted in whole or in part by any manner of electronic, mechanical, photocopying, recording, broadcasting or otherwise now known or herein after developed without the previous express consent by the copyright owner, except for reproduction in daily press and regular printed publications on sale to the public within 60 days of the event related to those data/results and always provided that copyright symbol appears together as follows below.  
© DORNA, 2024



4423 m.

**GRAN PREMIO ESTRELLA GALICIA 0,0 DE ESPAÑA****Free Practice Nr. 1****Fastest Laps Sequence**

<i>Practice Time</i>	 <i>Rider</i>	<i>Nation</i>	<i>Motorcycle</i>	<i>Time</i>	<i>Km/h</i>	<i>Rider's Lap</i>
<b>3'43.926</b>	93 <b>Marc MARQUEZ</b>	SPA	DUCATI	<b>1'41.126</b>	157.4	2
<b>3'44.226</b>	21 <b>Franco MORBIDELLI</b>	ITA	DUCATI	<b>1'40.897</b>	157.8	2
<b>3'44.372</b>	73 <b>Alex MARQUEZ</b>	SPA	DUCATI	<b>1'40.533</b>	158.3	2
<b>3'49.682</b>	43 <b>Jack MILLER</b>	AUS	KTM	<b>1'40.378</b>	158.6	2
<b>3'56.486</b>	49 <b>Fabio DI GIANNANTONI</b>	ITA	DUCATI	<b>1'40.025</b>	159.1	2
<b>4'15.741</b>	12 <b>Maverick VIÑALES</b>	SPA	APRILIA	<b>1'39.113</b>	160.6	2
<b>5'22.710</b>	93 <b>Marc MARQUEZ</b>	SPA	DUCATI	<b>1'38.784</b>	161.1	3
<b>5'54.479</b>	12 <b>Maverick VIÑALES</b>	SPA	APRILIA	<b>1'38.738</b>	161.2	3
<b>5'59.307</b>	25 <b>Raul FERNANDEZ</b>	SPA	APRILIA	<b>1'38.637</b>	161.4	3
<b>7'00.478</b>	93 <b>Marc MARQUEZ</b>	SPA	DUCATI	<b>1'37.768</b>	162.8	4
<b>8'37.854</b>	93 <b>Marc MARQUEZ</b>	SPA	DUCATI	<b>1'37.376</b>	163.5	5
<b>15'18.829</b>	93 <b>Marc MARQUEZ</b>	SPA	DUCATI	<b>1'37.137</b>	163.9	9
<b>41'12.405</b>	73 <b>Alex MARQUEZ</b>	SPA	DUCATI	<b>1'36.630</b>	164.7	17

These data/results cannot be reproduced, stored and/or transmitted in whole or in part by any manner of electronic, mechanical, photocopying, recording, broadcasting or otherwise now known or herein after developed without the previous express consent by the copyright owner, except for reproduction in daily press and regular printed publications on sale to the public within 60 days of the event related to those data/results and always provided that copyright symbol appears together as follows below.

© DORNA, 2024