


4657 m.

GRAN PREMI MONSTER ENERGY DE CATALUNYA

Free Practice Nr. 1

Classification

3

	Rider	Nation	Team	Motorcycle	Time	Lap	Total	Gap	Top Speed
1	89 Jorge MARTIN	SPA	Prima Pramac Racing	DUCATI	1'39.579	16	19		351.7
2	93 Marc MARQUEZ	SPA	Gresini Racing MotoGP	DUCATI	1'39.871	5	19	0.292 0.292	349.5
3	33 Brad BINDER	RSA	Red Bull KTM Factory Racing	KTM	1'39.958	21	21	0.379 0.087	352.9
4	31 Pedro ACOSTA	SPA	Red Bull GASGAS Tech3	KTM	1'39.966	20	20	0.387 0.008	352.9
5	41 Aleix ESPARGARO	SPA	Aprilia Racing	APRILIA	1'40.051	14	16	0.472 0.085	350.6
6	73 Alex MARQUEZ	SPA	Gresini Racing MotoGP	DUCATI	1'40.287	5	19	0.708 0.236	347.2
7	1 Francesco BAGNAIA	ITA	Ducati Lenovo Team	DUCATI	1'40.303	7	18	0.724 0.016	350.6
8	37 Augusto FERNANDEZ	SPA	Red Bull GASGAS Tech3	KTM	1'40.338	18	20	0.759 0.035	351.7
9	43 Jack MILLER	AUS	Red Bull KTM Factory Racing	KTM	1'40.361	8	22	0.782 0.023	354.0
10	25 Raul FERNANDEZ	SPA	Trackhouse Racing	APRILIA	1'40.368	17	20	0.789 0.007	349.5
11	12 Maverick VIÑALES	SPA	Aprilia Racing	APRILIA	1'40.380	4	17	0.801 0.012	346.1
12	88 Miguel OLIVEIRA	POR	Trackhouse Racing	APRILIA	1'40.397	17	17	0.818 0.017	349.5
13	5 Johann ZARCO	FRA	CASTROL Honda LCR	HONDA	1'40.422	15	18	0.843 0.025	347.2
14	49 Fabio DI GIANNANTONIO	ITA	Pertamina Enduro VR46 Racing Te	DUCATI	1'40.493	7	17	0.914 0.071	345.0
15	20 Fabio QUARTARARO	FRA	Monster Energy Yamaha MotoGP	YAMAHA	1'40.493	5	19	0.914	352.9
16	42 Alex RINS	SPA	Monster Energy Yamaha MotoGP	YAMAHA	1'40.553	15	15	0.974 0.060	350.6
17	10 Luca MARINI	ITA	Repsol Honda Team	HONDA	1'40.628	15	18	1.049 0.075	348.3
18	36 Joan MIR	SPA	Repsol Honda Team	HONDA	1'40.672	4	16	1.093 0.044	346.1
19	23 Enea BASTIANINI	ITA	Ducati Lenovo Team	DUCATI	1'40.689	5	20	1.110 0.017	350.6
20	30 Takaaki NAKAGAMI	JPN	IDEMITSU Honda LCR	HONDA	1'40.692	12	20	1.113 0.003	343.9
21	21 Franco MORBIDELLI	ITA	Prima Pramac Racing	DUCATI	1'40.783	11	16	1.204 0.091	349.5
22	72 Marco BEZZECCHI	ITA	Pertamina Enduro VR46 Racing Te	DUCATI	1'40.794	11	18	1.215 0.011	349.5
23	6 Stefan BRADL	GER	HRC Test Team	HONDA	1'41.423	14	18	1.844 0.629	349.5

Practice condition: Dry

Air: 19°

Humidity: 52%

Ground: 25°

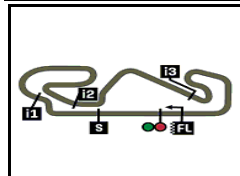
Fastest Lap:	Lap: 16	Jorge MARTIN	1'39.579	168.3 Km/h
Best Race Lap:	2021	Johann ZARCO	1'39.939	167.7 Km/h
All-Time Lap Record:	2023	Francesco BAGNAIA	1'38.639	169.9 Km/h

The results are provisional until the end of the limit for protest and appeals.

Time limit for protest expires 60' after publication of the results - Time:

These data/results cannot be reproduced, stored and/or transmitted in whole or in part by any manner of electronic, mechanical, photocopying, recording, broadcasting or otherwise now known or herein after developed without the previous express consent by the copyright owner, except for reproduction in daily press and regular printed publications on sale to the public within 60 days of the event related to those data/results and always provided that copyright symbol appears together as follows below.

© DORNA, 2024



4657 m.

GRAN PREMI MONSTER ENERGY DE CATALUNYA

Free Practice Nr. 1

Top Speed & Average

4



Rider	Nation	Motorcycle	Top 5 speeds					Average	Top
43 Jack MILLER	AUS	KTM	354.0	352.9	351.7	351.7	350.6	351.9	354.0
20 Fabio QUARTARARO	FRA	YAMAHA	352.9	351.7	350.6	350.6	349.5	350.8	352.9
31 Pedro ACOSTA	SPA	KTM	352.9	351.7	351.7	351.7	350.6	351.4	352.9
33 Brad BINDER	RSA	KTM	352.9	352.9	351.7	351.7	351.7	352.0	352.9
37 Augusto FERNANDEZ	SPA	KTM	351.7	350.6	350.6	349.5	347.2	348.7	351.7
89 Jorge MARTIN	SPA	DUCATI	351.7	351.7	351.7	350.6	349.5	350.8	351.7
1 Francesco BAGNAIA	ITA	DUCATI	350.6	349.5	349.5	349.5	348.3	349.5	350.6
23 Enea BASTIANINI	ITA	DUCATI	350.6	349.5	348.3	347.2	347.2	348.3	350.6
41 Aleix ESPARGARO	SPA	APRILIA	350.6	350.6	349.5	349.5	348.3	349.5	350.6
42 Alex RINS	SPA	YAMAHA	350.6	348.3	348.3	347.2	346.1	347.8	350.6
6 Stefan BRADL	GER	HONDA	349.5	347.2	345.0	345.0	343.9	345.8	349.5
21 Franco MORBIDELLI	ITA	DUCATI	349.5	347.2	347.2	346.1	346.1	347.0	349.5
25 Raul FERNANDEZ	SPA	APRILIA	349.5	349.5	348.3	347.2	346.1	347.2	349.5
72 Marco BEZZECCHI	ITA	DUCATI	349.5	348.3	348.3	348.3	348.3	348.5	349.5
88 Miguel OLIVEIRA	POR	APRILIA	349.5	347.2	347.2	347.2	347.2	347.7	349.5
93 Marc MARQUEZ	SPA	DUCATI	349.5	348.3	348.3	348.3	348.3	348.5	349.5
10 Luca MARINI	ITA	HONDA	348.3	348.3	345.0	342.8	342.8	344.7	348.3
5 Johann ZARCO	FRA	HONDA	347.2	347.2	346.1	345.0	345.0	345.9	347.2
73 Alex MARQUEZ	SPA	DUCATI	347.2	346.1	345.0	345.0	345.0	345.7	347.2
12 Maverick VIÑALES	SPA	APRILIA	346.1	345.0	345.0	345.0	345.0	345.2	346.1
36 Joan MIR	SPA	HONDA	346.1	346.1	346.1	345.0	343.9	345.0	346.1
49 Fabio DI GIANNANTONIO	ITA	DUCATI	345.0	345.0	345.0	343.9	343.9	344.4	345.0
30 Takaaki NAKAGAMI	JPN	HONDA	343.9	343.9	343.9	343.9	342.8	343.7	343.9

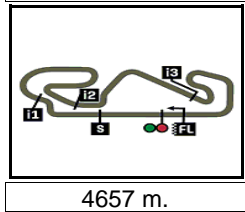
These data/results cannot be reproduced, stored and/or transmitted in whole or in part by any manner of electronic, mechanical, photocopying, recording, broadcasting or otherwise now known or herein after developed without the previous express consent by the copyright owner, except for reproduction in daily press and regular printed publications on sale to the public within 60 days of the event related to those data/results and always provided that copyright symbol appears together as follows below.

© DORNA, 2024

Official MotoGP Timing by TISSOT
www.motogp.com



Barcelona, Friday, May 24, 2024



4657 m.

GRAN PREMI MONSTER ENERGY DE CATALUNYA

Free Practice Nr. 1

Chronological Analysis of Performances

5

* Lap / Sector time cancelled

T1 Time from finish line to 1st intermediate

T3 Time from 2nd intermed. to 3rd intermed.

P Crossing the finish line in pit lane

T2 Time from 1st intermed. to 2nd intermed.

T4 Time from 3rd intermediate to finish line

**Tyre data subject to further updates

Lap	Lap Time	T1	T2	T3	T4	Speed	Lap	Lap Time	T1	T2	T3	T4	Speed
1st	89	Jorge MARTIN		DUCATI		SPA	10	1'40.636	16.772	31.865	20.545	31.454	347.2
		Prima Pramac Racing					11	1'40.620	16.735	31.933	20.591	31.361	347.2
		Runs=3	Total laps=19	Full laps=14	Valid laps=12		12	1'57.275 P	17.846*	35.787	21.418	42.224	347.2
Run # 1	Front Tyre	Slick-Soft	Rear Tyre	Slick-Medium			Run # 3	Front Tyre	Slick-Soft	Rear Tyre	Slick-Medium		
		New Tyre		New Tyre					12 Laps at start		12 Laps at start		
1	2'28.388	19.815	34.013	21.458	31.984	218.6	13	8'33.519	19.183	33.993	21.425	32.651	215.5
2	1'41.297	17.176	32.018	20.874	31.229	337.5	14	1'42.320	17.133	32.461	21.038	31.688	345.0
3	1'40.695 *	16.854	31.912	20.769*	31.160	345.0	15	1'40.907	16.884	32.062	20.535	31.426	347.2
4	1'40.259	16.714	31.878	20.613	31.054	348.3	16	1'40.617	16.744	31.863	20.638	31.372	348.3
5	1'44.328 *	16.780	31.885	22.773*	32.890	349.5	17	1'40.856	16.803	31.934	20.639	31.480	348.3
6	1'50.819 P	16.687	31.683	20.819*	41.630	346.1	18	1'40.565	16.728	31.857	20.586	31.394	349.5
Run # 2	Front Tyre	Slick-Soft	Rear Tyre	Slick-Medium			19	1'40.700	16.817	32.001	20.590	31.292	348.3
		6 Laps at start		6 Laps at start									
7	7'27.934	21.720	33.598	21.165	32.303	202.2	3rd	33	Brad BINDER		KTM	RSA	
8	1'40.784	17.037	31.864	20.676	31.207	341.7			Red Bull KTM Factory Racing				
9	1'40.562	16.766	31.853	20.632	31.311	347.2			Runs=2	Total laps=21	Full laps=18	Valid laps=18	
10	1'48.792	16.954	37.578	21.466	32.794	349.5	Run # 1	Front Tyre	Slick-Soft	Rear Tyre	Slick-Medium		
11	1'40.580	16.809	31.897	20.576	31.298	345.0			New Tyre		New Tyre		
12	1'42.259	16.824	31.846	21.353	32.236	347.2	1	2'15.543	21.254	35.715	22.345	33.817	195.6
13	1'50.937 P	16.877	31.972	20.718	41.370	346.1	2	1'43.693	17.473	32.930	21.020	32.270	329.2
Run # 3	Front Tyre	Slick-Soft	Rear Tyre	Slick-Soft			3	1'41.921	17.086	32.375	20.805	31.655	347.2
		New Tyre		New Tyre			4	1'50.093	16.693	31.962	20.378	41.060	351.7
14	8'38.978	20.031	33.110	20.935	31.748	207.6	5	1'40.627	16.838	31.829	20.725	31.235	351.7
15	1'40.048	16.754	31.735	20.372	31.187	350.6	6	1'39.965	16.675	31.639	20.502	31.149	350.6
16	1'39.579	16.594	31.453	20.433	31.099	351.7	7	1'40.426	16.775	31.808	20.650	31.193	351.7
17	1'40.573	16.531	31.546	20.605	31.891	351.7	8	1'40.461	16.725	31.916	20.488	31.332	338.5
18	1'40.288	16.837	31.698	20.614	31.139	351.7	9	1'40.263	16.759	31.822	20.514	31.168	349.5
19	1'40.023	16.637	31.721	20.491	31.174	348.3	10	1'44.595	16.704	34.825	20.897	32.169	346.1
2nd	93	Marc MARQUEZ		DUCATI		SPA	11	1'40.812	16.700	31.858	20.810	31.444	350.6
		Gresini Racing MotoGP					12	1'42.474	16.692	31.752	20.592	33.438	348.3
		Runs=3	Total laps=19	Full laps=14	Valid laps=13		13	1'41.063	16.767	31.990	20.658	31.648	348.3
Run # 1	Front Tyre	Slick-Soft	Rear Tyre	Slick-Medium			14	2'00.013 P	19.342*	36.024	20.950	43.697	352.9
		New Tyre		New Tyre			Run # 2	Front Tyre	Slick-Soft	Rear Tyre	Slick-Medium		
1	1'50.051	18.867	33.857	21.326	32.956	231.7			New Tyre		New Tyre		
2	1'42.954 *	17.248	32.459	21.031	32.216*	343.9	15	9'25.656	21.159	38.496	23.495	33.532	197.0
3	1'41.226	16.958	32.165	20.712	31.391	343.9	16	2'29.047	17.509	32.535	20.834	1'18.169	343.9
4	1'40.222	16.759	31.825	20.528	31.110	347.2	17	1'46.892	18.414	34.218	21.842	32.418	328.2
5	1'39.871	16.607	31.800	20.433	31.031	347.2	18	1'41.800	17.160	32.289	20.779	31.572	345.0
6	1'57.525 P	17.757*	36.746	21.078	41.944	347.2	19	1'40.510	16.802	31.716	20.691	31.301	351.7
Run # 2	Front Tyre	Slick-Soft	Rear Tyre	Slick-Medium			20	1'40.140	16.632	31.623	20.641	31.244	352.9
		6 Laps at start		6 Laps at start			21	1'39.958	16.576	31.637	20.526	31.219	351.7
7	8'41.582	20.062	33.834	21.775	32.628	210.5							
8	1'42.303	17.203	32.563	20.945	31.592	343.9							
9	1'42.400	17.509	32.663	20.710	31.518	348.3							

Fastest Lap: Jorge MARTIN Prima Pramac Racing SPA **1'39.579** 16.594 31.453 20.433 31.099

These data/results cannot be reproduced, stored and/or transmitted in whole or in part by any manner of electronic, mechanical, photocopying, recording, broadcasting or otherwise now known or herein after developed without the previous express consent by the copyright owner, except for reproduction in daily press and regular printed publications on sale to the public within 60 days of the event related to those data/results and always provided that copyright symbol appears together as follows below.
© DORNA, 2024

Free Practice Nr. 1

MotoGP

Lap	Lap Time	T1	T2	T3	T4	Speed	Lap	Lap Time	T1	T2	T3	T4	Speed	
4th	31	Pedro ACOSTA				KTM	SPA							
		Red Bull GASGAS Tech3												
		Runs=2	Total laps=20	Full laps=17	Valid laps=15									
Run #	1	Front Tyre	Slick-Soft	Rear Tyre	Slick-Medium	Speed	Run #	1	Front Tyre	Slick-Soft	Rear Tyre	Slick-Medium	Speed	
		New Tyre		New Tyre					New Tyre		New Tyre			
1	2'14.300		20.055	36.318	22.302	35.036	224.0	1	1'52.878	19.904	34.211	21.976	32.744	218.1
2	1'45.089		17.143	32.959	21.131	33.856	342.8	2	1'42.258	17.528	32.099	21.038	31.593	331.2
3	1'41.916		17.200	32.386	20.890	31.440	342.8	3	1'41.261	16.968	31.964	20.857	31.472	342.8
4	1'40.589		16.829	32.000	<u>20.443</u>	31.317	346.1	4	1'40.607	16.815	31.804	20.770	31.218	343.9
5	1'42.458		16.910	33.621	20.690	31.237	348.3	5	<u>1'40.287</u>	16.749	<u>31.631</u>	20.716	<u>31.191</u>	345.0
6	1'46.164		16.714	31.767	25.615	32.068	350.6	6	1'40.788	16.827	31.842	20.802	31.317	345.0
7	1'40.691		16.711	32.057	20.675	31.248	351.7	7	1'43.525	16.739	33.710	20.979	32.097	345.0
8	1'42.293		16.701	31.900	22.396	31.296	348.3	8	1'40.737	16.777	31.864	20.664	31.432	342.8
9	1'40.637		16.819	31.936	20.713	31.169	348.3	9	1'40.355	16.709	31.770	<u>20.582</u>	31.294	343.9
10	1'40.519		16.553	31.939	20.678	31.349	<u>352.9</u>	10	1'40.441	<u>16.647</u>	31.831	20.615	31.348	342.8
11	1'53.801 P	16.721*	33.515	21.238	42.327	348.3		11	1'53.786 P	17.077	33.253	21.317	42.139	342.8
Run #	2	Front Tyre	Slick-Soft	Rear Tyre	Slick-Medium	Speed	Run #	2	Front Tyre	Slick-Soft	Rear Tyre	Slick-Medium	Speed	
		New Tyre		New Tyre					11 Laps at start		11 Laps at start			
12	12'50.909 *	20.183	34.301	21.418*	33.048	217.3	12	11'26.851	20.014	34.202	22.676	32.750	208.8	
13	1'45.101 *	16.972	33.280	21.535	33.314*	347.2	13	1'42.718 *	17.275	32.441	20.930	<u>32.072*</u>	338.5	
14	1'42.102	16.724	32.161	20.656	32.561	349.5	14	1'41.120	16.911	31.946	20.754	31.509	341.7	
15	1'41.732 *	16.756	32.474	21.164*	31.338	351.7	15	1'51.808 P	16.856	32.165	20.823	41.964	342.8	
16	1'40.368	16.633	31.887	20.609	31.239	349.5								
17	1'40.316	16.637	31.861	20.648	31.170	350.6								
18	1'42.336	16.577	<u>31.591</u>	22.792	31.376	351.7								
19	1'40.096	16.604	31.694	20.581	31.217	350.6								
20	<u>1'39.966</u>	<u>16.516</u>	31.785	20.506	<u>31.159</u>	349.5								
5th	41	Aleix ESPARGARO				APRILIA	SPA							
		Aprilia Racing												
		Runs=3	Total laps=16	Full laps=11	Valid laps=11									
Run #	1	Front Tyre	Slick-Soft	Rear Tyre	Slick-Medium	Speed	Run #	1	Front Tyre	Slick-Soft	Rear Tyre	Slick-Medium	Speed	
		New Tyre		New Tyre					New Tyre		New Tyre			
1	2'29.140		19.617	34.815	22.183	32.363	218.6							
2	1'42.071		17.441	32.349	20.749	31.532	333.3							
3	1'40.504		16.947	31.782	<u>20.519</u>	31.256	346.1							
4	1'42.358		16.851	31.727	20.571	33.209	347.2							
5	1'40.118		16.842	31.617	20.571	<u>31.088</u>	348.3							
6	1'57.803 P	17.371*	34.741	22.257	43.434	349.5								
Run #	2	Front Tyre	Slick-Soft	Rear Tyre	Slick-Medium	Speed	Run #	2	Front Tyre	Slick-Soft	Rear Tyre	Slick-Medium	Speed	
		6 Laps at start		6 Laps at start					6 Laps at start		6 Laps at start			
7	9'05.376		18.483	34.581	21.622	31.825	216.8							
8	1'41.310		17.009	32.029	20.743	31.529	346.1							
9	1'40.791		16.891	31.772	20.771	31.357	346.1							
10	1'55.217 P	16.906	33.763	21.654	42.894	342.8								
Run #	3	Front Tyre	Slick-Soft	Rear Tyre	Slick-Medium	Speed	Run #	3	Front Tyre	Slick-Soft	Rear Tyre	Slick-Medium	Speed	
		New Tyre		New Tyre					New Tyre		New Tyre			
11	12'27.979		20.532	35.447	21.972	32.670	181.8							
12	1'43.529		17.564	32.405	20.935	32.625	346.1							
13	1'42.326		16.844	31.756	22.108	31.618	348.3							
14	<u>1'40.051</u>		16.738	<u>31.580</u>	20.562	31.171	349.5							
15	1'41.337		<u>16.694</u>	31.602	21.643	31.398	<u>350.6</u>							
16	1'40.165		16.782	31.681	20.541	31.161	350.6							
7th	1	Francesco BAGNAIA				DUCATI	ITA							
		Ducati Lenovo Team												
		Runs=3	Total laps=18	Full laps=13	Valid laps=12									
Run #	1	Front Tyre	Slick-Soft	Rear Tyre	Slick-Medium	Speed	Run #	1	Front Tyre	Slick-Soft	Rear Tyre	Slick-Medium	Speed	
		New Tyre		New Tyre					New Tyre		New Tyre			
1	3'04.475		39.349	35.928	22.070	33.450	214.7							
2	1'44.357		17.666	33.201	21.130	32.360	346.1							
3	1'42.870		17.335	32.485	20.953	32.097	345.0							
4	1'41.398		16.976	32.015	20.785	31.622	348.3							
5	1'40.820		16.930	31.831	20.632	31.427	347.2							
6	1'40.398		16.829	<u>31.719</u>	20.572	31.278	346.1							
7	<u>1'40.303</u>		16.767	31.740	<u>20.545</u>	<u>31.251</u>	346.1							
8	1'57.121 P	17.506*	35.396	21.648	42.571	341.7								
Run #	2	Front Tyre	Slick-Soft	Rear Tyre	Slick-Medium	Speed	Run #	2	Front Tyre	Slick-Soft	Rear Tyre	Slick-Medium	Speed	
		8 Laps at start		8 Laps at start					8 Laps at start		8 Laps at start			
9	8'14.116		37.846	33.910	21.193	32.039	214.2							
10	1'41.787		17.208	32.334	20.709	31.536	345.0							
11	1'40.783		<u>16.719</u>	31.907	20.682	31.475	349.5							
12	1'51.938 P	16.828	31.879	20.621	42.610	<u>350.6</u>								
Run #	3	Front Tyre	Slick-Soft	Rear Tyre	Slick-Medium	Speed	Run #	3	Front Tyre	Slick-Soft	Rear Tyre	Slick-Medium	Speed	
		12 Laps at start		12 Laps at start					12 Laps at start		12 Laps at start			
13	8'51.732		20.191	33.797	21.101	31.870	211.3							
14	1'41.495		17.108	32.126	20.670	31.591	346.1							
15	1'46.151 *	17.372*	36.012	20.792	31.975	347.2								
16	1'41.433		16.931	31.989	20.828	31.685	349.5							
17	1'42.021		16.868	32.552	20.978	31.623	349.5							
18	1'41.109		16.864	31.950	20.736	31.559	347.2							

Fastest Lap: Jorge MARTIN Prima Pramac Racing SPA **1'39.579** 16.594 31.453 20.433 31.099

These data/results cannot be reproduced, stored and/or transmitted in whole or in part by any manner of electronic, mechanical, photocopying, recording, broadcasting or otherwise now known or herein after developed without the previous express consent by the copyright owner, except for reproduction in daily press and regular printed publications on sale to the public within 60 days of the event related to those data/results and always provided that copyright symbol appears together as follows below.
 © DORNA, 2024

Official MotoGP Timing by TISSOT
 www.motogp.com



Barcelona, Friday, May 24, 2024

Free Practice Nr. 1

MotoGP

Lap	Lap Time	T1	T2	T3	T4	Speed	Lap	Lap Time	T1	T2	T3	T4	Speed	
8th	37	Augusto FERNANDEZ KTM SPA					21	1'41.107	16.876	32.027	20.684	31.520	345.0	
		Red Bull GASGAS Tech3					22	1'40.583	16.621	31.882	20.615	31.465	352.9	
		Runs=2 Total laps=20 Full laps=17 Valid laps=16												
Run #	1	Front Tyre	Slick-Soft	Rear Tyre	Slick-Medium									
			New Tyre		New Tyre									
1	2'16.373	21.341	35.997	22.457	37.419	201.1								
2	1'45.085	18.071	33.332	21.534	32.148	307.6								
3	1'42.177	17.245	32.426	21.051	31.455	333.3								
4	1'41.770	17.092	32.256	20.940	31.482	336.4								
5	1'41.642 *	17.029	32.233	21.011*	31.369	346.1								
6	1'40.915	16.881	31.907	20.853	31.274	347.2								
7	1'43.797	16.939	32.125	21.210	33.523	346.1								
8	1'41.378	16.987	32.342	20.694	31.355	337.5								
9	1'40.955	16.866	32.123	20.661	31.305	345.0								
10	1'41.523	16.875	32.218	20.931	31.499	347.2								
11	1'53.444 P	16.915	34.184	21.025	41.320	347.2								
Run #	2	Front Tyre	Slick-Soft	Rear Tyre	Slick-Medium									
			New Tyre		New Tyre									
12	12'50.591	22.265	34.115	21.326	32.441	178.2								
13	1'45.492	17.113	32.655	22.019	33.705	342.8								
14	1'41.058	16.847	32.085	20.771	31.355	346.1								
15	1'43.449	16.830	32.214	22.159	32.246	347.2								
16	1'47.379	16.941	33.740	23.744	32.954	347.2								
17	1'40.782	16.729	31.889	20.582	31.582	350.6								
18	1'40.338	16.658	31.765	20.648	31.267	351.7								
19	1'40.427	16.691	31.929	20.586	31.221	350.6								
20	1'47.476	16.731	31.995	20.685	38.065	349.5								
9th	43	Jack MILLER KTM AUS												
		Red Bull KTM Factory Racing												
		Runs=2 Total laps=22 Full laps=19 Valid laps=17												
Run #	1	Front Tyre	Slick-Soft	Rear Tyre	Slick-Medium									
			New Tyre		New Tyre									
1	2'15.863	19.533	34.912	21.549	33.309	227.3								
2	1'44.616	17.425	33.066	21.267	32.858	339.6								
3	1'41.529	17.046	32.046	20.893	31.544	346.1								
4	1'40.997	16.793	31.966	20.696	31.542	351.7								
5	1'40.873	16.761	31.804	20.689	31.619	348.3								
6	1'52.721 *	19.139*	39.009	22.538	32.035	349.5								
7	1'41.021	16.905	31.982	20.678	31.456	350.6								
8	1'40.361	16.695	31.736	20.664	31.266	349.5								
9	1'40.505	16.690	31.824	20.611	31.380	348.3								
10	1'57.454 P	19.333*	35.093	21.963	41.065	349.5								
Run #	2	Front Tyre	Slick-Soft	Rear Tyre	Slick-Medium									
			New Tyre		New Tyre									
11	9'13.026	20.064	34.566	21.241	31.861	215.5								
12	1'42.728 *	17.163*	32.853	20.987	31.725	350.6								
13	1'40.563	16.808	31.728	20.573	31.454	348.3								
14	1'40.566	16.844	31.773	20.622	31.327	347.2								
15	1'55.364	17.515	40.762	22.078	35.009	349.5								
16	1'44.051	17.242	33.213	21.230	32.366	351.7								
17	1'40.956	16.770	31.649	20.699	31.838	348.3								
18	1'40.622	16.765	31.868	20.559	31.430	348.3								
19	1'46.655	17.410	36.499	20.823	31.923	349.5								
20	1'40.821	16.784	31.676	20.818	31.543	354.0								
10th	25	Raul FERNANDEZ APRILIA SPA												
		Trackhouse Racing												
		Runs=3 Total laps=20 Full laps=15 Valid laps=14												
Run #	1	Front Tyre	Slick-Soft	Rear Tyre	Slick-Medium									
			New Tyre		New Tyre									
1	2'42.859	20.506	35.003	22.032	32.305	217.3								
2	1'42.634	17.452	32.497	20.896	31.789	337.5								
3	1'45.099 *	18.990*	33.303	21.170	31.636	346.1								
4	1'41.379	17.041	32.207	20.792	31.339	346.1								
5	1'41.158	16.938	32.075	20.857	31.288	345.0								
6	1'41.062	17.017	32.033	20.743	31.269	346.1								
7	1'40.902	16.954	31.892	20.820	31.236	343.9								
8	1'56.621 P	18.054*	34.765	21.582	42.220	342.8								
Run #	2	Front Tyre	Slick-Soft	Rear Tyre	Slick-Medium									
			8 Laps at start		8 Laps at start									
9	7'19.890	19.787	33.632	21.627	32.421	210.5								
10	1'42.355	17.218	32.427	21.132	31.578	343.9								
11	1'41.422	17.049	32.105	20.801	31.467	343.9								
12	1'41.399	16.935	32.091	20.807	31.566	346.1								
13	1'56.651 P	18.212*	34.138	21.639	42.662	345.0								
Run #	3	Front Tyre	Slick-Soft	Rear Tyre	Slick-Medium									
			New Tyre		New Tyre									
14	7'19.425	20.457	34.352	21.262	32.006	203.7								
15	1'41.618	17.061	32.161	20.719	31.677	346.1								
16	1'40.969	16.871	32.088	20.704	31.306	347.2								
17	1'40.368	16.796	31.759	20.627	31.186	348.3								
18	1'40.920	16.894	31.966	20.766	31.294	349.5								
19	1'40.494	16.840	31.793	20.685	31.176	349.5								
20	1'41.822	16.850	31.824	20.639	32.509	345.0								
11th	12	Maverick VIÑALES APRILIA SPA												
		Aprilia Racing												
		Runs=4 Total laps=17 Full laps=10 Valid laps=10												
Run #	1	Front Tyre	Slick-Soft	Rear Tyre	Slick-Medium									
			New Tyre		New Tyre									
1	2'33.487	19.779	33.773	21.940	32.124	224.0								
2	1'42.191	17.398	32.242	20.964	31.587	314.8								
3	1'40.978	16.972	31.952	20.728	31.326	343.9								
4	1'40.380	16.882	31.764	20.574	31.160	341.7								
5	1'42.737	18.256	32.353	20.841	31.287	345.0								
6	1'41.193	16.731	31.674	21.345	31.443	346.1								
7	1'52.864 P	16.739	31.764	20.709	43.652	345.0								
Run #	2	Front Tyre	Slick-Soft	Rear Tyre	Slick-Medium									
			7 Laps at start		7 Laps at start									
8	7'16.559	19.167	33.117	21.584	31.986	211.3								
9	1'41.864	17.143	32.172	20.944	31.605	340.6								
10	1'40.750	16.857	31.775	20.771	31.347	340.6								
11	1'43.226	16.877	31.882	22.556	31.911	342.8								
12	1'40.983	16.895	31.934	20.695	31.459	345.0								
13	1'40.935	16.855	31.971	20.656	31.453	345.0								
14	1'54.147 P	18.226	32.995	21.344	41.582	337.5								

Fastest Lap: Jorge MARTIN Prima Pramac Racing SPA **1'39.579** 16.594 31.453 20.433 31.099

These data/results cannot be reproduced, stored and/or transmitted in whole or in part by any manner of electronic, mechanical, photocopying, recording, broadcasting or otherwise now known or herein after developed without the previous express consent by the copyright owner, except for reproduction in daily press and regular printed publications on sale to the public within 60 days of the event related to those data/results and always provided that copyright symbol appears together as follows below.
© DORNA, 2024



Free Practice Nr. 1

MotoGP

Lap	Lap Time	T1	T2	T3	T4	Speed	Lap	Lap Time	T1	T2	T3	T4	Speed
Run # 3	Front Tyre Slick-Soft	Rear Tyre Slick-Medium											
	New Tyre	New Tyre											
15	8'05.892	19.469	32.847	21.140	31.535	215.1	13	10'10.541	18.545	33.440	21.310	31.843	216.0
16	2'03.970 P	19.921*	41.160	21.493	41.396	343.9	14	1'54.274	17.056	31.808	32.598	32.812	342.8
Run # 4	Front Tyre Slick-Soft	Rear Tyre Slick-Medium											
	14 Laps at start	14 Laps at start											
17	5'39.717	19.719	34.176	22.164	32.712	219.0	15	1'40.422	16.888	31.682	20.630	31.222	346.1
							16	1'41.386	17.062	32.095	20.815	31.414	345.0
							17	1'40.542	16.853	31.702	20.686	31.301	347.2
							18	1'40.604	16.759	31.716	20.689	31.440	347.2

12th 88 Miguel OLIVEIRA APRILIA POR
Trackhouse Racing

Runs=3 Total laps=17 Full laps=12 Valid laps=11

Run #	Front Tyre	Slick-Soft	Rear Tyre	Slick-Medium		
		New Tyre	New Tyre			
1	2'18.532	19.909	33.895	21.708	32.485	224.5
2	1'44.408	17.493	32.661	21.008	33.246	334.3
3	1'41.120	16.972	32.076	20.692	31.380	338.5
4	1'44.212	16.924	33.361	22.045	31.882	334.3
5	1'40.662	16.765	31.862	20.732	31.303	347.2
6	1'51.521 P	16.893	32.038	20.916	41.674	341.7

Run # 2 Front Tyre Slick-Soft Rear Tyre Slick-Medium
6 Laps at start 6 Laps at start

7	8'57.093	19.671	33.138	21.296	32.147	226.8
8	1'41.797	17.100	32.285	20.847	31.565	346.1
9	1'41.430	16.934	32.021	20.892	31.583	343.9
10	1'44.602 *	18.101*	33.617	21.052	31.832	347.2
11	1'41.454	16.852	32.140	20.812	31.650	346.1
12	1'55.391 P	18.146*	33.691	21.227	42.327	347.2

Run # 3 Front Tyre Slick-Soft Rear Tyre Slick-Medium
New Tyre New Tyre

13	11'02.084	19.490	33.897	21.616	33.649	232.2
14	1'43.183	17.146	32.405	20.839	32.793	346.1
15	1'40.500	16.863	31.842	20.641	31.154	349.5
16	1'42.504	17.257	32.651	20.918	31.678	343.9
17	1'40.397	16.817	31.772	20.624	31.184	347.2

13th 5 Johann ZARCO HONDA FRA
CASTROL Honda LCR

Runs=3 Total laps=18 Full laps=13 Valid laps=11

Run #	Front Tyre	Slick-Soft	Rear Tyre	Slick-Medium		
		New Tyre	New Tyre			
1	2'04.573	19.211	34.176	21.531	32.356	222.2
2	1'43.144 *	17.754	32.459	21.117*	31.814	340.6
3	1'41.886	17.196	32.167	20.940	31.583	343.9
4	1'41.324	17.160	31.907	20.830	31.427	345.0
5	1'44.147 *	17.675*	34.306	20.836	31.330	345.0
6	1'40.571	16.981	31.718	20.669	31.203	339.6
7	1'41.354	16.987	31.876	20.897	31.594	336.4
8	1'53.829 P	16.953	31.886	20.823	44.167	342.8

Run # 2 Front Tyre Slick-Soft Rear Tyre Slick-Medium
8 Laps at start 8 Laps at start

9	8'12.160	19.513	34.164	21.508	32.545	186.2
10	1'42.192	17.169	32.302	20.985	31.736	341.7
11	1'41.403	17.006	32.032	20.697	31.668	341.7
12	1'54.611 P	17.199	32.868	21.218	43.326	343.9

Run # 3 Front Tyre Slick-Medium Rear Tyre Slick-Medium
New Tyre New Tyre

Fastest Lap: Jorge MARTIN Prima Pramac Racing SPA 1'39.579 16.594 31.453 20.433 31.099

These data/results cannot be reproduced, stored and/or transmitted in whole or in part by any manner of electronic, mechanical, photocopying, recording, broadcasting or otherwise now known or herein after developed without the previous express consent by the copyright owner, except for reproduction in daily press and regular printed publications on sale to the public within 60 days of the event related to those data/results and always provided that copyright symbol appears together as follows below.
© DORNA, 2024

Official MotoGP Timing by TISSOT
www.motogp.com

Barcelona, Friday, May 24, 2024

Page 4 of 7



14th 49 Fabio DI GIANNANTONI DUCATI ITA
Pertamina Enduro VR46 Racing Team
Runs=3 Total laps=17 Full laps=12 Valid laps=9

Run #	Front Tyre	Slick-Soft	Rear Tyre	Slick-Medium		
		New Tyre	New Tyre			
1	2'01.373	19.564	33.903	21.467	32.219	219.0
2	1'43.022	17.493	32.630	21.134	31.765	345.0
3	1'41.514	16.892	32.225	20.957	31.440	342.8
4	1'40.838 *	16.756	31.919	20.855	31.308*	342.8
5	1'40.574	16.646	31.848	20.782	31.298	343.9
6	1'40.495	16.664	31.727	20.752	31.352	343.9
7	1'40.493	16.602	31.837	20.737	31.317	342.8
8	1'57.517 P	17.393*	35.079	22.035	43.010	330.2

Run # 2 Front Tyre Slick-Soft Rear Tyre Slick-Medium
8 Laps at start 8 Laps at start

9	14'00.362	20.573	34.018	21.315	32.176	174.4
10	1'42.203	17.003	32.346	21.062	31.792	343.9
11	1'43.998 *	18.087*	33.214	21.002	31.695	341.7
12	1'41.518	16.928	32.219	20.874	31.497	343.9
13	1'53.799 P	16.882	32.675	21.870	42.372	342.8

Run # 3 Front Tyre Slick-Soft Rear Tyre Slick-Medium
13 Laps at start 13 Laps at start

14	6'13.568 *	19.571	33.327	21.293	31.877*	190.4
15	1'42.114 *	16.961	32.403	21.065	31.685*	345.0
16	1'41.409	16.827	32.170	20.922	31.490	345.0
17	1'41.346	16.800	32.106	20.954	31.486	342.8

15th 20 Fabio QUARTARARO YAMAHA FRA
Monster Energy Yamaha MotoGP Team

Runs=3 Total laps=19 Full laps=14 Valid laps=13

Run #	Front Tyre	Slick-Soft	Rear Tyre	Slick-Medium		
		New Tyre	New Tyre			
1	2'55.931	20.407	34.968	21.716	32.971	218.1
2	1'43.306	17.274	32.718	21.319	31.995	347.2
3	1'41.647	16.969	32.244	20.784	31.650	349.5
4	1'40.984	16.769	32.033	20.668	31.514	350.6
5	1'40.493	16.682	31.820	20.643	31.348	349.5
6	2'07.547 P	24.840*	37.373	21.778	43.556	348.3

Run # 2 Front Tyre Slick-Soft Rear Tyre Slick-Medium
6 Laps at start 6 Laps at start

7	7'58.853	19.843	33.526	21.119	31.958	205.7
8	1'41.623	17.016	32.295	20.734	31.578	347.2
9	1'40.993	16.777	31.967	20.719	31.530	348.3
10	1'40.869	16.745	31.913	20.642	31.569	348.3
11	1'41.016	16.790	31.966	20.696	31.564	348.3
12	1'41.039	16.761	32.073	20.708	31.497	347.2
13	1'46.774 *	18.017*	35.655	21.157	31.945	346.1
14	1'41.510	16.841	32.135	20.860	31.674	347.2
15	1'54.786 P	16.806	32.089	22.432	43.459	347.2

Free Practice Nr. 1

MotoGP

Lap	Lap Time	T1	T2	T3	T4	Speed	Lap	Lap Time	T1	T2	T3	T4	Speed
Run # 3	Front Tyre Slick-Medium	Rear Tyre Slick-Medium											
		New Tyre		New Tyre									
16	6'44.312	20.326	33.853	21.157	31.983	225.9	16	1'40.900	16.863	31.787	20.700	31.550	341.7
17	1'42.454	16.820	32.003	20.701	32.930	350.6	17	1'43.604 *	17.227*	33.947	20.841	31.589	342.8
18	1'43.023	16.735	31.834	20.738	33.716	351.7	18	1'40.724	16.790	31.764	20.655	31.515	348.3
19	1'40.551	16.724	31.787	20.688	31.352	352.9							

16th 42 Alex RINS YAMAHA SPA
 Monster Energy Yamaha MotoGP Team
 Runs=3 Total laps=15 Full laps=10 Valid laps=10

Run #	Front Tyre	Slick-Soft	Rear Tyre	Slick-Medium			
		New Tyre		New Tyre			
1	2'13.379	21.217	35.220	22.257	33.161	190.8	
2	1'49.638	17.556	34.960	25.031	32.091	336.4	
3	1'41.928	17.231	32.257	20.795	31.645	335.4	
4	1'41.507	16.955	31.981	20.930	31.641	345.0	
5	1'41.098	16.935	31.980	20.761	31.422	345.0	
6	1'57.694 P	17.842*	35.007	21.101	43.744	345.0	

Run #	Front Tyre	Slick-Soft	Rear Tyre	Slick-Medium			
		6 Laps at start		6 Laps at start			
7	11'11.830	19.434	33.476	21.332	32.916	192.5	
8	1'42.656	17.251	32.317	21.009	32.079	346.1	
9	1'41.811	16.999	32.154	20.939	31.719	345.0	
10	1'41.571	16.973	32.072	20.830	31.696	346.1	
11	1'55.212 P	17.570*	34.031	21.210	42.401	347.2	

Run #	Front Tyre	Slick-Soft	Rear Tyre	Slick-Medium			
		New Tyre		New Tyre			
12	10'43.965	19.284	34.398	21.709	32.204	203.7	
13	1'41.591	17.063	32.124	20.823	31.581	348.3	
14	1'40.612	16.799	31.847	20.607	31.359	348.3	
15	1'40.553	16.707	31.782	20.660	31.404	350.6	

17th 10 Luca MARINI HONDA ITA
 Repsol Honda Team
 Runs=3 Total laps=18 Full laps=13 Valid laps=12

Run #	Front Tyre	Slick-Soft	Rear Tyre	Slick-Medium			
		New Tyre		New Tyre			
1	1'51.927	19.418	34.344	21.664	32.364	220.4	
2	1'42.465	17.174	32.411	21.174	31.706	342.8	
3	1'41.935	17.042	32.195	21.009	31.689	341.7	
4	1'41.318	17.116	31.886	20.775	31.541	340.6	
5	1'41.153	16.851	31.878	20.876	31.548	341.7	
6	1'53.449 P	16.856	31.961	21.397	43.235	345.0	

Run #	Front Tyre	Slick-Soft	Rear Tyre	Slick-Medium			
		6 Laps at start		6 Laps at start			
7	7'20.526	19.646	33.513	21.483	32.496	172.8	
8	1'42.505	17.189	32.477	20.955	31.884	340.6	
9	1'41.783	16.995	32.128	20.968	31.692	341.7	
10	1'41.651	16.968	32.045	20.858	31.780	342.8	
11	1'41.573	16.884	32.178	20.781	31.730	341.7	
12	1'55.025 P	16.996	32.137	20.917	44.975	341.7	

Run #	Front Tyre	Slick-Soft	Rear Tyre	Slick-Medium			
		New Tyre		New Tyre			
13	10'57.820	19.160	33.270	21.417	32.058	196.7	
14	1'41.484	17.144	32.003	20.883	31.454	342.8	
15	1'40.628	16.776	31.827	20.620	31.405	348.3	

18th 36 Joan MIR HONDA SPA
 Repsol Honda Team
 Runs=3 Total laps=16 Full laps=11 Valid laps=9

Run #	Front Tyre	Slick-Soft	Rear Tyre	Slick-Medium			
		New Tyre		New Tyre			
1	1'51.415	19.780	34.317	21.613	32.249	217.7	
2	1'41.994	17.174	32.404	20.816	31.600	343.9	
3	1'41.247	17.044	32.104	20.766	31.333	345.0	
4	1'40.672	16.773	31.910	20.622	31.367	346.1	
5	1'40.773	16.793	31.901	20.668	31.411	346.1	
6	1'58.347 P	17.635*	35.645	21.421	43.646	343.9	

Run #	Front Tyre	Slick-Soft	Rear Tyre	Slick-Medium			
		6 Laps at start		6 Laps at start			
7	8'21.592	19.435	33.185	21.118	31.787	219.0	
8	1'41.707	17.030	32.184	20.924	31.569	340.6	
9	1'41.561	17.061	32.021	20.854	31.625	341.7	
10	1'59.469 P	17.892*	35.693	22.161	43.723	343.9	

Run #	Front Tyre	Slick-Soft	Rear Tyre	Slick-Medium			
		10 Laps at start		10 Laps at start			
11	13'33.319	20.588	33.125	21.179	31.974	199.2	
12	1'41.503	17.007	32.119	20.732	31.645	346.1	
13	1'41.360	16.833	32.045	20.816	31.666	341.7	
14	1'45.886 *	18.156*	34.510	21.293	31.927	342.8	
15	1'41.436	16.896	32.166	20.753	31.621	342.8	
16	1'53.031 *	18.539*	39.267	22.286	32.939	342.8	

19th 23 Enea BASTIANINI DUCATI ITA
 Ducati Lenovo Team
 Runs=2 Total laps=20 Full laps=17 Valid laps=17

Run #	Front Tyre	Slick-Soft	Rear Tyre	Slick-Medium			
		New Tyre		New Tyre			
1	2'43.807	19.996	34.389	21.726	32.863	211.3	
2	1'42.821	17.354	32.521	21.031	31.915	313.0	
3	1'41.477	17.050	32.085	20.945	31.397	338.5	
4	1'40.851	16.910	31.889	20.766	31.286	345.0	
5	1'40.689	16.745	31.921	20.779	31.244	347.2	
6	1'45.969	16.752	31.856	20.691	36.670	348.3	
7	1'41.153	16.894	32.034	20.954	31.271	346.1	
8	1'40.755	16.855	31.898	20.685	31.317	341.7	
9	1'54.983 P	17.836	33.777	21.294	42.076	341.7	

Run #	Front Tyre	Slick-Soft	Rear Tyre	Slick-Medium			
		9 Laps at start		9 Laps at start			
10	12'51.957	19.411	33.152	21.136	32.113	193.8	
11	1'41.707	17.074	32.216	20.858	31.559	342.8	
12	1'43.312	16.915	32.084	20.773	33.540	343.9	
13	1'41.612	17.002	32.087	20.938	31.585	345.0	
14	1'41.375	16.888	32.108	20.762	31.617	346.1	
15	1'41.220	16.827	32.000	20.832	31.561	347.2	
16	1'40.975	16.818	31.942	20.803	31.412	349.5	
17	1'47.763	16.891	32.063	20.688	38.121	347.2	
18	1'41.739	17.019	32.234	20.814	31.672	350.6	
19	1'41.411	16.875	32.136	20.852	31.548	340.6	

Fastest Lap: Jorge MARTIN Prima Pramac Racing SPA 1'39.579 16.594 31.453 20.433 31.099

These data/results cannot be reproduced, stored and/or transmitted in whole or in part by any manner of electronic, mechanical, photocopying, recording, broadcasting or otherwise now known or herein after developed without the previous express consent by the copyright owner, except for reproduction in daily press and regular printed publications on sale to the public within 60 days of the event related to those data/results and always provided that copyright symbol appears together as follows below.
 © DORNA, 2024



Free Practice Nr. 1

MotoGP

Lap	Lap Time	T1	T2	T3	T4	Speed	Lap	Lap Time	T1	T2	T3	T4	Speed
20	1'41.244	16.871	32.035	20.764	31.574	345.0	16	1'41.168	16.821	32.106	20.597	31.644	346.1
20th	30	Takaaki NAKAGAMI HONDA JPN IDEMITSU Honda LCR					22nd	72	Marco BEZZECCHI DUCATI ITA Pertamina Enduro VR46 Racing Team				
		Runs=3	Total laps=20	Full laps=15	Valid laps=14				Runs=3	Total laps=18	Full laps=13	Valid laps=13	
Run #	1	Front Tyre	Slick-Soft	Rear Tyre	Slick-Medium		Run #	1	Front Tyre	Slick-Soft	Rear Tyre	Slick-Medium	
			New Tyre		New Tyre					New Tyre		New Tyre	
1	2'13.670	21.187	35.687	22.177	34.721	192.1	1	2'07.085	19.281	34.543	22.070	33.482	231.7
2	1'45.902	17.640	32.990	21.028	34.244	330.2	2	1'43.128	17.299	32.709	21.052	32.068	345.0
3	1'42.236	17.357	32.228	21.025	31.626	320.4	3	1'41.925	16.965	32.407	20.928	31.625	347.2
4	1'41.289	17.272	32.005	20.712	31.300	330.2	4	1'41.356	16.823	32.183	20.919	31.431	347.2
5	1'43.396	17.020	32.762	22.049	31.565	326.2	5	1'40.907	16.827	31.969	20.800	31.311	348.3
6	1'40.838	17.059	31.790	20.699	31.290	343.9	6	1'40.819	16.754	31.865	20.847	31.353	348.3
7	1'56.545 P	17.563	35.802	21.138	42.042	341.7	7	1'57.000 P	17.762*	34.602	21.488	43.148	343.9
Run #	2	Front Tyre	Slick-Soft	Rear Tyre	Slick-Medium		Run #	2	Front Tyre	Slick-Soft	Rear Tyre	Slick-Medium	
			7 Laps at start		7 Laps at start					7 Laps at start		7 Laps at start	
8	8'20.436	21.007	34.871	21.563	32.116	188.1	8	7'17.074	19.377	33.489	21.332	32.023	214.7
9	1'42.102	17.291	32.293	20.900	31.618	339.6	9	1'42.110	17.263	32.373	20.878	31.596	348.3
10	1'41.045	16.992	31.981	20.787	31.285	341.7	10	1'41.014	16.873	31.965	20.766	31.410	345.0
11	1'42.021 *	16.646*	33.123	20.784	31.468	341.7	11	1'40.794	16.778	31.968	20.655	31.393	348.3
12	1'40.692	16.873	31.829	20.670	31.320	342.8	12	1'41.394	16.783	32.138	20.744	31.729	347.2
13	1'40.831	16.901	31.865	20.702	31.363	340.6	13	1'40.824	16.762	32.050	20.672	31.340	347.2
14	1'52.519 P	17.119	33.013	21.001	41.386	339.6	14	1'55.259 P	17.575*	34.663	21.047	41.974	346.1
Run #	3	Front Tyre	Slick-Soft	Rear Tyre	Slick-Medium		Run #	3	Front Tyre	Slick-Soft	Rear Tyre	Slick-Medium	
			14 Laps at start		14 Laps at start					14 Laps at start		14 Laps at start	
15	6'09.092	20.289	33.474	21.216	31.819	189.4	15	10'05.921	19.815	33.473	21.269	32.665	201.8
16	1'41.892	17.084	32.302	20.923	31.583	340.6	16	1'48.170	16.862	36.324	21.802	33.182	349.5
17	1'41.563	17.125	32.233	20.724	31.481	343.9	17	1'41.373	16.910	32.206	20.705	31.552	346.1
18	1'41.077	17.029	31.977	20.677	31.394	340.6	18	1'41.041	16.791	32.018	20.727	31.505	347.2
19	1'41.148	16.926	31.934	20.715	31.573	343.9							
20	1'41.084	16.821	32.037	20.655	31.571	343.9							
21st	21	Franco MORBIDELLI DUCATI ITA Prima Pramac Racing					23rd	6	Stefan BRADL HONDA GER HRC Test Team				
		Runs=3	Total laps=16	Full laps=11	Valid laps=10				Runs=3	Total laps=18	Full laps=13	Valid laps=12	
Run #	1	Front Tyre	Slick-Soft	Rear Tyre	Slick-Medium		Run #	1	Front Tyre	Slick-Soft	Rear Tyre	Slick-Medium	
			New Tyre		New Tyre					New Tyre		New Tyre	
1	1'55.228	20.077	34.386	21.907	32.695	221.3	1	2'13.034	20.493	35.405	22.384	33.323	210.1
2	1'42.778	17.269	32.349	20.929	32.231	337.5	2	1'47.772	17.693	33.786	21.839	34.454	339.6
3	1'42.009	17.094	32.375	20.833	31.707	346.1	3	1'42.607	17.201	32.510	21.206	31.690	335.4
4	1'40.963	16.894	32.071	20.623	31.375	347.2	4	1'42.088	17.142	32.207	20.991	31.748	349.5
5	1'40.763 *	16.752	31.861	20.628	31.522*	349.5	5	1'47.023 *	18.006*	34.756	21.962	32.299	345.0
6	1'40.817	16.771	31.973	20.709	31.364	347.2	6	1'42.030	17.016	32.181	20.948	31.885	340.6
7	2'03.310 P	17.813*	39.396	21.759	44.342	340.6	7	1'57.605 P	18.781*	34.716	22.442	41.666	337.5
Run #	2	Front Tyre	Slick-Soft	Rear Tyre	Slick-Medium		Run #	2	Front Tyre	Slick-Soft	Rear Tyre	Slick-Medium	
			7 Laps at start		7 Laps at start					7 Laps at start		7 Laps at start	
8	7'47.050	20.673	33.352	21.211	31.850	198.5	8	7'47.822	20.400	34.359	22.589	33.092	198.5
9	1'41.527	16.965	32.177	20.789	31.596	343.9	9	1'43.683	17.581	32.830	21.046	32.226	342.8
10	1'41.289	17.130	32.048	20.621	31.490	346.1	10	1'44.886	17.157	32.365	21.036	34.328	341.7
11	1'40.783	16.835	31.941	20.611	31.396	342.8	11	1'43.069	17.237	32.593	21.115	32.124	339.6
12	1'41.068	16.857	32.016	20.833	31.362	343.9	12	1'59.905 P	19.257*	35.310	22.394	42.944	335.4
13	2'01.738 P	17.764	35.994	21.887	46.093	336.4							
Run #	3	Front Tyre	Slick-Soft	Rear Tyre	Slick-Medium		Run #	3	Front Tyre	Slick-Soft	Rear Tyre	Slick-Medium	
			13 Laps at start		13 Laps at start					12 Laps at start		New Tyre	
14	13'03.810	20.991	34.002	21.535	32.382	205.3	13	10'00.984	19.022	32.975	21.112	31.838	215.1
15	1'41.702	16.948	32.404	20.745	31.605	345.0	14	1'41.423	16.960	32.048	20.873	31.542	343.9
							15	1'41.426	16.906	32.037	20.830	31.653	343.9
							16	1'49.770	17.078	33.663	23.053	35.976	347.2
							17	1'45.784	17.175	32.654	22.238	33.717	345.0

Fastest Lap: Jorge MARTIN Prima Pramac Racing SPA 1'39.579 16.594 31.453 20.433 31.099

These data/results cannot be reproduced, stored and/or transmitted in whole or in part by any manner of electronic, mechanical, photocopying, recording, broadcasting or otherwise now known or herein after developed without the previous express consent by the copyright owner, except for reproduction in daily press and regular printed publications on sale to the public within 60 days of the event related to those data/results and always provided that copyright symbol appears together as follows below.
© DORNA, 2024

Official MotoGP Timing by TISSOT
www.motogp.com



Barcelona, Friday, May 24, 2024

Page 6 of 7

Free Practice Nr. 1

MotoGP

Lap	Lap Time	T1	T2	T3	T4	Speed	Lap	Lap Time	T1	T2	T3	T4	Speed
18	1'42.444	17.029	32.242	21.165	32.008	342.8							

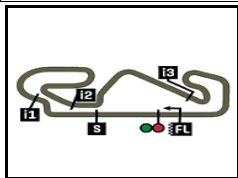
Fastest Lap: Jorge MARTIN	Prima Pramac Racing	SPA	1'39.579	16.594	31.453	20.433	31.099
----------------------------------	---------------------	-----	-----------------	--------	--------	--------	--------

These data/results cannot be reproduced, stored and/or transmitted in whole or in part by any manner of electronic, mechanical, photocopying, recording, broadcasting or otherwise now known or herein after developed without the previous express consent by the copyright owner, except for reproduction in daily press and regular printed publications on sale to the public within 60 days of the event related to those data/results and always provided that copyright symbol appears together as follows below.
 © DORNA, 2024

Official MotoGP Timing by **TISSOT**
 www.motogp.com

Barcelona, Friday, May 24, 2024





4657 m.

GRAN PREMI MONSTER ENERGY DE CATALUNYA

Free Practice Nr. 1

Best Partial Times

MotoGP™

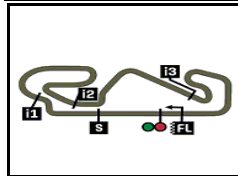
IT Ideal Lap Time, sum of the best partial times

BT Best Lap Time

T1		T2		T3		T4				IT	BT	
Pos	Rider	Time	Rider	Time	Rider	Time	Rider	Time	Pos	Rider		
1	P.ACOSTA	16.516	J.MARTIN	31.453	J.MARTIN	20.372	M.MARQUEZ	31.031	1	J.MARTIN	1'39.410	1'39.579 (1)
2	J.MARTIN	16.531	A.ESPARGARO	31.580	B.BINDER	20.378	J.MARTIN	31.054	2	P.ACOSTA	1'39.709	1'39.966 (4)
3	B.BINDER	16.576	P.ACOSTA	31.591	M.MARQUEZ	20.433	A.ESPARGARO	31.088	3	B.BINDER	1'39.726	1'39.958 (3)
4	F.DI GIANNANTO	16.602	B.BINDER	31.623	P.ACOSTA	20.443	B.BINDER	31.149	4	M.MARQUEZ	1'39.871	1'39.871 (2)
5	M.MARQUEZ	16.607	A.MARQUEZ	31.631	A.ESPARGARO	20.519	M.OLIVEIRA	31.154	5	A.ESPARGAR	1'39.881	1'40.051 (5)
6	J.MILLER	16.621	J.MILLER	31.649	F.BAGNAIA	20.545	P.ACOSTA	31.159	6	A.MARQUEZ	1'40.051	1'40.287 (6)
7	A.MARQUEZ	16.647	M.VIÑALES	31.674	J.MILLER	20.559	M.VIÑALES	31.160	7	J.MILLER	1'40.095	1'40.361 (9)
8	A.FERNANDEZ	16.658	J.ZARCO	31.682	M.VIÑALES	20.574	R.FERNANDEZ	31.176	8	M.VIÑALES	1'40.139	1'40.380 (11)
9	F.QUARTARARO	16.682	F.BAGNAIA	31.719	A.FERNANDEZ	20.582	A.MARQUEZ	31.191	9	A.FERNANDEZ	1'40.226	1'40.338 (8)
10	A.ESPARGARO	16.694	F.DI GIANNANTO	31.727	A.MARQUEZ	20.582	J.ZARCO	31.203	10	F.BAGNAIA	1'40.234	1'40.303 (7)
11	A.RINS	16.707	R.FERNANDEZ	31.759	F.MORBIDELLI	20.597	A.FERNANDEZ	31.221	11	J.ZARCO	1'40.274	1'40.422 (13)
12	F.BAGNAIA	16.719	L.MARINI	31.764	A.RINS	20.607	E.BASTIANINI	31.244	12	M.OLIVEIRA	1'40.315	1'40.397 (12)
13	M.VIÑALES	16.731	A.FERNANDEZ	31.765	L.MARINI	20.620	F.BAGNAIA	31.251	13	R.FERNANDEZ	1'40.358	1'40.368 (10)
14	E.BASTIANINI	16.745	M.OLIVEIRA	31.772	J.MIR	20.622	J.MILLER	31.266	14	F.DI GIANNAN	1'40.364	1'40.493 (14)
15	F.MORBIDELLI	16.752	A.RINS	31.782	M.OLIVEIRA	20.624	T.NAKAGAMI	31.285	15	A.RINS	1'40.455	1'40.553 (16)
16	M.BEZZECCHI	16.754	F.QUARTARARO	31.787	R.FERNANDEZ	20.627	F.DI GIANNANTO	31.298	16	F.QUARTARAR	1'40.459	1'40.493 (15)
17	J.ZARCO	16.759	T.NAKAGAMI	31.790	J.ZARCO	20.630	M.BEZZECCHI	31.311	17	E.BASTIANINI	1'40.530	1'40.689 (19)
18	M.OLIVEIRA	16.765	M.MARQUEZ	31.800	F.QUARTARARO	20.642	J.MIR	31.333	18	T.NAKAGAMI	1'40.551	1'40.692 (20)
19	J.MIR	16.773	E.BASTIANINI	31.856	T.NAKAGAMI	20.655	F.QUARTARARO	31.348	19	L.MARINI	1'40.565	1'40.628 (17)
20	L.MARINI	16.776	F.MORBIDELLI	31.861	M.BEZZECCHI	20.655	A.RINS	31.359	20	F.MORBIDELLI	1'40.572	1'40.783 (21)
21	R.FERNANDEZ	16.796	M.BEZZECCHI	31.865	E.BASTIANINI	20.685	F.MORBIDELLI	31.362	21	M.BEZZECCHI	1'40.585	1'40.794 (22)
22	T.NAKAGAMI	16.821	J.MIR	31.901	F.DI GIANNANTO	20.737	L.MARINI	31.405	22	J.MIR	1'40.629	1'40.672 (18)
23	S.BRADL	16.906	S.BRADL	32.037	S.BRADL	20.830	S.BRADL	31.542	23	S.BRADL	1'41.315	1'41.423 (23)


These data/results cannot be reproduced, stored and/or transmitted in whole or in part by any manner of electronic, mechanical, photocopying, recording, broadcasting or otherwise now known or herein after developed without the previous express consent by the copyright owner, except for reproduction in daily press and regular printed publications on sale to the public within 60 days of the event related to those data/results and always provided that copyright symbol appears together as follows below.

© DORNA, 2024



4657 m.

GRAN PREMI MONSTER ENERGY DE CATALUNYA**Free Practice Nr. 1****Fastest Laps Sequence**

<i>Practice Time</i>	 <i>Rider</i>	<i>Nation</i>	<i>Motorcycle</i>	<i>Time</i>	<i>Km/h</i>	<i>Rider's Lap</i>
3'33.409	36 Joan MIR	SPA	HONDA	1'41.994	164.3	2
4'09.685	89 Jorge MARTIN	SPA	DUCATI	1'41.297	165.5	2
5'14.231	93 Marc MARQUEZ	SPA	DUCATI	1'41.226	165.6	3
5'44.060	88 Miguel OLIVEIRA	POR	APRILIA	1'41.120	165.7	3
5'51.715	41 Aleix ESPARGARO	SPA	APRILIA	1'40.504	166.8	3
6'54.453	93 Marc MARQUEZ	SPA	DUCATI	1'40.222	167.2	4
8'34.324	93 Marc MARQUEZ	SPA	DUCATI	1'39.871	167.8	5
40'56.239	89 Jorge MARTIN	SPA	DUCATI	1'39.579	168.3	16

These data/results cannot be reproduced, stored and/or transmitted in whole or in part by any manner of electronic, mechanical, photocopying, recording, broadcasting or otherwise now known or herein after developed without the previous express consent by the copyright owner, except for reproduction in daily press and regular printed publications on sale to the public within 60 days of the event related to those data/results and always provided that copyright symbol appears together as follows below.

© DORNA, 2024