

CLASSIFICATION AFTER 26 LAPS = 118.092 KM

MOTUL GRAND PRIX OF THE NETHERLANDS RACE



TT Circuit Assen

Pos	Pts	#	Rider	Nation	Team	Motorcycle	Total Time	Km/h	Gap
1	25	93	Marc MARQUEZ	SPA	Ducati Lenovo Team	DUCATI	40'14.072	176.1	
2	20	72	Marco BEZZECCHI	ITA	Aprilia Racing	APRILIA	40'14.707	176.0	0.635
3	16	63	Francesco BAGNAIA	ITA	Ducati Lenovo Team	DUCATI	40'16.738	175.9	2.666
4	13	37	Pedro ACOSTA	SPA	Red Bull KTM Factory Racing	KTM	40'20.156	175.6	6.084
5	11	12	Maverick VIÑALES	SPA	Red Bull KTM Tech3	KTM	40'24.196	175.3	10.124
6	10	49	Fabio DI GIANNANTONIO	ITA	Pertamina Enduro VR46 Racing Team	DUCATI	40'26.235	175.2	12.163
7	9	21	Franco MORBIDELLI	ITA	Pertamina Enduro VR46 Racing Team	DUCATI	40'32.968	174.7	18.896
8	8	25	Raul FERNANDEZ	SPA	Trackhouse MotoGP Team	APRILIA	40'34.367	174.6	20.295
9	7	23	Enea BASTIANINI	ITA	Red Bull KTM Tech3	KTM	40'37.759	174.3	23.687
10	6	20	Fabio QUARTARARO	FRA	Monster Energy Yamaha MotoGP Team	YAMAHA	40'37.815	174.3	23.743
11	5	33	Brad BINDER	RSA	Red Bull KTM Factory Racing	KTM	40'38.323	174.3	24.251
12	4	5	Johann ZARCO	FRA	CASTROL Honda LCR	HONDA	40'38.947	174.3	24.875
13	3	42	Alex RINS	SPA	Monster Energy Yamaha MotoGP Team	YAMAHA	40'38.954	174.3	24.882
14	2	43	Jack MILLER	AUS	Prima Pramac Yamaha MotoGP	YAMAHA	40'39.137	174.2	25.065
15	1	35	Somkiat CHANTRA	THA	IDEMITSU Honda LCR	HONDA	41'03.291	172.5	49.219
16		41	Aleix ESPARGARO	SPA	Honda HRC Castrol	HONDA	41'03.432	172.5	49.360
Not classified									
		88	Miguel OLIVEIRA	POR	Prima Pramac Yamaha MotoGP	YAMAHA	14'45.417	147.7	18 laps
		73	Alex MARQUEZ	SPA	BK8 Gresini Racing MotoGP	DUCATI	7'50.360	173.8	21 laps
		54	Fermin ALDEGUER	SPA	BK8 Gresini Racing MotoGP	DUCATI	7'52.361	173.0	21 laps
		36	Joan MIR	SPA	Honda HRC Castrol	HONDA	7'52.563	173.0	21 laps
		32	Lorenzo SAVADORI	ITA	Aprilia Racing	APRILIA	4'48.614	169.9	23 laps
Not finished first lap									
		79	Ai OGURA	JPN	Trackhouse MotoGP Team	APRILIA			

The results are provisional until the end of the limit for protest and appeals.

 Time limit for protest expires 60' after publication of the results - **Roland BRONTSEMA** Time: **14:54**

These data/results cannot be reproduced, stored and/or transmitted in whole or in part by any manner of electronic, mechanical, photocopying, recording, broadcasting or otherwise now known or herein after developed without the previous express consent by the copyright owner, except for reproduction in daily press and regular printed publications on sale to the public within 60 days of the event related to those data/results and always provided that copyright symbol appears together as follows below.

© DORNA, 2025

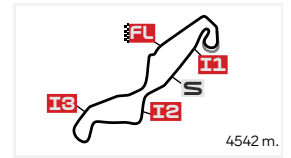
Official MotoGP Timing by

www.motogp.com

Assen, Sunday, June 29, 2025

CLASSIFICATION AFTER 26 LAPS = 118.092 KM

MOTUL GRAND PRIX OF THE NETHERLANDS RACE



TT Circuit Assen

Pos	Pts	#	Rider	Nation	Team	Motorcycle	Total Time	Km/h	Gap
-----	-----	---	-------	--------	------	------------	------------	------	-----

Race condition: Dry

Air: 24°

Humidity: 66%

Ground: 41°

Pole Position:
Fastest Lap:
Best Race Lap:
All-Time Lap Record:

		Fabio QUARTARARO	1'30.651	180.3 Km/h
Lap 16		Francesco BAGNAIA	1'32.220	177.3 Km/h
2024		Francesco BAGNAIA	1'31.866	177.9 Km/h
2024		Francesco BAGNAIA	1'30.540	180.5 Km/h

13:35'00

13:39'26

13:59'50
14:02'09

14:02'51 Ai OGURA

14:03'42

14:04'22 Miguel OLIVEIRA

14:05'26 Miguel OLIVEIRA

14:07'29 Lorenzo SAVADORI

14:10'33 Alex MARQUEZ

14:11'17 Fermin ALDEGUER

14:11'17 Joan MIR

14:16'54 Miguel OLIVEIRA

14:26'06 Raul FERNANDEZ
14:33'49 Franco MORBIDELLI
14:33'55 Marc MARQUEZ
14:34'51 Somkiat CHANTRA
14:35'26 Franco MORBIDELLI
14:36'00 Franco MORBIDELLI
14:39'42 Pedro ACOSTA
SIGHTING LAP START

All bikes on grid

WARM UP LAP START
RACE START

crashed out - Rider OK

No jump starts

entered pits

re-joined race

crashed out - Rider OK

crashed out - Rider OK

crashed out - Rider OK

entered pits and retired

track limits warning
long lap penalty due to shortcut at T17
track limits warning
track limits warning
long lap penalty - COMPLETE
track limits warning
track limits warning

The results are provisional until the end of the limit for protest and appeals.

 Time limit for protest expires 60' after publication of the results - **Roland BRONTSEMA** Time: **14:54**

These data/results cannot be reproduced, stored and/or transmitted in whole or in part by any manner of electronic, mechanical, photocopying, recording, broadcasting or otherwise now known or herein after developed without the previous express consent by the copyright owner, except for reproduction in daily press and regular printed publications on sale to the public within 60 days of the event related to those data/results and always provided that copyright symbol appears together as follows below.

© DORNA, 2025

Official MotoGP Timing by

www.motogp.com

Assen, Sunday, June 29, 2025

WORLD CHAMPIONSHIP CLASSIFICATION

MOTUL GRAND PRIX OF THE NETHERLANDS



TT Circuit Assen

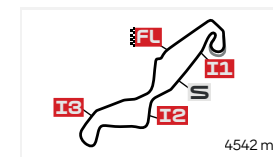
Rider	Points	Leader	Prev	THA	ARG	AME	QAT	SPA	FRA	GBR	ARA	ITA	NED	GER	CZE	AUT	HUN	CAT	RSM	JPN	INA	AUS	MAL	POR	VAL
1 MARQUEZ Marc [SPA]	307			37 12 25	37 12 25	12 12 -	37 12 25	16 12 4	32 12 20	25 9 16	37 12 25	37 12 25	37 12 25												
2 MARQUEZ Alex [SPA]	239	68	68	29 9 20	29 9 20	29 9 20	19 9 10	34 9 25	9 9 -	23 12 11	29 9 20	29 9 20	9 9												
3 BAGNAIA Francesco [ITA]	181	126	58	23 7 16	20 7 13	32 7 25	22 2 20	23 7 16	0 - 0	4 4 -	16 0 16	20 7 13	21 5 16												
4 MORBIDELLI Franco [ITA]	139	168	42	18 5 13	19 3 16	18 5 13	23 7 16	6 6 -	1 0 1	13 0 13	17 6 11	13 3 10	11 2 9												
5 DI GIANNANTONIO Fabio [ITA]	136	171	3	6 - 6	16 5 11	22 6 16	4 4 0	15 4 11	11 3 8	14 7 7	11 4 7	21 5 16	16 6 10												
6 BEZZECCHI Marco [ITA]	121	186	15	10 0 10	4 4 -	10 0 10	8 1 7	4 2 2	2 0 2	31 6 25	10 2 8	15 4 11	27 7 20												
7 ZARCO Johann [FRA]	101	206	20	9 0 9	16 6 10	0 0 0	13 - 13	5 - 5	29 4 25	25 5 20	0 0 -	- - -	4 0 4												
8 ACOSTA Pedro [SPA]	98	209	3	4 4 0	9 1 8	3 3 -	8 0 8	9 0 9	13 0 13	12 2 10	18 5 13	8 - 8	14 1 13												
9 ALDEGUER Fermin [SPA]	81	226	17	3 0 3	0 0 0	0 0 -	17 6 11	5 5 -	23 7 16	8 0 8	17 7 10	5 1 4	3 3												
10 VIÑALES Maverick [SPA]	69	238	12	0 0 0	4 0 4	2 - 2	2 0 2	16 3 13	16 5 11	5 0 5	3 3 0	6 6 -	15 4 11												
11 QUARTARARO Fabio [FRA]	67	240	2	4 3 1	2 0 2	10 4 6	14 5 9	20 - 20	6 6 -	3 3 -	0 0 -	2 0 2	6 - 6												

These data/results cannot be reproduced, stored and/or transmitted in whole or in part by any manner of electronic, mechanical, photocopying, recording, broadcasting or otherwise now known or herein after developed without the previous express consent by the copyright owner, except for reproduction in daily press and regular printed publications on sale to the public within 60 days of the event related to those data/results and always provided that copyright symbol appears together as follows below.

© DORNA, 2025

WORLD CHAMPIONSHIP CLASSIFICATION

MOTUL GRAND PRIX OF THE NETHERLANDS



TT Circuit Assen

Rider	Points	Leader	Prev	THA	ARG	AME	QAT	SPA	FRA	GBR	ARA	ITA	NED	GER	CZE	AUT	HUN	CAT	RSM	JPN	INA	AUS	MAL	POR	VAL
12 OGURA Ai [JPN]	49	258	18	17 6 11	0 0 -	8 1 7	4 3 1	8 0 8	6 0 6	- - -	- - -	6 0 6	0 0												
13 BINDER Brad [RSA]	47	260	2	10 2 8	9 - 9	0 0 -	3 0 3	10 0 10	- - -	2 - 2	1 1 -	7 - 7	5 0 5												
14 FERNANDEZ Raul [SPA]	44	263	3	0 0 -	1 0 1	4 0 4	0 0 0	1 0 1	9 0 9	4 0 4	6 0 6	11 2 9	8 - 8												
15 BASTIANINI Enea [ITA]	42	265	2	7 0 7	0 0 0	9 0 9	5 0 5	7 0 7	3 0 3	0 0 0	4 0 4	0 0 -	7 0 7												
16 MARINI Luca [ITA]	38	269	4	4 0 4	6 0 6	10 2 8	6 0 6	6 0 6	5 0 5	1 0 1	- - -	- - -	- -												
17 RINS Alex [SPA]	35	272	3	0 0 0	5 0 5	5 0 5	4 0 4	3 0 3	6 2 4	3 0 3	5 0 5	1 0 1	3 0 3												
18 MILLER Jack [AUS]	33	274	2	5 - 5	3 0 3	11 0 11	0 0 -	- - -	0 0 -	10 1 9	2 0 2	0 0 -	2 0 2												
19 MIR Joan [SPA]	32	275	1	1 1 -	9 2 7	- - -	- - -	1 1 -	1 1 -	6 0 6	9 - 9	5 0 5	- -												
20 NAKAGAMI Takaaki [JPN]	10	297	22	- - -	- - -	- - -	- - -	- - -	10 0 10	- - -	- - -	0 0 0	- -												
21 SAVADORI Lorenzo [ITA]	8	299	2	0 0 0	- - -	1 0 1	- - -	0 0 0	7 0 7	0 0 0	0 0 0	0 0 0	0 0												
22 FERNANDEZ Augusto [SPA]	6	301	2	- - -	- - -	3 0 3	0 0 -	0 0 0	- - -	- - -	3 - 3	- - -	- -												

These data/results cannot be reproduced, stored and/or transmitted in whole or in part by any manner of electronic, mechanical, photocopying, recording, broadcasting or otherwise now known or herein after developed without the previous express consent by the copyright owner, except for reproduction in daily press and regular printed publications on sale to the public within 60 days of the event related to those data/results and always provided that copyright symbol appears together as follows below.

© DORNA, 2025

WORLD CHAMPIONSHIP CLASSIFICATION

MOTUL GRAND PRIX OF THE NETHERLANDS



TT Circuit Assen

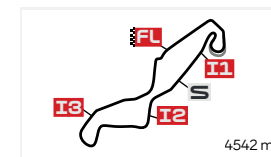
Rider	Points	Leader	Prev	THA	ARG	AME	QAT	SPA	FRA	GBR	ARA	ITA	NED	GER	CZE	AUT	HUN	CAT	RSM	JPN	INA	AUS	MAL	POR	VAL
23 OLIVEIRA Miguel [POR]	6	301	0	2 0 2	- - -	- - -	- - -	- - -	0 0 -	0 0 0	1 0 1	3 0 3	0 0												
24 CHANTRA Somkiat [THA]	1	306	5	0 0 0	0 0 0	0 0 0	0 0 0	0 0 -	- - -	0 0 0	0 0 0	0 0 0	1 0 1												
25 ESPARGARO Aleix [SPA]	0	307	1	- - -	- - -	- - -	- - -	0 0 0	- - -	0 0 -	- - -	- - -	0 0 0												
26 MARTIN Jorge [SPA]	0	307	0	- - -	- - -	- - -	0 0 -	- - -	- - -	- - -	- - -	- - -	- -												

These data/results cannot be reproduced, stored and/or transmitted in whole or in part by any manner of electronic, mechanical, photocopying, recording, broadcasting or otherwise now known or herein after developed without the previous express consent by the copyright owner, except for reproduction in daily press and regular printed publications on sale to the public within 60 days of the event related to those data/results and always provided that copyright symbol appears together as follows below.

© DORNA, 2025

WORLD CHAMPIONSHIP CLASSIFICATION

MOTUL GRAND PRIX OF THE NETHERLANDS



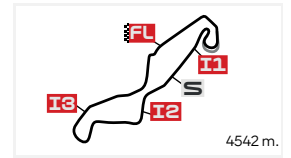
TT Circuit Assen

Constructor	Points	Leader	Previous	THA	ARG	AME	QAT	SPA	FRA	GBR	ARA	ITA	NED	GER	CZE	AUT	HUN	CAT	RSM	JPN	INA	AUS	MAL	POR	VAL
1 DUCATI	356			37	37	37	37	37	32	28	37	37	37												
2 APRILIA	145	211	211	17	5	11	10	10	9	31	10	15	27												
3 KTM	137	219	8	12	10	12	8	16	18	12	18	14	17												
4 HONDA	128	228	9	10	16	10	13	7	29	25	9	5	4												
5 YAMAHA	98	258	30	8	5	15	14	20	10	12	5	3	6												

Team	Points	Leader	Previous	THA	ARG	AME	QAT	SPA	FRA	GBR	ARA	ITA	NED	GER	CZE	AUT	HUN	CAT	RSM	JPN	INA	AUS	MAL	POR	VAL
1 Ducati Lenovo Team	488			60	57	44	59	39	32	29	53	57	58												
2 BK8 Gresini Racing MotoGP	320	168	168	32	29	29	36	39	32	31	46	34	12												
3 Pertamina Enduro VR46 Racing Team	275	213	45	24	35	40	27	21	12	27	28	34	27												
4 Red Bull KTM Factory Racing	145	343	130	14	18	3	11	19	13	14	19	15	19												
5 Aprilia Racing	129	359	16	10	4	11	8	4	9	31	10	15	27												
6 Red Bull KTM Tech3	111	377	18	7	4	11	7	23	19	5	7	6	22												
7 LCR Honda	102	386	9	9	16	-	13	5	29	25	-	-	5												
8 Monster Energy Yamaha MotoGP Team	102	386	0	4	7	15	18	23	12	6	5	3	9												
9 Trackhouse MotoGP Team	93	395	9	17	1	12	4	9	15	4	6	17	8												
10 Honda HRC Castrol	70	418	23	5	15	10	6	7	6	7	9	5	-												
11 Prima Pramac Yamaha MotoGP	42	446	28	7	3	14	-	-	-	10	3	3	2												

These data/results cannot be reproduced, stored and/or transmitted in whole or in part by any manner of electronic, mechanical, photocopying, recording, broadcasting or otherwise now known or herein after developed without the previous express consent by the copyright owner, except for reproduction in daily press and regular printed publications on sale to the public within 60 days of the event related to those data/results and always provided that copyright symbol appears together as follows below.

© DORNA, 2025



TT Circuit Assen

LAP CHART

MOTUL GRAND PRIX OF THE NETHERLANDS RACE

Pos	1	2	3	4	5	6	7	8	9	10	11	12	13	14	15	16	17	18	19	20	21	22
Grid	20	63	73	93	72	21	54	49	37	12	25	5	36	43	32	33	88	42	79	23	41	35

	1	63	73	93	72	20	37	21	54	12	49	25	36	5	43	32	23	33	41	35	42	88
	2	63	93	72	73	37	21	20	54	12	49	36	5	43	25	23	32	33	41	35	42	88
	3	63	93	72	73	37	21	20	12	54	36	49	5	43	25	23	32	33	41	35	42	88
	4	63	93	72	37	73	21	20	12	54	36	49	5	43	23	25	33	41	35	42	88	
	5	93	63	72	37	73	21	12	20	54	36	49	5	23	25	43	33	41	42	35	88	
	6	93	63	72	37	21	12	49	5	23	25	43	33	20	41	42	35	88				
	7	93	63	72	37	21	12	49	25	23	43	5	33	20	42	41	35	88				
	8	93	72	63	37	21	12	49	25	23	43	33	5	20	42	41	35	88				
	9	93	72	37	63	21	12	49	25	23	33	43	5	20	42	41	35					
	10	93	72	37	63	21	12	49	25	23	33	43	5	20	42	41	35					
L	11	93	72	37	63	21	12	49	25	23	33	43	5	20	42	41	35					
a	12	93	72	37	63	21	12	49	25	23	33	43	5	20	42	41	35					
p	13	93	72	37	63	21	12	49	25	23	33	43	20	5	42	41	35					
s	14	93	72	63	37	21	12	49	25	33	23	43	20	5	42	41	35					
	15	93	72	63	37	12	21	49	25	23	33	43	20	5	42	41	35					
	16	93	72	63	37	12	21	49	25	23	33	43	20	5	42	41	35					
	17	93	72	63	37	12	21	49	25	23	33	43	20	5	42	41	35					
	18	93	72	63	37	12	21	49	25	23	33	43	20	5	42	41	35					
	19	93	72	63	37	12	21	49	25	23	33	20	43	5	42	41	35					
	20	93	72	63	37	12	21	49	25	23	33	20	43	5	42	41	35					
	21	93	72	63	37	12	49	21	25	23	33	20	43	5	42	41	35					
	22	93	72	63	37	12	49	21	25	23	20	33	5	42	43	41	35					
	23	93	72	63	37	12	49	21	25	23	20	33	5	42	43	41	35					
	24	93	72	63	37	12	49	21	25	23	20	33	42	5	43	35	41					
	25	93	72	63	37	12	49	21	25	23	20	33	42	5	43	35	41					
	26	93	72	63	37	12	49	21	25	23	20	33	5	42	43	35	41					

Winner Lapped rider

These data/results cannot be reproduced, stored and/or transmitted in whole or in part by any manner of electronic, mechanical, photocopying, recording, broadcasting or otherwise now known or herein after developed without the previous express consent by the copyright owner, except for reproduction in daily press and regular printed publications on sale to the public within 60 days of the event related to those data/results and always provided that copyright symbol appears together as follows below.

© DORNA, 2025

Official MotoGP Timing by  TISSOT

www.motogp.com

Assen, Sunday, June 29, 2025



TT Circuit Assen

FASTEST LAP OF EACH RIDER

MOTUL GRAND PRIX OF THE NETHERLANDS RACE

#	Rider	Nation	Team	Motorcycle	Time	Lap Total	Gap
1	63 Francesco BAGNAIA	ITA	Ducati Lenovo Team	DUCATI	1'32.220	16 26	
2	72 Marco BEZZECCHI	ITA	Aprilia Racing	APRILIA	1'32.275	14 26	0.055 0.055
3	37 Pedro ACOSTA	SPA	Red Bull KTM Factory Racing	KTM	1'32.281	15 26	0.061 0.006
4	93 Marc MARQUEZ	SPA	Ducati Lenovo Team	DUCATI	1'32.298	22 26	0.078 0.017
5	49 Fabio DI GIANNANTONIO	ITA	Pertamina Enduro VR46 Racing Team	DUCATI	1'32.356	11 26	0.136 0.058
6	73 Alex MARQUEZ	SPA	BK8 Gresini Racing MotoGP	DUCATI	1'32.443	5 5	0.223 0.087
7	25 Raul FERNANDEZ	SPA	Trackhouse MotoGP Team	APRILIA	1'32.485	12 26	0.265 0.042
8	12 Maverick VIÑALES	SPA	Red Bull KTM Tech3	KTM	1'32.569	10 26	0.349 0.084
9	42 Alex RINS	SPA	Monster Energy Yamaha MotoGP Tea	YAMAHA	1'32.687	12 26	0.467 0.118
10	36 Joan MIR	SPA	Honda HRC Castrol	HONDA	1'32.699	4 5	0.479 0.012
11	20 Fabio QUARTARARO	FRA	Monster Energy Yamaha MotoGP Tea	YAMAHA	1'32.717	8 26	0.497 0.018
12	33 Brad BINDER	RSA	Red Bull KTM Factory Racing	KTM	1'32.736	14 26	0.516 0.019
13	21 Franco MORBIDELLI	ITA	Pertamina Enduro VR46 Racing Team	DUCATI	1'32.751	13 26	0.531 0.015
14	5 Johann ZARCO	FRA	CASTROL Honda LCR	HONDA	1'32.824	15 26	0.604 0.073
15	23 Enea BASTIANINI	ITA	Red Bull KTM Tech3	KTM	1'32.841	8 26	0.621 0.017
16	43 Jack MILLER	AUS	Prima Pramac Yamaha MotoGP	YAMAHA	1'32.965	13 26	0.745 0.124
17	54 Fermin ALDEGUER	SPA	BK8 Gresini Racing MotoGP	DUCATI	1'33.152	5 5	0.932 0.187
18	32 Lorenzo SAVADORI	ITA	Aprilia Racing	APRILIA	1'33.239	3 3	1.019 0.087
19	41 Aleix ESPARGARO	SPA	Honda HRC Castrol	HONDA	1'33.619	3 26	1.399 0.380
20	88 Miguel OLIVEIRA	POR	Prima Pramac Yamaha MotoGP	YAMAHA	1'33.625	7 8	1.405 0.006
21	35 Somkiat CHANTRA	THA	IDEMITSU Honda LCR	HONDA	1'34.030	3 26	1.810 0.405

These data/results cannot be reproduced, stored and/or transmitted in whole or in part by any manner of electronic, mechanical, photocopying, recording, broadcasting or otherwise now known or herein after developed without the previous express consent by the copyright owner, except for reproduction in daily press and regular printed publications on sale to the public within 60 days of the event related to those data/results and always provided that copyright symbol appears together as follows below.

© DORNA, 2025

Official MotoGP Timing by

www.motogp.com

Assen, Sunday, June 29, 2025



TT Circuit Assen

EVENT BEST MAXIMUM SPEED

MOTUL GRAND PRIX OF THE NETHERLANDS RACE

#	Rider	Nation	Team	Motorcycle	Km/h	
63	Francesco BAGNAIA	ITA	Ducati Lenovo Team	DUCATI	317.0	Tissot Sprint
72	Marco BEZZECCHI	ITA	Aprilia Racing	APRILIA	315.4	Warm Up
5	Johann ZARCO	FRA	CASTROL Honda LCR	HONDA	314.6	Tissot Sprint
33	Brad BINDER	RSA	Red Bull KTM Factory Racing	KTM	314.6	Tissot Sprint
23	Enea BASTIANINI	ITA	Red Bull KTM Tech3	KTM	313.8	Warm Up
54	Fermin ALDEGUER	SPA	BK8 Gresini Racing MotoGP	DUCATI	313.8	Race
12	Maverick VIÑALES	SPA	Red Bull KTM Tech3	KTM	313.8	Race
37	Pedro ACOSTA	SPA	Red Bull KTM Factory Racing	KTM	313.0	Tissot Sprint
21	Franco MORBIDELLI	ITA	Pertamina Enduro VR46 Racing Team	DUCATI	313.0	Tissot Sprint
73	Alex MARQUEZ	SPA	BK8 Gresini Racing MotoGP	DUCATI	312.2	Race
49	Fabio DI GIANNANTONIO	ITA	Pertamina Enduro VR46 Racing Team	DUCATI	312.2	Tissot Sprint
36	Joan MIR	SPA	Honda HRC Castrol	HONDA	312.2	Race
42	Alex RINS	SPA	Monster Energy Yamaha MotoGP Team	YAMAHA	311.4	Race
93	Marc MARQUEZ	SPA	Ducati Lenovo Team	DUCATI	311.4	Tissot Sprint
32	Lorenzo SAVADORI	ITA	Aprilia Racing	APRILIA	310.6	Practice
79	Ai OGURA	JPN	Trackhouse MotoGP Team	APRILIA	310.6	Tissot Sprint
43	Jack MILLER	AUS	Prima Pramac Yamaha MotoGP	YAMAHA	309.8	Race
25	Raul FERNANDEZ	SPA	Trackhouse MotoGP Team	APRILIA	309.8	Race
88	Miguel OLIVEIRA	POR	Prima Pramac Yamaha MotoGP	YAMAHA	309.8	Tissot Sprint
20	Fabio QUARTARARO	FRA	Monster Energy Yamaha MotoGP Team	YAMAHA	309.8	Race
41	Aleix ESPARGARO	SPA	Honda HRC Castrol	HONDA	309.0	Tissot Sprint
35	Somkiat CHANTRA	THA	IDEMITSU Honda LCR	HONDA	308.3	Tissot Sprint

These data/results cannot be reproduced, stored and/or transmitted in whole or in part by any manner of electronic, mechanical, photocopying, recording, broadcasting or otherwise now known or herein after developed without the previous express consent by the copyright owner, except for reproduction in daily press and regular printed publications on sale to the public within 60 days of the event related to those data/results and always provided that copyright symbol appears together as follows below.

© DORNA, 2025

Official MotoGP Timing by

www.motogp.com

Assen, Sunday, June 29, 2025

CHRONOLOGICAL ANALYSIS OF PERFORMANCES

MOTUL GRAND PRIX OF THE NETHERLANDS

RACE



TT Circuit Assen

* Lap / Sector time cancelled
 P Crossing the finish line in pit lane
 ** Tyre data subject to further updates

T1 Time from finish line to 1st intermediate
 T2 Time from 1st intermed. to 2nd intermed.

T3 Time from 2nd intermed. to 3rd intermed.
 T4 Time from 3rd intermediate to finish line

Lap	Lap Time	T1	T2	T3	T4	Speed	Lap	Lap Time	T1	T2	T3	T4	Speed			
1st	93	Marc MARQUEZ		DUCATI		SPA	7	1'32.876	30.623	13.648	27.128	21.477	309.0			
Ducati Lenovo Team							8	1'32.695	30.605	13.525	27.191	21.374	312.2			
Runs=1 Total laps=26 Full laps=25 Valid laps=22							9	1'32.472	30.481	13.585	26.998	21.408	309.8			
Run #	1	Front Tyre	Slick-Hard	Rear Tyre	Slick-Medium		10	1'32.686	30.474	13.590	27.180	21.442	312.2			
		New Tyre		New Tyre			11	1'32.693	30.568	13.575	27.080	21.470	309.8			
1	1'38.701	35.992	13.780	27.325	21.604	311.4	12	1'32.823	30.607	13.666	27.134	21.416	310.6			
2	1'33.036	30.688	13.713	27.270	21.365	308.3	13	1'32.505	30.475	13.477	27.161	21.392	313.0			
3	1'32.820	30.694	13.679	27.183	21.264	309.0	14	1'32.275	30.435	13.554	27.009	21.277	310.6			
4	1'32.559	30.560	13.539	27.233	21.227	310.6	15	1'32.291	30.474	13.537	27.006	21.274	309.8			
5	1'32.719	30.595	13.538	27.232	21.354	310.6	16	1'32.548	30.501	13.572	27.161	21.314	309.0			
6	1'33.342	30.730	13.766	27.419	21.427	306.0	17	1'32.340	30.508	13.527	27.020	21.285	310.6			
7	1'32.873	30.604	13.610	27.233	21.426	306.7	18	1'32.443	30.526	13.600	27.080	21.237	309.8			
8	1'32.617	30.491	13.678	27.219	21.229	306.7	19	1'32.458	30.475	13.502	27.156	21.325	310.6			
9	1'32.673	30.480	13.633	27.278	21.282	307.5	20	1'32.479	30.543	13.519	27.141	21.276	311.4			
10	1'32.713	30.513	13.574	27.271	21.355	308.3	21	1'32.534	30.588	13.562	27.092	21.292	309.8			
11	1'32.609 *	30.563	13.525	27.228	21.293 *	309.0	22	1'32.391	30.538	13.525	27.084	21.244	312.2			
12	1'32.764	30.723	13.589	27.283	21.169	309.0	23	1'32.419	30.517	13.442	27.131	21.329	313.8			
13	1'32.273 *	30.442	13.521	27.162	21.148 *	309.8	24	1'32.739	30.579	13.538	27.204	21.418	311.4			
14	1'32.382	30.460	13.594	27.140	21.188	309.0	25	1'32.791 *	30.581	13.534	27.256	21.420 *	312.2			
15	1'32.451	30.493	13.572	27.179	21.207	308.3	26	1'32.746	30.624	13.535	27.157	21.430	310.6			
16	1'32.475	30.520	13.550	27.198	21.207	308.3	3rd									
17	1'32.318	30.435	13.483	27.209	21.191	309.8	63	Francesco BAGNAIA		DUCATI		ITA				
18	1'32.546	30.604	13.573	27.203	21.166	309.0	Ducati Lenovo Team									
19	1'32.474	30.521	13.493	27.256	21.204	309.0	Runs=1 Total laps=26 Full laps=25 Valid laps=25									
20	1'32.487 *	30.499	13.498	27.286	21.204 *	309.0	Run #	1	Front Tyre	Slick-Hard	Rear Tyre	Slick-Medium				
21	1'32.572	30.464	13.543	27.236	21.329	309.0			New Tyre		New Tyre					
22	1'32.298	30.428	13.536	27.194	21.140	309.8	1	1'38.330	35.568	13.869	27.354	21.539	306.7			
23	1'32.495	30.408	13.516	27.267	21.304	310.6	2	1'33.288	30.783	13.845	27.214	21.446	306.0			
24	1'32.582	30.474	13.518	27.340	21.250	309.8	3	1'32.704	30.636	13.703	27.097	21.268	306.0			
25	1'32.478	30.422	13.436	27.285	21.335	309.8	4	1'32.613	30.570	13.624	27.176	21.243	306.7			
26	1'32.815	30.465	13.536	27.371	21.443	309.8	5	1'32.949	30.578	13.591	27.190	21.590	306.7			
2nd							6	1'33.368	30.837	13.723	27.378	21.430	309.0			
72	Marco BEZZECCHI		APRILIA		ITA	7	1'32.910	30.718	13.627	27.208	21.357	310.6				
Aprilia Racing							8	1'33.003	30.612	13.545	27.311	21.535	311.4			
Runs=1 Total laps=26 Full laps=25 Valid laps=24							9	1'33.114	30.699	13.597	27.156	21.662	312.2			
Run #	1	Front Tyre	Slick-Hard	Rear Tyre	Slick-Medium		10	1'32.783	30.760	13.544	27.178	21.301	313.0			
		New Tyre		New Tyre			11	1'32.499	30.655	13.514	27.100	21.230	311.4			
1	1'39.009	36.384	13.852	27.328	21.445	313.8	12	1'32.875	30.729	13.582	27.243	21.321	313.0			
2	1'33.076	30.796	13.685	27.208	21.387	310.6	13	1'32.341	30.538	13.470	27.122	21.211	313.8			
3	1'32.722	30.623	13.652	27.077	21.370	311.4	14	1'32.364	30.501	13.550	27.173	21.140	314.6			
4	1'32.524	30.624	13.597	27.026	21.277	309.0	15	1'32.250	30.481	13.434	27.131	21.204	312.2			
5	1'32.708	30.655	13.531	27.108	21.414	310.6	16	1'32.220	30.510	13.424	27.129	21.157	311.4			
6	1'33.464	30.876	13.684	27.314	21.590	309.8	17	1'32.609	30.664	13.454	27.284	21.207	311.4			
Fastest Lap:							Francesco BAGNAIA		ITA	Ducati Lenovo Team		1'32.220	30.510	13.424	27.129	21.157

These data/results cannot be reproduced, stored and/or transmitted in whole or in part by any manner of electronic, mechanical, photocopying, recording, broadcasting or otherwise now known or herein after developed without the previous express consent by the copyright owner, except for reproduction in daily press and regular printed publications on sale to the public within 60 days of the event related to those data/results and always provided that copyright symbol appears together as follows below.

© DORNA, 2025

Official MotoGP Timing by

www.motogp.com

Assen, Sunday, June 29, 2025

Race

MotoGP™

Lap	Lap Time	T1	T2	T3	T4	Speed	Lap	Lap Time	T1	T2	T3	T4	Speed
18	1'32.461	30.639	13.427	27.185	21.210	311.4	10	1'32.569	30.677	13.557	27.172	21.163	312.2
19	1'32.486	30.599	13.453	27.176	21.258	312.2	11	1'32.660	30.664	13.577	27.227	21.192	311.4
20	1'32.539	30.593	13.543	27.215	21.188	313.0	12	1'32.655	30.703	13.537	27.175	21.240	312.2
21	1'32.485	30.583	13.484	27.178	21.240	312.2	13	1'32.792	30.773	13.579	27.202	21.238	313.8
22	1'32.549	30.683	13.456	27.149	21.261	313.0	14	1'33.321	30.713	13.735	27.220	21.653	311.4
23	1'32.631	30.771	13.389	27.184	21.287	312.2	15	1'33.161	30.856	13.657	27.390	21.258	310.6
24	1'32.610	30.689	13.489	27.186	21.246	311.4	16	1'32.612	30.525	13.617	27.222	21.248	305.2
25	1'32.980	30.751	13.560	27.323	21.346	309.8	17	1'32.767	30.571	13.638	27.229	21.329	307.5
26	1'33.777	31.004	13.626	27.451	21.696	309.8	18	1'32.588	30.561	13.630	27.137	21.260	305.2
							19	1'32.805	30.599	13.579	27.278	21.349	306.7
							20	1'32.805	30.603	13.624	27.256	21.322	306.7
							21	1'32.891 *	30.610	13.644	27.289	21.348 *	306.7
							22	1'33.106	30.743	13.724	27.212	21.427	304.4
							23	1'33.272	30.714	13.667	27.351	21.540	306.7
							24	1'33.596	30.821	13.821	27.372	21.582	306.0
							25	1'33.651	30.811	13.790	27.493	21.557	306.7
							26	1'33.892	30.784	13.834	27.522	21.752	304.4

4th **37** **Pedro ACOSTA** KTM SPA
Red Bull KTM Factory Racing

Runs=1 Total laps=26 Full laps=25 Valid laps=23

Run #	1	Front Tyre	Slick-Hard	Rear Tyre	Slick-Medium	
		New Tyre		New Tyre		
1	1'39.159	36.486	13.870	27.297	21.506	306.7
2	1'33.058	30.831	13.702	27.138	21.387	307.5
3	1'32.798	30.832	13.622	27.108	21.236	306.7
4	1'32.645	30.771	13.669	27.050	21.155	305.2
5	1'32.505	30.553	13.552	27.072	21.328	306.7
6	1'33.402	31.035	13.692	27.196	21.479	305.2
7	1'32.902	30.762	13.638	27.132	21.370	307.5
8	1'32.741	30.608	13.591	27.223	21.319	310.6
9	1'32.928	30.803	13.574	27.112	21.439	306.7
10	1'32.582	30.526	13.648	27.087	21.321	308.3
11	1'32.492	30.495	13.589	27.034	21.374	306.7
12	1'32.657	30.602	13.639	27.086	21.330	306.7
13	1'32.658	30.763	13.514	27.204	21.177	307.5
14	1'32.718	30.559	13.652	27.141	21.366	306.0
15	1'32.281	30.535	13.521	27.049	21.176	306.0
16	1'32.422	30.579	13.521	27.090	21.232	306.7
17	1'32.406	30.549	13.453	27.228	21.176	309.0
18	1'32.649	30.665	13.524	27.216	21.244	307.5
19	1'32.654	30.553	13.557	27.243	21.301	306.7
20	1'32.821	30.646	13.504	27.266	21.405	309.0
21	1'32.645 *	30.484	13.605	27.246	21.310 *	308.3
22	1'32.585	30.550	13.543	27.234	21.258	308.3
23	1'33.247	30.587	13.591	27.584	21.485	307.5
24	1'33.452 *	30.808	13.702	27.398	21.544 *	306.7
25	1'33.955	30.833	13.845	27.718	21.559	306.7
26	1'33.794	30.787	13.770	27.601	21.636	307.5

5th **12** **Maverick VIÑALES** KTM SPA
Red Bull KTM Tech3

Runs=1 Total laps=26 Full laps=25 Valid laps=24

Run #	1	Front Tyre	Slick-Hard	Rear Tyre	Slick-Medium	
		New Tyre		New Tyre		
1	1'39.886	37.097	13.877	27.459	21.453	310.6
2	1'33.334	30.856	13.777	27.322	21.379	310.6
3	1'33.131	31.139	13.644	27.104	21.244	309.0
4	1'32.685	30.585	13.694	27.175	21.231	306.7
5	1'32.904	30.683	13.654	27.160	21.407	309.0
6	1'32.879	30.683	13.693	27.228	21.275	307.5
7	1'32.949	30.569	13.593	27.219	21.568	309.0
8	1'32.608	30.608	13.559	27.212	21.229	309.0
9	1'32.677	30.632	13.619	27.175	21.251	310.6

Fastest Lap: Francesco BAGNAIA ITA Ducati Lenovo Team **1'32.220** 30.510 13.424 27.129 21.157

These data/results cannot be reproduced, stored and/or transmitted in whole or in part by any manner of electronic, mechanical, photocopying, recording, broadcasting or otherwise now known or herein after developed without the previous express consent by the copyright owner, except for reproduction in daily press and regular printed publications on sale to the public within 60 days of the event related to those data/results and always provided that copyright symbol appears together as follows below.

© DORNA, 2025

Official MotoGP Timing by TISSOT

www.motogp.com

Assen, Sunday, June 29, 2025

Page 2 of 6



6th **49** **Fabio DI GIANNANTONIO** DUCATI ITA
Pertamina Enduro VR46 Racing Team

Runs=1 Total laps=26 Full laps=25 Valid laps=24

Run #	1	Front Tyre	Slick-Hard	Rear Tyre	Slick-Medium	
		New Tyre		New Tyre		
1	1'40.126	37.153	13.960	27.504	21.509	308.3
2	1'33.553 *	30.893	13.767	27.187	21.706 *	312.2
3	1'33.516	31.327	13.722	27.111	21.356	312.2
4	1'32.632	30.559	13.633	27.154	21.286	310.6
5	1'33.724	31.551	13.696	27.098	21.379	306.7
6	1'33.332	30.602	13.712	27.371	21.647	309.0
7	1'32.482	30.447	13.696	27.020	21.319	306.7
8	1'32.470	30.431	13.678	27.088	21.273	307.5
9	1'32.424	30.436	13.619	27.088	21.281	308.3
10	1'32.542	30.456	13.658	27.103	21.325	309.0
11	1'32.356	30.437	13.654	27.008	21.257	311.4
12	1'32.525	30.530	13.576	27.078	21.341	310.6
13	1'32.512	30.499	13.580	27.126	21.307	311.4
14	1'32.903	30.557	13.659	27.179	21.508	310.6
15	1'33.535	31.082	13.735	27.345	21.373	307.5
16	1'32.897	30.724	13.632	27.190	21.351	306.7
17	1'33.017	30.693	13.689	27.191	21.444	308.3
18	1'32.827	30.640	13.685	27.163	21.339	308.3
19	1'33.767	30.708	13.757	27.287	22.015	309.0
20	1'33.388	30.667	13.760	27.378	21.583	307.5
21	1'33.683	30.735	13.682	27.451	21.815	306.7
22	1'32.857	30.562	13.629	27.146	21.520	307.5
23	1'33.024	30.482	13.711	27.287	21.544	306.7
24	1'32.992	30.548	13.745	27.244	21.455	306.7
25	1'33.269	30.602	13.764	27.279	21.624	307.5
26	1'33.882	30.552	13.852	27.356	22.122	305.2

7th **21** **Franco MORBIDELLI** DUCATI ITA
Pertamina Enduro VR46 Racing Team

Runs=1 Total laps=26 Full laps=25 Valid laps=17

Run #	1	Front Tyre	Slick-Hard	Rear Tyre	Slick-Medium	
		New Tyre		New Tyre		
1	1'39.380	36.639	13.880	27.336	21.525	309.0

Lap	Lap Time	T1	T2	T3	T4	Speed	Lap	Lap Time	T1	T2	T3	T4	Speed
2	1'33.150	30.907	13.810	27.118	21.315	307.5	26	1'34.615	30.972	13.883	27.667	22.093	304.4
3	1'32.788 *	30.703	13.628	27.115	21.342 *	309.8	9th 23 Enea BASTIANINI KTM ITA Red Bull KTM Tech3						
4	1'32.815	30.739	13.802	27.045	21.229	305.2	Runs=1 Total laps=26 Full laps=25 Valid laps=24						
5	1'32.853	30.639	13.649	27.164	21.401	309.0	Run #	1	Front Tyre	Slick-Hard	Rear Tyre	Slick-Medium	
6	1'32.902	30.659	13.832	27.079	21.332	306.7	New Tyre New Tyre						
7	1'32.849	30.710	13.669	27.169	21.301	309.0	1	1'41.466	38.303	13.942	27.579	21.642	309.8
8	1'32.786	30.640	13.646	27.191	21.309	309.8	2	1'33.608	30.922	13.881	27.272	21.533	310.6
9	1'32.939	30.711	13.675	27.149	21.404	309.0	3	1'33.141	30.648	13.821	27.263	21.409	309.8
10	1'32.895	30.767	13.688	27.138	21.302	310.6	4	1'33.091	30.721	13.715	27.163	21.492	306.7
11	1'32.587 *	30.613	13.641	27.037	21.296 *	310.6	5	1'33.194	30.730	13.735	27.245	21.484	311.4
12	1'32.868	30.670	13.643	27.194	21.361	312.2	6	1'33.801	30.744	13.829	27.483	21.745	308.3
13	1'32.751	30.600	13.655	27.168	21.328	310.6	7	1'34.544	30.755	13.848	27.191	22.750	305.2
14	1'33.368 *	30.728	13.763	27.173	21.704 *	306.7	8	1'32.841	30.624	13.748	27.095	21.374	306.7
15	1'33.503 *	30.807 *	13.800	27.584	21.312	306.0	9	1'33.007	30.653	13.768	27.145	21.441	306.0
16	1'32.857	30.665	13.597	27.260	21.335	308.3	10	1'32.902	30.636	13.720	27.179	21.367	307.5
17	1'32.928	30.603	13.725	27.162	21.438	306.0	11	1'33.019	30.682	13.724	27.176	21.437	307.5
18	1'33.042	30.621	13.678	27.265	21.478	304.4	12	1'33.126	30.611	13.890	27.174	21.451	308.3
19	1'33.420 *	30.619	13.775	27.347	21.679 *	305.2	13	1'33.137 *	30.635	13.891	27.189	21.422 *	306.0
20	1'33.729 *	30.887 *	13.833	27.438	21.571	306.0	14	1'33.357	30.587	13.794	27.235	21.741	306.0
21	1'33.937 *	30.654	13.801	27.414	22.068 *	306.0	15	1'33.371	30.643	13.870	27.174	21.684	304.4
22	1'36.479	33.185	13.972	27.481	21.841	305.2	16	1'33.262	30.740	13.779	27.181	21.562	304.4
23	1'34.423 *	31.005	13.953	27.602	21.863 *	304.4	17	1'33.656	30.688	13.827	27.522	21.619	306.0
24	1'33.893	30.685	13.968	27.415	21.825	304.4	18	1'33.758	30.752	13.924	27.465	21.617	303.7
25	1'33.776	30.787	13.815	27.458	21.716	306.0	19	1'33.726	30.763	13.999	27.401	21.563	302.9
26	1'34.050	30.850	13.933	27.484	21.783	303.7	20	1'33.587	30.780	13.899	27.308	21.600	302.9

8th 25 Raul FERNANDEZ APRILIA SPA
Trackhouse MotoGP Team

Runs=1 Total laps=26 Full laps=25 Valid laps=22

Run #	1	Front Tyre	Slick-Hard	Rear Tyre	Slick-Medium	
		New Tyre		New Tyre		
1	1'40.536	37.172	14.224	27.574	21.566	306.7
2	1'34.355	31.329	13.924	27.559	21.543	307.5
3	1'33.221	30.714	13.853	27.264	21.390	309.0
4	1'33.494	30.976	13.754	27.184	21.580	309.0
5	1'33.306	30.704	13.779	27.223	21.600	308.3
6	1'33.711	30.830	13.831	27.309	21.741	309.0
7	1'33.830 *	30.754	13.730	27.416	21.930 *	309.8
8	1'32.944	30.548	13.711	27.243	21.442	304.4
9	1'33.007	30.587	13.748	27.170	21.502	303.7
10	1'32.941	30.679	13.668	27.201	21.393	306.7
11	1'33.085	30.714	13.738	27.213	21.420	304.4
12	1'32.485	30.417	13.638	27.146	21.284	304.4
13	1'32.897	30.630	13.653	27.226	21.388	305.2
14	1'33.076 *	30.549	13.724	27.261	21.542 *	304.4
15	1'32.956 *	30.578	13.737	27.319	21.322 *	303.7
16	1'33.046	30.566	13.712	27.278	21.490	303.7
17	1'33.085	30.622	13.666	27.283	21.514	304.4
18	1'33.015	30.509	13.744	27.290	21.472	303.7
19	1'33.236	30.627	13.683	27.411	21.515	304.4
20	1'33.304	30.689	13.718	27.373	21.524	305.2
21	1'33.350	30.545	13.727	27.394	21.684	308.3
22	1'33.729	30.827	13.836	27.446	21.620	305.2
23	1'33.477	30.759	13.738	27.404	21.576	303.7
24	1'33.738	30.801	13.807	27.400	21.730	305.2
25	1'33.928	30.876	13.754	27.579	21.719	307.5

10th 20 Fabio QUARTARARO YAMAHA FRA
Monster Energy Yamaha MotoGP Team

Runs=1 Total laps=26 Full laps=25 Valid laps=25

Run #	1	Front Tyre	Slick-Hard	Rear Tyre	Slick-Medium	
		New Tyre		New Tyre		
1	1'39.114	36.150	13.910	27.309	21.745	306.0
2	1'33.868	31.311	13.867	27.284	21.406	303.7
3	1'33.138	30.883	13.728	27.271	21.256	304.4
4	1'32.750	30.683	13.765	27.108	21.194	304.4
5	1'33.240	30.734	13.963	27.250	21.293	301.4
6	1'39.722	31.224	13.736			306.0
7	1'32.832	30.844	13.681	27.069	21.238	302.9
8	1'32.717	30.657	13.683	27.186	21.191	305.2
9	1'33.067	30.797	13.718	27.196	21.356	306.7
10	1'33.115	30.800	13.732	27.227	21.356	308.3
11	1'33.127	30.864	13.739	27.195	21.329	308.3
12	1'33.120	30.822	13.668	27.270	21.360	309.8
13	1'33.135	30.939	13.685	27.265	21.246	307.5
14	1'32.917	30.789	13.678	27.206	21.244	304.4
15	1'32.940	30.728	13.771	27.165	21.276	301.4
16	1'33.101	30.794	13.739	27.201	21.367	306.0
17	1'33.288	30.813	13.683	27.386	21.406	308.3

Fastest Lap: Francesco BAGNAIA ITA Ducati Lenovo Team **1'32.220** 30.510 13.424 27.129 21.157

These data/results cannot be reproduced, stored and/or transmitted in whole or in part by any manner of electronic, mechanical, photocopying, recording, broadcasting or otherwise now known or herein after developed without the previous express consent by the copyright owner, except for reproduction in daily press and regular printed publications on sale to the public within 60 days of the event related to those data/results and always provided that copyright symbol appears together as follows below.

© DORNA, 2025

Official MotoGP Timing by  TISSOT

www.motogp.com

Assen, Sunday, June 29, 2025

Race

MotoGP™

Lap	Lap Time	T1	T2	T3	T4	Speed	Lap	Lap Time	T1	T2	T3	T4	Speed
18	1'33.593	30.940	13.731	27.408	21.514	308.3	10	1'33.230	30.779	13.767	27.182	21.502	309.8
19	1'33.640	30.896	13.733	27.530	21.481	306.0	11	1'33.167	30.826	13.678	27.208	21.455	310.6
20	1'33.543	31.091	13.694	27.351	21.407	308.3	12	1'33.304	30.758	13.640	27.325	21.581	308.3
21	1'33.422	30.911	13.661	27.374	21.476	309.8	13	1'33.950	31.238	13.833	27.256	21.623	307.5
22	1'33.272	30.884	13.717	27.249	21.422	306.7	14	1'33.048	30.843	13.683	27.077	21.445	305.2
23	1'33.564	30.872	13.730	27.380	21.582	303.7	15	1'32.824	30.608	13.712	27.072	21.432	306.0
24	1'33.533	30.808	13.799	27.362	21.564	306.7	16	1'33.069	30.633	13.696	27.222	21.518	307.5
25	1'33.685	30.874	13.771	27.498	21.542	306.0	17	1'33.086	30.671	13.602	27.339	21.474	308.3
26	1'34.372	31.180	13.817	27.505	21.870	306.7	18	1'33.446	30.792	13.721	27.419	21.514	310.6
11th 33 Brad BINDER KTM RSA Red Bull KTM Factory Racing							19 1'33.691 30.960 13.708 27.474 21.549 311.4						
Runs=1 Total laps=26 Full laps=25 Valid laps=23							20 1'33.820 31.036 13.729 27.408 21.647 311.4						
Run #	1	Front Tyre	Slick-Hard	Rear Tyre	Slick-Medium		21	1'33.313	30.760	13.703	27.334	21.516	311.4
		New Tyre		New Tyre			22	1'33.775	31.107	13.723	27.313	21.632	308.3
1	1'41.567	38.396	14.118	27.588	21.465	305.2	23	1'33.539	30.853	13.720	27.357	21.609	308.3
2	1'34.138	30.990	13.806	27.581	21.761	313.8	24	1'33.851	31.084	13.833	27.398	21.536	305.2
3	1'33.162	30.773	13.723	27.157	21.509	311.4	25	1'33.711	31.181	13.682	27.362	21.486	309.0
4	1'33.092	30.786	13.640	27.200	21.466	310.6	26	1'34.057	30.902	13.712	27.375	22.068	309.8
5	1'33.215	30.797	13.671	27.197	21.550	310.6	13th 42 Alex RINS YAMAHA SPA Monster Energy Yamaha MotoGP Team						
6	1'33.841 *	31.045	13.752	27.422	21.622 *	310.6	Runs=1 Total laps=26 Full laps=25 Valid laps=25						
7	1'34.001	30.808	13.654	27.887	21.652	311.4	Run #	1	Front Tyre	Slick-Hard	Rear Tyre	Slick-Medium	
8	1'33.375 *	30.933	13.689	27.225	21.528 *	312.2			New Tyre		New Tyre		
9	1'33.067	30.750	13.573	27.366	21.378	312.2	1	1'45.891	42.025	14.531	27.636	21.699	296.3
10	1'33.146	30.794	13.692	27.232	21.428	309.0	2	1'33.449	30.761	13.879	27.322	21.487	300.7
11	1'33.022	30.743	13.664	27.200	21.415	307.5	3	1'33.380	30.822	13.777	27.267	21.514	301.4
12	1'32.871	30.686	13.599	27.269	21.317	309.0	4	1'33.113	30.665	13.750	27.150	21.548	300.7
13	1'32.913	30.638	13.637	27.236	21.402	309.0	5	1'33.353	30.939	13.767	27.211	21.436	301.4
14	1'32.736	30.515	13.582	27.264	21.375	309.0	6	1'33.552	30.710	13.818	27.407	21.617	303.7
15	1'33.637	30.830	13.814	27.361	21.632	306.0	7	1'33.106	30.873	13.759	27.126	21.348	302.9
16	1'33.303	30.845	13.668	27.274	21.516	309.0	8	1'33.057	30.685	13.700	27.243	21.429	304.4
17	1'33.647	30.662	13.632	27.800	21.553	311.4	9	1'32.897	30.576	13.821	27.146	21.354	305.2
18	1'33.717	30.860	13.808	27.404	21.645	309.0	10	1'33.148	30.725	13.759	27.277	21.387	306.0
19	1'33.925	30.871	13.803	27.571	21.680	306.0	11	1'33.033	30.682	13.719	27.257	21.375	306.7
20	1'33.351	30.841	13.714	27.388	21.408	309.8	12	1'32.687	30.557	13.687	27.159	21.284	306.7
21	1'33.556	30.836	13.684	27.453	21.583	310.6	13	1'33.092	30.639	13.709	27.303	21.441	309.0
22	1'34.213	31.616	13.656	27.449	21.492	310.6	14	1'33.395	31.058	13.755	27.219	21.363	306.0
23	1'33.605	30.942	13.729	27.428	21.506	307.5	15	1'32.910	30.485	13.700	27.375	21.350	309.0
24	1'33.707	30.915	13.849	27.462	21.481	308.3	16	1'33.198	30.667	13.706	27.323	21.502	306.7
25	1'33.678	30.833	13.680	27.561	21.604	309.0	17	1'33.142	30.642	13.622	27.328	21.550	307.5
26	1'33.838	30.872	13.636	27.559	21.771	311.4	18	1'33.427	30.731	13.698	27.391	21.607	307.5
12th 5 Johann ZARCO HONDA FRA CASTROL Honda LCR							19 1'33.281 30.772 13.675 27.306 21.528 309.8						
Runs=1 Total laps=26 Full laps=25 Valid laps=24							20 1'33.741 31.041 13.737 27.432 21.531 311.4						
Run #	1	Front Tyre	Slick-Hard	Rear Tyre	Slick-Soft		21	1'33.647	30.871	13.754	27.452	21.570	307.5
		New Tyre		New Tyre			22	1'33.383	30.946	13.638	27.335	21.464	309.0
1	1'40.862	37.439	14.166	27.556	21.701	303.7	23	1'33.600	31.004	13.715	27.445	21.436	308.3
2	1'33.311	30.894	13.798	27.054	21.565	305.2	24	1'33.528	30.862	13.705	27.439	21.522	308.3
3	1'33.477	31.007	13.834	27.208	21.428	306.0	25	1'33.620	30.867	13.676	27.466	21.611	309.8
4	1'33.265	30.775	13.812	27.245	21.433	306.0	26	1'34.324	31.004	13.642	27.387	22.291	308.3
5	1'33.392	30.803	13.719	27.327	21.543	306.7	14th 43 Jack MILLER YAMAHA AUS Prima Pramac Yamaha MotoGP						
6	1'33.846 *	30.779	13.887	27.475	21.705 *	303.7	Runs=1 Total laps=26 Full laps=25 Valid laps=25						
7	1'34.806	30.967	13.971	27.943	21.925	305.2	Run #	1	Front Tyre	Slick-Hard	Rear Tyre	Slick-Medium	
8	1'33.802	31.228	13.796	27.283	21.495	309.8			New Tyre		New Tyre		
9	1'33.305	30.905	13.697	27.231	21.472	306.7	1	1'41.076	37.603	14.095	27.686	21.692	309.8
Fastest Lap: Francesco BAGNAIA ITA							Ducati Lenovo Team 1'32.220 30.510 13.424 27.129 21.157						

These data/results cannot be reproduced, stored and/or transmitted in whole or in part by any manner of electronic, mechanical, photocopying, recording, broadcasting or otherwise now known or herein after developed without the previous express consent by the copyright owner, except for reproduction in daily press and regular printed publications on sale to the public within 60 days of the event related to those data/results and always provided that copyright symbol appears together as follows below.

© DORNA, 2025

Official MotoGP Timing by  TISSOT

www.motogp.com

Assen, Sunday, June 29, 2025

Page 4 of 6

Lap	Lap Time	T1	T2	T3	T4	Speed	Lap	Lap Time	T1	T2	T3	T4	Speed
2	1'33.516	30.926	13.790	27.366	21.434	306.0	26	1'34.593	31.072	13.927	27.665	21.929	300.7
3	1'33.228	30.752	13.758	27.296	21.422	308.3	16th 41 Alex ESPARGARO HONDA SPA Honda HRC Castrol						
4	1'33.277	30.752	13.766	27.292	21.467	305.2	Runs=1 Total laps=26 Full laps=25 Valid laps=24						
5	1'34.028	30.801	13.744	27.575	21.908	306.7	Run #	1	Front Tyre	Slick-Hard	Rear Tyre	Slick-Soft	
6	1'33.701	30.890	13.832	27.324	21.655	306.0	New Tyre New Tyre						
7	1'34.129	30.756	13.761	27.851	21.761	308.3	1	1'42.110	38.447	14.231	27.827	21.605	305.2
8	1'33.264	30.822	13.704	27.282	21.456	304.4	2	1'33.955	30.907	13.865	27.474	21.709	307.5
9	1'33.617	30.677	13.799	27.639	21.502	306.7	3	1'33.619	30.953	13.767	27.398	21.501	306.7
10	1'33.196	30.762	13.705	27.225	21.504	307.5	4	1'33.732 *	30.827	13.887	27.347	21.671 *	306.0
11	1'33.123	30.769	13.709	27.251	21.394	307.5	5	1'34.476	30.964	13.920	27.569	22.023	303.7
12	1'32.994	30.692	13.754	27.215	21.333	306.0	6	1'34.744	30.952	14.096	27.642	22.054	303.7
13	1'32.965	30.545	13.726	27.238	21.456	306.0	7	1'34.358	31.155	13.982	27.510	21.711	309.0
14	1'33.024	30.618	13.661	27.244	21.501	305.2	8	1'34.051	30.862	13.826	27.526	21.837	304.4
15	1'33.039	30.500	13.681	27.397	21.461	304.4	9	1'34.587	30.955	14.114	27.639	21.879	303.7
16	1'33.319	30.814	13.718	27.287	21.500	304.4	10	1'35.074	31.115	14.200	27.852	21.907	303.7
17	1'33.442	30.752	13.627	27.524	21.539	307.5	11	1'34.688	31.102	13.984	27.642	21.960	302.9
18	1'33.834	30.917	13.724	27.536	21.657	307.5	12	1'35.061	30.958	14.225	27.760	22.118	302.9
19	1'33.905	31.143	13.768	27.502	21.492	305.2	13	1'34.667	31.037	13.993	27.761	21.876	302.2
20	1'33.833	31.072	13.778	27.385	21.598	306.7	14	1'34.779	31.082	13.995	27.796	21.906	302.2
21	1'33.388	30.756	13.814	27.303	21.515	305.2	15	1'34.431	31.008	14.005	27.698	21.720	300.7
22	1'34.282	31.656	13.796	27.378	21.452	306.0	16	1'34.432	31.303	13.971	27.484	21.674	302.2
23	1'33.721	30.872	13.789	27.472	21.588	309.8	17	1'34.445	30.878	13.918	27.880	21.769	302.2
24	1'33.661	30.793	13.772	27.582	21.514	307.5	18	1'34.038	30.824	13.892	27.606	21.716	302.2
25	1'33.863	31.044	13.740	27.430	21.649	306.7	19	1'34.439	30.964	13.997	27.686	21.792	302.2
26	1'33.712	30.753	13.717	27.532	21.710	306.7	20	1'34.900	31.032	14.006	27.879	21.983	302.2
15th 35 Somkiat CHANTRA HONDA THA IDEMITSU Honda LCR							Runs=1 Total laps=26 Full laps=25 Valid laps=22						
Run #	1	Front Tyre	Slick-Medium	Rear Tyre	Slick-Soft		21	1'34.259	30.909	13.878	27.743	21.729	302.2
		New Tyre		New Tyre			22	1'34.839	31.175	14.103	27.749	21.812	302.9
1	1'42.742	38.485	14.512	27.798	21.947	308.3	23	1'34.308	30.912	13.932	27.750	21.714	302.9
2	1'34.633	31.209	14.025	27.541	21.858	302.2	24	1'34.760	30.894	13.922	27.651	22.293	302.9
3	1'34.030	30.973	13.893	27.369	21.795	302.9	25	1'34.366	31.070	13.984	27.702	21.610	307.5
4	1'34.364	30.965	14.015	27.470	21.914	300.7	26	1'34.314	30.858	13.886	27.781	21.789	307.5
5	1'34.627 *	31.223	13.991	27.585	21.828 *	303.7	17th 88 Miguel OLIVEIRA YAMAHA POR Prima Pramac Yamaha MotoGP						
6	1'34.918	31.018	14.058	27.605	22.237	300.7	Runs=2 Total laps=8 Full laps=5 Valid laps=5						
7	1'34.429	31.110	14.008	27.466	21.845	301.4	Run #	1	Front Tyre	Slick-Hard	Rear Tyre	Slick-Medium	
8	1'34.074	30.906	13.942	27.510	21.716	300.7	New Tyre New Tyre						
9	1'34.330	30.989	14.046	27.445	21.850	302.9	1	2'13.936 P	49.574	20.743	30.380	33.239	167.9
10	1'36.190	31.001	15.278	27.918	21.993	302.2	Run #	2	Front Tyre	Slick-Hard	Rear Tyre	Slick-Medium	
11	1'34.153	30.909	14.034	27.469	21.741	300.7	1 Laps at start 1 Laps at start						
12	1'34.154	30.999	13.957	27.509	21.689	301.4	2	2'42.209	33.843	14.430	28.005	22.204	301.4
13	1'34.238	31.067	13.943	27.455	21.773	300.7	3	1'34.941	31.606	14.116	27.474	21.745	300.7
14	1'34.070	30.965	13.912	27.399	21.794	300.7	4	1'36.409	31.284	14.209	29.062	21.854	301.4
15	1'34.106	30.940	14.003	27.426	21.737	300.0	5	1'36.240	31.315	14.526	28.074	22.325	293.5
16	1'34.250 *	31.141	13.899	27.433	21.777 *	300.7	6	1'34.065	31.083	13.976	27.365	21.641	299.2
17	1'34.179	31.049	13.875	27.551	21.704	302.2	7	1'33.625	30.930	13.852	27.273	21.570	302.2
18	1'34.595	31.341	13.898	27.510	21.846	301.4	8	1'53.992 P	35.004	15.870	30.135	32.983	260.4
19	1'34.198	30.990	13.938	27.529	21.741	300.7	18th 73 Alex MARQUEZ DUCATI SPA BK8 Gresini Racing MotoGP						
20	1'34.522 *	31.190	13.992	27.576	21.764 *	300.7	Runs=1 Total laps=5 Full laps=4 Valid laps=4						
21	1'34.379	31.168	13.844	27.567	21.800	302.9	Run #	1	Front Tyre	Slick-Hard	Rear Tyre	Slick-Medium	
22	1'34.706	31.226	14.016	27.622	21.842	302.9	New Tyre New Tyre						
23	1'34.235	31.120	13.844	27.643	21.628	301.4	1	1'38.667	35.828	13.806	27.246	21.787	307.5
24	1'34.500	31.015	13.777	27.711	21.997	304.4							
25	1'34.076	30.949	13.864	27.560	21.703	302.2							

Fastest Lap: Francesco BAGNAIA ITA Ducati Lenovo Team **1'32.220** 30.510 13.424 27.129 21.157

These data/results cannot be reproduced, stored and/or transmitted in whole or in part by any manner of electronic, mechanical, photocopying, recording, broadcasting or otherwise now known or herein after developed without the previous express consent by the copyright owner, except for reproduction in daily press and regular printed publications on sale to the public within 60 days of the event related to those data/results and always provided that copyright symbol appears together as follows below.

© DORNA, 2025

Official MotoGP Timing by  TISSOT

www.motogp.com

Assen, Sunday, June 29, 2025

Lap	Lap Time	T1	T2	T3	T4	Speed	Lap	Lap Time	T1	T2	T3	T4	Speed
2	1'33.508	30.972	13.656	27.210	21.670	309.0							
3	1'32.746	30.667	13.653	27.017	21.409	312.2							
4	1'32.996	31.026	13.581	27.055	21.334	310.6							
5	1'32.443	30.510	13.507	26.999	21.427	311.4							
	unfinished	30.888											

19th **54** **Fermin ALDEGUER** DUCATI SPA
BK8 Gresini Racing MotoGP

Runs=1 Total laps=5 Full laps=4 Valid laps=3

Run #	1	Front Tyre	Slick-Hard	Rear Tyre	Slick-Medium	Speed
			New Tyre		New Tyre	
1	1'39.762	36.804	13.893	27.575	21.490	309.8
2	1'33.400	30.797	13.871	27.266	21.466	310.6
3	1'33.413	31.399	13.654	27.102	21.258	309.0
4	1'32.634 *	30.602	13.671	27.185	21.176 *	313.8
5	1'33.152	30.771	13.761	27.207	21.413	310.6
	unfinished	30.681	13.661			306.7

20th **36** **Joan MIR** HONDA SPA
Honda HRC Castrol

Runs=1 Total laps=5 Full laps=4 Valid laps=4

Run #	1	Front Tyre	Slick-Hard	Rear Tyre	Slick-Soft	Speed
			New Tyre		New Tyre	
1	1'40.705	37.334	14.153	27.556	21.662	310.6
2	1'33.098	30.655	13.807	27.067	21.569	307.5
3	1'33.044	30.973	13.733	26.988	21.350	309.8
4	1'32.699	30.522	13.708	27.126	21.343	312.2
5	1'33.017	30.735	13.752	27.091	21.439	307.5
	unfinished	30.824	13.936			306.7

21st **32** **Lorenzo SAVADORI** APRILIA ITA
Aprilia Racing

Runs=1 Total laps=3 Full laps=2 Valid laps=2

Run #	1	Front Tyre	Slick-Hard	Rear Tyre	Slick-Soft	Speed
			New Tyre		New Tyre	
1	1'41.314	38.095	14.041	27.430	21.748	309.0
2	1'34.061	30.947	13.904	27.640	21.570	308.3
3	1'33.239	30.800	13.715	27.268	21.456	308.3

Fastest Lap: Francesco BAGNAIA ITA Ducati Lenovo Team **1'32.220** 30.510 13.424 27.129 21.157

These data/results cannot be reproduced, stored and/or transmitted in whole or in part by any manner of electronic, mechanical, photocopying, recording, broadcasting or otherwise now known or herein after developed without the previous express consent by the copyright owner, except for reproduction in daily press and regular printed publications on sale to the public within 60 days of the event related to those data/results and always provided that copyright symbol appears together as follows below.

© DORNA, 2025

Official MotoGP Timing by  TISSOT

www.motogp.com

Assen, Sunday, June 29, 2025

Page 6 of 6



TT Circuit Assen

ANALYSIS BY LAP

MOTUL GRAND PRIX OF THE NETHERLANDS RACE

Num Lap Time Gap

Num	Lap Time	Gap	Num	Lap Time	Gap	Num	Lap Time	Gap
Lap 1			42	1'33.449	7.722	35	1'34.364	8.834
63	1'38.330		88	2'42.209	1'44.527	42	1'33.113	8.898
73	1'38.667	0.337	Lap 3			88	1'36.409	1'50.560
93	1'38.701	0.371	63	1'32.704		Lap 5		
72	1'39.009	0.679	93	1'32.820	0.235	93	1'32.719	
20	1'39.114	0.784	72	1'32.722	0.485	63	1'32.949	0.049
37	1'39.159	0.829	73	1'32.746	0.599	72	1'32.708	0.204
21	1'39.380	1.050	37	1'32.798	0.693	37	1'32.505	0.330
54	1'39.762	1.432	21	1'32.788	0.996	73	1'32.443	0.525
12	1'39.886	1.556	20	1'33.138	1.798	21	1'32.853	1.151
49	1'40.126	1.796	12	1'33.131	2.029	12	1'32.904	2.105
25	1'40.536	2.206	54	1'33.413	2.253	20	1'33.240	2.275
36	1'40.705	2.375	36	1'33.044	2.525	54	1'33.152	2.526
5	1'40.862	2.532	49	1'33.516	2.873	36	1'33.017	2.728
43	1'41.076	2.746	5	1'33.477	3.328	49	1'33.724	3.716
32	1'41.314	2.984	43	1'33.228	3.498	5	1'33.392	4.472
23	1'41.466	3.136	25	1'33.221	3.790	23	1'33.194	4.665
33	1'41.567	3.237	23	1'33.141	3.893	25	1'33.306	5.077
41	1'42.110	3.780	32	1'33.239	4.292	43	1'34.028	5.290
35	1'42.742	4.412	33	1'33.162	4.545	33	1'33.215	5.339
42	1'45.891	7.561	41	1'33.619	5.362	41	1'34.476	8.057
88	2'13.936	35.606	35	1'34.030	7.083	42	1'33.353	9.351
Lap 2			42	1'33.380	8.398	35	1'34.627	10.561
63	1'33.288		88	1'34.941	1'46.764	88	1'36.240	1'53.900
93	1'33.036	0.119	Lap 4			Lap 6		
72	1'33.076	0.467	63	1'32.613		93	1'33.342	
73	1'33.508	0.557	93	1'32.559	0.181	63	1'33.368	0.075
37	1'33.058	0.599	72	1'32.524	0.396	72	1'33.464	0.326
21	1'33.150	0.912	37	1'32.645	0.725	37	1'33.402	0.390
20	1'33.868	1.364	73	1'32.996	0.982	21	1'32.902	0.711
54	1'33.400	1.544	21	1'32.815	1.198	12	1'32.879	1.642
12	1'33.334	1.602	20	1'32.750	1.935	49	1'33.332	3.706
49	1'33.553	2.061	12	1'32.685	2.101	5	1'33.846	4.976
36	1'33.098	2.185	54	1'32.634	2.274	23	1'33.801	5.124
5	1'33.311	2.555	36	1'32.699	2.611	25	1'33.711	5.446
43	1'33.516	2.974	49	1'32.632	2.892	43	1'33.701	5.649
25	1'34.355	3.273	5	1'33.265	3.980	33	1'33.841	5.838
23	1'33.608	3.456	43	1'33.277	4.162	20	1'39.722	8.655
32	1'34.061	3.757	23	1'33.091	4.371	41	1'34.744	9.459
33	1'34.138	4.087	25	1'33.494	4.671	42	1'33.552	9.561
41	1'33.955	4.447	33	1'33.092	5.024	35	1'34.918	12.137
35	1'34.633	5.757	41	1'33.732	6.481	88	1'34.065	1'54.623
Lap 7			Lap 8			Lap 9		
93	1'32.873		93	1'32.617		93	1'32.673	
63	1'32.910	0.112	72	1'32.695	0.407	72	1'32.472	0.206
72	1'32.876	0.329	63	1'33.003	0.498	37	1'32.928	0.798
37	1'32.902	0.419	37	1'32.741	0.543	37	1'32.114	0.939
21	1'32.849	0.687	21	1'32.786	0.856	63	1'33.114	0.939
12	1'32.949	1.718	12	1'32.608	1.709	Lap 10		
49	1'32.482	3.315	49	1'32.470	3.168	93	1'32.713	
25	1'33.830	6.403	25	1'32.944	6.730	72	1'32.686	0.179
23	1'33.007	7.353	23	1'32.902	7.542	37	1'32.582	0.667
33	1'33.067	8.118	33	1'33.146	8.551	63	1'32.783	1.009
43	1'33.617	8.496	43	1'33.196	8.979	21	1'32.895	1.304
5	1'33.305	8.726	5	1'33.230	9.243	12	1'32.569	1.569
20	1'33.067	9.108	20	1'33.115	9.510	49	1'32.542	2.748
42	1'32.897	10.458	42	1'33.148	10.893	25	1'32.941	7.292
41	1'34.587	14.292	41	1'35.074	16.653	23	1'32.902	7.542
35	1'34.330	16.807	35	1'36.190	20.284	33	1'33.146	8.551
Lap 11			Lap 11			Lap 11		
93	1'32.609		93	1'32.609		93	1'32.609	
72	1'32.693	0.263	72	1'32.693	0.263	72	1'32.693	0.263
37	1'32.492	0.550	37	1'32.492	0.550	37	1'32.492	0.550
63	1'32.499	0.899	63	1'32.499	0.899	63	1'32.499	0.899
21	1'32.587	1.282	21	1'32.587	1.282	21	1'32.587	1.282
12	1'32.660	1.620	12	1'32.660	1.620	12	1'32.660	1.620
49	1'32.356	2.495	49	1'32.356	2.495	49	1'32.356	2.495
25	1'33.085	7.768	25	1'33.085	7.768	25	1'33.085	7.768
23	1'33.019	7.952	23	1'33.019	7.952	23	1'33.019	7.952
33	1'33.022	8.964	33	1'33.022	8.964	33	1'33.022	8.964
43	1'33.123	9.493	43	1'33.123	9.493	43	1'33.123	9.493
5	1'33.167	9.801	5	1'33.167	9.801	5	1'33.167	9.801

 Lapped rider

These data/results cannot be reproduced, stored and/or transmitted in whole or in part by any manner of electronic, mechanical, photocopying, recording, broadcasting or otherwise now known or herein after developed without the previous express consent by the copyright owner, except for reproduction in daily press and regular printed publications on sale to the public within 60 days of the event related to those data/results and always provided that copyright symbol appears together as follows below.

© DORNA, 2025

Official MotoGP Timing by

www.motogp.com

Assen, Sunday, June 29, 2025

Num	Lap Time	Gap												
20	1'33.127	10.028	20	1'32.917	11.781	43	1'33.442	13.613	33	1'33.351	16.894	23	1'33.502	19.751
42	1'33.033	11.317	5	1'33.048	12.684	20	1'33.288	13.866	20	1'33.543	17.135	20	1'33.564	20.028
41	1'34.688	18.732	42	1'33.395	13.072	5	1'33.086	14.419	43	1'33.833	17.678	33	1'33.605	20.903
35	1'34.153	21.828	41	1'34.779	25.820	42	1'33.142	15.078	5	1'33.820	17.869	5	1'33.539	21.131
Lap 12			35	1'34.070	26.871	41	1'34.445	31.884	42	1'33.741	18.020	42	1'33.600	21.285
93	1'32.764		Lap 15			35	1'34.179	32.162	41	1'34.900	37.754	43	1'33.721	21.704
72	1'32.823	0.322	93	1'32.451		Lap 18			35	1'34.522	37.970	41	1'34.308	43.795
37	1'32.657	0.443	72	1'32.291	0.287	93	1'32.546		Lap 21			35	1'34.235	43.925
63	1'32.875	1.010	63	1'32.250	0.859	72	1'32.443	0.279	93	1'32.572		Lap 24		
21	1'32.868	1.386	37	1'32.281	0.994	63	1'32.461	0.810	72	1'32.534	0.217	93	1'32.582	
12	1'32.655	1.511	12	1'33.161	3.679	37	1'32.649	1.132	63	1'32.485	0.787	72	1'32.739	0.391
49	1'32.525	2.256	21	1'33.503	3.902	12	1'32.588	4.307	37	1'32.645	1.719	63	1'32.610	1.202
25	1'32.485	7.489	49	1'33.535	4.100	21	1'33.042	5.390	12	1'32.891	5.275	37	1'33.452	3.628
23	1'33.126	8.314	25	1'32.956	9.312	49	1'32.827	5.502	49	1'33.683	8.807	12	1'33.596	7.874
33	1'32.871	9.071	23	1'33.371	11.073	25	1'33.015	11.119	21	1'33.937	8.943	49	1'32.992	10.305
43	1'32.994	9.723	33	1'33.637	11.251	23	1'33.758	14.410	25	1'33.350	13.476	21	1'33.893	16.363
5	1'33.304	10.341	43	1'33.039	11.645	33	1'33.717	14.579	23	1'33.515	17.705	25	1'33.738	17.045
20	1'33.120	10.384	20	1'32.940	12.270	43	1'33.834	14.901	33	1'33.556	17.878	23	1'33.631	20.800
42	1'32.687	11.240	5	1'32.824	13.057	20	1'33.593	14.913	20	1'33.422	17.985	20	1'33.533	20.979
41	1'35.061	21.029	42	1'32.910	13.531	5	1'33.446	15.319	43	1'33.388	18.494	33	1'33.707	22.028
35	1'34.154	23.218	41	1'34.431	27.800	42	1'33.427	15.959	5	1'33.313	18.610	42	1'33.528	22.231
Lap 13			35	1'34.106	28.526	41	1'34.038	33.376	42	1'33.647	19.095	5	1'33.851	22.400
93	1'32.273		Lap 16			35	1'34.595	34.211	41	1'34.259	39.441	43	1'33.661	22.783
72	1'32.505	0.554	93	1'32.475		Lap 19			35	1'34.379	39.777	35	1'34.500	45.843
37	1'32.658	0.828	72	1'32.548	0.360	93	1'32.474		Lap 22			41	1'34.760	45.973
63	1'32.341	1.078	63	1'32.220	0.604	72	1'32.458	0.263	93	1'32.298		Lap 25		
21	1'32.751	1.864	37	1'32.422	0.941	63	1'32.486	0.822	72	1'32.391	0.310	93	1'32.478	
12	1'32.792	2.030	12	1'32.612	3.816	37	1'32.654	1.312	63	1'32.549	1.038	72	1'32.791	0.704
49	1'32.512	2.495	21	1'32.857	4.284	12	1'32.805	4.638	37	1'32.585	2.006	63	1'32.980	1.704
25	1'32.897	8.113	49	1'32.897	4.522	21	1'33.420	6.336	12	1'33.106	6.083	37	1'33.955	5.105
23	1'33.137	9.178	25	1'33.046	9.883	49	1'33.767	6.795	49	1'32.857	9.366	12	1'33.651	9.047
33	1'32.913	9.711	23	1'33.262	11.860	25	1'33.236	11.881	21	1'36.479	13.124	49	1'33.269	11.096
43	1'32.965	10.415	33	1'33.303	12.079	23	1'33.726	15.662	25	1'33.729	14.907	21	1'33.776	17.661
20	1'33.135	11.246	43	1'33.319	12.489	33	1'33.925	16.030	23	1'33.337	18.744	25	1'33.928	18.495
5	1'33.950	12.018	20	1'33.101	12.896	20	1'33.640	16.079	20	1'33.272	18.959	23	1'33.765	22.087
42	1'33.092	12.059	5	1'33.069	13.651	43	1'33.905	16.332	33	1'34.213	19.793	20	1'33.685	22.186
41	1'34.667	23.423	42	1'33.198	14.254	5	1'33.691	16.536	5	1'33.775	20.087	33	1'33.678	23.228
35	1'34.238	25.183	41	1'34.432	29.757	42	1'33.281	16.766	42	1'33.383	20.180	42	1'33.620	23.373
Lap 14			35	1'34.250	30.301	41	1'34.439	35.341	43	1'34.282	20.478	5	1'33.711	23.633
93	1'32.382		Lap 17			35	1'34.198	35.935	41	1'34.839	41.982	43	1'33.863	24.168
72	1'32.275	0.447	93	1'32.318		Lap 20			35	1'34.706	42.185	35	1'34.076	47.441
63	1'32.364	1.060	72	1'32.340	0.382	93	1'32.487		Lap 23			41	1'34.366	47.861
37	1'32.718	1.164	63	1'32.609	0.895	72	1'32.479	0.255	93	1'32.495		Lap 26		
21	1'33.368	2.850	37	1'32.406	1.029	63	1'32.539	0.874	72	1'32.419	0.234	93	1'32.815	
12	1'33.321	2.969	12	1'32.767	4.265	37	1'32.821	1.646	63	1'32.631	1.174	72	1'32.746	0.635
49	1'32.903	3.016	21	1'32.928	4.894	12	1'32.805	4.956	37	1'33.247	2.758	63	1'33.777	2.666
25	1'33.076	8.807	49	1'33.017	5.221	21	1'33.729	7.578	12	1'33.272	6.860	37	1'33.794	6.084
33	1'32.736	10.065	25	1'33.085	10.650	49	1'33.388	7.696	49	1'33.024	9.895	12	1'33.892	10.124
23	1'33.357	10.153	23	1'33.656	13.198	25	1'33.304	12.698	21	1'34.423	15.052	49	1'33.882	12.163
43	1'33.024	11.057	33	1'33.647	13.408	23	1'33.587	16.762	25	1'33.477	15.889	21	1'34.050	18.896

Lapped rider

These data/results cannot be reproduced, stored and/or transmitted in whole or in part by any manner of electronic, mechanical, photocopying, recording, broadcasting or otherwise now known or herein after developed without the previous express consent by the copyright owner, except for reproduction in daily press and regular printed publications on sale to the public within 60 days of the event related to those data/results and always provided that copyright symbol appears together as follows below.

© DORNA, 2025

Official MotoGP Timing by  TISSOT

www.motogp.com

Assen, Sunday, June 29, 2025

Page 2 of 3



<i>Num</i>	<i>Lap Time</i>	<i>Gap</i>
25	1'34.615	20.295
23	1'34.415	23.687
20	1'34.372	23.743
33	1'33.838	24.251
5	1'34.057	24.875
42	1'34.324	24.882
43	1'33.712	25.065
35	1'34.593	49.219
41	1'34.314	49.360

Lapped rider

These data/results cannot be reproduced, stored and/or transmitted in whole or in part by any manner of electronic, mechanical, photocopying, recording, broadcasting or otherwise now known or herein after developed without the previous express consent by the copyright owner, except for reproduction in daily press and regular printed publications on sale to the public within 60 days of the event related to those data/results and always provided that copyright symbol appears together as follows below.

© DORNA, 2025

Official MotoGP Timing by  **TISSOT**

www.motogp.com

Assen, Sunday, June 29, 2025

Page 3 of 3

2025 ROOKIE OF THE YEAR CLASSIFICATION

MOTUL GRAND PRIX OF THE NETHERLANDS



TT Circuit Assen

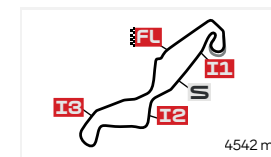
Rider	Points	Leader	Prev	THA	ARG	AME	QAT	SPA	FRA	GBR	ARA	ITA	NED	GER	CZE	AUT	HUN	CAT	RSM	JPN	INA	AUS	MAL	POR	VAL
1 ALDEGUER Fermin [SPA]	81			3 - 3	- - -	- - -	17 6 11	5 5 -	23 7 16	8 - 8	17 7 10	5 1 4	3 3												
2 OGURA Ai [JPN]	49	32	32	17 6 11	- - -	8 1 7	4 3 1	8 - 8	6 - 6	- - -	- - -	6 - 6	- -												
3 CHANTRA Somkiat [THA]	1	80	48	- - -	- - -	- - -	- - -	- - -	- - -	- - -	- - -	- - -	1 - 1												

These data/results cannot be reproduced, stored and/or transmitted in whole or in part by any manner of electronic, mechanical, photocopying, recording, broadcasting or otherwise now known or herein after developed without the previous express consent by the copyright owner, except for reproduction in daily press and regular printed publications on sale to the public within 60 days of the event related to those data/results and always provided that copyright symbol appears together as follows below.

© DORNA, 2025

2025 INDEPENDENT TEAM CLASSIFICATION

MOTUL GRAND PRIX OF THE NETHERLANDS



Rider	Points	Leader	Prev	THA	ARG	AME	QAT	SPA	FRA	GBR	ARA	ITA	NED	GER	CZE	AUT	HUN	CAT	RSM	JPN	INA	AUS	MAL	POR	VAL
1 MARQUEZ Alex [SPA]	239			29 9 20	29 9 20	29 9 20	19 9 10	34 9 25	9 9 -	23 12 11	29 9 20	29 9 20	9 9												
2 MORBIDELLI Franco [ITA]	139	100	100	18 5 13	19 3 16	18 5 13	23 7 16	6 6 -	1 - 1	13 - 13	17 6 11	13 3 10	11 2 9												
3 DI GIANNANTONIO Fabio [ITA]	136	103	3	6 - 6	16 5 11	22 6 16	4 4 -	15 4 11	11 3 8	14 7 7	11 4 7	21 5 16	16 6 10												
4 ZARCO Johann [FRA]	101	138	35	9 - 9	16 6 10	- - -	13 - 13	5 - 5	29 4 25	25 5 20	- - -	- - -	4 - 4												
5 ALDEGUER Fermin [SPA]	81	158	20	3 - 3	- - -	- - -	17 6 11	5 5 -	23 7 16	8 - 8	17 7 10	5 1 4	3 3												
6 VIÑALES Maverick [SPA]	69	170	12	- - -	4 - 4	2 - 2	2 - 2	16 3 13	16 5 11	5 - 5	3 3 -	6 6 -	15 4 11												
7 OGURA Ai [JPN]	49	190	20	17 6 11	- - -	8 1 7	4 3 1	8 - 8	6 - 6	- - -	- - -	6 - 6	- -												
8 FERNANDEZ Raul [SPA]	44	195	5	- - -	1 - 1	4 - 4	- - -	1 - 1	9 - 9	4 - 4	6 - 6	11 2 9	8 - 8												
9 BASTIANINI Enea [ITA]	42	197	2	7 - 7	- - -	9 - 9	5 - 5	7 - 7	3 - 3	- - -	4 - 4	- - -	7 - 7												
10 MILLER Jack [AUS]	33	206	9	5 - 5	3 - 3	11 - 11	- - -	- - -	- - -	10 1 9	2 - 2	- - -	2 - 2												
11 OLIVEIRA Miguel [POR]	6	233	27	2 - 2	- - -	- - -	- - -	- - -	- - -	- - -	1 - 1	3 - 3	- -												
12 FERNANDEZ Augusto [SPA]	3	236	3	- - -	- - -	3 - 3	- - -	- - -	- - -	- - -	- - -	- - -	- -												

These data/results cannot be reproduced, stored and/or transmitted in whole or in part by any manner of electronic, mechanical, photocopying, recording, broadcasting or otherwise now known or herein after developed without the previous express consent by the copyright owner, except for reproduction in daily press and regular printed publications on sale to the public within 60 days of the event related to those data/results and always provided that copyright symbol appears together as follows below.
 © DORNA, 2025

2025 INDEPENDENT TEAM CLASSIFICATION

MOTUL GRAND PRIX OF THE NETHERLANDS



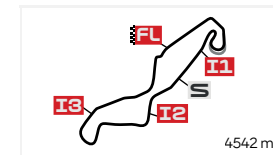
Rider	Points	Leader	Prev	THA	ARG	AME	QAT	SPA	FRA	GBR	ARA	ITA	NED	GER	CZE	AUT	HUN	CAT	RSM	JPN	INA	AUS	MAL	POR	VAL	
13 CHANTRA Somkiat [THA]	1	238	2	-	-	-	-	-	-	-	-	-	1													
				-	-	-	-	-	-	-	-	-	-													

Team	Points	Leader	Previous	THA	ARG	AME	QAT	SPA	FRA	GBR	ARA	ITA	NED	GER	CZE	AUT	HUN	CAT	RSM	JPN	INA	AUS	MAL	POR	VAL
1 BK8 GRESINI RACING MOTOGP	320			32	29	29	36	39	32	31	46	34	12												
2 PERTAMINA ENDURO VR46 RACING TEAM	275	45	45	24	35	40	27	21	12	27	28	34	27												
3 RED BULL KTM TECH3	111	209	164	7	4	11	7	23	19	5	7	6	22												
4 LCR HONDA	102	218	9	9	16	-	13	5	29	25	-	-	5												
5 TRACKHOUSE MOTOGP TEAM	93	227	9	17	1	12	4	9	15	4	6	17	8												
6 PRIMA PRAMAC YAMAHA MOTOGP	42	278	51	7	3	14	-	-	-	10	3	3	2												

These data/results cannot be reproduced, stored and/or transmitted in whole or in part by any manner of electronic, mechanical, photocopying, recording, broadcasting or otherwise now known or herein after developed without the previous express consent by the copyright owner, except for reproduction in daily press and regular printed publications on sale to the public within 60 days of the event related to those data/results and always provided that copyright symbol appears together as follows below.
 © DORNA, 2025

2025 RIDERS PERFORMANCE

MOTUL GRAND PRIX OF THE NETHERLANDS



TT Circuit Assen

(Qualifying Position / Sprint Starting Position - Sprint Position / Race Starting Position - Race Position)

#	Rider	Pts	THA	ARG	AME	QAT	SPA	FRA	GBR	ARA	ITA	NED	GER	CZE	AUT	HUN	CAT	RSM	JPN	INA	AUS	MAL	POR	VAL			
1	MARQUEZ Marc	307	1	1	1	1	2	2	4	1	1	4															
			1-1	1-1	1-1	1-1	2-1	2-1	4-2	1-1	1-1	4-1															
			1-1	1-1	1-NC	1-1	2-12	2-2	4-3	1-1	1-1	4-1															
2	MARQUEZ Alex	239	2	2	3	2	4	3	2	2	3	3															
			2-2	2-2	3-2	2-2	4-2	3-2	2-1	2-2	3-2	3-2															
			2-2	2-2	3-2	2-6	4-1	3-NC	2-5	2-2	3-2	3-NC															
3	BAGNAIA Francesco	181	3	4	6	11	3	6	3	4	2	2															
			3-3	4-3	6-3	11-8	3-3	6-NC	3-6	4-12	2-3	2-5															
			3-3	4-4	6-1	11-2	3-3	6-16	3-NC	4-3	2-4	2-3															
4	MORBIDELLI Franco	139	6	8	5	4	5	9	10	3	6	6															
			6-5	8-7	5-5	4-3	5-4	9-15	10-11	3-4	6-7	6-8															
			9-4	8-3	5-4	4-3	5-NC	9-15	13-4	3-5	6-6	6-7															
5	DI GIANNANTONIO Fabio	136	13	6	2	5	8	17	7	10	7	8															
			13-NC	6-5	2-4	5-6	8-6	17-7	7-3	10-6	7-5	8-4															
			13-10	6-5	2-3	5-16	8-5	17-8	7-9	10-9	7-3	8-6															
6	BEZZECCHI Marco	121	9	9	13	13	11	7	11	20	10	5															
			9-12	9-6	13-10	13-9	11-8	7-17	11-4	20-8	10-6	5-3															
			8-6	9-NL	13-6	13-9	11-14	7-14	10-1	20-8	10-5	5-2															
7	ZARCO Johann	101	12	3	15	7	10	11	9	12	14	12															
			12-10	3-4	15-16	7-NC	10-NC	11-6	9-5	12-16	14-NL	12-11															
			12-7	3-6	15-17	7-4	10-11	11-1	9-2	12-NC	14-NC	12-12															
8	ACOSTA Pedro	98	7	5	4	12	12	12	14	5	8	9															
			7-6	5-9	4-7	12-11	12-10	12-19	14-8	5-5	8-NL	9-9															
			6-19	5-8	4-NC	12-8	12-7	12-4	14-6	5-4	8-8	9-4															

NC=Not classified NL=Not finished first lap NP=Not started race re-start N2=Not finished first lap race re-start EX=Excluded NS=Not Started DS=Disqualified

These data/results cannot be reproduced, stored and/or transmitted in whole or in part by any manner of electronic, mechanical, photocopying, recording, broadcasting or otherwise now known or herein after developed without the previous express consent by the copyright owner, except for reproduction in daily press and regular printed publications on sale to the public within 60 days of the event related to those data/results and always provided that copyright symbol appears together as follows below.

© DORNA, 2025

#	Rider	Pts	THA	ARG	AME	QAT	SPA	FRA	GBR	ARA	ITA	NED	GER	CZE	AUT	HUN	CAT	RSM	JPN	INA	AUS	MAL	POR	VAL			
9	ALDEGUER Fermin	81	15	14	12	8	7	4	5	7	12	7															
			15-13	14-19	12-11	8-4	7-5	4-3	5-14	7-3	12-9	7-7															
			15-13	14-16	12-NC	8-5	7-NC	4-3	5-8	7-6	12-12	7-NC															
10	VIÑALES Maverick	69	18	20	10	6	6	5	18	8	5	10															
			18-14	20-18	10-NC	6-10	6-7	5-5	18-13	8-7	5-4	10-6															
			18-16	19-12	23-14	6-14	6-4	5-5	18-11	8-18	5-NC	10-5															
11	QUARTARARO Fabio	67	10	7	11	3	1	1	1	9	4	1															
			10-7	7-10	11-6	3-5	1-NC	1-4	1-7	9-11	4-10	1-NC															
			10-15	7-14	11-10	3-7	1-2	1-NC	1-NC	9-NC	4-14	1-10															
12	OGURA Ai	49	5	15	18	10	15	19	-	-	21	20															
			5-4	15-15	18-9	10-7	15-12	19-14	-	-	21-12	20-16															
			5-5	15-DS	18-9	10-15	15-8	19-10	-	-	21-10	19-NL															
13	BINDER Brad	47	14	11	16	18	13	13	19	6	15	16															
			14-8	11-NL	16-12	18-14	13-11	13-NC	19-NC	6-9	15-NL	16-10															
			14-8	11-7	16-NC	18-13	13-6	13-NC	19-14	6-NC	15-9	16-11															
14	FERNANDEZ Raul	44	8	18	19	17	17	10	16	13	11	11															
			8-11	18-16	19-17	17-17	17-16	10-10	16-19	13-10	11-8	11-NC															
			7-NC	17-15	19-12	17-17	17-15	10-7	16-12	13-10	11-7	11-8															
15	BASTIANINI Enea	42	20	21	17	20	18	18	17	17	16	17															
			20-18	21-14	17-13	20-13	18-14	18-13	17-15	17-17	16-11	17-13															
			20-9	20-17	17-7	20-11	18-9	18-13	17-17	17-12	16-NL	20-9															
16	MARINI Luca	38	16	16	7	15	16	16	8	-	-	-															
			16-15	16-13	7-8	15-15	16-13	16-12	8-10	-	-	-															
			16-12	16-10	7-8	15-10	16-10	16-11	8-15	-	-	-															
17	RINS Alex	35	19	12	14	9	23	14	12	15	9	19															
			19-17	12-12	14-15	9-12	23-15	14-8	12-20	15-14	9-18	19-15															
			19-17	12-11	14-11	9-12	23-13	14-12	11-13	15-11	9-15	18-13															
18	MILLER Jack	33	4	13	9	16	14	8	6	14	13	14															
			4-NC	13-11	9-14	16-19	14-NC	8-11	6-9	14-13	13-16	14-14															
			4-11	13-13	9-5	16-NC	14-NC	8-NC	6-7	14-14	13-NC	14-14															

NC=Not classified NL=Not finished first lap NP=Not started race re-start N2=Not finished first lap race re-start EX=Excluded NS=Not Started DS=Disqualified

These data/results cannot be reproduced, stored and/or transmitted in whole or in part by any manner of electronic, mechanical, photocopying, recording, broadcasting or otherwise now known or herein after developed without the previous express consent by the copyright owner, except for reproduction in daily press and regular printed publications on sale to the public within 60 days of the event related to those data/results and always provided that copyright symbol appears together as follows below.

© DORNA, 2025

Official MotoGP Timing by  TISSOT

www.motogp.com

Assen, Sunday, June 29, 2025

#	Rider	Pts	THA	ARG	AME	QAT	SPA	FRA	GBR	ARA	ITA	NED	GER	CZE	AUT	HUN	CAT	RSM	JPN	INA	AUS	MAL	POR	VAL			
19	MIR Joan	32	11	10	8	21	9	15	13	11	18	13															
			11-9	10-8	8-NC	-	9-9	15-9	13-12	11-NC	18-14	13-NL															
			11-NC	10-9	8-NC	21-NC	9-NC	15-NL	12-10	11-7	18-11	13-NC															
20	NAKAGAMI Takaaki	10	-	-	-	-	-	22	-	-	19	-															
			-	-	-	-	-	22-16	-	-	19-15	-															
			-	-	-	-	-	22-6	-	-	19-16	-															
21	SAVADORI Lorenzo	8	22	22	22	-	22	21	20	19	20	15															
			22-20	22-NC	22-20	-	22-19	21-18	20-18	19-18	20-17	15-17															
			21-20	-	22-15	-	22-18	21-9	20-18	19-17	20-17	15-NC															
22	FERNANDEZ Augusto	6	-	-	20	19	20	-	-	18	-	-															
			-	-	20-18	19-18	20-17	-	-	18-NC	-	-															
			-	-	20-13	19-NC	20-16	-	-	18-13	-	-															
23	OLIVEIRA Miguel	6	17	17	-	-	-	20	15	16	17	18															
			17-16	17-NC	-	-	-	20-20	15-16	16-15	17-13	18-12															
			17-14	-	-	-	-	20-NC	15-16	16-15	17-13	17-NC															
24	CHANTRA Somkiat	1	21	19	21	22	21	-	22	21	22	22															
			21-19	19-17	21-19	21-20	21-20	-	22-21	21-19	22-19	22-19															
			22-18	18-18	21-16	22-18	21-NC	-	22-19	21-16	22-18	22-15															
25	ESPARGARO Aleix	0	-	-	-	-	19	-	21	-	-	21															
			-	-	-	-	19-18	-	21-17	-	-	21-18															
			-	-	-	-	19-17	-	21-NC	-	-	21-16															
26	MARTIN Jorge	0	-	-	-	14	-	-	-	-	-	-															
			-	-	-	14-16	-	-	-	-	-	-															
			-	-	-	14-NC	-	-	-	-	-	-															

NC=Not classified NL=Not finished first lap NP=Not started race re-start N2=Not finished first lap race re-start EX=Excluded NS=Not Started DS=Disqualified

These data/results cannot be reproduced, stored and/or transmitted in whole or in part by any manner of electronic, mechanical, photocopying, recording, broadcasting or otherwise now known or herein after developed without the previous express consent by the copyright owner, except for reproduction in daily press and regular printed publications on sale to the public within 60 days of the event related to those data/results and always provided that copyright symbol appears together as follows below.

© DORNA, 2025

Official MotoGP Timing by  TISSOT

www.motogp.com

Assen, Sunday, June 29, 2025



TT Circuit Assen

OFFICIAL STARTING GRID

MOTUL GRAND PRIX OF THE NETHERLANDS

RACE : 26 LAPS = 118.092 KM

1	1 1'30.651 20 Fabio QUARTARARO Yamaha	2	2 1'30.679 63 Francesco BAGNAIA Ducati	3	3 1'30.811 73 Alex MARQUEZ Ducati
2	4 1'30.871 93 Marc MARQUEZ Ducati	5	5 1'31.060 72 Marco BEZZECCHI Aprilia	6	6 1'31.170 21 Franco MORBIDELLI Ducati
3	7 1'31.286 54 Fermin ALDEGUER Ducati	8	8 1'31.329 49 Fabio DI GIANNANTONIO Ducati	9	9 1'31.354 37 Pedro ACOSTA KTM
4	10 1'31.465 12 Maverick VIÑALES KTM	11	11 1'31.518 25 Raul FERNANDEZ Aprilia	12	12 1'31.647 5 Johann ZARCO Honda
5	13 1'31.561 36 Joan MIR Honda	14	14 1'31.704 43 Jack MILLER Yamaha	15	15 1'31.892 32 Lorenzo SAVADORI Aprilia
6	16 1'31.929 33 Brad BINDER KTM	17	17 1'31.972 88 Miguel OLIVEIRA Yamaha	18	18 1'32.033 42 Alex RINS Yamaha
7	19 1'32.080 79 Ai OGURA Aprilia	20	20 1'31.953 23 Enea BASTIANINI KTM	21	21 1'32.547 41 Aleix ESPARGARO Honda

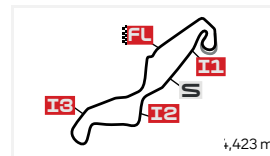
FIM MotoGP Stewards grid penalty for rider #23

The results are provisional until the end of the limit for protest and appeals.
 Time limit for protest expires 60' after publication of the results - **Roland BRONTSEMA** Time: **10:14**
 These data/results cannot be reproduced, stored and/or transmitted in whole or in part by any manner of electronic, mechanical, photocopying, recording, broadcasting or otherwise now known or herein after developed without the previous express consent by the copyright owner, except for reproduction in daily press and regular printed publications on sale to the public within 60 days of the event related to those data/results and always provided that copyright symbol appears together as follows below.

OFFICIAL STARTING GRID

MOTUL GRAND PRIX OF THE NETHERLANDS

RACE : 26 LAPS = 118.092 KM



TT Circuit Assen

8

22

1'33.408

35 Somkiat CHANTRA

Honda

FIM MotoGP Stewards grid penalty for rider #23

The results are provisional until the end of the limit for protest and appeals.

Time limit for protest expires 60' after publication of the results - Roland BRONTSEMA Time: 10:14

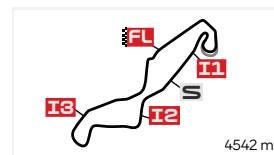
These data/results cannot be reproduced, stored and/or transmitted in whole or in part by any manner of electronic, mechanical, photocopying, recording, broadcasting or otherwise now known or herein after developed without the previous express consent by the copyright owner, except for reproduction in daily press and regular printed publications on sale to the public within 60 days of the event related to those data/results and always provided that copyright symbol appears together as follows below.

© DORNA, 2025

Official MotoGP Timing by TISSOT

www.motogp.com

Assen, Sunday, June 29, 2025



TT Circuit Assen

TOP SPEED & AVERAGE

MOTUL GRAND PRIX OF THE NETHERLANDS RACE

#	Rider	Nation	Motorcycle	Top 5 speeds					Average	Top
63	Francesco BAGNAIA	ITA	DUCATI	314.6	313.8	313.0	313.0	313.0	313.4	314.6
12	Maverick VIÑALES	SPA	KTM	313.8	312.2	312.2	311.4	311.4	312.2	313.8
33	Brad BINDER	RSA	KTM	313.8	312.2	312.2	311.4	311.4	312.0	313.8
54	Fermin ALDEGUER	SPA	DUCATI	313.8	310.6	310.6	309.8	309.0	310.8	313.8
72	Marco BEZZECCHI	ITA	APRILIA	313.8	313.8	313.0	312.2	312.2	312.8	313.8
21	Franco MORBIDELLI	ITA	DUCATI	312.2	310.6	310.6	310.6	309.8	310.6	312.2
36	Joan MIR	SPA	HONDA	312.2	310.6	309.8	307.5	307.5	309.5	312.2
49	Fabio DI GIANNANTONIO	ITA	DUCATI	312.2	312.2	311.4	311.4	310.6	311.3	312.2
73	Alex MARQUEZ	SPA	DUCATI	312.2	311.4	310.6	309.0	307.5	310.1	312.2
5	Johann ZARCO	FRA	HONDA	311.4	311.4	311.4	310.6	310.6	311.1	311.4
23	Enea BASTIANINI	ITA	KTM	311.4	310.6	309.8	309.8	308.3	309.7	311.4
42	Alex RINS	SPA	YAMAHA	311.4	309.8	309.8	309.0	309.0	309.7	311.4
93	Marc MARQUEZ	SPA	DUCATI	311.4	310.6	310.6	310.6	309.8	310.2	311.4
37	Pedro ACOSTA	SPA	KTM	310.6	309.0	309.0	308.3	308.3	308.9	310.6
20	Fabio QUARTARARO	FRA	YAMAHA	309.8	309.8	308.3	308.3	308.3	308.7	309.8
25	Raul FERNANDEZ	SPA	APRILIA	309.8	309.0	309.0	309.0	308.3	308.9	309.8
43	Jack MILLER	AUS	YAMAHA	309.8	309.8	308.3	308.3	307.5	308.2	309.8
32	Lorenzo SAVADORI	ITA	APRILIA	309.0	308.3	308.3			308.5	309.0
41	Aleix ESPARGARO	SPA	HONDA	309.0	307.5	307.5	307.5	306.7	307.6	309.0
35	Somkiat CHANTRA	THA	HONDA	308.3	304.4	303.7	302.9	302.9	304.0	308.3
88	Miguel OLIVEIRA	POR	YAMAHA	302.2	301.4	301.4	300.7	299.2	301.0	302.2

These data/results cannot be reproduced, stored and/or transmitted in whole or in part by any manner of electronic, mechanical, photocopying, recording, broadcasting or otherwise now known or herein after developed without the previous express consent by the copyright owner, except for reproduction in daily press and regular printed publications on sale to the public within 60 days of the event related to those data/results and always provided that copyright symbol appears together as follows below.

© DORNA, 2025

Official MotoGP Timing by www.motogp.com

Assen, Sunday, June 29, 2025



4542 m.

TT Circuit Assen

FASTEST LAPS SEQUENCE

MOTUL GRAND PRIX OF THE NETHERLANDS RACE

Lap	Race Time	# Rider	Nation	Motorcycle	Time	Km/h	Riders's Lap
2	3'11.618	63 Francesco BAGNAIA	ITA	DUCATI	1'33.288	175.2	2
2	3'11.737	93 Marc MARQUEZ	SPA	DUCATI	1'33.036	175.7	2
3	4'44.322	63 Francesco BAGNAIA	ITA	DUCATI	1'32.704	176.3	3
4	6'16.935	63 Francesco BAGNAIA	ITA	DUCATI	1'32.613	176.5	4
4	6'17.116	93 Marc MARQUEZ	SPA	DUCATI	1'32.559	176.6	4
4	6'17.331	72 Marco BEZZECCHI	ITA	APRILIA	1'32.524	176.7	4
5	7'50.165	37 Pedro ACOSTA	SPA	KTM	1'32.505	176.7	5
5	7'50.360	73 Alex MARQUEZ	SPA	DUCATI	1'32.443	176.8	5
9	14'04.259	49 Fabio DI GIANNANTONIO	ITA	DUCATI	1'32.424	176.9	9
11	17'09.157	49 Fabio DI GIANNANTONIO	ITA	DUCATI	1'32.356	177.0	11
13	20'12.777	63 Francesco BAGNAIA	ITA	DUCATI	1'32.341	177.0	13
14	21'44.528	72 Marco BEZZECCHI	ITA	APRILIA	1'32.275	177.2	14
15	23'17.391	63 Francesco BAGNAIA	ITA	DUCATI	1'32.250	177.2	15
16	24'49.611	63 Francesco BAGNAIA	ITA	DUCATI	1'32.220	177.3	16

These data/results cannot be reproduced, stored and/or transmitted in whole or in part by any manner of electronic, mechanical, photocopying, recording, broadcasting or otherwise now known or herein after developed without the previous express consent by the copyright owner, except for reproduction in daily press and regular printed publications on sale to the public within 60 days of the event related to those data/results and always provided that copyright symbol appears together as follows below.

© DORNA, 2025

Official MotoGP Timing by

www.motogp.com

Assen, Sunday, June 29, 2025