

Circuito de Jerez - Ángel Nieto 4423 m.

CLASSIFICATION

ESTRELLA GALICIA O,O GRAND PRIX OF SPAIN

FREE PRACTICE NR. 1

#	Rider	Nation	Team	Motorcycle	Time	Lap Total	Gap	T. Speed
1	7 Barry BALTUS	BEL	REDS Fantic Racing	KALEX	1'39.525	13 20		251.7
2	13 Celestino VIETTI	ITA	Beta Tools SpeedRS Team	BOSCOSCURO	1'39.555	17 19	0.030 0.030	251.1
3	81 Senna AGIUS	AUS	LIQUI MOLY Dynavolt Intact GP	KALEX	1'39.611	12 18	0.086 0.056	252.3
4	96 Daniel HOLGADO	SPA	CFMOTO Gaviota Aspar Team	KALEX	1'39.618	18 19	0.093 0.007	250.5
5	95 Collin VEIJER	NED	Red Bull KTM Ajo	KALEX	1'39.643	17 18	0.118 0.025	250.5
6	21 Alonso LOPEZ	SPA	ITALJET Gresini Moto2	KALEX	1'39.655	13 14	0.130 0.012	247.7
7	4 Ivan ORTOLA	SPA	QJMOTOR - GALFER - MSI	KALEX	1'39.657	15 19	0.132 0.002	253.5
8	18 Manuel GONZALEZ	SPA	LIQUI MOLY Dynavolt Intact GP	KALEX	1'39.724	17 21	0.199 0.067	251.7
9	17 Daniel MUÑOZ	SPA	Italtrans Racing Team	KALEX	1'39.910	13 18	0.385 0.186	250.5
10	80 David ALONSO	COL	CFMOTO Gaviota Aspar Team	KALEX	1'39.917	10 10	0.392 0.007	250.0
11	53 Deniz ÖNCÜ	TUR	ELF Marc VDS Racing Team	BOSCOSCURO	1'39.941	13 13	0.416 0.024	251.1
12	3 Sergio GARCIA	SPA	ITALJET Gresini Moto2	KALEX	1'40.077	17 19	0.552 0.136	251.7
13	14 Tony ARBOLINO	ITA	REDS Fantic Racing	KALEX	1'40.091	12 18	0.566 0.014	254.7
14	44 Aron CANET	SPA	ELF Marc VDS Racing Team	BOSCOSCURO	1'40.132	13 17	0.607 0.041	250.5
15	11 Alex ESCRIG	SPA	KLINT Racing Team	FORWARD	1'40.200	13 13	0.675 0.068	248.2
16	64 Mario AJI	INA	Idemitsu Honda Team Asia	KALEX	1'40.235	13 20	0.710 0.035	251.1
17	99 Adrian HUERTAS	SPA	Italtrans Racing Team	KALEX	1'40.263	13 18	0.738 0.028	249.4
18	71 Ayumu SASAKI	JPN	Momoven Idrofoglia RW Racing Team	KALEX	1'40.270	12 18	0.745 0.007	252.3
19	28 Izan GUEVARA	SPA	BLU CRU Pramac Yamaha Moto2	BOSCOSCURO	1'40.284	11 17	0.759 0.014	252.3
20	16 Joe ROBERTS	USA	OnlyFans American Racing Team	KALEX	1'40.307	13 18	0.782 0.023	251.1
21	84 Zonta VD GOORBERGH	NED	Momoven Idrofoglia RW Racing Team	KALEX	1'40.384	15 18	0.859 0.077	252.3
22	12 Filip SALAC	CZE	OnlyFans American Racing Team	KALEX	1'40.519	15 18	0.994 0.135	250.5
23	24 Marcos RAMIREZ	SPA	QJMOTOR - GALFER - MSI	KALEX	1'40.532	16 19	1.007 0.013	248.8
24	32 Luca LUNETTA	ITA	Beta Tools SpeedRS Team	BOSCOSCURO	1'40.831	17 18	1.306 0.299	250.0
25	54 Alberto FERRANDEZ	SPA	BLU CRU Pramac Yamaha Moto2	BOSCOSCURO	1'41.038	16 18	1.513 0.207	250.5
26	9 Jorge NAVARRO	SPA	KLINT Racing Team	FORWARD	1'41.052	11 18	1.527 0.014	251.1
27	72 Taiyo FURUSATO	JPN	Idemitsu Honda Team Asia	KALEX	1'41.264	16 19	1.739 0.212	249.4
28	98 Jose Antonio RUEDA	SPA	Red Bull KTM Ajo	KALEX	1'41.905	15 19	2.380 0.641	251.7

Practice condition: Dry

Air: 17°

Humidity: 75%

Ground: 19°

Fastest Lap:	Lap: 13	Barry BALTUS	1'39.525	159.9 Km/h
Best Race Lap:	2025	Manuel GONZALEZ	1'40.351	158.6 Km/h
All-Time Lap Record:	2026	Barry BALTUS	1'39.525	159.9 Km/h

The results are provisional until the end of the limit for protest and appeals.

Time limit for protest expires 60' after publication of the results - Time:

Miguel A. RODRIGUEZ
10:44

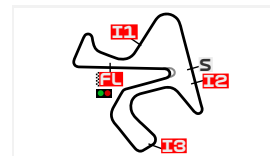
These data/results cannot be reproduced, stored and/or transmitted in whole or in part by any manner of electronic, mechanical, photocopying, recording, broadcasting or otherwise now known or herein after developed without the previous express consent by the copyright owner, except for reproduction in daily press and regular printed publications on sale to the public within 60 days of the event related to those data/results and always provided that copyright symbol appears together as follows below.

© MotoGP Sports Entertainment Group, 2026

Official MotoGP Timing by

www.motogp.com

Jerez de la Frontera, Friday, April 24, 2026



Circuito de Jerez - Ángel Nieto 4423 m.

TOP SPEED & AVERAGE

ESTRELLA GALICIA 0,0 GRAND PRIX OF SPAIN FREE PRACTICE NR. 1

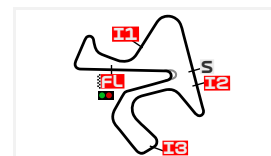
#	Rider	Nation	Motorcycle	Top 5 speeds					Average	Top
14	Tony ARBOLINO	ITA	KALEX	254.7	251.7	251.1	249.4	249.4	251.3	254.7
4	Ivan ORTOLA	SPA	KALEX	253.5	252.3	250.0	249.4	248.8	250.5	253.5
28	Izan GUEVARA	SPA	BOSCOSCURO	252.3	251.1	251.1	250.5	250.5	251.0	252.3
71	Ayumu SASAKI	JPN	KALEX	252.3	250.5	250.5	249.4	249.4	250.4	252.3
81	Senna AGIUS	AUS	KALEX	252.3	250.0	248.8	247.7	247.7	249.0	252.3
84	Zonta VD GOORBERGH	NED	KALEX	252.3	249.4	249.4	248.8	248.8	249.7	252.3
3	Sergio GARCIA	SPA	KALEX	251.7	250.0	249.4	249.4	248.8	249.6	251.7
7	Barry BALTUS	BEL	KALEX	251.7	250.0	250.0	248.8	248.8	249.9	251.7
18	Manuel GONZALEZ	SPA	KALEX	251.7	251.1	250.0	249.4	249.4	250.3	251.7
98	Jose Antonio RUEDA	SPA	KALEX	251.7	250.5	249.4	249.4	249.4	249.9	251.7
9	Jorge NAVARRO	SPA	FORWARD	251.1	249.4	248.8	248.2	247.7	248.8	251.1
13	Celestino VIETTI	ITA	BOSCOSCURO	251.1	250.0	249.4	249.4	249.4	249.8	251.1
16	Joe ROBERTS	USA	KALEX	251.1	250.0	249.4	249.4	248.8	249.5	251.1
53	Deniz ÖNCÜ	TUR	BOSCOSCURO	251.1	251.1	250.5	250.0	250.0	250.5	251.1
64	Mario AJI	INA	KALEX	251.1	250.0	249.4	249.4	249.4	249.9	251.1
12	Filip SALAC	CZE	KALEX	250.5	248.8	248.2	248.2	247.7	248.7	250.5
17	Daniel MUÑOZ	SPA	KALEX	250.5	248.8	248.2	248.2	248.2	248.8	250.5
44	Aron CANET	SPA	BOSCOSCURO	250.5	250.0	248.8	248.8	248.2	248.7	250.5
54	Alberto FERRANDEZ	SPA	BOSCOSCURO	250.5	250.0	249.4	249.4	249.4	249.7	250.5
95	Collin VEIJER	NED	KALEX	250.5	250.5	250.0	250.0	250.0	250.2	250.5
96	Daniel HOLGADO	SPA	KALEX	250.5	250.5	250.5	250.5	250.0	250.4	250.5
32	Luca LUNETTA	ITA	BOSCOSCURO	250.0	249.4	248.8	248.8	248.8	249.1	250.0
80	David ALONSO	COL	KALEX	250.0	249.4	248.8	248.8	248.2	248.8	250.0
72	Taiyo FURUSATO	JPN	KALEX	249.4	249.4	248.8	248.8	248.8	249.0	249.4
99	Adrian HUERTAS	SPA	KALEX	249.4	248.8	248.2	248.2	248.2	248.5	249.4
24	Marcos RAMIREZ	SPA	KALEX	248.8	248.2	248.2	247.7	247.7	248.1	248.8
11	Alex ESCRIG	SPA	FORWARD	248.2	247.1	247.1	246.5	246.5	247.1	248.2
21	Alonso LOPEZ	SPA	KALEX	247.7	247.1	247.1	247.1	247.1	247.2	247.7

These data/results cannot be reproduced, stored and/or transmitted in whole or in part by any manner of electronic, mechanical, photocopying, recording, broadcasting or otherwise now known or herein after developed without the previous express consent by the copyright owner, except for reproduction in daily press and regular printed publications on sale to the public within 60 days of the event related to those data/results and always provided that copyright symbol appears together as follows below.

© MotoGP Sports Entertainment Group, 2026

Official MotoGP Timing by www.motogp.com

Jerez de la Frontera, Friday, April 24, 2026



Circuito de Jerez - Ángel Nieto 4423 m.

CHRONOLOGICAL ANALYSIS OF PERFORMANCES

ESTRELLA GALICIA O,O GRAND PRIX OF SPAIN

FREE PRACTICE NR. 1

* Lap / Sector time cancelled
P Crossing the finish line in pit lane

T1 Time from finish line to 1st intermediate
T2 Time from 1st intermed. to 2nd intermed.

T3 Time from 2nd intermed. to 3rd intermed.
T4 Time from 3rd intermediate to finish line

Lap	Lap Time	T1	T2	T3	T4	Speed	Lap	Lap Time	T1	T2	T3	T4	Speed	
1st	7	Barry BALTUS					REDS Fantic Racing	BEL						
		Runs=2	Total laps=20	Full laps=17	Valid laps=17									
1	2'34.799	29.937	14.553	31.082	29.892	236.8	19	1'40.417 *	26.625	13.978	29.743	30.071 *	248.8	
2	1'40.618	26.596	14.017	30.400	29.605	248.8								
3	1'39.885	26.529	13.962	29.960	29.434	251.7								
4	1'40.325	26.590	13.909	30.130	29.696	250.0								
5	1'40.009	26.560	13.938	29.907	29.604	250.0								
6	1'40.177	26.654	13.966	29.957	29.600	247.7								
7	1'40.557	26.631	14.143	30.073	29.710	244.8								
8	1'40.734	26.789	14.120	30.113	29.712	244.8								
9	1'40.463	26.669	14.080	30.025	29.689	246.0								
10	1'40.314	26.588	14.054	29.943	29.729	245.4								
11	1'39.522 P	28.053	14.273	31.223	25.973	240.0								
12	1'43.273	29.714	14.106	29.883	29.570	245.4								
13	1'39.525	26.537	13.826	29.671	29.491	248.2								
14	1'39.656	26.444	13.945	29.758	29.509	247.1								
15	1'40.269	26.468	13.964	30.186	29.651	247.1								
16	1'39.846	26.536	14.028	29.728	29.554	245.4								
17	1'41.925	28.257	14.042	29.939	29.687	247.1								
18	1'40.087	26.582	13.957	29.897	29.651	248.8								
19	1'39.879	26.534	13.993	29.793	29.559	248.2								
20	1'40.190	26.560	14.042	29.892	29.696	248.2								
3rd	81	Senna AGIUS					LIQUI MOLY Dynavolt	AUS						
		Runs=2	Total laps=18	Full laps=15	Valid laps=15									
1	2'38.029	29.688	14.475	31.006	30.280	241.0								
2	1'40.904	27.180	14.026	30.015	29.683	247.7								
3	1'40.288	26.641	13.867	30.077	29.703	248.8								
4	1'39.954	26.651	13.958	29.774	29.571	246.0								
5	1'41.437	27.401	13.994	30.102	29.940	247.1								
6	1'40.469	26.666	13.874	30.279	29.650	250.0								
7	1'40.497	26.893	14.018	29.907	29.679	252.3								
8	1'40.120	26.679	14.035	29.851	29.555	246.5								
9	1'40.099	26.697	13.935	29.790	29.677	247.1								
10	1'39.327 P	26.703	14.318	32.889	25.417	244.3								
11	1'43.138	29.301	14.030	30.078	29.729	243.7								
12	1'39.611	26.468	13.884	29.665	29.594	246.0								
13	1'39.944	26.633	13.926	29.695	29.690	246.0								
14	1'39.975	26.616	13.967	29.717	29.675	246.0								
15	1'39.858	26.626	13.966	29.649	29.617	246.5								
16	1'40.017	26.673	13.986	29.756	29.602	246.5								
17	1'40.142	26.615	14.014	29.951	29.562	247.7								
18	1'40.495	26.603	14.004	29.779	30.109	247.7								
4th	96	Daniel HOLGADO					CFMOTO Gaviota Aspar	SPA						
		Runs=2	Total laps=19	Full laps=16	Valid laps=14									
1	2'49.424	30.471	14.314	31.216	30.470	245.4								
2	1'41.633	27.086	14.024	30.457	30.066	246.0								
3	1'40.710	26.844	13.979	30.081	29.806	248.2								
4	1'40.902	26.795	13.935	30.328	29.844	248.2								
5	1'40.535	26.713	13.920	30.102	29.800	248.8								
6	1'43.783	26.772	13.960	32.629	30.422	250.5								
7	1'41.057	26.921	13.983	30.286	29.867	246.5								
8	1'40.529	26.729	13.940	30.072	29.788	248.2								
9	1'40.858	26.763	13.923	30.214	29.958	249.4								
10	1'44.165	26.881	13.877	32.446	30.961	250.5								
11	1'42.439	26.829	14.019	31.657	29.934	247.7								
12	1'40.904 *	26.824	14.014	30.154	29.912 *	248.8								
13	1'39.149 P	27.013	14.435	31.184	26.517	241.6								
14	1'46.393 *	31.371	14.031	30.929 *	30.062	248.2								
15	1'39.739	26.673	13.770	29.821	29.475	250.0								
16	1'42.358	27.604	14.122	30.763	29.869	248.2								
17	1'39.663	26.535	13.854	29.865	29.409	250.5								
18	1'39.618	26.556	13.807	29.814	29.441	250.5								

Fastest Lap: Barry BALTUS BEL REDS Fantic Racing **1'39.525** 26.537 13.826 29.671 29.491

These data/results cannot be reproduced, stored and/or transmitted in whole or in part by any manner of electronic, mechanical, photocopying, recording, broadcasting or otherwise now known or herein after developed without the previous express consent by the copyright owner, except for reproduction in daily press and regular printed publications on sale to the public within 60 days of the event related to those data/results and always provided that copyright symbol appears together as follows below.

© MotoGP Sports Entertainment Group, 2026

Official MotoGP Timing by TISSOT

www.motogp.com

Jerez de la Frontera, Friday, April 24, 2026

Free Practice Nr. 1

Moto2™

Lap	Lap Time	T1	T2	T3	T4	Speed	Lap	Lap Time	T1	T2	T3	T4	Speed
19	1'45.342 *	26.643	13.924	33.413	31.362 *	249.4	14	1'45.724 *	31.578	14.066	30.339 *	29.741	249.4
5th 95 Collin VEIJER Red Bull KTM Ajo NED Runs=2 Total laps=18 Full laps=15 Valid laps=14							8th 18 Manuel GONZALEZ LIQUI MOLY Dynavolt SPA Runs=2 Total laps=21 Full laps=18 Valid laps=16						
1	3'12.547	32.986	14.913	32.117	31.043	244.3	1	3'03.604	34.109	15.280	33.013	32.081	236.8
2	1'45.487	30.294	14.259	30.796	30.138	248.2	2	1'41.523	27.152	14.112	30.325	29.934	247.1
3	1'41.813	27.158	14.126	30.578	29.951	247.7	3	1'40.880	26.865	14.015	30.132	29.868	247.1
4	1'41.259	26.925	14.123	30.300	29.911	247.7	4	1'40.661	26.827	13.978	30.015	29.841	248.2
5	1'41.187	27.003	14.089	30.190	29.905	248.8	5	1'40.712	26.867	13.985	30.068	29.792	248.2
6	1'41.198	26.910	14.119	30.168	30.001	248.2	6	1'44.223	26.839	13.982	32.392	31.010	247.7
7	1'41.010	26.829	14.102	30.161	29.918	248.2	7	1'40.841	26.834	14.038	30.100	29.869	247.7
8	1'40.763	26.854	13.995	30.048	29.866	250.5	8	1'41.249	26.778	14.119	30.377	29.975	248.2
9	1'44.435	29.401	14.257	30.696	30.081	246.0	9	1'40.901	26.878	14.023	30.110	29.890	248.2
10	1'40.697	26.811	14.039	30.083	29.764	250.0	10	1'40.696	26.808	13.995	30.097	29.796	248.2
11	1'41.149 *	26.805	14.072	30.143	30.129 *	250.0	11	1'40.493	26.763	13.986	29.991	29.753	248.8
12	1'40.698	26.824	14.034	30.000	29.840	250.0	12	1'43.683 P	30.387	14.658	31.554	27.084	242.6
13	1'37.329 P	26.836	14.062	30.118	26.313	248.2	13	1'51.896	33.154	15.802	32.187	30.753	214.7
14	1'51.134	32.516	15.886	30.979	31.753	200.3	14	1'40.835	26.613	13.816	30.339	30.067	250.0
15	1'40.130	26.648	13.989	29.712	29.781	248.2	15	1'39.770	26.459	13.829	29.864	29.618	251.7
16	1'39.823	26.515	13.918	29.786	29.604	250.0	16	1'40.180 *	26.480	13.839	29.808 *	30.053	248.8
17	1'39.643	26.459	13.993	29.698	29.493	249.4	17	1'39.724	26.464	13.862	29.778	29.620	248.8
18	1'40.157	26.572	13.977	29.927	29.681	250.5	18	1'39.895	26.623	13.896	29.859	29.517	251.1
6th 21 Alonso LOPEZ ITALJET Gresini Moto2 SPA Runs=3 Total laps=14 Full laps=9 Valid laps=9							9th 17 Daniel MUÑOZ Italtrans Racing Team SPA Runs=2 Total laps=18 Full laps=15 Valid laps=14						
1	2'02.073	31.371	14.637	30.984	30.911	241.6	1	2'04.981	30.295	14.591	31.258	30.316	240.5
2	1'41.846	27.369	14.120	30.309	30.048	245.4	2	1'41.647	27.138	14.060	30.347	30.102	247.1
3	1'45.004	27.318	14.089	33.118	30.479	245.4	3	1'40.998	26.929	14.043	30.310	29.716	246.0
4	1'40.850	26.911	13.947	30.085	29.907	247.1	4	1'40.628	26.824	14.044	30.015	29.745	244.8
5	1'43.306	27.083	14.043	31.194	30.986	247.1	5	1'40.253	26.685	14.066	29.761	29.741	246.5
6	1'42.999 P	26.852	13.997	33.867	28.283	247.1	6	1'40.517	26.734	14.023	30.037	29.723	245.4
7	1'48.437	33.521	14.365	30.508	30.043	243.2	7	1'40.312	26.633	14.018	29.977	29.684	246.5
8	1'40.593	26.706	14.008	30.058	29.821	246.0	8	1'40.633	26.804	14.062	30.025	29.742	245.4
9	1'40.664	26.719	13.991	30.062	29.892	246.5	9	1'36.781 P	26.796	14.109	30.011	25.865	244.3
10	1'45.512	26.838	13.984	33.913	30.777	246.5	10	1'49.735	31.268	14.169	32.859	31.439	244.3
11	1'39.803 P	26.812	13.957	32.770	26.264	247.1	11	1'40.549	26.768	14.029	29.996	29.756	248.2
12	1'45.028	31.318	14.084	29.913	29.713	245.4	12	1'40.087	26.652	14.018	29.891	29.526	248.2
13	1'39.655	26.507	13.874	29.739	29.535	247.7	13	1'39.910	26.653	13.992	29.752	29.513	248.2
14	1'40.518	26.570	13.993	30.015	29.940	246.0	14	1'44.463 *	28.862	14.207	31.060 *	30.334	246.0
7th 4 Ivan ORTOLA QJMOTOR - GALFER - SPA Runs=2 Total laps=19 Full laps=16 Valid laps=13							10th 80 David ALONSO CFMOTO Gaviota Aspar COL Runs=1 Total laps=10 Full laps=9 Valid laps=9						
1	3'14.877	38.553	14.390	31.248	30.524	243.2	1	3'11.997	32.978	14.869	32.104	30.997	243.7
2	1'40.865	26.938	14.014	30.042	29.871	248.2							
3	1'41.204	26.778	13.977	30.409	30.040	252.3							
4	1'41.894	26.894	13.983	30.376	30.641	248.8							
5	1'41.297	26.995	14.096	30.243	29.963	247.1							
6	1'40.901	26.914	14.081	30.051	29.855	246.5							
7	1'41.701	26.864	14.007	30.800	30.030	247.1							
8	1'43.950	29.248	14.051	30.448	30.203	248.8							
9	1'41.340	26.975	14.254	30.082	30.029	246.0							
10	1'41.324 *	26.979	14.152	30.067	30.126 *	247.1							
11	1'41.067 *	26.835	14.159	29.980	30.093 *	245.4							
12	1'40.686	26.760	14.038	29.869	30.019	247.7							
13	1'41.617 P	29.502	14.373	31.350	26.392	243.7							

Fastest Lap: Barry BALTUS BEL REDS Fantic Racing 1'39.525 26.537 13.826 29.671 29.491

These data/results cannot be reproduced, stored and/or transmitted in whole or in part by any manner of electronic, mechanical, photocopying, recording, broadcasting or otherwise now known or herein after developed without the previous express consent by the copyright owner, except for reproduction in daily press and regular printed publications on sale to the public within 60 days of the event related to those data/results and always provided that copyright symbol appears together as follows below.

© MotoGP Sports Entertainment Group, 2026

Official MotoGP Timing by  TISSOT

www.motogp.com

Jerez de la Frontera, Friday, April 24, 2026

Page 2 of 6



Free Practice Nr. 1

Moto2™

Lap	Lap Time	T1	T2	T3	T4	Speed	Lap	Lap Time	T1	T2	T3	T4	Speed
2	1'42.084	27.220	14.195	30.500	30.169	247.7	4	1'41.070	26.775	13.988	30.390	29.917	251.1
3	1'41.207	26.824	14.050	30.090	30.243	248.2	5	1'48.456	33.622	14.183	30.449	30.202	249.4
4	1'40.337	26.732	13.981	29.872	29.752	249.4	6	1'40.823	26.823	14.012	30.087	29.901	248.8
5	1'41.026	26.688	13.979	30.454	29.905	247.7	7	1'40.856	26.837	14.022	30.093	29.904	248.2
6	1'40.206	26.700	13.948	29.879	29.679	248.2	8	1'40.844	26.746	13.987	30.151	29.960	249.4
7	1'40.102	26.548	14.003	29.821	29.730	248.2	9	1'46.000 P	32.401	14.189	30.963	28.447	248.2
8	1'39.954	26.626	13.948	29.818	29.562	248.8	10	1'48.475	30.432	14.396	31.216	32.431	243.7
9	1'40.660	26.640	14.101	29.849	30.070	247.1	11	1'43.528	26.693	13.995	32.919	29.921	247.7
10	1'39.917	26.543	13.961	29.817	29.596	250.0	12	1'40.091	26.611	13.907	29.865	29.708	248.8
unfinished		26.559	14.070	29.775		248.8	13	1'40.249	26.663	13.972	29.921	29.693	248.2

11th **53** **Deniz ÖNCÜ** ELF Marc VDS Racing T TUR
Runs=2 Total laps=13 Full laps=10 Valid laps=9

1	2'37.057	30.359	14.298	31.239	30.708	248.2
2	1'41.103	26.860	14.051	30.111	30.081	246.5
3	1'47.289	26.532	13.986	33.560	33.211	249.4
4	1'41.042	26.793	13.898	30.243	30.108	250.0
5	1'40.899	26.791	13.994	30.068	30.046	250.0
6	1'41.108	26.910	14.019	30.162	30.017	249.4
7	1'41.362	26.900	13.967	30.369	30.126	251.1
8	1'41.343	26.788	13.957	30.181	30.417	248.8
9	1'41.912 *	26.976	14.189	30.339	30.408 *	244.3
10	1'41.022	26.748	14.073	30.151	30.050	247.7
11	1'37.021 P	26.965	13.992	30.206	25.858	251.1
12	1'48.705	33.373	14.033	30.519	30.780	246.0
13	1'39.941	26.490	13.863	29.788	29.800	250.0
unfinished		26.568	13.885			250.5

12th **3** **Sergio GARCIA** ITALJET Gresini Moto2 SPA
Runs=2 Total laps=19 Full laps=16 Valid laps=15

1	2'20.421	31.613	14.933	32.623	31.275	244.3
2	1'43.083	27.320	14.679	30.775	30.309	244.8
3	1'41.672	27.046	14.080	30.366	30.180	247.7
4	1'41.665	27.037	14.009	30.475	30.144	247.7
5	1'41.202	26.927	14.065	30.264	29.946	246.5
6	2'12.604	37.329	15.424	40.013	39.838	234.2
7	1'42.641	27.490	14.138	30.847	30.166	247.7
8	1'41.171	26.963	14.078	30.250	29.880	248.8
9	1'40.818	26.797	14.016	30.092	29.913	247.7
10	1'40.977	26.867	13.991	30.193	29.926	247.7
11	1'40.944	26.869	14.053	30.111	29.911	248.8
12	1'40.801	26.842	13.965	30.123	29.871	250.0
13	1'43.756 P	29.201	14.629	31.697	28.229	244.8
14	1'49.732	34.830	14.120	30.219	30.563	248.2
15	1'45.495 *	26.733	13.949	30.476 *	34.337	249.4
16	1'40.158	26.748	13.894	29.907	29.609	249.4
17	1'40.077	26.645	13.884	29.867	29.681	251.7
18	1'46.226	27.688	14.080	32.610	31.848	248.8
19	1'40.871	26.910	14.046	30.087	29.828	247.1

13th **14** **Tony ARBOLINO** REDS Fantic Racing ITA
Runs=2 Total laps=18 Full laps=15 Valid laps=15

1	2'38.420	29.741	14.261	31.105	30.348	248.2
2	1'41.127	27.198	13.997	30.234	29.698	251.7
3	1'41.740	26.796	13.926	30.700	30.318	254.7

14th **44** **Aron CANET** ELF Marc VDS Racing T SPA
Runs=2 Total laps=17 Full laps=14 Valid laps=12

1	2'51.721	31.170	14.615	31.495	30.821	244.8
2	1'42.219	27.224	14.165	30.559	30.271	247.1
3	1'41.322	26.971	14.086	30.164	30.101	248.2
4	1'41.127	26.833	14.053	30.237	30.004	248.2
5	1'41.318	26.751	14.050	30.336	30.181	248.2
6	1'40.973	26.778	13.985	30.168	30.042	248.2
7	1'41.263	26.832	14.046	30.253	30.132	248.2
8	1'42.721	26.876	14.048	30.435	31.362	248.2
9	1'41.580	27.002	14.083	30.365	30.130	247.7
10	1'52.768 P	31.282	14.769	32.050	34.667	239.4
11	1'47.028	29.827	14.100	33.236	29.865	246.5
12	1'41.012 *	26.985	13.925	30.107 *	29.995	250.5
13	1'40.132	26.611	13.853	29.903	29.765	250.0
14	1'40.615	26.681	13.944	29.977	30.013	248.8
15	1'41.061	26.925	14.018	30.082	30.036	248.2
16	1'47.043	28.436	16.356	32.122	30.129	170.3
17	1'40.963 *	26.691	13.998	30.227	30.047 *	248.8

15th **11** **Alex ESCRIG** KLINT Racing Team SPA
Runs=3 Total laps=13 Full laps=8 Valid laps=7

1	3'01.243	34.769	15.048	32.448	31.159	237.8
2	1'43.080	27.210	14.378	30.830	30.662	244.3
3	1'39.452 P	28.033	14.022	30.455	26.942	247.1
4	1'47.846	32.010	14.280	30.819	30.737	244.3
5	1'41.266	26.949	14.150	30.134	30.033	243.7
6	1'40.989 *	27.084	13.971	29.934	30.000 *	245.4
7	1'42.163	26.746	13.950	30.184	31.283	246.5
8	1'45.435 P	29.025	15.000	33.191	28.219	234.2
9	1'47.037	32.885	14.048	30.293	29.811	246.0
10	1'41.108	26.665	13.893	30.484	30.066	246.5
11	1'40.249	26.679	13.833	30.107	29.630	247.1
12	1'40.764	26.935	14.064	30.014	29.751	245.4
13	1'40.200	26.661	13.996	29.925	29.618	248.2
PIT		34.343	17.067	37.463	30.673	181.2

Fastest Lap: Barry BALTUS BEL REDS Fantic Racing **1'39.525** 26.537 13.826 29.671 29.491

These data/results cannot be reproduced, stored and/or transmitted in whole or in part by any manner of electronic, mechanical, photocopying, recording, broadcasting or otherwise now known or herein after developed without the previous express consent by the copyright owner, except for reproduction in daily press and regular printed publications on sale to the public within 60 days of the event related to those data/results and always provided that copyright symbol appears together as follows below.

© MotoGP Sports Entertainment Group, 2026

Official MotoGP Timing by  TISSOT

www.motogp.com

Jerez de la Frontera, Friday, April 24, 2026

Page 3 of 6

Free Practice Nr. 1

Moto2™

Lap	Lap Time	T1	T2	T3	T4	Speed
16th	64	Mario AJI		Idemitsu Honda Team		INA
		Runs=2	Total laps=20	Full laps=17	Valid laps=15	
1	2'07.724	30.544	14.695	31.459	30.597	243.2
2	1'42.620	27.506	14.198	30.751	30.165	246.5
3	1'42.339	27.034	14.050	31.123	30.132	247.7
4	1'41.157	26.893	14.026	30.287	29.951	247.7
5	1'40.939	26.969	13.999	30.145	29.826	247.7
6	1'40.758	26.876	14.024	30.007	29.851	248.2
7	1'44.872	28.312	14.992	31.004	30.564	234.7
8	1'41.125	27.027	14.059	30.207	29.832	247.1
9	1'41.175	26.898	14.144	30.192	29.941	247.1
10	1'41.134 P	28.365	14.363	30.903	27.503	246.0
11	1'46.596	31.508	14.132	30.791	30.165	246.0
12	1'47.140	26.780	15.363	33.671	31.326	241.6
13	1'40.235	26.664	13.938	29.898	29.735	249.4
14	1'40.736	26.636	13.903	30.256	29.941	251.1
15	1'46.471 *	30.230	14.219	31.650 *	30.372	248.2
16	1'40.472	26.753	13.930	29.948	29.841	250.0
17	1'40.305	26.683	13.967	29.868	29.787	249.4
18	1'40.462	26.906	13.971	29.936	29.649	249.4
19	1'40.656	26.754	13.993	30.072	29.837	247.7
20	1'44.336 *	29.441	14.285	30.190	30.420 *	247.1

Lap	Lap Time	T1	T2	T3	T4	Speed
17th	99	Adrian HUERTAS		Italtrans Racing Team		SPA
		Runs=2	Total laps=18	Full laps=15	Valid laps=15	
1	2'31.604	31.772	14.518	31.413	30.942	246.5
2	1'42.152	27.269	14.068	30.625	30.190	247.7
3	1'41.154	26.922	14.047	30.190	29.995	246.5
4	1'41.302	26.706	14.066	30.577	29.953	247.1
5	1'41.026	26.763	14.040	30.120	30.103	248.8
6	1'40.792	26.733	14.009	30.098	29.952	247.1
7	1'41.342	26.926	14.126	30.221	30.069	244.8
8	1'41.275	26.835	14.077	30.223	30.140	247.7
9	1'42.599	28.251	14.039	30.257	30.052	248.2
10	1'39.576 P	26.770	14.009	31.937	26.860	247.7
11	1'50.698	30.225	14.367	32.797	33.309	237.3
12	1'40.530	26.789	13.974	29.948	29.819	248.2
13	1'40.263	26.603	13.968	29.781	29.911	248.2
14	1'40.469	26.667	13.979	29.838	29.985	247.1
15	1'40.638	26.673	14.054	30.008	29.903	247.1
16	1'41.636	27.342	14.077	30.049	30.168	248.2
17	1'40.288	26.639	14.007	29.900	29.742	249.4
18	1'41.414	26.734	14.037	30.130	30.513	247.7
	unfinished	27.126	15.209	31.156		209.7

Lap	Lap Time	T1	T2	T3	T4	Speed
18th	71	Ayumu SASAKI		Momoven Idrofoglia R		JPN
		Runs=2	Total laps=18	Full laps=15	Valid laps=15	
1	2'37.845	30.217	14.367	31.121	31.665	247.1
2	1'41.590	27.446	13.955	30.236	29.953	250.5
3	1'40.749	26.823	13.940	30.023	29.963	250.5
4	1'42.938	27.318	14.385	31.217	30.018	243.2
5	1'41.980	26.983	14.100	30.755	30.142	247.1
6	1'41.114	26.909	14.086	30.104	30.015	247.1
7	1'40.923	26.747	14.013	30.238	29.925	249.4

Lap	Lap Time	T1	T2	T3	T4	Speed
8	1'40.911	26.751	14.114	30.088	29.958	246.5
9	1'41.165	26.656	14.004	30.458	30.047	252.3
10	1'40.054 P	26.723	14.096	30.643	28.592	246.0
11	1'46.601	31.893	14.396	30.297	30.015	242.6
12	1'40.270	26.694	13.974	29.712	29.890	247.7
13	1'40.657	26.721	14.015	29.970	29.951	248.2
14	1'44.336	26.656	14.051	32.757	30.872	247.7
15	1'40.822	26.831	14.027	29.913	30.051	248.2
16	1'40.819	26.694	14.045	29.916	30.164	248.2
17	1'41.173	26.967	13.989	30.093	30.124	249.4
18	1'45.917	29.733	14.399	30.591	31.194	244.3

Lap	Lap Time	T1	T2	T3	T4	Speed
19th	28	Izan GUEVARA		BLU CRU Pramac Yama		SPA
		Runs=2	Total laps=17	Full laps=14	Valid laps=14	
1	3'13.760	31.277	14.506	31.446	30.524	247.1
2	1'41.621	27.171	14.038	30.439	29.973	249.4
3	1'41.327	27.034	14.015	30.398	29.880	251.1
4	1'41.044	26.930	14.015	30.227	29.872	249.4
5	1'40.884	26.950	13.971	30.136	29.827	250.5
6	1'40.755	26.845	13.924	30.213	29.773	250.5
7	1'43.870	26.854	13.986	32.923	30.107	251.1
8	1'38.487 P	26.975	14.019	30.257	27.236	250.0
9	1'46.658	31.995	14.131	30.444	30.088	247.1
10	1'40.591	26.810	14.034	29.935	29.812	246.5
11	1'40.284	26.694	13.862	30.030	29.698	250.0
12	1'42.547	26.816	13.952	31.041	30.738	249.4
13	1'42.715	26.821	13.920	31.807	30.167	250.0
14	1'44.327	30.050	14.037	30.248	29.992	248.2
15	1'40.396	26.853	13.931	29.902	29.710	250.5
16	1'40.540	26.822	13.926	30.023	29.769	250.0
17	1'40.373	26.729	13.864	30.079	29.701	252.3

Lap	Lap Time	T1	T2	T3	T4	Speed
20th	16	Joe ROBERTS		OnlyFans American Rac		USA
		Runs=2	Total laps=18	Full laps=15	Valid laps=14	
1	2'40.708	30.651	14.321	30.757	30.272	244.3
2	1'41.141	27.152	13.993	30.167	29.829	246.0
3	1'42.482	27.094	13.984	31.332	30.072	248.8
4	1'40.826	26.855	13.942	30.115	29.914	251.1
5	1'40.753	26.883	13.986	30.079	29.805	246.0
6	1'41.526	27.242	14.044	30.271	29.969	248.8
7	1'43.838	26.853	14.012	32.808	30.165	248.8
8	1'40.719	26.902	13.988	30.097	29.732	247.7
9	1'42.072	27.103	13.969	30.433	30.567	248.2
10	1'39.792 P	27.620	14.204	31.695	26.273	246.0
11	1'46.613	32.079	14.153	30.271	30.110	244.8
12	1'40.715	26.782	14.003	30.080	29.850	246.5
13	1'40.307	26.860	13.898	29.890	29.659	247.7
14	1'41.562 *	26.687	13.930	30.200 *	30.745	249.4
15	1'41.463	26.661	13.888	30.282	30.632	250.0
16	1'40.491	26.777	13.872	29.924	29.918	249.4
17	1'43.368	28.060	14.111	30.881	30.316	247.1
18	1'41.096	26.725	13.989	30.143	30.239	247.1

Fastest Lap: Barry BALTUS BEL REDS Fantic Racing **1'39.525** 26.537 13.826 29.671 29.491

These data/results cannot be reproduced, stored and/or transmitted in whole or in part by any manner of electronic, mechanical, photocopying, recording, broadcasting or otherwise now known or herein after developed without the previous express consent by the copyright owner, except for reproduction in daily press and regular printed publications on sale to the public within 60 days of the event related to those data/results and always provided that copyright symbol appears together as follows below.

© MotoGP Sports Entertainment Group, 2026

Official MotoGP Timing by  TISSOT

www.motogp.com

Jerez de la Frontera, Friday, April 24, 2026

Page 4 of 6



Free Practice Nr. 1

Moto2™

Lap	Lap Time	T1	T2	T3	T4	Speed
21st	84	Zonta VD GOORBERGH		Momoven Idrofoglia R		NED
		Runs=2	Total laps=18	Full laps=15	Valid laps=14	
1	2'30.423	31.185	14.652	31.964	30.827	241.0
2	1'44.058	27.522	14.130	31.794	30.612	244.8
3	1'42.089	27.301	14.085	30.473	30.230	246.5
4	1'41.699	27.048	14.124	30.447	30.080	247.1
5	1'41.364	27.020	14.044	30.285	30.015	247.1
6	1'41.236	26.946	14.073	30.205	30.012	247.7
7	1'42.180	27.077	14.246	30.620	30.237	252.3
8	1'41.274	26.966	14.096	30.225	29.987	246.0
9	1'41.249	26.902	14.120	30.311	29.916	246.0
10	1'43.424	26.937	14.105	32.030	30.352	246.5
11	1'41.371	26.978	14.134	30.305	29.954	245.4
12	1'41.086 P	28.047	14.435	31.399	27.205	243.2
13	1'50.616 *	35.475	14.396	30.764 *	29.981	244.8
14	1'44.297	26.769	13.938	33.529	30.061	248.2
15	1'40.384	26.785	13.943	29.957	29.699	248.8
16	1'42.950	26.852	13.990	31.037	31.071	249.4
17	1'41.308	26.854	14.061	30.300	30.093	249.4
18	1'41.494 *	26.734	14.026	30.044	30.690 *	248.8

Lap	Lap Time	T1	T2	T3	T4	Speed
22nd	12	Filip SALAC		OnlyFans American Rac		CZE
		Runs=3	Total laps=18	Full laps=13	Valid laps=11	
1	2'41.470	31.173	14.206	30.894	30.230	245.4
2	1'41.129	27.083	14.018	30.142	29.886	248.2
3	1'41.416	26.778	14.125	30.405	30.108	248.2
4	1'41.837	26.973	14.105	30.628	30.131	247.7
5	1'41.271	26.884	14.068	30.304	30.015	248.8
6	1'45.507 *	28.113	15.029	32.173	30.192 *	227.3
7	1'41.279 P	26.875	14.225	32.998	27.181	247.1
8	1'47.758	31.326	14.306	30.886	31.240	242.6
9	1'43.487	27.028	14.113	31.918	30.428	244.8
10	1'41.011	26.844	14.038	30.098	30.031	245.4
11	1'41.877 P	26.825	14.135	32.660	28.257	244.8
12	1'48.978	33.677	15.195	30.297	29.809	220.4
13	1'41.522	26.479	13.845	30.896	30.302	250.5
14	1'42.677	26.613	13.963	31.820	30.281	246.5
15	1'40.519	26.641	14.069	29.952	29.857	246.5
16	1'40.234 *	26.512	13.973	29.861	29.888 *	246.5
17	1'44.473	28.397	14.449	31.317	30.310	244.3
18	1'44.216	26.615	14.047	32.573	30.981	247.1

Lap	Lap Time	T1	T2	T3	T4	Speed
23rd	24	Marcos RAMIREZ		QJMOTOR - GALFER -		SPA
		Runs=2	Total laps=19	Full laps=16	Valid laps=16	
1	2'32.884	32.048	14.952	32.483	31.337	243.7
2	1'44.286	28.033	14.494	31.150	30.609	244.8
3	1'42.924	27.481	14.222	30.857	30.364	248.2
4	1'42.760	27.344	14.208	30.911	30.297	246.0
5	1'42.997	27.226	14.438	31.022	30.311	248.2
6	1'42.081	27.105	14.192	30.599	30.185	247.7
7	1'41.891	27.080	14.126	30.445	30.240	247.1
8	1'46.247	30.773	14.469	30.681	30.324	242.1
9	1'41.927	27.127	14.125	30.412	30.263	244.8
10	1'41.742	27.097	14.109	30.436	30.100	246.0

Lap	Lap Time	T1	T2	T3	T4	Speed
11	1'41.511	26.913	14.097	30.396	30.105	245.4
12	1'45.205	28.742	15.558	30.665	30.240	243.2
13	1'41.400	26.982	14.083	30.282	30.053	246.0
14	1'41.901 P	28.578	14.527	31.338	27.458	243.2
15	1'46.775	30.900	14.199	30.375	31.301	246.5
16	1'40.532	26.757	13.917	30.096	29.762	248.8
17	1'40.649	26.678	14.001	30.090	29.880	247.7
18	1'42.586	28.015	14.216	30.402	29.953	245.4
19	1'41.549	26.951	14.120	30.363	30.115	246.0

Lap	Lap Time	T1	T2	T3	T4	Speed
24th	32	Luca LUNETTA		Beta Tools SpeedRS Tea		ITA
		Runs=3	Total laps=18	Full laps=13	Valid laps=13	
1	2'16.474	32.812	14.976	32.406	31.572	242.6
2	1'44.492	28.083	14.369	31.267	30.773	244.8
3	1'43.239	27.635	14.189	30.955	30.460	247.1
4	1'43.007	27.499	14.127	30.771	30.610	247.7
5	1'41.884	27.132	14.159	30.397	30.196	248.8
6	1'40.506 P	28.616	14.098	30.636	27.156	248.2
7	1'47.899	31.314	14.759	31.268	30.558	247.1
8	1'42.394	27.269	14.269	30.583	30.273	248.8
9	1'42.196	27.189	14.119	30.527	30.361	248.2
10	1'42.195	27.200	14.126	30.495	30.374	244.8
11	1'42.093	27.124	14.140	30.554	30.275	247.1
12	1'42.348	27.304	14.101	30.654	30.289	248.2
13	1'41.115 P	28.285	14.669	31.216	26.945	240.5
14	1'51.825 *	32.605	15.929	32.706 *	30.585	201.8
15	1'40.887	26.979	13.996	30.054	29.858	250.0
16	1'42.237	27.129	14.040	30.407	30.661	248.8
17	1'40.831	26.819	14.038	30.089	29.885	248.8
18	1'40.884	26.792	14.006	30.158	29.928	249.4
	PIT	26.801	13.990	35.081	27.867	248.2

Lap	Lap Time	T1	T2	T3	T4	Speed
25th	54	Alberto FERRANDEZ		BLU CRU Pramac Yama		SPA
		Runs=2	Total laps=18	Full laps=15	Valid laps=12	
1	2'22.971	31.576	14.614	31.824	31.000	243.7
2	1'43.452	27.640	14.206	31.053	30.553	247.1
3	1'42.633	27.544	14.119	30.691	30.279	249.4
4	1'42.195	27.266	14.133	30.513	30.283	248.2
5	1'42.055	27.201	14.159	30.466	30.229	246.0
6	1'41.974 *	27.205	14.085	30.463	30.221 *	248.8
7	1'42.410	27.529	14.221	30.502	30.158	246.5
8	1'41.820	27.134	14.185	30.359	30.142	246.0
9	1'42.969	27.049	14.202	31.533	30.185	247.7
10	1'39.176 P	27.095	14.216	30.909	26.956	244.8
11	1'48.109	32.354	14.189	30.930	30.636	246.0
12	1'41.169	27.079	14.013	30.206	29.871	249.4
13	1'41.191 *	26.988	14.046	30.174 *	29.983	250.0
14	1'43.600	26.968	14.087	30.803	31.742	249.4
15	1'41.291	27.119	13.996	30.258	29.918	250.5
16	1'41.038	26.837	14.032	30.170	29.999	248.2
17	1'43.322	27.265	15.028	30.717	30.312	240.5
18	1'42.276 *	26.971	14.050	30.131	31.124 *	248.8

Fastest Lap: Barry BALTUS BEL REDS Fantic Racing **1'39.525** 26.537 13.826 29.671 29.491

These data/results cannot be reproduced, stored and/or transmitted in whole or in part by any manner of electronic, mechanical, photocopying, recording, broadcasting or otherwise now known or herein after developed without the previous express consent by the copyright owner, except for reproduction in daily press and regular printed publications on sale to the public within 60 days of the event related to those data/results and always provided that copyright symbol appears together as follows below.

© MotoGP Sports Entertainment Group, 2026

Official MotoGP Timing by  TISSOT

www.motogp.com

Jerez de la Frontera, Friday, April 24, 2026

Page 5 of 6



Free Practice Nr. 1

Moto2™

Lap	Lap Time	T1	T2	T3	T4	Speed	Lap	Lap Time	T1	T2	T3	T4	Speed	
26th	9	Jorge NAVARRO				KLINT Racing Team	SPA	10	1'43.409 *	27.364	14.170	30.958	30.917 *	249.4
		Runs=2	Total laps=18	Full laps=15	Valid laps=14		11	1'38.567 P	27.473	14.244	30.891	25.959	247.1	
1	2'23.541	31.712	14.727	31.610	30.903	242.1	12	1'47.921	31.672	14.358	31.192	30.699	244.8	
2	1'43.464	27.678	14.335	30.991	30.460	246.0	13	1'42.162	27.233	14.135	30.521	30.273	249.4	
3	1'42.567	27.201	14.258	30.847	30.261	251.1	14	1'42.407	27.118	14.157	30.888	30.244	248.8	
4	1'41.921	27.076	14.101	30.504	30.240	248.8	15	1'41.905	27.032	14.180	30.481	30.212	249.4	
5	1'46.767	29.161	16.011	31.383	30.212	177.6	16	1'42.338	27.181	14.123	30.755	30.279	249.4	
6	1'42.196	27.055	14.189	30.586	30.366	247.1	17	1'42.818	27.209	14.192	30.749	30.668	248.8	
7	1'48.170	27.298	14.210	32.080	34.582	249.4	18	1'42.753	27.085	14.243	30.741	30.684	248.8	
8	1'37.990 P	27.105	14.145	30.735	26.005	247.7	19	1'46.898	28.596	14.594	31.873	31.835	246.0	
9	1'46.408	30.997	14.214	30.665	30.532	243.7								
10	1'41.532	27.071	14.097	30.351	30.013	244.3								
11	1'41.052	26.817	14.036	30.238	29.961	246.5								
12	1'41.279	26.793	14.054	30.395	30.037	247.7								
13	1'41.567	26.857	14.079	30.252	30.379	247.1								
14	1'41.593 *	26.795	14.078	30.534 *	30.186	246.5								
15	1'41.395	26.912	14.068	30.343	30.072	247.1								
16	1'41.487	26.919	14.108	30.282	30.178	248.2								
17	1'43.897	27.202	14.175	32.243	30.277	246.5								
18	1'47.035	28.794	14.455	32.788	30.998	242.6								
27th	72	Taiyo FURUSATO				Idemitsu Honda Team	JPN							
		Runs=2	Total laps=19	Full laps=16	Valid laps=15									
1	2'20.528	31.192	15.043	32.677	31.074	245.4								
2	1'43.699	27.487	14.631	31.158	30.423	242.1								
3	1'42.473	27.161	14.277	30.733	30.302	247.1								
4	1'45.691	27.203	14.447	33.647	30.394	245.4								
5	1'41.753	27.081	14.239	30.345	30.088	247.7								
6	1'42.572	27.001	14.284	30.915	30.372	247.1								
7	1'47.957	28.946	14.320	34.324	30.367	245.4								
8	1'42.265	27.118	14.239	30.591	30.317	248.8								
9	1'42.487	27.258	14.271	30.594	30.364	247.1								
10	1'41.274 P	27.138	14.264	32.194	27.678	246.0								
11	1'45.167	30.102	14.286	30.516	30.263	246.0								
12	1'41.858	27.099	14.204	30.369	30.186	246.5								
13	1'41.534	26.943	14.164	30.280	30.147	247.1								
14	1'44.054	27.834	14.199	31.917	30.104	247.7								
15	1'41.633 *	26.967	14.120	30.445 *	30.101	249.4								
16	1'41.264	26.846	14.137	30.131	30.150	248.8								
17	1'43.662	28.462	14.123	30.863	30.214	249.4								
18	1'44.659	27.388	15.064	31.951	30.256	246.0								
19	1'43.819	27.081	14.194	32.258	30.286	248.8								
28th	98	Jose Antonio RUEDA				Red Bull KTM Ajo	SPA							
		Runs=2	Total laps=19	Full laps=16	Valid laps=15									
1	2'18.989	33.325	14.991	33.359	32.103	244.3								
2	1'46.942	28.642	14.921	32.138	31.241	242.6								
3	1'44.488	28.134	14.349	31.310	30.695	250.5								
4	1'43.879	27.722	14.232	31.323	30.602	248.2								
5	1'43.052	27.530	14.243	30.904	30.375	249.4								
6	1'42.983	27.431	14.193	30.963	30.396	248.2								
7	1'43.805	27.367	14.218	31.798	30.422	248.8								
8	1'43.089	27.440	14.252	31.082	30.315	248.2								
9	1'42.646	27.291	14.178	30.877	30.300	251.7								

Fastest Lap: Barry BALTUS BEL REDS Fantic Racing **1'39.525** 26.537 13.826 29.671 29.491

These data/results cannot be reproduced, stored and/or transmitted in whole or in part by any manner of electronic, mechanical, photocopying, recording, broadcasting or otherwise now known or herein after developed without the previous express consent by the copyright owner, except for reproduction in daily press and regular printed publications on sale to the public within 60 days of the event related to those data/results and always provided that copyright symbol appears together as follows below.

© MotoGP Sports Entertainment Group, 2026

Official MotoGP Timing by  TISSOT

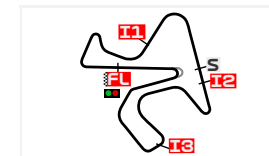
www.motogp.com

Jerez de la Frontera, Friday, April 24, 2026

Page 6 of 6

BEST PARTIAL TIMES

ESTRELLA GALICIA 0,0 GRAND PRIX OF SPAIN
FREE PRACTICE NR. 1



Circuito de Jerez - Ángel Nieto 4423 m.

IT Ideal Lap Time, sum of the best partial times

BT Best Lap Time

Pos	T1		T2		T3		T4		Pos	Rider	IT	BT	
	Rider	Time	Rider	Time	Rider	Time	Rider	Time					
1	C.VIETTI	26.369	D.HOLGADO	13.770	S.AGIUS	29.649	D.HOLGADO	29.409	1	B.BALTUS	1'39.375	1'39.525	(1)
2	B.BALTUS	26.444	M.GONZALEZ	13.816	B.BALTUS	29.671	B.BALTUS	29.434	2	C.VIETTI	1'39.502	1'39.555	(2)
3	M.GONZALEZ	26.459	B.BALTUS	13.826	C.VEIJER	29.698	C.VEIJER	29.493	3	D.HOLGADO	1'39.528	1'39.618	(4)
4	C.VEIJER	26.459	A.ESCRIG	13.833	A.SASAKI	29.712	D.MUÑOZ	29.503	4	S.AGIUS	1'39.539	1'39.611	(3)
5	S.AGIUS	26.468	F.SALAC	13.845	C.VIETTI	29.713	M.GONZALEZ	29.517	5	C.VEIJER	1'39.568	1'39.643	(5)
6	I.ORTOLA	26.471	A.CANET	13.853	A.LOPEZ	29.739	I.ORTOLA	29.526	6	M.GONZALEZ	1'39.570	1'39.724	(8)
7	F.SALAC	26.479	I.GUEVARA	13.862	D.MUÑOZ	29.752	C.VIETTI	29.528	7	A.LOPEZ	1'39.655	1'39.655	(6)
8	D.ÖNCÜ	26.490	D.ÖNCÜ	13.863	D.ALONSO	29.775	A.LOPEZ	29.535	8	I.ORTOLA	1'39.657	1'39.657	(7)
9	A.LOPEZ	26.507	I.ORTOLA	13.866	M.GONZALEZ	29.778	S.AGIUS	29.555	9	D.ALONSO	1'39.828	1'39.917	(10)
10	D.HOLGADO	26.535	S.AGIUS	13.867	A.HUERTAS	29.781	D.ALONSO	29.562	10	D.MUÑOZ	1'39.850	1'39.910	(9)
11	D.ALONSO	26.543	J.ROBERTS	13.872	D.ÖNCÜ	29.788	S.GARCIA	29.609	11	D.ÖNCÜ	1'39.941	1'39.941	(11)
12	A.HUERTAS	26.603	A.LOPEZ	13.874	I.ORTOLA	29.794	A.ESCRIG	29.618	12	F.SALAC	1'39.994	1'40.519	(22)
13	T.ARBOLINO	26.611	S.GARCIA	13.884	T.ARBOLINO	29.809	M.AJI	29.649	13	S.GARCIA	1'40.005	1'40.077	(12)
14	A.CANET	26.611	C.VIETTI	13.892	D.HOLGADO	29.814	J.ROBERTS	29.659	14	T.ARBOLINO	1'40.020	1'40.091	(13)
15	D.MUÑOZ	26.633	M.AJI	13.903	F.SALAC	29.861	T.ARBOLINO	29.693	15	A.ESCRIG	1'40.037	1'40.200	(15)
16	M.AJI	26.636	T.ARBOLINO	13.907	S.GARCIA	29.867	I.GUEVARA	29.698	16	M.AJI	1'40.056	1'40.235	(16)
17	S.GARCIA	26.645	M.RAMIREZ	13.917	M.AJI	29.868	Z.VD GOORBER	29.699	17	J.ROBERTS	1'40.082	1'40.307	(20)
18	A.SASAKI	26.656	C.VEIJER	13.918	J.ROBERTS	29.890	A.HUERTAS	29.742	18	A.HUERTAS	1'40.094	1'40.263	(17)
19	A.ESCRIG	26.661	Z.VD GOORBER	13.938	I.GUEVARA	29.902	M.RAMIREZ	29.762	19	A.CANET	1'40.132	1'40.132	(14)
20	J.ROBERTS	26.661	A.SASAKI	13.940	A.CANET	29.903	A.CANET	29.765	20	I.GUEVARA	1'40.156	1'40.284	(19)
21	M.RAMIREZ	26.678	D.ALONSO	13.948	A.ESCRIG	29.925	D.ÖNCÜ	29.800	21	A.SASAKI	1'40.198	1'40.270	(18)
22	I.GUEVARA	26.694	D.MUÑOZ	13.962	Z.VD GOORBER	29.957	F.SALAC	29.809	22	Z.VD GOORBERGH	1'40.328	1'40.384	(21)
23	Z.VD GOORBER	26.734	A.HUERTAS	13.968	L.LUNETTA	30.054	L.LUNETTA	29.858	23	M.RAMIREZ	1'40.447	1'40.532	(23)
24	L.LUNETTA	26.792	L.LUNETTA	13.990	M.RAMIREZ	30.090	A.FERRANDEZ	29.871	24	L.LUNETTA	1'40.694	1'40.831	(24)
25	J.NAVARRO	26.793	A.FERRANDEZ	13.996	A.FERRANDEZ	30.131	A.SASAKI	29.890	25	A.FERRANDEZ	1'40.835	1'41.038	(25)

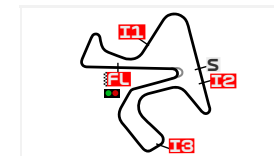
These data/results cannot be reproduced, stored and/or transmitted in whole or in part by any manner of electronic, mechanical, photocopying, recording, broadcasting or otherwise now known or herein after developed without the previous express consent by the copyright owner, except for reproduction in daily press and regular printed publications on sale to the public within 60 days of the event related to those data/results and always provided that copyright symbol appears together as follows below.

© MotoGP Sports Entertainment Group, 2026

BEST PARTIAL TIMES

ESTRELLA GALICIA O,O GRAND PRIX OF SPAIN

FREE PRACTICE NR. 1



Circuito de Jerez - Ángel Nieto 4423 m.

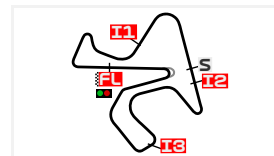
IT Ideal Lap Time, sum of the best partial times

BT Best Lap Time

Pos	T1		T2		T3		T4		Pos	Rider	IT	BT	
	Rider	Time	Rider	Time	Rider	Time	Rider	Time					
26	A.FERRANDEZ	26.837	J.NAVARRO	14.036	T.FURUSATO	30.131	J.NAVARRO	29.961	26	J.NAVARRO	1'41.028	1'41.052	(26)
27	T.FURUSATO	26.846	T.FURUSATO	14.120	J.NAVARRO	30.238	T.FURUSATO	30.088	27	T.FURUSATO	1'41.185	1'41.264	(27)
28	J.RUEDA	27.032	J.RUEDA	14.123	J.RUEDA	30.481	J.RUEDA	30.212	28	J.RUEDA	1'41.848	1'41.905	(28)

These data/results cannot be reproduced, stored and/or transmitted in whole or in part by any manner of electronic, mechanical, photocopying, recording, broadcasting or otherwise now known or herein after developed without the previous express consent by the copyright owner, except for reproduction in daily press and regular printed publications on sale to the public within 60 days of the event related to those data/results and always provided that copyright symbol appears together as follows below.

© MotoGP Sports Entertainment Group, 2026



Circuito de Jerez - Ángel Nieto 4423 m.

FASTEST LAPS SEQUENCE

ESTRELLA GALICIA O,O GRAND PRIX OF SPAIN

FREE PRACTICE NR. 1

<i>Practice Time</i>	<i>#</i>	<i>Rider</i>	<i>Nation</i>	<i>Motorcycle</i>	<i>Time</i>	<i>Km/h</i>	<i>Rider's Lap</i>
3'43.919	21	Alonso LOPEZ	SPA	KALEX	1'41.846	156.3	2
3'46.628	17	Daniel MUÑOZ	SPA	KALEX	1'41.647	156.6	2
4'15.417	7	Barry BALTUS	BEL	KALEX	1'40.618	158.2	2
5'55.302	7	Barry BALTUS	BEL	KALEX	1'39.885	159.4	3
29'08.532	7	Barry BALTUS	BEL	KALEX	1'39.525	159.9	13

These data/results cannot be reproduced, stored and/or transmitted in whole or in part by any manner of electronic, mechanical, photocopying, recording, broadcasting or otherwise now known or herein after developed without the previous express consent by the copyright owner, except for reproduction in daily press and regular printed publications on sale to the public within 60 days of the event related to those data/results and always provided that copyright symbol appears together as follows below.

© MotoGP Sports Entertainment Group, 2026

Official MotoGP Timing by

www.motogp.com

Jerez de la Frontera, Friday, April 24, 2026