

Circuito de Jerez - Ángel Nieto 4423 m.

CLASSIFICATION

ESTRELLA GALICIA O,O GRAND PRIX OF SPAIN FREE PRACTICE NR. 1

#	Rider	Nation	Team	Motorcycle	Time	Lap Total	Gap	T. Speed
1	28 Maximo QUILES	SPA	CFMOTO Gaviota Aspar Team	KTM	1'44.833	15 16		219.0
2	18 Matteo BERTELLE	ITA	LEVEL UP - MTA	KTM	1'45.228	15 15	0.395 0.395	213.8
3	97 Marco MORELLI	ARG	CFMOTO Gaviota Aspar Team	KTM	1'45.316	16 17	0.483 0.088	217.7
4	78 Joel ESTEBAN	SPA	LEVEL UP - MTA	KTM	1'45.342	14 14	0.509 0.026	216.0
5	83 Alvaro CARPE	SPA	Red Bull KTM Ajo	KTM	1'45.370	15 16	0.537 0.028	214.2
6	22 David ALMANSA	SPA	Liqui Moly Dynavolt Intact GP	KTM	1'45.438	16 16	0.605 0.068	215.1
7	66 Joel KELSO	AUS	GRYD - MLav Racing	HONDA	1'45.487	15 17	0.654 0.049	214.7
8	94 Guido PINI	ITA	Leopard Racing	HONDA	1'45.545	16 17	0.712 0.058	213.4
9	51 Brian URIARTE	SPA	Red Bull KTM Ajo	KTM	1'45.547	14 16	0.714 0.002	215.5
10	31 Adrian FERNANDEZ	SPA	Leopard Racing	HONDA	1'45.646	15 17	0.813 0.099	216.0
11	64 David MUÑOZ	SPA	Liqui Moly Dynavolt Intact GP	KTM	1'45.744	12 12	0.911 0.098	216.8
12	19 Scott OGDEN	GBR	CIP Green Power	KTM	1'45.837	15 15	1.004 0.093	215.1
13	54 Jesus RIOS	SPA	Rivacold Snipers Team	HONDA	1'45.838	15 15	1.005 0.001	211.3
14	6 Ryusei YAMANAKA	JPN	AEON Credit - MT Helmets - MSI	KTM	1'45.863	16 16	1.030 0.025	215.5
15	27 Rico SALMELA	FIN	Red Bull KTM Tech3	KTM	1'45.877	14 16	1.044 0.014	214.2
16	21 Ruche MOODLEY	RSA	CODE Motorsports	KTM	1'46.079	15 16	1.246 0.202	217.3
17	8 Eddie O'SHEA	GBR	GRYD - MLav Racing	HONDA	1'46.306	15 15	1.473 0.227	215.5
18	73 Valentin PERRONE	ARG	Red Bull KTM Tech3	KTM	1'46.313	11 17	1.480 0.007	216.4
19	14 Cormac BUCHANAN	NZE	CODE Motorsports	KTM	1'46.316	13 15	1.483 0.003	213.4
20	11 Adrian CRUCES	SPA	CIP Green Power	KTM	1'46.352	13 16	1.519 0.036	213.8
21	13 Hakim DANISH	MAL	AEON Credit - MT Helmets - MSI	KTM	1'46.391	10 15	1.558 0.039	218.6
22	67 Casey O'GORMAN	IRL	SIC58 Squadra Corse	HONDA	1'46.458	13 13	1.625 0.067	216.0
23	5 Leo RAMMERSTORFER	AUT	SIC58 Squadra Corse	HONDA	1'46.515	17 18	1.682 0.057	213.8
24	9 Veda PRATAMA	INA	Honda Team Asia	HONDA	1'46.808	11 15	1.975 0.293	213.4
25	10 Nicola CARRARO	ITA	Rivacold Snipers Team	HONDA	1'47.316	15 16	2.483 0.508	209.7
26	32 Zen MITANI	JPN	Honda Team Asia	HONDA	1'47.757	15 16	2.924 0.441	211.7

Practice condition: Dry

Air: 16°

Humidity: 80%

Ground: 18°


Fastest Lap:	Lap: 15	Maximo QUILES	1'44.833	151.8 Km/h
Best Race Lap:	2025	Jose Antonio RUEDA	1'44.352	152.5 Km/h
All-Time Lap Record:	2024	David ALONSO	1'43.710	153.5 Km/h

The results are provisional until the end of the limit for protest and appeals.

Time limit for protest expires 60' after publication of the results - Time: **09:49**

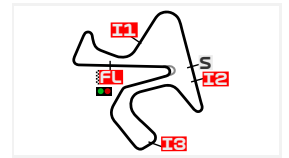
These data/results cannot be reproduced, stored and/or transmitted in whole or in part by any manner of electronic, mechanical, photocopying, recording, broadcasting or otherwise now known or herein after developed without the previous express consent by the copyright owner, except for reproduction in daily press and regular printed publications on sale to the public within 60 days of the event related to those data/results and always provided that copyright symbol appears together as follows below.

© MotoGP Sports Entertainment Group, 2026

Official MotoGP Timing by 

www.motogp.com

Jerez de la Frontera, Friday, April 24, 2026



Circuito de Jerez - Ángel Nieto 4423 m.

TOP SPEED & AVERAGE

ESTRELLA GALICIA O,O GRAND PRIX OF SPAIN FREE PRACTICE NR. 1

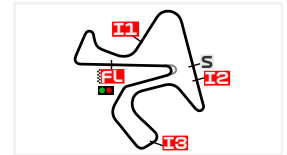
#	Rider	Nation	Motorcycle	Top 5 speeds					Average	Top
28	Maximo QUILES	SPA	KTM	219.0	218.1	217.7	217.7	216.4	217.8	219.0
13	Hakim DANISH	MAL	KTM	218.6	217.3	216.4	216.0	214.7	216.6	218.6
97	Marco MORELLI	ARG	KTM	217.7	217.3	215.1	214.7	214.7	215.6	217.7
21	Ruche MOODLEY	RSA	KTM	217.3	216.0	215.5	215.1	213.8	214.9	217.3
64	David MUÑOZ	SPA	KTM	216.8	216.0	216.0	214.2	213.8	215.1	216.8
73	Valentin PERRONE	ARG	KTM	216.4	215.1	214.7	214.2	213.4	214.8	216.4
31	Adrian FERNANDEZ	SPA	HONDA	216.0	215.5	215.1	215.1	214.7	215.2	216.0
67	Casey O'GORMAN	IRL	HONDA	216.0	215.1	215.1	214.7	214.2	215.0	216.0
78	Joel ESTEBAN	SPA	KTM	216.0	216.0	215.5	215.1	214.2	215.4	216.0
6	Ryusei YAMANAKA	JPN	KTM	215.5	215.5	215.5	214.7	214.7	215.1	215.5
8	Eddie O'SHEA	GBR	HONDA	215.5	213.8	213.4	213.0	212.5	213.2	215.5
51	Brian URIARTE	SPA	KTM	215.5	215.1	214.2	214.2	213.0	214.2	215.5
19	Scott OGDEN	GBR	KTM	215.1	215.1	214.7	213.8	213.4	214.3	215.1
22	David ALMANSA	SPA	KTM	215.1	215.1	214.7	214.7	214.2	214.8	215.1
66	Joel KELSO	AUS	HONDA	214.7	213.0	213.0	212.5	212.1	212.7	214.7
27	Rico SALMELA	FIN	KTM	214.2	213.8	213.8	213.0	213.0	213.6	214.2
83	Alvaro CARPE	SPA	KTM	214.2	214.2	213.8	213.8	213.8	213.9	214.2
5	Leo RAMMERSTORFER	AUT	HONDA	213.8	210.9	210.9	210.5	209.7	210.9	213.8
11	Adrian CRUCES	SPA	KTM	213.8	213.4	213.4	212.5	212.1	212.7	213.8
18	Matteo BERTELLE	ITA	KTM	213.8	213.0	211.7	211.7	211.7	212.2	213.8
9	Veda PRATAMA	INA	HONDA	213.4	212.1	211.7	211.7	211.7	212.1	213.4
14	Cormac BUCHANAN	NZE	KTM	213.4	212.5	212.1	211.7	211.3	212.2	213.4
94	Guido PINI	ITA	HONDA	213.4	212.5	212.5	211.7	211.7	212.3	213.4
32	Zen MITANI	JPN	HONDA	211.7	211.3	210.1	209.7	209.3	210.2	211.7
54	Jesus RIOS	SPA	HONDA	211.3	210.9	210.1	209.7	209.3	210.3	211.3
10	Nicola CARRARO	ITA	HONDA	209.7	209.7	209.7	209.3	209.3	209.5	209.7

These data/results cannot be reproduced, stored and/or transmitted in whole or in part by any manner of electronic, mechanical, photocopying, recording, broadcasting or otherwise now known or herein after developed without the previous express consent by the copyright owner, except for reproduction in daily press and regular printed publications on sale to the public within 60 days of the event related to those data/results and always provided that copyright symbol appears together as follows below.

© MotoGP Sports Entertainment Group, 2026

Official MotoGP Timing by www.motogp.com

Jerez de la Frontera, Friday, April 24, 2026



Circuito de Jerez - Ángel Nieto 4423 m.

CHRONOLOGICAL ANALYSIS OF PERFORMANCES

ESTRELLA GALICIA O,O GRAND PRIX OF SPAIN

FREE PRACTICE NR. 1

* Lap / Sector time cancelled
P Crossing the finish line in pit lane

T1 Time from finish line to 1st intermediate
T2 Time from 1st intermed. to 2nd intermed.

T3 Time from 2nd intermed. to 3rd intermed.
T4 Time from 3rd intermediate to finish line

Lap	Lap Time	T1	T2	T3	T4	Speed	Lap	Lap Time	T1	T2	T3	T4	Speed
1st	28	Maximo QUILES		CFMOTO Gaviota Aspar SPA			5	1'47.241	28.501	15.071	31.656	32.013	217.3
		Runs=2	Total laps=16	Full laps=13	Valid laps=12		6	1'48.226	28.472	15.129	32.700	31.925	214.7
1	2'59.497	31.737	15.469	32.236	32.764	213.4	7	1'47.668	28.658	15.044	31.809	32.157	217.7
2	1'48.037	28.638	15.126	31.979	32.294	216.4	8	1'51.100	28.528	15.200	35.501	31.871	213.4
3	1'46.029 *	28.139	15.012	31.139	31.739 *	215.5	9	1'46.775	28.364	15.121	31.315	31.975	214.2
4	1'45.915	28.108	15.000	31.107	31.700	217.7	10	1'46.379	28.264	15.064	31.301	31.750	215.1
5	1'45.836	28.100	14.929	31.238	31.569	217.7	11	1'46.179	28.236	15.088	31.181	31.674	213.4
6	1'45.623	27.926	14.899	31.268	31.530	218.1	12	1'46.228	28.163	15.042	31.211	31.812	213.0
7	1'45.669	28.014	15.064	31.066	31.525	214.7	13	1'44.090 P	28.249	15.180	32.451	28.210	211.7
8	1'45.528	28.002	14.987	31.070	31.469	215.5	14	1'51.852	33.391	15.252	31.505	31.704	214.7
9	1'45.420	27.817	14.941	31.061	31.601	215.5	15	1'45.357	28.053	14.990	30.998	31.316	214.7
10	1'45.374	27.894	15.003	30.978	31.499	214.7	16	1'45.316	27.854	14.868	31.084	31.510	214.7
11	1'40.784 P	28.043	15.084	31.395	26.262	213.0	17	1'45.459	27.941	15.019	31.017	31.482	213.4
		30.724	15.319	31.237	31.847	212.5	4th	78	Joel ESTEBAN		LEVEL UP - MTA SPA		
		28.032	15.003	31.008	31.564	215.1			Runs=3	Total laps=14	Full laps=9	Valid laps=9	
12	1'49.127	30.724	15.319	31.237	31.847	212.5	1	3'38.511	31.920	16.002	32.900	33.087	204.9
13	1'45.607	28.032	15.003	31.008	31.564	215.1	2	1'48.191	28.872	15.219	31.781	32.319	214.2
14	1'45.094	27.895	15.015	30.877	31.307	215.1	3	1'47.011	28.313	15.196	31.366	32.136	213.8
15	1'44.833	27.847	14.987	30.817	31.182	216.0	4	1'43.075 P	28.257	15.321	31.851	27.646	212.1
16	1'46.007	28.035	14.927	31.303	31.742	219.0	5	1'49.691	30.428	15.275	31.551	32.437	212.1
2nd	18	Matteo BERTELLE		LEVEL UP - MTA ITA			6	1'46.842	28.192	15.234	31.270	32.146	213.0
		Runs=3	Total laps=15	Full laps=10	Valid laps=10		7	1'46.523	28.171	15.137	31.210	32.005	212.5
1	3'28.726	34.032	15.879	32.936	33.356	209.3	8	1'46.562	28.161	15.155	31.241	32.005	213.4
2	1'49.463	29.181	15.582	32.055	32.645	209.7	9	1'43.885 P	28.877	15.382	32.348	27.278	210.1
3	1'48.337	28.816	15.393	31.771	32.357	210.1	10	1'49.395	30.910	15.156	31.335	31.994	215.1
4	1'47.389	28.485	15.290	31.508	32.106	211.7	11	1'45.759	27.920	15.016	31.045	31.778	215.5
5	1'48.344	28.380	15.215	31.873	32.876	211.3	12	1'45.825	27.909	15.094	31.121	31.701	213.8
6	1'46.573	28.312	15.183	31.186	31.892	211.3	13	1'45.658	27.946	15.031	31.010	31.671	216.0
7	1'47.218	28.239	15.180	31.261	32.538	211.7	14	1'45.342	27.835	15.005	30.893	31.609	216.0
8	1'47.004 P	29.898	15.908	33.154	28.044	202.2							
9	1'52.370	32.598	15.436	32.119	32.217	210.9							
10	1'46.609	28.324	15.183	31.190	31.912	211.7							
11	1'46.606	28.139	15.164	31.361	31.942	211.7							
12	1'46.345	28.204	15.128	31.216	31.797	211.7							
13	1'45.679 P	30.534	15.511	32.123	27.511	209.3							
14	1'50.769	31.593	15.371	31.852	31.953	213.0							
15	1'45.228	28.047	15.033	30.758	31.390	213.8							
3rd	97	Marco MORELLI		CFMOTO Gaviota Aspar ARG			5th	83	Alvaro CARPE		Red Bull KTM Ajo SPA		
		Runs=2	Total laps=17	Full laps=14	Valid laps=14				Runs=2	Total laps=16	Full laps=13	Valid laps=13	
1	2'49.099	34.004	15.874	33.620	33.700	213.4	1	2'58.078	32.101	15.809	33.069	33.754	211.3
2	1'50.309	29.505	15.508	32.412	32.884	213.0	2	1'49.447	29.341	15.443	32.244	32.419	213.0
3	1'48.802	29.072	15.293	31.975	32.462	214.2	3	1'47.229	28.489	15.207	31.522	32.011	213.8
4	1'48.386	28.804	15.266	31.813	32.503	214.2	4	1'47.050	28.421	15.077	31.520	32.032	213.8
							5	1'47.184	28.488	15.130	31.461	32.105	212.5
							6	1'46.702	28.353	15.107	31.432	31.810	213.4
							7	1'47.223	28.503	15.192	31.533	31.995	214.2
							8	1'46.318	28.224	15.083	31.219	31.792	214.2
							9	1'46.147	28.215	15.056	31.259	31.617	213.8
							10	1'45.220 P	29.289	15.711	32.878	27.342	201.1

Fastest Lap: Maximo QUILES SPA CFMOTO Gaviota Aspar Team **1'44.833** 27.847 14.987 30.817 31.182

These data/results cannot be reproduced, stored and/or transmitted in whole or in part by any manner of electronic, mechanical, photocopying, recording, broadcasting or otherwise now known or herein after developed without the previous express consent by the copyright owner, except for reproduction in daily press and regular printed publications on sale to the public within 60 days of the event related to those data/results and always provided that copyright symbol appears together as follows below.

© MotoGP Sports Entertainment Group, 2026

Official MotoGP Timing by

www.motogp.com

Jerez de la Frontera, Friday, April 24, 2026

Free Practice Nr. 1

Moto3™

Lap	Lap Time	T1	T2	T3	T4	Speed	Lap	Lap Time	T1	T2	T3	T4	Speed
11	1'50.181	31.219	15.352	31.622	31.988	211.7	8	1'46.717	28.346	15.227	31.286	31.858	210.9
12	1'45.580	28.116	14.952	31.068	31.444	213.4	9	1'47.380 *	28.501 *	15.301	31.643	31.935	209.3
13	1'46.595	28.303	15.163	31.366	31.763	211.7	10	1'46.756	28.393	15.231	31.322	31.810	210.5
14	1'45.752	28.007	15.091	31.106	31.548	211.7	11	1'46.779	28.293	15.244	31.433	31.809	211.3
15	1'45.370	27.906	14.996	30.912	31.556	213.8	12	1'43.343 P	28.293	15.628	32.278	27.144	197.0
16	1'47.943	28.376	15.449	31.742	32.376	210.9	13	1'49.302	31.247	15.215	31.256	31.584	210.1
6th 22 David ALMANSA Liqui Moly Dynavolt Int SPA							14	1'45.671	27.990	15.012	30.974	31.695	213.4
Runs=2 Total laps=16 Full laps=13 Valid laps=13							15	1'45.569	28.008	15.027	31.029	31.505	211.7
1	3'18.484	33.435	15.862	33.319	33.071	210.9	16	1'45.545	27.985	15.064	31.023	31.473	211.7
2	1'48.956	29.248	15.428	31.900	32.380	213.4	17	1'45.560	27.937	15.048	31.077	31.498	211.3
3	1'47.765	28.776	15.155	31.726	32.108	214.7	9th 51 Brian URIARTE Red Bull KTM Ajo SPA						
4	1'47.234	28.552	15.221	31.511	31.950	213.0	Runs=2 Total laps=16 Full laps=13 Valid laps=13						
5	1'46.975	28.346	15.117	31.518	31.994	213.8	1	2'40.983	32.752	15.745	33.136	33.319	213.0
6	1'46.735	28.310	15.201	31.352	31.872	213.0	2	1'49.424	29.162	15.402	32.235	32.625	212.5
7	1'46.628	28.258	15.140	31.383	31.847	213.0	3	1'48.151	28.848	15.231	31.826	32.246	215.5
8	1'47.165	28.179	15.220	31.800	31.966	212.5	4	1'47.518	28.633	15.258	31.554	32.073	211.3
9	1'46.350	28.153	15.190	31.219	31.788	212.5	5	1'47.106	28.397	15.165	31.543	32.001	212.1
10	1'42.619 P	28.228	15.194	31.617	27.580	212.5	6	1'46.818	28.411	15.169	31.339	31.899	211.7
11	1'50.872	31.726	15.356	31.622	32.168	212.5	7	1'47.026	28.314	15.138	31.592	31.982	211.7
12	1'46.495	28.388	15.099	31.242	31.766	213.8	8	1'46.712	28.334	15.174	31.261	31.943	211.3
13	1'45.714	28.027	14.971	31.098	31.618	214.7	9	1'46.739	28.395	15.196	31.312	31.836	210.9
14	1'45.713	28.002	15.077	31.081	31.553	214.2	10	1'42.048 P	28.407	15.155	31.727	26.759	211.7
15	1'45.470	27.970	14.981	31.036	31.483	215.1	11	1'49.579 *	31.059	15.171	31.412	31.937 *	210.5
16	1'45.438	27.941	15.011	31.054	31.432	215.1	12	1'45.602	28.008	14.951	30.904	31.739	214.2
7th 66 Joel KELSO GRYD - MLav Racing AUS							13	1'45.871	28.080	14.973	31.110	31.708	212.5
Runs=2 Total laps=17 Full laps=14 Valid laps=14							14	1'45.547	27.980	14.905	30.977	31.685	215.1
1	2'42.450	32.417	16.142	34.084	35.271	206.8	15	1'46.242	28.010	14.916	31.681	31.635	214.2
2	1'50.866	29.680	15.573	32.726	32.887	213.0	16	1'45.617	27.995	15.001	31.035	31.586	213.0
3	1'49.144	29.144	15.420	32.063	32.517	211.3	10th 31 Adrian FERNANDEZ Leopard Racing SPA						
4	1'47.629	28.589	15.169	31.614	32.257	212.5	Runs=2 Total laps=17 Full laps=14 Valid laps=14						
5	1'47.181	28.487	15.188	31.472	32.034	214.7	1	2'53.875	32.271	15.695	32.494	32.661	210.9
6	1'46.835	28.234	15.112	31.337	32.152	212.1	2	1'49.062	28.895	15.301	32.839	32.027	213.8
7	1'47.654	28.395	15.244	31.610	32.405	211.3	3	1'47.028	28.345	15.068	31.724	31.891	216.0
8	1'46.414	28.140	15.196	31.260	31.818	210.5	4	1'47.223	28.299	15.053	31.909	31.962	215.5
9	1'50.551	31.645	15.707	31.323	31.876	212.1	5	1'49.864	28.319	15.077	32.288	34.180	215.1
10	1'48.206	28.139	15.155	32.604	32.308	210.9	6	1'46.627	28.484	15.112	31.297	31.734	214.7
11	1'46.813	28.301	15.130	31.455	31.927	212.1	7	1'46.540	28.131	15.081	31.610	31.718	213.8
12	1'45.741 P	28.920	15.754	32.755	28.312	204.9	8	1'47.024	28.355	15.061	31.609	31.999	214.7
13	1'53.127	32.268	15.671	32.874	32.314	208.4	9	1'47.571	28.295	15.119	32.155	32.002	213.4
14	1'45.703	28.061	15.064	30.935	31.643	210.9	10	1'46.157	28.131	15.028	31.315	31.683	213.8
15	1'45.487	27.924	15.051	30.917	31.595	210.9	11	1'46.421	28.163	15.092	31.442	31.724	212.1
16	1'49.113	30.571	15.165	31.426	31.951	213.0	12	1'45.942 P	29.865	15.141	31.873	29.063	213.4
17	1'45.689	28.032	15.036	30.961	31.660	212.1	13	1'52.119	32.210	15.513	32.130	32.266	210.5
8th 94 Guido PINI Leopard Racing ITA							14	1'47.773	28.195	15.031	32.045	32.502	213.0
Runs=2 Total laps=17 Full laps=14 Valid laps=12							15	1'45.646	28.010	14.991	31.164	31.481	213.8
1	3'08.427	34.480	15.856	33.230	33.050	208.0	16	1'45.772	27.886	15.027	31.328	31.531	215.1
2	1'48.954	29.106	15.409	32.149	32.290	210.9	17	1'46.064	28.028	15.034	31.135	31.867	213.8
3	1'47.731	28.706	15.320	31.763	31.942	212.5	11th 64 David MUÑOZ Liqui Moly Dynavolt Int SPA						
4	1'47.283	28.511	15.225	31.612	31.935	212.5	Runs=2 Total laps=12 Full laps=9 Valid laps=8						
5	1'47.885	28.453	15.272	32.055	32.105	211.7	1	3'08.632	33.154	15.736	33.268	32.820	213.0
6	1'47.634 *	28.505	15.340	31.670 *	32.119	210.9	2	1'48.328	28.999	15.254	31.808	32.267	213.8
7	1'47.427	28.772	15.238	31.532	31.885	211.3	3	1'47.464	28.548	15.360	31.548	32.008	211.7

Fastest Lap: Maximo QUILES SPA CFMOTO Gaviota Aspar Team **1'44.833** 27.847 14.987 30.817 31.182

These data/results cannot be reproduced, stored and/or transmitted in whole or in part by any manner of electronic, mechanical, photocopying, recording, broadcasting or otherwise now known or herein after developed without the previous express consent by the copyright owner, except for reproduction in daily press and regular printed publications on sale to the public within 60 days of the event related to those data/results and always provided that copyright symbol appears together as follows below.

© MotoGP Sports Entertainment Group, 2026

Official MotoGP Timing by TISSOT

www.motogp.com

Jerez de la Frontera, Friday, April 24, 2026

Free Practice Nr. 1

Moto3™

Lap	Lap Time	T1	T2	T3	T4	Speed
4	1'46.589	28.343	15.158	31.319	31.769	213.8
5	1'49.838	29.484	15.947	32.104	32.303	212.5
6	1'47.736 *	28.222	15.101	31.867 *	32.546	216.0
7	1'44.189 P	29.284	15.512	31.796	27.597	210.1
8	2'00.187	35.990	15.852	34.948	33.397	209.7
9	1'46.505	28.192	15.151	31.526	31.636	214.2
10	1'46.266	28.054	14.995	31.424	31.793	216.0
11	1'49.782	30.540	15.705	31.931	31.606	209.3
12	1'45.744	27.967	15.091	30.995	31.691	216.8

Lap	Lap Time	T1	T2	T3	T4	Speed
8	1'47.810	28.537	15.167	31.848	32.258	214.2
9	1'47.702 *	28.539 *	15.401	31.642	32.120	210.1
10	1'47.109	28.307	15.163	31.664	31.975	213.0
11	1'42.658 P	28.428	15.219	31.583	27.428	212.1
12	1'51.990	32.220	15.297	32.080	32.393	213.4
13	1'46.412	28.302	14.972	31.340	31.798	215.5
14	1'46.474	28.228	15.128	31.261	31.857	213.4
15	1'46.246	28.097	15.037	31.556	31.556	215.5
16	1'45.863	28.057	14.968	31.178	31.660	215.5

12th	19	Scott OGDEN	CIP Green Power	GBR		
Runs=2	Total laps=15	Full laps=12	Valid laps=11			
1	3'01.074	32.146	15.578	32.655	33.046	210.1
2	1'49.050	29.110	15.500	31.942	32.498	211.3
3	1'48.270	28.761	15.367	31.720	32.422	212.5
4	1'47.592	28.589	15.351	31.609	32.043	212.1
5	1'47.572	28.359	15.268	31.810	32.135	213.4
6	1'48.303 *	28.348	15.226	32.276 *	32.453	215.1
7	1'46.882	28.451	15.204	31.287	31.940	213.4
8	1'49.548	28.315	15.132	32.029	34.072	215.1
9	1'43.164 P	28.528 *	15.230	31.776	27.630	212.1
10	1'50.523	31.344	15.344	31.735	32.100	210.9
11	1'53.564	28.385	15.209	36.143	33.827	212.1
12	1'46.399	28.321	15.112	31.312	31.654	213.8
13	1'45.881	28.055	15.081	31.082	31.663	212.1
14	1'48.237	28.063	14.982	31.963	33.229	214.7
15	1'45.837	28.143	15.075	31.040	31.579	213.0

15th	27	Rico SALMELA	Red Bull KTM Tech3	FIN		
Runs=2	Total laps=16	Full laps=13	Valid laps=13			
1	2'37.793	33.556	15.931	33.698	34.041	209.7
2	1'52.883	30.482	15.787	33.186	33.428	210.5
3	1'49.940	29.283	15.411	32.493	32.753	213.8
4	1'49.068	29.117	15.394	32.086	32.471	212.1
5	1'47.930	28.739	15.270	31.820	32.101	213.0
6	1'47.656	28.465	15.236	31.823	32.132	213.0
7	1'47.854	28.517	15.256	31.849	32.232	211.7
8	1'47.349	28.587	15.217	31.465	32.080	211.7
9	1'48.424	28.504	15.357	32.713	31.850	206.1
10	1'46.553	28.245	15.081	31.339	31.888	213.8
11	1'43.822 P	29.057	15.558	32.289	26.918	205.3
12	1'54.633	33.193	15.380	33.632	32.428	212.1
13	1'48.313	28.366	15.199	32.522	32.226	212.1
14	1'45.877	28.045	15.006	31.102	31.724	214.2
15	1'46.666	28.268	15.158	31.252	31.988	211.7
16	1'46.645	28.228	15.172	31.337	31.908	211.3

13th	54	Jesus RIOS	Rivacold Snipers Team	SPA		
Runs=3	Total laps=15	Full laps=10	Valid laps=10			
1	2'23.602	33.740	16.440	33.939	34.243	201.4
2	1'53.042	30.343	15.818	33.281	33.600	206.1
3	1'50.789	29.683	15.615	32.413	33.078	204.5
4	1'51.957	30.635	15.637	32.631	33.054	206.5
5	1'49.285	29.010	15.383	32.154	32.738	206.8
6	1'48.761	28.916	15.387	31.855	32.603	207.2
7	1'46.385 P	29.754	15.838	32.266	28.527	200.3
8	1'53.596	32.988	15.354	31.922	33.332	208.4
9	1'47.846	28.615	15.258	31.684	32.289	209.7
10	1'47.621	28.514	15.233	31.556	32.318	209.3
11	1'45.114 P	29.628	15.443	32.285	27.758	206.8
12	1'52.073	33.369	15.255	31.475	31.974	210.1
13	1'46.362	28.310	15.092	31.205	31.755	208.4
14	1'46.041	28.108	15.052	31.137	31.744	210.9
15	1'45.838	28.127	15.056	31.063	31.592	211.3

16th	21	Ruche MOODLEY	CODE Motorsports	RSA		
Runs=2	Total laps=16	Full laps=13	Valid laps=13			
1	2'43.630	33.294	15.990	33.356	36.143	211.7
2	1'51.268	29.661	15.574	33.018	33.015	213.8
3	1'49.350	29.094	15.359	32.061	32.836	215.1
4	1'50.268	28.972	15.358	32.061	33.877	213.0
5	1'52.394	32.065	15.453	32.147	32.729	213.8
6	1'47.753	28.735	15.172	31.688	32.158	217.3
7	1'48.708	28.560	15.262	32.978	31.908	213.8
8	1'46.725	28.454	15.091	31.389	31.791	215.5
9	1'48.692	29.630	15.086	31.760	32.216	216.0
10	1'43.615 P	28.697	15.297	32.618	27.003	213.4
11	1'54.288	33.405	15.528	33.271	32.084	210.9
12	1'46.490	28.298	15.101	31.286	31.805	213.8
13	1'46.324	28.305	15.123	31.100	31.796	212.5
14	1'46.213	28.205	15.201	31.122	31.685	211.7
15	1'46.079	28.127	15.121	31.114	31.717	212.1
16	1'47.018	28.182	15.159	31.374	32.303	212.5

14th	6	Ryusei YAMANAKA	AEON Credit - MT Helm	JPN		
Runs=2	Total laps=16	Full laps=13	Valid laps=11			
1	2'58.301	31.584	15.639	32.870	32.920	212.1
2	1'49.589	29.209	15.396	32.416	32.568	214.7
3	1'47.651	28.542	15.155	31.800	32.154	214.7
4	1'49.396	28.645	15.232	31.594	33.925	214.7
5	1'48.415	28.616	15.595	31.766	32.438	212.5
6	1'47.502 *	28.499	15.179	31.699 *	32.125	213.8
7	1'47.472	28.474	15.198	31.534	32.266	214.2

17th	8	Eddie O'SHEA	GRYD - MLav Racing	GBR		
Runs=2	Total laps=15	Full laps=12	Valid laps=12			
1	2'37.273	33.738	16.146	34.829	34.326	208.4
2	1'53.092	30.118	15.748	33.985	33.241	208.8
3	1'50.468	29.547	15.408	32.727	32.786	213.0
4	1'49.091	29.069	15.316	32.251	32.455	212.5
5	1'48.247	28.899	15.147	31.969	32.232	215.5

Fastest Lap: Maximo QUILES	SPA	CFMOTO Gaviota Aspar Team	1'44.833	27.847	14.987	30.817	31.182
-----------------------------------	-----	---------------------------	-----------------	--------	--------	--------	--------

These data/results cannot be reproduced, stored and/or transmitted in whole or in part by any manner of electronic, mechanical, photocopying, recording, broadcasting or otherwise now known or herein after developed without the previous express consent by the copyright owner, except for reproduction in daily press and regular printed publications on sale to the public within 60 days of the event related to those data/results and always provided that copyright symbol appears together as follows below.

© MotoGP Sports Entertainment Group, 2026

Official MotoGP Timing by TISSOT

www.motogp.com

Jerez de la Frontera, Friday, April 24, 2026



Free Practice Nr. 1

Moto3™

Lap	Lap Time	T1	T2	T3	T4	Speed	Lap	Lap Time	T1	T2	T3	T4	Speed
6	1'48.066	28.816	15.208	31.805	32.237	212.5	5	1'49.231	28.980	15.738	32.361	32.152	206.1
7	1'47.973	28.767	15.192	31.857	32.157	212.5	6	1'48.601 *	28.605	15.251	32.137	32.608	213.4
8	1'49.433	28.597	15.187	33.152	32.497	213.4	7	1'47.583	28.607	15.225	31.646	32.105	213.8
9	1'44.887 P	29.070	15.404	32.694	27.719	211.3	8	1'44.254 P	28.767	15.645	32.236	27.606	208.8
10	1'52.476	31.963	15.386	32.134	32.993	209.7	9	1'50.976	31.773	15.367	31.630	32.206	208.8
11	1'47.344	28.510	15.202	31.558	32.074	211.7	10	1'47.568	28.602	15.257	31.585	32.124	210.5
12	1'46.998	28.347	15.232	31.433	31.986	211.3	11	1'46.996	28.484	15.160	31.314	32.038	212.1
13	1'46.405	28.163	15.147	31.247	31.848	212.5	12	1'46.453	28.316	15.083	31.248	31.806	212.1
14	1'50.323	30.620	15.389	32.117	32.197	211.7	13	1'46.352	28.317	15.099	31.168	31.768	212.5
15	1'46.306	28.182	15.098	31.253	31.773	213.8	14	1'47.547	28.206	15.470	31.685	32.186	210.9

18th **73** **Valentin PERRONE** Red Bull KTM Tech3 ARG
Runs=2 Total laps=17 Full laps=14 Valid laps=14

1	2'51.959	33.019	15.770	32.415	33.194	209.7
2	1'48.973	29.347	15.438	31.851	32.337	210.5
3	1'47.612	28.789	15.253	31.567	32.003	212.5
4	1'47.733	28.638	15.190	31.529	32.376	216.4
5	1'50.437	28.655	15.174	34.258	32.350	212.5
6	1'46.803	28.408	15.126	31.280	31.989	212.1
7	1'46.939	28.268	15.186	31.632	31.853	214.2
8	1'46.997	28.263	15.040	31.576	32.118	215.1
9	1'46.682	28.273	15.085	31.344	31.980	214.7
10	1'47.128	28.312	15.188	31.785	31.843	210.1
11	1'46.313	28.247	15.063	31.229	31.774	213.4
12	1'42.162 P	28.501	15.309	31.687	26.665	209.7
13	1'54.513	32.843	15.422	33.867	32.381	207.6
14	1'47.311	28.347	15.164	31.761	32.039	210.5
15	1'48.392	28.343	15.238	32.901	31.910	210.9
16	1'46.785	28.414	15.182	31.336	31.853	212.1
17	1'47.033	28.333	15.216	31.491	31.993	211.3

19th **14** **Cormac BUCHANAN** CODE Motorsports NZE
Runs=2 Total laps=15 Full laps=12 Valid laps=12

1	2'42.335 *	33.220	15.848	33.472	34.514	209.3
2	1'51.968	29.633	15.542	33.639	33.154	210.9
3	1'50.213	29.323	15.464	32.691	32.735	211.7
4	1'48.825	28.987	15.310	32.104	32.424	210.9
5	1'47.847	28.650	15.322	31.714	32.161	210.1
6	1'50.493	28.484	15.258	32.618	34.133	210.5
7	1'47.893	28.800	15.240	31.692	32.161	213.4
8	1'48.022	28.636	15.301	31.649	32.436	210.1
9	1'58.944 P	41.976	16.600	32.313	28.055	209.7
10	1'53.445 *	33.934	15.433	31.893	32.185	210.1
11	1'47.191	28.460	15.317	31.419	31.995	212.1
12	1'46.824	28.266	15.190	31.264	32.104	211.3
13	1'46.316	28.146	15.171	31.308	31.691	212.5
14	1'47.509	28.231	15.260	31.943	32.075	210.5
15	1'51.231	28.380	15.351	33.671	33.829	210.1

20th **11** **Adrian CRUCES** CIP Green Power SPA
Runs=2 Total laps=16 Full laps=13 Valid laps=12

1	2'52.392	33.222	15.998	33.654	33.791	207.6
2	1'53.136	30.379	15.703	33.480	33.574	211.7
3	1'50.133	29.645	15.550	32.358	32.580	210.5
4	1'48.871	28.914	15.266	32.062	32.629	213.4

21st **13** **Hakim DANISH** AEON Credit - MT Helm MAL
Runs=2 Total laps=15 Full laps=12 Valid laps=12

1	2'49.387	32.989	15.879	33.978	33.521	213.0
2	1'50.127	29.359	15.540	32.355	32.873	211.7
3	1'48.940	29.053	15.338	32.128	32.421	216.4
4	1'48.303	28.792	15.178	31.869	32.464	217.3
5	1'47.570	28.542	14.946	31.829	32.253	218.6
6	1'47.241	28.462	14.992	31.814	31.973	216.0
7	1'47.705	28.591	15.088	31.794	32.232	212.5
8	1'48.931	29.959	15.093	31.701	32.178	213.8
9	1'46.885	28.546	15.038	31.478	31.823	212.1
10	1'46.391	28.212	15.032	31.391	31.756	210.9
11	1'46.675	28.171	14.989	31.526	31.989	214.7
12	1'43.557 P	28.877	15.231	31.742	27.707	210.1
13	1'52.560 *	33.479	15.473	31.915	31.693	209.7
14	1'47.003	28.383	14.989	31.875	31.756	214.2
15	1'46.614	28.371	15.030	31.416	31.797	214.2

22nd **67** **Casey O'GORMAN** SIC58 Squadra Corse IRL
Runs=3 Total laps=13 Full laps=8 Valid laps=8

1	2'47.537	34.008	16.080	33.461	33.634	207.2
2	1'51.260	29.394	15.531	33.491	32.844	209.7
3	1'49.535	29.629	15.410	32.074	32.422	215.1
4	1'48.151	28.707	15.322	31.753	32.369	215.1
5	1'47.551	28.490	15.172	31.827	32.062	214.7
6	1'59.407 P	28.373	15.153	44.941	30.940	214.2
7	1'53.567	33.385	15.489	32.048	32.645	209.7
8	1'48.221	28.460	15.314	32.020	32.427	209.7
9	1'47.656	28.406	15.358	31.694	32.198	208.8
10	1'47.439	28.328	15.268	31.621	32.222	210.5
11	1'46.022 P	30.917	15.469	32.172	27.464	209.3
12	1'55.145	31.959	15.493	33.106	34.587	209.3
13	1'46.458	28.149	15.286	31.179	31.844	216.0

23rd **5** **Leo RAMMERSTORFER** SIC58 Squadra Corse AUT
Runs=2 Total laps=18 Full laps=15 Valid laps=14

1	2'49.024	33.539	16.149	33.365	33.903	205.3
2	1'52.263	30.298	15.681	32.962	33.322	209.3
3	1'50.118	29.430	15.509	32.483	32.696	209.7
4	1'50.598	29.756	15.521	32.554	32.767	208.0
5	1'48.200	28.761	15.240	31.993	32.206	210.9
6	1'48.586	28.985	15.351	31.829	32.421	209.3

Fastest Lap: Maximo QUILES SPA CFMOTO Gaviota Aspar Team **1'44.833** 27.847 14.987 30.817 31.182

These data/results cannot be reproduced, stored and/or transmitted in whole or in part by any manner of electronic, mechanical, photocopying, recording, broadcasting or otherwise now known or herein after developed without the previous express consent by the copyright owner, except for reproduction in daily press and regular printed publications on sale to the public within 60 days of the event related to those data/results and always provided that copyright symbol appears together as follows below.

© MotoGP Sports Entertainment Group, 2026

Official MotoGP Timing by TISSOT

www.motogp.com

Jerez de la Frontera, Friday, April 24, 2026

Page 4 of 5

Free Practice Nr. 1

Moto3™

Lap	Lap Time	T1	T2	T3	T4	Speed	Lap	Lap Time	T1	T2	T3	T4	Speed
7	1'49.170	29.284	15.372	31.969	32.545	208.8	4	1'52.416	29.633	15.676	33.751	33.356	206.8
8	1'48.697	28.885	15.322	32.146	32.344	213.8	5	1'50.666	29.350	15.503	32.759	33.054	206.8
9	1'47.629 *	28.627 *	15.297	31.699	32.006	209.3	6	1'52.094	29.764	15.564	33.960	32.806	206.5
10	1'48.999	28.653	15.276	32.889	32.181	209.3	7	1'49.266	28.916	15.381	32.079	32.890	209.7
11	1'47.568	28.495	15.202	31.528	32.343	209.3	8	1'49.860	28.994	15.387	32.809	32.670	208.0
12	1'48.915	28.580	15.351	32.640	32.344	206.5	9	1'46.592 P	29.109	15.423	34.079	27.981	207.2
13	1'47.357	28.629	15.210	31.481	32.037	210.5	10	1'55.435	34.406	15.708	32.413	32.908	208.8
14	1'50.415	28.778	15.388	33.557	32.692	204.1	11	1'49.109	29.048	15.360	32.046	32.655	209.3
15	1'43.098 P	28.682	15.385	31.917	27.114	208.0	12	1'49.065	28.939	15.374	32.094	32.658	209.3
16	1'51.519	32.474	15.359	31.576	32.110	208.8	13	1'48.180	28.659	15.278	31.826	32.417	211.7
17	1'46.515	28.262	15.101	31.394	31.758	209.7	14	1'47.945	28.775	15.165	31.807	32.198	211.3
18	1'46.689	28.214	15.106	31.515	31.854	210.9	15	1'47.757	28.501	15.209	31.722	32.325	210.1
							16	1'48.351	28.576	15.283	31.752	32.740	208.8

24th **9** **Veda PRATAMA** Honda Team Asia INA
 Runs=2 Total laps=15 Full laps=12 Valid laps=11

1	2'37.005	34.627	16.274	34.748	34.243	206.5
2	1'52.702	30.956	15.725	32.756	33.265	210.1
3	1'49.576	29.251	15.468	32.338	32.519	211.3
4	1'48.958	29.223	15.418	31.922	32.395	211.3
5	1'47.669	28.545	15.263	31.659	32.202	211.3
6	1'47.727	28.469	15.205	31.528	32.525	211.7
7	1'47.133 *	28.374	15.177	31.407	32.175 *	212.1
8	1'44.593 P	29.118	15.337	31.701	28.437	213.4
9	1'53.932	34.598	15.334	31.688	32.312	209.7
10	1'47.080	28.460	15.132	31.383	32.105	210.9
11	1'46.808	28.374	15.139	31.294	32.001	211.7
12	1'49.338	28.883	15.396	32.788	32.271	211.3
13	1'47.073	28.355	15.266	31.396	32.056	211.3
14	1'47.121	28.353	15.161	31.533	32.074	211.7
15	1'47.325	28.638	15.292	31.355	32.040	211.7

25th **10** **Nicola CARRARO** Rivacold Snipers Team ITA
 Runs=2 Total laps=16 Full laps=13 Valid laps=12

1	3'15.016	33.668	16.093	33.853	33.741	207.2
2	1'51.455	29.758	15.741	32.902	33.054	208.0
3	1'49.720	29.312	15.589	32.294	32.525	208.4
4	1'49.458	28.776	15.402	32.584	32.696	209.7
5	1'48.650	28.802	15.405	32.072	32.371	209.7
6	1'48.487	28.775	15.443	31.922	32.347	209.3
7	1'48.759	28.850	15.474	32.086	32.349	208.4
8	1'48.635	28.873	15.509	31.924	32.329	208.8
9	1'48.504	28.759	15.469	31.930	32.346	208.4
10	1'48.318 *	28.690	15.427	31.990	32.211 *	208.4
11	1'44.062 P	28.958	15.543	32.049	27.512	208.4
12	1'55.243	33.565	15.947	33.160	32.571	206.5
13	1'47.847	28.793	15.389	31.692	31.973	209.3
14	1'47.578	28.585	15.306	31.753	31.934	209.3
15	1'47.316	28.488	15.281	31.636	31.911	209.7
16	1'47.547	28.413	15.365	31.689	32.080	208.0

26th **32** **Zen MITANI** Honda Team Asia JPN
 Runs=2 Total laps=16 Full laps=13 Valid laps=13

1	2'23.344	36.094	16.580	34.509	34.575	196.0
2	1'53.972	30.717	15.938	33.284	34.033	208.4
3	1'51.909	29.836	15.638	32.947	33.488	208.4

Fastest Lap: Maximo QUILES SPA CFMOTO Gaviota Aspar Team **1'44.833** 27.847 14.987 30.817 31.182

These data/results cannot be reproduced, stored and/or transmitted in whole or in part by any manner of electronic, mechanical, photocopying, recording, broadcasting or otherwise now known or herein after developed without the previous express consent by the copyright owner, except for reproduction in daily press and regular printed publications on sale to the public within 60 days of the event related to those data/results and always provided that copyright symbol appears together as follows below.

© MotoGP Sports Entertainment Group, 2026

Official MotoGP Timing by **TISSOT**

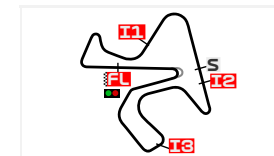
www.motogp.com

Jerez de la Frontera, Friday, April 24, 2026

Page 5 of 5

BEST PARTIAL TIMES

ESTRELLA GALICIA O,O GRAND PRIX OF SPAIN
FREE PRACTICE NR. 1



Circuito de Jerez - Ángel Nieto 4423 m.

IT Ideal Lap Time, sum of the best partial times

BT Best Lap Time

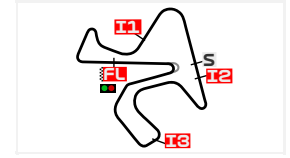
Pos	T1		T2		T3		T4		Pos	Rider	IT	BT	
	Rider	Time	Rider	Time	Rider	Time	Rider	Time					
1	M.QUILES	27.817	M.MORELLI	14.868	M.BERTELLE	30.758	M.QUILES	31.182	1	M.QUILES	1'44.715	1'44.833	(1)
2	J.ESTEBAN	27.835	M.QUILES	14.899	M.QUILES	30.817	M.MORELLI	31.316	2	M.MORELLI	1'45.036	1'45.316	(3)
3	M.MORELLI	27.854	B.URIARTE	14.905	J.ESTEBAN	30.893	M.BERTELLE	31.390	3	A.CARPE	1'45.214	1'45.370	(5)
4	A.FERNANDEZ	27.886	H.DANISH	14.946	B.URIARTE	30.904	D.ALMANSA	31.432	4	M.BERTELLE	1'45.228	1'45.228	(2)
5	A.CARPE	27.906	A.CARPE	14.952	A.CARPE	30.912	A.CARPE	31.444	5	J.ESTEBAN	1'45.342	1'45.342	(4)
6	J.KELSO	27.924	R.YAMANAKA	14.968	J.KELSO	30.917	G.PINI	31.473	6	B.URIARTE	1'45.375	1'45.547	(9)
7	G.PINI	27.937	D.ALMANSA	14.971	G.PINI	30.974	A.FERNANDEZ	31.481	7	D.ALMANSA	1'45.380	1'45.438	(6)
8	D.ALMANSA	27.941	S.OGDEN	14.982	D.MUÑOZ	30.995	R.YAMANAKA	31.556	8	G.PINI	1'45.396	1'45.545	(8)
9	D.MUÑOZ	27.967	A.FERNANDEZ	14.991	M.MORELLI	30.998	S.OGDEN	31.579	9	J.KELSO	1'45.472	1'45.487	(7)
10	B.URIARTE	27.980	D.MUÑOZ	14.995	D.ALMANSA	31.036	B.URIARTE	31.586	10	A.FERNANDEZ	1'45.493	1'45.646	(10)
11	R.SALMELA	28.045	J.ESTEBAN	15.005	S.OGDEN	31.040	J.RIOS	31.592	11	D.MUÑOZ	1'45.563	1'45.744	(11)
12	M.BERTELLE	28.047	R.SALMELA	15.006	J.RIOS	31.063	J.KELSO	31.595	12	S.OGDEN	1'45.656	1'45.837	(12)
13	S.OGDEN	28.055	G.PINI	15.012	R.MOODLEY	31.100	D.MUÑOZ	31.606	13	R.YAMANAKA	1'45.759	1'45.863	(14)
14	R.YAMANAKA	28.057	M.BERTELLE	15.033	R.SALMELA	31.102	J.ESTEBAN	31.609	14	J.RIOS	1'45.815	1'45.838	(13)
15	J.RIOS	28.108	J.KELSO	15.036	A.FERNANDEZ	31.135	R.MOODLEY	31.685	15	R.SALMELA	1'45.877	1'45.877	(15)
16	R.MOODLEY	28.127	V.PERRONE	15.040	A.CRUCES	31.168	C.BUCHANAN	31.691	16	R.MOODLEY	1'45.998	1'46.079	(16)
17	C.BUCHANAN	28.146	J.RIOS	15.052	R.YAMANAKA	31.178	R.SALMELA	31.724	17	A.CRUCES	1'46.225	1'46.352	(20)
18	C.O'GORMAN	28.149	A.CRUCES	15.083	C.O'GORMAN	31.179	H.DANISH	31.756	18	H.DANISH	1'46.264	1'46.391	(21)
19	E.O'SHEA	28.163	R.MOODLEY	15.086	V.PERRONE	31.229	L.RAMMERSTOR	31.758	19	C.BUCHANAN	1'46.272	1'46.316	(19)
20	H.DANISH	28.171	E.O'SHEA	15.098	E.O'SHEA	31.247	A.CRUCES	31.768	20	E.O'SHEA	1'46.281	1'46.306	(17)
21	A.CRUCES	28.206	L.RAMMERSTOR	15.101	C.BUCHANAN	31.264	E.O'SHEA	31.773	21	V.PERRONE	1'46.290	1'46.313	(18)
22	L.RAMMERSTOR	28.214	V.PRATAMA	15.132	V.PRATAMA	31.294	V.PERRONE	31.774	22	C.O'GORMAN	1'46.325	1'46.458	(22)
23	V.PERRONE	28.247	C.O'GORMAN	15.153	H.DANISH	31.391	C.O'GORMAN	31.844	23	L.RAMMERSTORFER	1'46.467	1'46.515	(23)
24	V.PRATAMA	28.353	Z.MITANI	15.165	L.RAMMERSTOR	31.394	N.CARRARO	31.911	24	V.PRATAMA	1'46.780	1'46.808	(24)
25	N.CARRARO	28.413	C.BUCHANAN	15.171	N.CARRARO	31.636	V.PRATAMA	32.001	25	N.CARRARO	1'47.241	1'47.316	(25)

These data/results cannot be reproduced, stored and/or transmitted in whole or in part by any manner of electronic, mechanical, photocopying, recording, broadcasting or otherwise now known or herein after developed without the previous express consent by the copyright owner, except for reproduction in daily press and regular printed publications on sale to the public within 60 days of the event related to those data/results and always provided that copyright symbol appears together as follows below.

© MotoGP Sports Entertainment Group, 2026

BEST PARTIAL TIMES

ESTRELLA GALICIA O,0 GRAND PRIX OF SPAIN
FREE PRACTICE NR. 1

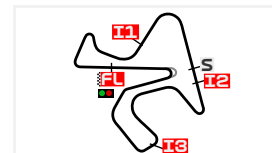


Circuito de Jerez - Ángel Nieto 4423 m.

										<i>IT</i> Ideal Lap Time, sum of the best partial times		<i>BT</i> Best Lap Time	
<i>T1</i>			<i>T2</i>		<i>T3</i>		<i>T4</i>						
<i>Pos</i>	<i>Rider</i>	<i>Time</i>	<i>Rider</i>	<i>Time</i>	<i>Rider</i>	<i>Time</i>	<i>Rider</i>	<i>Time</i>	<i>Pos</i>	<i>Rider</i>	<i>IT</i>	<i>BT</i>	
26	Z.MITANI	28.501	N.CARRARO	15.281	Z.MITANI	31.722	Z.MITANI	32.198	26	Z.MITANI	1'47.586	1'47.757 (26)	

These data/results cannot be reproduced, stored and/or transmitted in whole or in part by any manner of electronic, mechanical, photocopying, recording, broadcasting or otherwise now known or herein after developed without the previous express consent by the copyright owner, except for reproduction in daily press and regular printed publications on sale to the public within 60 days of the event related to those data/results and always provided that copyright symbol appears together as follows below.

© MotoGP Sports Entertainment Group, 2026



Circuito de Jerez - Ángel Nieto 4423 m.

FASTEST LAPS SEQUENCE

ESTRELLA GALICIA O,O GRAND PRIX OF SPAIN

FREE PRACTICE NR. 1

Practice Time	#	Rider	Nation	Motorcycle	Time	Km/h	Rider's Lap
4'16.644	54	Jesus RIOS	SPA	HONDA	1'53.042	140.8	2
4'29.707	9	Veda PRATAMA	INA	HONDA	1'52.702	141.2	2
4'30.407	51	Brian URIARTE	SPA	KTM	1'49.424	145.5	2
4'40.932	73	Valentin PERRONE	ARG	KTM	1'48.973	146.1	2
4'47.534	28	Maximo QUILES	SPA	KTM	1'48.037	147.3	2
6'28.544	73	Valentin PERRONE	ARG	KTM	1'47.612	147.9	3
6'29.965	31	Adrian FERNANDEZ	SPA	HONDA	1'47.028	148.7	3
7'13.713	78	Joel ESTEBAN	SPA	KTM	1'47.011	148.7	3
8'19.478	28	Maximo QUILES	SPA	KTM	1'45.915	150.3	4
10'05.314	28	Maximo QUILES	SPA	KTM	1'45.836	150.4	5
11'50.937	28	Maximo QUILES	SPA	KTM	1'45.623	150.7	6
15'22.134	28	Maximo QUILES	SPA	KTM	1'45.528	150.8	8
17'07.554	28	Maximo QUILES	SPA	KTM	1'45.420	151.0	9
18'52.928	28	Maximo QUILES	SPA	KTM	1'45.374	151.1	10
32'23.277	97	Marco MORELLI	ARG	KTM	1'45.357	151.1	15
32'30.134	28	Maximo QUILES	SPA	KTM	1'45.094	151.5	14
34'14.967	28	Maximo QUILES	SPA	KTM	1'44.833	151.8	15

These data/results cannot be reproduced, stored and/or transmitted in whole or in part by any manner of electronic, mechanical, photocopying, recording, broadcasting or otherwise now known or herein after developed without the previous express consent by the copyright owner, except for reproduction in daily press and regular printed publications on sale to the public within 60 days of the event related to those data/results and always provided that copyright symbol appears together as follows below.

© MotoGP Sports Entertainment Group, 2026

Official MotoGP Timing by

www.motogp.com

Jerez de la Frontera, Friday, April 24, 2026