

Circuit de Barcelona-Catalunya 4657 m.

CLASSIFICATION

MONSTER ENERGY GRAND PRIX OF CATALONIA WARM UP

#	Rider	Nation	Team	Motorcycle	Time	Lap Total	Gap	T. Speed
1	36 Joan MIR	SPA	Honda HRC Castrol	HONDA	1'39.624	4 6		355.2
2	20 Fabio QUARTARARO	FRA	Monster Energy Yamaha MotoGP Team	YAMAHA	1'39.728	6 6	0.104 0.104	354.0
3	72 Marco BEZZECCHI	ITA	Aprilia Racing	APRILIA	1'39.775	6 6	0.151 0.047	354.0
4	37 Pedro ACOSTA	SPA	Red Bull KTM Factory Racing	KTM	1'39.850	5 6	0.226 0.075	358.8
5	23 Enea BASTIANINI	ITA	Red Bull KTM Tech3	KTM	1'39.976	4 6	0.352 0.126	357.6
6	43 Jack MILLER	AUS	Prima Pramac Yamaha MotoGP	YAMAHA	1'40.046	6 6	0.422 0.070	354.0
7	49 Fabio DI GIANNANTONIO	ITA	Pertamina Enduro VR46 Racing Team	DUCATI	1'40.072	6 6	0.448 0.026	357.6
8	25 Raul FERNANDEZ	SPA	Trackhouse MotoGP Team	APRILIA	1'40.077	6 6	0.453 0.005	354.0
9	5 Johann ZARCO	FRA	Castrol Honda LCR	HONDA	1'40.096	5 6	0.472 0.019	352.9
10	10 Luca MARINI	ITA	Honda HRC Castrol	HONDA	1'40.104	4 6	0.480 0.008	355.2
11	63 Francesco BAGNAIA	ITA	Ducati Lenovo Team	DUCATI	1'40.123	4 6	0.499 0.019	357.6
12	89 Jorge MARTIN	SPA	Aprilia Racing	APRILIA	1'40.292	6 6	0.668 0.169	354.0
13	54 Fermin ALDEGUER	SPA	BK8 Gresini Racing MotoGP	DUCATI	1'40.330	4 6	0.706 0.038	355.2
14	12 Maverick VIÑALES	SPA	Red Bull KTM Tech3	KTM	1'40.384	4 6	0.760 0.054	356.4
15	73 Alex MARQUEZ	SPA	BK8 Gresini Racing MotoGP	DUCATI	1'40.406	4 6	0.782 0.022	356.4
16	47 Augusto FERNANDEZ	SPA	Yamaha Factory Racing	YAMAHA	1'40.566	5 6	0.942 0.160	350.6
17	42 Alex RINS	SPA	Monster Energy Yamaha MotoGP Team	YAMAHA	1'40.649	6 6	1.025 0.083	351.7
18	7 Toprak RAZGATLIOGLU	TUR	Prima Pramac Yamaha MotoGP	YAMAHA	1'40.684	5 6	1.060 0.035	354.0
19	33 Brad BINDER	RSA	Red Bull KTM Factory Racing	KTM	1'40.715	5 6	1.091 0.031	357.6
20	79 Ai OGURA	JPN	Trackhouse MotoGP Team	APRILIA	1'40.916	5 6	1.292 0.201	356.4
21	11 Diogo MOREIRA	BRA	Pro Honda LCR	HONDA	1'40.922	6 6	1.298 0.006	355.2
22	21 Franco MORBIDELLI	ITA	Pertamina Enduro VR46 Racing Team	DUCATI	1'41.350	4 4	1.726 0.428	349.5

Practice condition: **Dry**

Air: 16°

Humidity: 66%

Ground: 19°

Fastest Lap:	Lap: 4	Joan MIR	1'39.624	168.2 Km/h
Best Race Lap:	2024	Pedro ACOSTA	1'39.664	168.2 Km/h
All-Time Lap Record:	2025	Alex MARQUEZ	1'37.536	171.8 Km/h

The results are provisional until the end of the limit for protest and appeals.

Time limit for protest expires 60' after publication of the results - Time: **10:05**

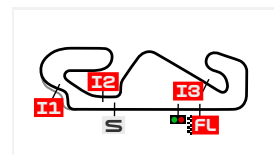
These data/results cannot be reproduced, stored and/or transmitted in whole or in part by any manner of electronic, mechanical, photocopying, recording, broadcasting or otherwise now known or herein after developed without the previous express consent by the copyright owner, except for reproduction in daily press and regular printed publications on sale to the public within 60 days of the event related to those data/results and always provided that copyright symbol appears together as follows below.

© MotoGP Sports Entertainment Group, 2026

Official MotoGP Timing by

www.motogp.com

Barcelona, Sunday, May 17, 2026



Circuit de Barcelona-Catalunya 4657 m.

TOP SPEED & AVERAGE

MONSTER ENERGY GRAND PRIX OF CATALONIA

WARM UP

#	Rider	Nation	Motorcycle	Top 5 speeds					Average	Top
37	Pedro ACOSTA	SPA	KTM	358.8	356.4	355.2	338.5	335.4	348.9	358.8
23	Enea BASTIANINI	ITA	KTM	357.6	355.2	355.2	355.2	354.0	355.4	357.6
33	Brad BINDER	RSA	KTM	357.6	356.4	352.9	351.7	345.0	352.7	357.6
49	Fabio DI GIANNANTONIO	ITA	DUCATI	357.6	349.5	346.1	342.8	336.4	346.5	357.6
63	Francesco BAGNAIA	ITA	DUCATI	357.6	356.4	356.4	355.2	352.9	355.7	357.6
12	Maverick VIÑALES	SPA	KTM	356.4	355.2	355.2	348.3	347.2	352.5	356.4
73	Alex MARQUEZ	SPA	DUCATI	356.4	355.2	354.0	354.0	352.9	354.5	356.4
79	Ai OGURA	JPN	APRILIA	356.4	351.7	350.6	348.3	348.3	351.1	356.4
10	Luca MARINI	ITA	HONDA	355.2	354.0	352.9	350.6	346.1	351.8	355.2
11	Diogo MOREIRA	BRA	HONDA	355.2	351.7	351.7	351.7	338.5	349.8	355.2
36	Joan MIR	SPA	HONDA	355.2	355.2	355.2	354.0	351.7	354.3	355.2
54	Fermin ALDEGUER	SPA	DUCATI	355.2	348.3	348.3	347.2	347.2	349.2	355.2
7	Toprak RAZGATLIOGLU	TUR	YAMAHA	354.0	352.9	352.9	347.2	345.0	350.4	354.0
20	Fabio QUARTARARO	FRA	YAMAHA	354.0	350.6	350.6	349.5	347.2	350.4	354.0
25	Raul FERNANDEZ	SPA	APRILIA	354.0	354.0	350.6	349.5	223.1	326.2	354.0
43	Jack MILLER	AUS	YAMAHA	354.0	352.9	352.9	351.7	350.6	352.4	354.0
72	Marco BEZZECCHI	ITA	APRILIA	354.0	352.9	350.6	347.2	339.6	348.9	354.0
89	Jorge MARTIN	SPA	APRILIA	354.0	352.9	351.7	348.3	226.8	326.7	354.0
5	Johann ZARCO	FRA	HONDA	352.9	351.7	349.5	349.5	223.1	325.3	352.9
42	Alex RINS	SPA	YAMAHA	351.7	348.3	346.1	342.8	339.6	345.7	351.7
47	Augusto FERNANDEZ	SPA	YAMAHA	350.6	348.3	346.1	343.9	338.5	345.5	350.6
21	Franco MORBIDELLI	ITA	DUCATI	349.5	347.2	218.1	208.8		280.9	349.5

These data/results cannot be reproduced, stored and/or transmitted in whole or in part by any manner of electronic, mechanical, photocopying, recording, broadcasting or otherwise now known or herein after developed without the previous express consent by the copyright owner, except for reproduction in daily press and regular printed publications on sale to the public within 60 days of the event related to those data/results and always provided that copyright symbol appears together as follows below.

© MotoGP Sports Entertainment Group, 2026

Official MotoGP Timing by

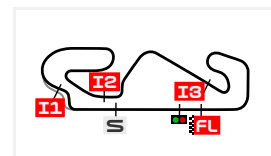
www.motogp.com

Barcelona, Sunday, May 17, 2026

CHRONOLOGICAL ANALYSIS OF PERFORMANCES

MONSTER ENERGY GRAND PRIX OF CATALONIA

WARM UP



Circuit de Barcelona-Catalunya 4657 m.

* Lap / Sector time cancelled

P Crossing the finish line in pit lane

** Tyre data subject to further updates

T1 Time from finish line to 1st intermediate

T2 Time from 1st intermed. to 2nd intermed.

T3 Time from 2nd intermed. to 3rd intermed.

T4 Time from 3rd intermediate to finish line

Lap	Lap Time	T1	T2	T3	T4	Speed	Lap	Lap Time	T1	T2	T3	T4	Speed
1st	36	Joan MIR		HONDA		SPA	3	1'40.448	16.625	33.125	19.151	31.547	355.2
		Honda HRC Castrol					4	1'41.836	16.758	33.120	19.063	32.895	335.4
		Runs=1	Total laps=6	Full laps=5	Valid laps=5		5	1'39.850	16.587	32.934	18.916	31.413	356.4
Run #	1	Front Tyre	Slick-Soft	Rear Tyre	Slick-Medium		6	1'49.511 *	16.373 *	37.257	19.972	35.909	358.8
		New Tyre		New Tyre									
1	1'57.427	19.306	35.078	19.685	32.038	222.2							
2	1'41.433	17.125	33.314	19.277	31.717	355.2							
3	1'40.046	16.771	32.807	18.942	31.526	354.0							
4	1'39.624	16.611	32.711	18.990	31.312	355.2							
5	1'39.930	16.669	32.775	19.056	31.430	355.2							
6	1'40.193	16.807	32.900	18.980	31.506	351.7							
2nd	20	Fabio QUARTARARO		YAMAHA		FRA	3	1'40.448	16.625	33.125	19.151	31.547	355.2
		Monster Energy Yamaha MotoGP Team					4	1'41.836	16.758	33.120	19.063	32.895	335.4
		Runs=1	Total laps=6	Full laps=5	Valid laps=5		5	1'39.850	16.587	32.934	18.916	31.413	356.4
Run #	1	Front Tyre	Slick-Soft	Rear Tyre	Slick-Medium		6	1'49.511 *	16.373 *	37.257	19.972	35.909	358.8
		New Tyre		New Tyre									
1	2'36.803	18.798	35.320	20.012	32.463	232.2							
2	1'41.123	17.098	33.146	19.160	31.719	347.2							
3	1'40.193	16.770	32.821	19.092	31.510	350.6							
4	1'43.901	16.827	35.724	19.574	31.776	354.0							
5	1'39.766	16.691	32.672	19.000	31.403	349.5							
6	1'39.728	16.644	32.672	18.969	31.443	350.6							
3rd	72	Marco BEZZECCHI		APRILIA		ITA	3	1'40.448	16.625	33.125	19.151	31.547	355.2
		Aprilia Racing					4	1'41.836	16.758	33.120	19.063	32.895	335.4
		Runs=1	Total laps=6	Full laps=5	Valid laps=4		5	1'39.850	16.587	32.934	18.916	31.413	356.4
Run #	1	Front Tyre	Slick-Soft	Rear Tyre	Slick-Medium		6	1'49.511 *	16.373 *	37.257	19.972	35.909	358.8
		New Tyre		New Tyre									
1	1'52.310	19.418	34.911	19.589	32.201	223.1							
2	1'41.766	17.202	33.313	19.141	32.110	339.6							
3	1'40.328	16.844	33.096	19.001	31.387	347.2							
4	1'40.392	16.754	32.924	19.082	31.632	352.9							
5	1'39.937 *	16.827	32.879	19.027 *	31.204	354.0							
6	1'39.775	16.644	32.873	19.033	31.225	350.6							
4th	37	Pedro ACOSTA		KTM		SPA	3	1'40.448	16.625	33.125	19.151	31.547	355.2
		Red Bull KTM Factory Racing					4	1'41.836	16.758	33.120	19.063	32.895	335.4
		Runs=1	Total laps=6	Full laps=5	Valid laps=4		5	1'39.850	16.587	32.934	18.916	31.413	356.4
Run #	1	Front Tyre	Slick-Medium	Rear Tyre	Slick-Medium		6	1'49.511 *	16.373 *	37.257	19.972	35.909	358.8
		8 Laps at start		New Tyre									
1	1'51.987	19.466	35.206	19.522	32.278	210.5							
2	1'41.581	17.104	33.553	19.234	31.690	338.5							
5th	23	Enea BASTIANINI		KTM		ITA	3	1'40.448	16.625	33.125	19.151	31.547	355.2
		Red Bull KTM Tech3					4	1'41.836	16.758	33.120	19.063	32.895	335.4
		Runs=1	Total laps=6	Full laps=5	Valid laps=5		5	1'39.850	16.587	32.934	18.916	31.413	356.4
Run #	1	Front Tyre	Slick-Medium	Rear Tyre	Slick-Medium		6	1'49.511 *	16.373 *	37.257	19.972	35.909	358.8
		7 Laps at start		New Tyre									
1	1'59.400	19.315	35.392	19.665	32.190	216.8							
2	1'41.105	17.117	33.346	19.080	31.562	355.2							
3	1'40.007	16.768	32.941	18.912	31.386	355.2							
4	1'39.976	16.677	32.875	18.927	31.497	355.2							
5	1'43.013	16.833	34.557	19.249	32.374	357.6							
6	1'40.442	16.754	33.001	18.993	31.694	354.0							
6th	43	Jack MILLER		YAMAHA		AUS	3	1'40.448	16.625	33.125	19.151	31.547	355.2
		Prima Pramac Yamaha MotoGP					4	1'41.836	16.758	33.120	19.063	32.895	335.4
		Runs=1	Total laps=6	Full laps=5	Valid laps=4		5	1'39.850	16.587	32.934	18.916	31.413	356.4
Run #	1	Front Tyre	Slick-Soft	Rear Tyre	Slick-Medium		6	1'49.511 *	16.373 *	37.257	19.972	35.909	358.8
		New Tyre		New Tyre									
1	1'55.725	18.832	34.926	19.771	32.470	231.2							
2	1'41.514	17.192	33.350	19.254	31.718	352.9							
3	1'40.496	16.751	33.034	19.130	31.581	354.0							
4	1'40.139 *	16.674	32.854	19.048	31.563 *	352.9							
5	1'40.178	16.826	32.843	19.055	31.454	350.6							
6	1'40.046	16.613	32.856	19.011	31.566	351.7							
7th	49	Fabio DI GIANNANTONIO		DUCATI		ITA	3	1'40.448	16.625	33.125	19.151	31.547	355.2
		Pertamina Enduro VR46 Racing Team					4	1'41.836	16.758	33.120	19.063	32.895	335.4
		Runs=1	Total laps=6	Full laps=5	Valid laps=3		5	1'39.850	16.587	32.934	18.916	31.413	356.4
Run #	1	Front Tyre	Slick-Soft	Rear Tyre	Slick-Medium		6	1'49.511 *	16.373 *	37.257	19.972	35.909	358.8
		New Tyre		5 Laps at start									
1	1'51.463	19.334	35.350	19.909	33.157	219.5							
2	1'42.328 *	17.277	33.715	19.345	31.991 *	336.4							
3	1'40.943	16.806	33.250	19.163	31.724	346.1							
4	1'40.366	16.782	33.034	19.148	31.402	342.8							
5	1'40.193 *	16.698	32.991	19.129 *	31.375	349.5							
6	1'40.072	16.504	33.012	19.082	31.474	357.6							

Fastest Lap:	Joan MIR	SPA	Honda HRC Castrol	1'39.624	16.611	32.711	18.990	31.312
---------------------	----------	-----	-------------------	-----------------	--------	--------	--------	--------

These data/results cannot be reproduced, stored and/or transmitted in whole or in part by any manner of electronic, mechanical, photocopying, recording, broadcasting or otherwise now known or herein after developed without the previous express consent by the copyright owner, except for reproduction in daily press and regular printed publications on sale to the public within 60 days of the event related to those data/results and always provided that copyright symbol appears together as follows below.

© MotoGP Sports Entertainment Group, 2026

Official MotoGP Timing by

www.motogp.com

Barcelona, Sunday, May 17, 2026

Warm Up

MotoGP™

Lap	Lap Time	T1	T2	T3	T4	Speed
8th	25	Raul FERNANDEZ		APRILIA	SPA	
		Trackhouse MotoGP Team				
		Runs=2	Total laps=6	Full laps=4	Valid laps=3	
Run #	1	Front Tyre	Slick-Soft	Rear Tyre	Slick-Soft	
		5 Laps at start		4 Laps at start		
1	2'03.324	P	20.135	35.402	20.230	46.352 213.4
Run #	2	Front Tyre	Slick-Medium	Rear Tyre	Slick-Medium	
		8 Laps at start		New Tyre		
2	2'12.886		19.042	34.348	19.635	32.078 223.1
3	1'40.962		17.117	33.275	19.138	31.432 349.5
4	1'46.760	*	17.527	37.071	19.534	32.628 350.6
5	1'40.139		16.770	32.946	19.035	31.388 354.0
6	1'40.077		16.829	32.936	18.980	31.332 354.0

9th	5	Johann ZARCO		HONDA	FRA	
		Castrol Honda LCR				
		Runs=2	Total laps=6	Full laps=4	Valid laps=4	
Run #	1	Front Tyre	Slick-Soft	Rear Tyre	Slick-Medium	
		8 Laps at start		9 Laps at start		
1	2'04.435	P	19.142	35.213	20.114	46.553 213.0
Run #	2	Front Tyre	Slick-Medium	Rear Tyre	Slick-Medium	
		4 Laps at start		New Tyre		
2	2'07.994		17.879	34.049	19.502	32.294 223.1
3	1'41.168		17.119	33.038	19.349	31.662 349.5
4	1'40.151		16.739	32.814	19.046	31.552 352.9
5	1'40.096		16.739	32.785	19.037	31.535 351.7
6	1'40.703		16.739	32.953	19.222	31.789 349.5

10th	10	Luca MARINI		HONDA	ITA	
		Honda HRC Castrol				
		Runs=1	Total laps=6	Full laps=5	Valid laps=5	
Run #	1	Front Tyre	Slick-Soft	Rear Tyre	Slick-Medium	
		New Tyre		New Tyre		
1	2'00.632		20.084	35.319	19.889	32.118 198.8
2	1'40.842		16.969	33.141	19.120	31.612 354.0
3	1'40.126		16.759	32.987	18.999	31.381 355.2
4	1'40.104		16.637	32.888	19.019	31.560 350.6
5	1'40.797		16.728	33.143	19.148	31.778 346.1
6	1'40.301		16.696	32.894	19.122	31.589 352.9

11th	63	Francesco BAGNAIA		DUCATI	ITA	
		Ducati Lenovo Team				
		Runs=1	Total laps=6	Full laps=5	Valid laps=4	
Run #	1	Front Tyre	Slick-Medium	Rear Tyre	Slick-Medium	
		New Tyre		New Tyre		
1	1'55.105		19.173	34.944	19.517	31.949 225.4
2	1'41.674		17.235	33.581	19.155	31.703 355.2
3	1'40.466		16.771	33.217	19.120	31.358 352.9
4	1'40.123		16.675	33.031	19.050	31.367 357.6
5	1'40.027	*	16.585	33.078	18.973	31.391 356.4
6	1'40.427		16.626	33.159	19.041	31.601 356.4

12th	89	Jorge MARTIN		APRILIA	SPA	
		Aprilia Racing				
		Runs=2	Total laps=6	Full laps=4	Valid laps=4	

Lap	Lap Time	T1	T2	T3	T4	Speed
Run #	1	Front Tyre	Slick-Soft	Rear Tyre	Slick-Soft	
		13 Laps at start		4 Laps at start		
1	2'03.755	P	19.437	35.637	20.067	46.441 226.8
Run #	2	Front Tyre	Slick-Soft	Rear Tyre	Slick-Medium	
		3 Laps at start		New Tyre		
2	2'21.357		18.450	34.572	19.684	33.139 217.3
3	1'40.924		16.918	33.194	19.183	31.629 352.9
4	1'40.470		16.792	33.012	19.077	31.589 348.3
5	1'40.417		16.689	33.052	19.060	31.616 351.7
6	1'40.292		16.708	32.930	19.039	31.615 354.0

13th	54	Fermin ALDEGUER		DUCATI	SPA	
		BK8 Gresini Racing MotoGP				
		Runs=1	Total laps=6	Full laps=5	Valid laps=3	
Run #	1	Front Tyre	Slick-Soft	Rear Tyre	Slick-Medium	
		New Tyre		New Tyre		
1	1'50.361		19.455	35.377	19.989	32.986 222.6
2	1'42.010		17.229	33.704	19.328	31.749 347.2
3	1'40.815		16.920	33.242	19.069	31.584 347.2
4	1'40.330		16.764	33.132	19.116	31.318 348.3
5	1'50.773	*	17.677	41.805	19.461	31.830 348.3
6	1'44.069	*	16.658	34.286	20.756	32.369 355.2

14th	12	Maverick VIÑALES		KTM	SPA	
		Red Bull KTM Tech3				
		Runs=1	Total laps=6	Full laps=5	Valid laps=4	
Run #	1	Front Tyre	Slick-Medium	Rear Tyre	Slick-Medium	
		6 Laps at start		New Tyre		
1	1'51.255		20.852	35.189	20.081	33.247 213.4
2	1'41.781		17.354	33.424	19.214	31.789 355.2
3	1'40.804		16.909	33.204	19.127	31.564 347.2
4	1'40.384		16.810	33.023	19.071	31.480 348.3
5	1'42.606	*	17.734	34.243	19.025	31.604 355.2
6	1'43.946		16.807	35.158	19.916	32.065 356.4

15th	73	Alex MARQUEZ		DUCATI	SPA	
		BK8 Gresini Racing MotoGP				
		Runs=1	Total laps=6	Full laps=5	Valid laps=5	
Run #	1	Front Tyre	Slick-Soft	Rear Tyre	Slick-Medium	
		5 Laps at start		8 Laps at start		
1	1'58.349		19.463	35.614	20.333	32.513 219.5
2	1'42.047		17.314	33.759	19.258	31.716 354.0
3	1'40.731		16.969	33.233	19.045	31.484 352.9
4	1'40.406		16.744	33.079	19.120	31.463 354.0
5	1'41.620		16.719	33.167	19.142	32.592 355.2
6	1'46.250		16.806	37.360	19.625	32.459 356.4

16th	47	Augusto FERNANDEZ		YAMAHA	SPA	
		Yamaha Factory Racing				
		Runs=1	Total laps=6	Full laps=5	Valid laps=4	
Run #	1	Front Tyre	Slick-Soft	Rear Tyre	Slick-Medium	
		New Tyre		New Tyre		
1	2'36.968		20.326	35.539	19.986	32.098 217.3
2	1'41.668		17.296	33.318	19.266	31.788 338.5
3	1'40.637		16.797	33.055	19.214	31.571 343.9
4	1'43.398		16.746	33.152	19.259	34.241 350.6

Fastest Lap:	Joan MIR	SPA	Honda HRC Castrol	1'39.624	16.611	32.711	18.990	31.312
---------------------	----------	-----	-------------------	-----------------	--------	--------	--------	--------

These data/results cannot be reproduced, stored and/or transmitted in whole or in part by any manner of electronic, mechanical, photocopying, recording, broadcasting or otherwise now known or herein after developed without the previous express consent by the copyright owner, except for reproduction in daily press and regular printed publications on sale to the public within 60 days of the event related to those data/results and always provided that copyright symbol appears together as follows below.

© MotoGP Sports Entertainment Group, 2026

Official MotoGP Timing by TISSOT

www.motogp.com

Barcelona, Sunday, May 17, 2026

Warm Up

MotoGP™

Lap	Lap Time	T1	T2	T3	T4	Speed
5	1'40.566	16.845	33.061	19.151	31.509	346.1
6	1'42.043 *	16.857	33.418 *	19.315	32.453	348.3

17th	42	Alex RINS	YAMAHA	SPA
Monster Energy Yamaha MotoGP Team				
Runs=1		Total laps=6	Full laps=5	Valid laps=3

Run #	1	Front Tyre	Slick-Soft	Rear Tyre	Slick-Medium	Speed
		New Tyre		New Tyre		
1	1'50.567	19.749	35.370	19.981	32.987	221.3
2	1'42.234 *	17.318	33.760	19.332 *	31.824	339.6
3	1'40.868	16.849	33.227	19.170	31.622	346.1
4	1'40.867	16.784	33.058	19.210	31.815	348.3
5	1'46.803 *	17.905 *	36.745	19.539	32.614	351.7
6	1'40.649	16.801	33.128	19.119	31.601	342.8

18th	7	Toprak RAZGATLIOGLU	YAMAHA	TUR
Prima Pramac Yamaha MotoGP				
Runs=1		Total laps=6	Full laps=5	Valid laps=4

Run #	1	Front Tyre	Slick-Soft	Rear Tyre	Slick-Medium	Speed
		10 Laps at start		New Tyre		
1	2'37.092	18.305	34.819	19.605	32.032	236.3
2	1'41.056	17.004	33.267	19.129	31.656	352.9
3	1'41.216 *	16.731 *	33.850	19.130	31.505	352.9
4	1'42.909	17.023	33.016	19.153	33.717	354.0
5	1'40.684	16.925	32.980	19.140	31.639	347.2
6	1'40.771	16.836	33.073	19.143	31.719	345.0

19th	33	Brad BINDER	KTM	RSA
Red Bull KTM Factory Racing				
Runs=1		Total laps=6	Full laps=5	Valid laps=4

Run #	1	Front Tyre	Slick-Medium	Rear Tyre	Slick-Medium	Speed
		8 Laps at start		New Tyre		
1	1'53.462	19.641	35.236	19.796	32.609	200.0
2	1'42.189	17.677	33.586	19.193	31.733	345.0
3	1'43.796 *	16.984	33.315	18.999	34.498 *	352.9
4	1'40.852	17.059	33.223	18.973	31.597	351.7
5	1'40.715	16.911	33.096	19.043	31.665	356.4
6	1'40.770	16.738	33.128	19.092	31.812	357.6

20th	79	Ai OGURA	APRILIA	JPN
Trackhouse MotoGP Team				
Runs=1		Total laps=6	Full laps=5	Valid laps=4

Run #	1	Front Tyre	Slick-Soft	Rear Tyre	Slick-Medium	Speed
		4 Laps at start		New Tyre		
1	2'00.981	19.204	35.612	19.921	32.660	214.2
2	1'41.953 *	17.284	33.445	19.310	31.914 *	348.3
3	1'41.364	17.109	33.248	19.280	31.727	351.7
4	1'41.052	16.927	33.323	19.234	31.568	348.3
5	1'40.916	16.868	33.243	19.099	31.706	350.6
6	1'40.922	16.819	33.230	19.213	31.660	356.4

21st	11	Diogo MOREIRA	HONDA	BRA
Pro Honda LCR				
Runs=1		Total laps=6	Full laps=5	Valid laps=4

Run #	1	Front Tyre	Slick-Soft	Rear Tyre	Slick-Medium	Speed
		8 Laps at start		New Tyre		
1	1'52.260	19.556	35.242	19.629	32.295	211.7

Lap	Lap Time	T1	T2	T3	T4	Speed
2	1'42.075	17.384	33.524	19.382	31.785	338.5
3	1'52.960 *	24.287	36.191	19.540 *	32.942	355.2
4	1'41.811	17.066	33.535	19.391	31.819	351.7
5	1'41.618	17.015	33.409	19.303	31.891	351.7
6	1'40.922	16.821	33.283	19.124	31.694	351.7

22nd	21	Franco MORBIDELLI	DUCATI	ITA
Pertamina Enduro VR46 Racing Team				
Runs=2		Total laps=4	Full laps=2	Valid laps=2

Run #	1	Front Tyre	Slick-Soft	Rear Tyre	Slick-Medium	Speed
		New Tyre		5 Laps at start		
1	2'29.732 P	19.777	37.111	20.058	52.538	208.8
		15 Laps at start		6 Laps at start		
2	5'37.312	19.781	36.264	20.237	33.094	218.1
3	1'42.734	17.298	33.919	19.356	32.161	349.5
4	1'41.350	16.906	33.292	19.267	31.885	347.2

Fastest Lap: Joan MIR SPA Honda HRC Castrol **1'39.624** 16.611 32.711 18.990 31.312

These data/results cannot be reproduced, stored and/or transmitted in whole or in part by any manner of electronic, mechanical, photocopying, recording, broadcasting or otherwise now known or herein after developed without the previous express consent by the copyright owner, except for reproduction in daily press and regular printed publications on sale to the public within 60 days of the event related to those data/results and always provided that copyright symbol appears together as follows below.

© MotoGP Sports Entertainment Group, 2026

Official MotoGP Timing by TISSOT

www.motogp.com

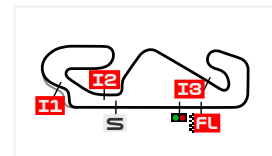
Barcelona, Sunday, May 17, 2026

Page 3 of 3

OFFICIAL STARTING GRID

MONSTER ENERGY GRAND PRIX OF CATALONIA

RACE : 24 LAPS = 111.768 KM



Circuit de Barcelona-Catalunya, 423 m.

1	1 1'38.068 37 Pedro ACOSTA KTM	2	2 1'38.301 21 Franco MORBIDELLI Ducati	3	3 1'38.342 73 Alex MARQUEZ Ducati
2	4 1'38.453 25 Raul FERNANDEZ Aprilia	5	5 1'38.474 5 Johann ZARCO Honda	6	6 1'38.477 49 Fabio DI GIANNANTONIO Ducati
3	7 1'38.511 20 Fabio QUARTARARO Yamaha	8	8 1'38.597 33 Brad BINDER KTM	9	9 1'38.652 89 Jorge MARTIN Aprilia
4	10 1'38.686 36 Joan MIR Honda	11	11 1'38.773 43 Jack MILLER Yamaha	12	12 1'38.785 72 Marco BEZZECCHI Aprilia
5	13 1'38.752 63 Francesco BAGNAIA Ducati	14	14 1'38.797 23 Enea BASTIANINI KTM	15	15 1'38.851 54 Fermin ALDEGUER Ducati
6	16 1'39.011 10 Luca MARINI Honda	17	17 1'39.071 12 Maverick VIÑALES KTM	18	18 1'39.212 79 Ai OGURA Aprilia
7	19 1'39.280 42 Alex RINS Yamaha	20	20 1'39.324 11 Diogo MOREIRA Honda	21	21 1'39.876 47 Augusto FERNANDEZ Yamaha

The results are provisional until the end of the limit for protest and appeals.

Time limit for protest expires 60' after publication of the results - **Jaume Paris** Time: **10:06**

These data/results cannot be reproduced, stored and/or transmitted in whole or in part by any manner of electronic, mechanical, photocopying, recording, broadcasting or otherwise now known or herein after developed without the previous express consent by the copyright owner, except for reproduction in daily press and regular printed publications on sale to the public within 60 days of the event related to those data/results and always provided that copyright symbol appears together as follows below.

© MotoGP Sports Entertainment Group, 2026

Official MotoGP Timing by  TISSOT

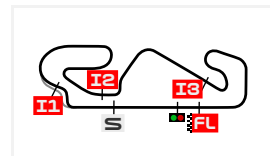
www.motogp.com

Barcelona, Sunday, May 17, 2026

OFFICIAL STARTING GRID

MONSTER ENERGY GRAND PRIX OF CATALONIA

RACE : 24 LAPS = 111.768 KM



Circuit de Barcelona-Catalunya, 4.23 m.

8

22

1'42.945

7 Toprak RAZGATLIOGLU

Yamaha

The results are provisional until the end of the limit for protest and appeals.

Time limit for protest expires 60' after publication of the results - **Jaume Paris** Time: **10:06**

These data/results cannot be reproduced, stored and/or transmitted in whole or in part by any manner of electronic, mechanical, photocopying, recording, broadcasting or otherwise now known or herein after developed without the previous express consent by the copyright owner, except for reproduction in daily press and regular printed publications on sale to the public within 60 days of the event related to those data/results and always provided that copyright symbol appears together as follows below.

© MotoGP Sports Entertainment Group, 2026

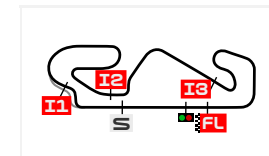
Official MotoGP Timing by  TISSOT

www.motogp.com

Barcelona, Sunday, May 17, 2026

BEST PARTIAL TIMES

MONSTER ENERGY GRAND PRIX OF CATALONIA WARM UP



Circuit de Barcelona-Catalunya#657 m.

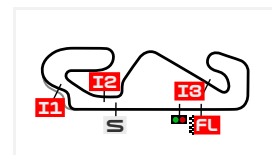
IT Ideal Lap Time, sum of the best partial times

BT Best Lap Time

Pos	T1		T2		T3		T4		Pos	Rider	IT	BT	
	Rider	Time	Rider	Time	Rider	Time	Rider	Time					
1	F.DI GIANNANT	16.504	F.QUARTARARO	32.672	E.BASTIANINI	18.912	M.BEZZECCHI	31.204	1	J.MIR	1'39.576	1'39.624	(1)
2	F.BAGNAIA	16.585	J.MIR	32.711	P.ACOSTA	18.916	J.MIR	31.312	2	F.QUARTARARO	1'39.688	1'39.728	(2)
3	P.ACOSTA	16.587	J.ZARCO	32.785	J.MIR	18.942	F.ALDEGUER	31.318	3	M.BEZZECCHI	1'39.722	1'39.775	(3)
4	J.MIR	16.611	J.MILLER	32.843	F.QUARTARAR	18.969	R.FERNANDEZ	31.332	4	E.BASTIANINI	1'39.850	1'39.976	(5)
5	J.MILLER	16.613	M.BEZZECCHI	32.873	B.BINDER	18.973	F.BAGNAIA	31.358	4	P.ACOSTA	1'39.850	1'39.850	(4)
6	L.MARINI	16.637	E.BASTIANINI	32.875	R.FERNANDEZ	18.980	F.DI GIANNANT	31.375	6	L.MARINI	1'39.905	1'40.104	(10)
7	F.QUARTARARO	16.644	L.MARINI	32.888	L.MARINI	18.999	L.MARINI	31.381	7	J.MILLER	1'39.921	1'40.046	(6)
8	M.BEZZECCHI	16.644	J.MARTIN	32.930	M.BEZZECCHI	19.001	E.BASTIANINI	31.386	8	F.DI GIANNANTONI	1'39.952	1'40.072	(7)
9	E.BASTIANINI	16.677	P.ACOSTA	32.934	J.MILLER	19.011	F.QUARTARARO	31.403	9	F.BAGNAIA	1'40.015	1'40.123	(11)
10	J.MARTIN	16.689	R.FERNANDEZ	32.936	M.VIÑALES	19.025	P.ACOSTA	31.413	10	R.FERNANDEZ	1'40.018	1'40.077	(8)
11	A.MARQUEZ	16.719	T.RAZGATLIOG	32.980	J.ZARCO	19.037	J.MILLER	31.454	11	J.ZARCO	1'40.096	1'40.096	(9)
12	B.BINDER	16.738	F.DI GIANNANT	32.991	J.MARTIN	19.039	A.MARQUEZ	31.463	12	J.MARTIN	1'40.247	1'40.292	(12)
13	J.ZARCO	16.739	M.VIÑALES	33.023	F.BAGNAIA	19.041	M.VIÑALES	31.480	13	F.ALDEGUER	1'40.283	1'40.330	(13)
14	A.FERNANDEZ	16.746	F.BAGNAIA	33.031	A.MARQUEZ	19.045	T.RAZGATLIOG	31.505	14	A.MARQUEZ	1'40.306	1'40.406	(15)
15	F.ALDEGUER	16.764	A.FERNANDEZ	33.055	F.ALDEGUER	19.069	A.FERNANDEZ	31.509	15	M.VIÑALES	1'40.335	1'40.384	(14)
16	R.FERNANDEZ	16.770	A.RINS	33.058	F.DI GIANNANT	19.082	J.ZARCO	31.535	16	B.BINDER	1'40.404	1'40.715	(19)
17	A.RINS	16.784	A.MARQUEZ	33.079	A.OGURA	19.099	A.OGURA	31.568	17	T.RAZGATLIOGLU	1'40.450	1'40.684	(18)
18	M.VIÑALES	16.807	B.BINDER	33.096	A.RINS	19.119	J.MARTIN	31.589	18	A.FERNANDEZ	1'40.461	1'40.566	(16)
19	A.OGURA	16.819	F.ALDEGUER	33.132	D.MOREIRA	19.124	B.BINDER	31.597	19	A.RINS	1'40.562	1'40.649	(17)
20	D.MOREIRA	16.821	A.OGURA	33.230	T.RAZGATLIOG	19.129	A.RINS	31.601	20	A.OGURA	1'40.716	1'40.916	(20)
21	T.RAZGATLIOG	16.836	D.MOREIRA	33.283	A.FERNANDEZ	19.151	D.MOREIRA	31.694	21	D.MOREIRA	1'40.922	1'40.922	(21)
22	F.MORBIDELLI	16.906	F.MORBIDELLI	33.292	F.MORBIDELLI	19.267	F.MORBIDELLI	31.885	22	F.MORBIDELLI	1'41.350	1'41.350	(22)

These data/results cannot be reproduced, stored and/or transmitted in whole or in part by any manner of electronic, mechanical, photocopying, recording, broadcasting or otherwise now known or herein after developed without the previous express consent by the copyright owner, except for reproduction in daily press and regular printed publications on sale to the public within 60 days of the event related to those data/results and always provided that copyright symbol appears together as follows below.

© MotoGP Sports Entertainment Group, 2026



Circuit de Barcelona-Catalunya 4657 m.

FASTEST LAPS SEQUENCE

MONSTER ENERGY GRAND PRIX OF CATALONIA WARM UP

<i>Practice Time</i>	<i>#</i>	<i>Rider</i>	<i>Nation</i>	<i>Motorcycle</i>	<i>Time</i>	<i>Km/h</i>	<i>Rider's Lap</i>
3'32.371	54	Fermin ALDEGUER	SPA	DUCATI	1'42.010	164.3	2
3'33.036	12	Maverick VIÑALES	SPA	KTM	1'41.781	164.7	2
3'33.568	37	Pedro ACOSTA	SPA	KTM	1'41.581	165.0	2
3'37.239	43	Jack MILLER	AUS	YAMAHA	1'41.514	165.1	2
3'38.860	36	Joan MIR	SPA	HONDA	1'41.433	165.2	2
3'40.505	23	Enea BASTIANINI	ITA	KTM	1'41.105	165.8	2
3'41.474	10	Luca MARINI	ITA	HONDA	1'40.842	166.2	2
5'13.186	54	Fermin ALDEGUER	SPA	DUCATI	1'40.815	166.2	3
5'13.840	12	Maverick VIÑALES	SPA	KTM	1'40.804	166.3	3
5'14.016	37	Pedro ACOSTA	SPA	KTM	1'40.448	166.9	3
5'14.404	72	Marco BEZZECCHI	ITA	APRILIA	1'40.328	167.1	3
5'18.906	36	Joan MIR	SPA	HONDA	1'40.046	167.5	3
5'20.512	23	Enea BASTIANINI	ITA	KTM	1'40.007	167.6	3
6'58.530	36	Joan MIR	SPA	HONDA	1'39.624	168.2	4

These data/results cannot be reproduced, stored and/or transmitted in whole or in part by any manner of electronic, mechanical, photocopying, recording, broadcasting or otherwise now known or herein after developed without the previous express consent by the copyright owner, except for reproduction in daily press and regular printed publications on sale to the public within 60 days of the event related to those data/results and always provided that copyright symbol appears together as follows below.

© MotoGP Sports Entertainment Group, 2026

Official MotoGP Timing by www.motogp.com

Barcelona, Sunday, May 17, 2026