

5245 m.

GRAN PREMIO D'ITALIA OAKLEY

Free Practice Nr. 2

Classification

6

		Rider	Nation	Team	Motorcycle	Time	Lap Total	Gap	Top Speed
1	40	Darryn BINDER	RSA	Petronas Sprinta Racing	HONDA	1'56.661	13 15		241.0
2	7	Dennis FOGGIA	ITA	Leopard Racing	HONDA	1'56.857	13 13	0.196 0.196	242.6
3	17	John MCPHEE	GBR	Petronas Sprinta Racing	HONDA	1'56.942	15 16	0.281 0.085	241.6
4	55	Romano FENATI	ITA	Sterilgarda Max Racing Team	HUSQVARNA	1'57.170	13 15	0.509 0.228	236.8
5	2	Gabriel RODRIGO	ARG	Indonesian Racing Gresini Moto3	HONDA	1'57.256	14 15	0.595 0.086	241.6
6	24	Tatsuki SUZUKI	JPN	SIC58 Squadra Corse	HONDA	1'57.297	12 12	0.636 0.041	243.2
7	53	Deniz ÖNCÜ	TUR	Red Bull KTM Tech 3	KTM	1'57.325	14 16	0.664 0.028	238.4
8	23	Niccolò ANTONELLI	ITA	Avintia Esponsorama Moto3	KTM	1'57.380	15 16	0.719 0.055	238.9
9	16	Andrea MIGNO	ITA	Rivacold Snipers Team	HONDA	1'57.497	17 17	0.836 0.117	238.9
10	5	Jaume MASIA	SPA	Red Bull KTM Ajo	KTM	1'57.543	9 16	0.882 0.046	236.3
11	54	Riccardo ROSSI	ITA	BOE Owlride	KTM	1'57.716	12 12	1.055 0.173	240.0
12	99	Carlos TATAY	SPA	Avintia Esponsorama Moto3	KTM	1'57.724	18 18	1.063 0.008	242.1
13	82	Stefano NEPA	ITA	BOE Owlride	KTM	1'57.749	14 14	1.088 0.025	241.6
14	50	Jason DUPASQUIER	SWI	CarXpert PruestelGP	KTM	1'57.807	15 15	1.146 0.058	242.1
15	71	Ayumu SASAKI	JPN	Red Bull KTM Tech 3	KTM	1'57.824	8 13	1.163 0.017	243.7
16	37	Pedro ACOSTA	SPA	Red Bull KTM Ajo	KTM	1'57.918	9 9	1.257 0.094	238.4
17	11	Sergio GARCIA	SPA	Valresa GASGAS Aspar Team	GASGAS	1'57.975	13 14	1.314 0.057	242.1
18	12	Filip SALAC	CZE	Rivacold Snipers Team	HONDA	1'58.016	10 12	1.355 0.041	233.2
19	22	Elia BARTOLINI	ITA	Team Bardahl VR46 Riders Acade	KTM	1'58.127	7 13	1.466 0.111	238.9
20	52	Jeremy ALCOBA	SPA	Indonesian Racing Gresini Moto3	HONDA	1'58.248	12 13	1.587 0.121	235.8
21	43	Xavier ARTIGAS	SPA	Leopard Racing	HONDA	1'58.267	13 13	1.606 0.019	237.8
22	27	Kaito TOBA	JPN	CIP Green Power	KTM	1'58.300	13 13	1.639 0.033	234.7
23	67	Alberto SURRA	ITA	Team Bardahl VR46 Riders Acade	KTM	1'58.326	9 16	1.665 0.026	236.3
24	19	Andi Farid IZDIHAR	INA	Honda Team Asia	HONDA	1'58.354	16 16	1.693 0.028	237.8
25	28	Izan GUEVARA	SPA	Valresa GASGAS Aspar Team	GASGAS	1'58.840	13 14	2.179 0.486	243.2
26	31	Adrian FERNANDEZ	SPA	Sterilgarda Max Racing Team	HUSQVARNA	1'58.877	16 16	2.216 0.037	241.6
27	6	Ryusei YAMANAKA	JPN	CarXpert PruestelGP	KTM	1'58.891	4 16	2.230 0.014	240.0
28	73	Maximilian KOFLER	AUT	CIP Green Power	KTM	1'59.080	13 13	2.419 0.189	241.6
29	20	Lorenzo FELLON	FRA	SIC58 Squadra Corse	HONDA	1'59.286	11 11	2.625 0.206	240.0
30	32	Takuma MATSUYAMA	JPN	Honda Team Asia	HONDA	1'59.481	12 13	2.820 0.195	239.4

Practice condition: **Dry**
 Air: **25°**
 Humidity: **43%**
 Ground: **43°**

Fastest Lap:	Lap: 13	Darryn BINDER	1'56.661	161.8 Km/h
Best Race Lap:	2018	Fabio DI GIANNANTONIO	1'56.628	161.8 Km/h
All Time Lap Record:	2019	Tony ARBOLINO	1'56.407	162.2 Km/h

The results are provisional until the end of the limit for protest and appeals.

Time limit for protest expires 30' after publication of the results - Time:

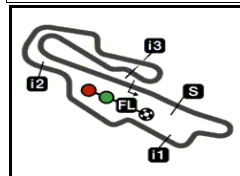
These data/results cannot be reproduced, stored and/or transmitted in whole or in part by any manner of electronic, mechanical, photocopying, recording, broadcasting or otherwise now known or herein after developed without the previous express consent by the copyright owner, except for reproduction in daily press and regular printed publications on sale to the public within 60 days of the event related to those data/results and always provided that copyright symbol appears together as follows below.

© DORNA, 2021

Official MotoGP Timing by TISSOT
 www.motogp.com

Mugello, Friday, May 28, 2021






5245 m.

GRAN PREMIO D'ITALIA OAKLEY

Free Practice Nr. 2

Combined Free Practice Times

7

	Rider	Nation	Team	MOTORCYCLE	FP1	FP2	Gap
1	40 D.BINDER	RSA	Petronas Sprinta Racing	HONDA	1'58.594 15	1'56.661 13	
2	7 D.FOGGIA	ITA	Leopard Racing	HONDA	1'58.702 14	1'56.857 13	0.196 0.196
3	17 J.MCPHEE	GBR	Petronas Sprinta Racing	HONDA	1'58.739 13	1'56.942 15	0.281 0.085
4	55 R.FENATI	ITA	Sterilgarda Max Racing Team	HUSQVARNA	1'58.219 14	1'57.170 13	0.509 0.228
5	2 G.RODRIGO	ARG	Indonesian Racing Gresini Moto3	HONDA	1'58.844 9	1'57.256 14	0.595 0.086
6	24 T.SUZUKI	JPN	SIC58 Squadra Corse	HONDA	1'59.259 12	1'57.297 12	0.636 0.041
7	53 D.ÖNCÜ	TUR	Red Bull KTM Tech 3	KTM	1'58.609 12	1'57.325 14	0.664 0.028
8	23 N.ANTONELLI	ITA	Avintia Esponsorama Moto3	KTM	1'58.580 15	1'57.380 15	0.719 0.055
9	16 A.MIGNO	ITA	Rivacold Snipers Team	HONDA	1'57.724 16	1'57.497 17	0.836 0.117
10	5 J.MASIA	SPA	Red Bull KTM Ajo	KTM	1'58.387 15	1'57.543 9	0.882 0.046
11	54 R.ROSSI	ITA	BOE Owlride	KTM	1'59.823 13	1'57.716 12	1.055 0.173
12	99 C.TATAY	SPA	Avintia Esponsorama Moto3	KTM	1'59.731 16	1'57.724 18	1.063 0.008
13	82 S.NEPA	ITA	BOE Owlride	KTM	1'59.251 11	1'57.749 14	1.088 0.025
14	50 J.DUPASQUIER	SWI	CarXpert PruestelGP	KTM	1'59.332 11	1'57.807 15	1.146 0.058
15	71 A.SASAKI	JPN	Red Bull KTM Tech 3	KTM	2'00.074 8	1'57.824 8	1.163 0.017
16	37 P.ACOSTA	SPA	Red Bull KTM Ajo	KTM	1'59.377 14	1'57.918 9	1.257 0.094
17	11 S.GARCIA	SPA	Valresa GASGAS Aspar Team	GASGAS	2'00.350 5	1'57.975 13	1.314 0.057
18	12 F.SALAC	CZE	Rivacold Snipers Team	HONDA	1'58.811 15	1'58.016 10	1.355 0.041
19	22 E.BARTOLINI	ITA	Team Bardahl VR46 Riders Academy	KTM	1'59.898 15	1'58.127 7	1.466 0.111
20	52 J.ALCOBA	SPA	Indonesian Racing Gresini Moto3	HONDA	2'00.437 16	1'58.248 12	1.587 0.121
21	43 X.ARTIGAS	SPA	Leopard Racing	HONDA	2'01.941 8	1'58.267 13	1.606 0.019
22	27 K.TOBA	JPN	CIP Green Power	KTM	1'59.557 14	1'58.300 13	1.639 0.033
23	67 A.SURRA	ITA	Team Bardahl VR46 Riders Academy	KTM	2'01.147 11	1'58.326 9	1.665 0.026
24	19 A.IZDIHAR	INA	Honda Team Asia	HONDA	2'00.098 12	1'58.354 16	1.693 0.028
25	28 I.GUEVARA	SPA	Valresa GASGAS Aspar Team	GASGAS	2'00.515 12	1'58.840 13	2.179 0.486
26	31 A.FERNANDEZ	SPA	Sterilgarda Max Racing Team	HUSQVARNA	2'01.308 16	1'58.877 16	2.216 0.037
27	6 R.YAMANAKA	JPN	CarXpert PruestelGP	KTM	2'00.523 14	1'58.891 4	2.230 0.014
28	73 M.KOFLER	AUT	CIP Green Power	KTM	2'00.650 16	1'59.080 13	2.419 0.189
29	20 L.FELLON	FRA	SIC58 Squadra Corse	HONDA	2'00.796 10	1'59.286 11	2.625 0.206
30	32 T.MATSUYAMA	JPN	Honda Team Asia	HONDA	2'01.446 13	1'59.481 12	2.820 0.195

Pole Position Record:	2019	Tony ARBOLINO	1'56.407	162.2 Km/h
Best Race Lap:	2018	Fabio DI GIANNANTONIO	1'56.628	161.8 Km/h
All Time Lap Record:	2019	Tony ARBOLINO	1'56.407	162.2 Km/h

The results are provisional until the end of the limit for protest and appeals.

Time limit for protest expires 60' after publication of the results - Time:

These data/results cannot be reproduced, stored and/or transmitted in whole or in part by any manner of electronic, mechanical, photocopying, recording, broadcasting or otherwise now known or herein after developed without the previous express consent by the copyright owner, except for reproduction in daily press and regular printed publications on sale to the public within 60 days of the event related to those data/results and always provided that copyright symbol appears together as follows below.

© DORNA, 2021

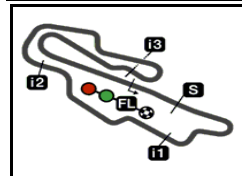
Official MotoGP Timing by TISSOT

www.motogp.com

Mugello, Friday, May 28, 2021







5245 m.

GRAN PREMIO D'ITALIA OAKLEY

Free Practice Nr. 2

Top Speed & Average

8

Rider	Nation	Motorcycle	Top 5 speeds					Average	Top
71 Ayumu SASAKI	JPN	KTM	243.7	239.4	235.8	234.7	234.2	237.0	243.7
24 Tatsuki SUZUKI	JPN	HONDA	243.2	240.5	240.0	238.9	237.8	240.1	243.2
28 Izan GUEVARA	SPA	GASGAS	243.2	241.6	241.0	241.0	240.0	241.4	243.2
7 Dennis FOGGIA	ITA	HONDA	242.6	241.0	239.4	239.4	238.4	240.2	242.6
11 Sergio GARCIA	SPA	GASGAS	242.1	240.0	239.4	237.8	237.3	239.3	242.1
50 Jason DUPASQUIER	SWI	KTM	242.1	240.0	239.4	238.4	236.8	239.3	242.1
99 Carlos TATAY	SPA	KTM	242.1	238.9	238.4	236.3	236.3	238.4	242.1
2 Gabriel RODRIGO	ARG	HONDA	241.6	237.3	236.8	235.8	234.2	237.1	241.6
17 John MCPHEE	GBR	HONDA	241.6	241.6	238.9	238.9	238.9	240.0	241.6
31 Adrian FERNANDEZ	SPA	HUSQVARNA	241.6	237.3	237.3	236.8	236.3	237.9	241.6
73 Maximilian KOFLER	AUT	KTM	241.6	238.9	238.9	236.3	236.3	238.4	241.6
82 Stefano NEPA	ITA	KTM	241.6	238.9	237.8	236.8	234.7	238.0	241.6
40 Darryn BINDER	RSA	HONDA	241.0	239.4	239.4	238.4	238.4	239.3	241.0
6 Ryusei YAMANAKA	JPN	KTM	240.0	234.7	233.7	233.2	232.2	234.8	240.0
20 Lorenzo FELLON	FRA	HONDA	240.0	239.4	236.8	235.2	234.2	237.1	240.0
54 Riccardo ROSSI	ITA	KTM	240.0	237.8	237.3	235.8	234.2	237.0	240.0
32 Takuma MATSUYAMA	JPN	HONDA	239.4	236.8	235.2	234.7	234.2	235.8	239.4
16 Andrea MIGNO	ITA	HONDA	238.9	238.4	237.8	237.3	236.3	237.3	238.9
22 Elia BARTOLINI	ITA	KTM	238.9	238.9	238.9	237.8	236.3	237.9	238.9
23 Niccolò ANTONELLI	ITA	KTM	238.9	238.4	237.8	237.3	236.8	237.7	238.9
37 Pedro ACOSTA	SPA	KTM	238.4	237.3	236.3	235.8	233.2	235.7	238.4
53 Deniz ÖNCÜ	TUR	KTM	238.4	238.4	236.8	235.2	234.7	236.4	238.4
19 Andi Farid IZDIHAR	INA	HONDA	237.8	236.3	235.8	233.2	232.2	235.1	237.8
43 Xavier ARTIGAS	SPA	HONDA	237.8	237.8	237.3	236.8	236.3	237.2	237.8
55 Romano FENATI	ITA	HUSQVARNA	236.8	236.3	236.3	236.3	235.8	236.2	236.8
5 Jaume MASIA	SPA	KTM	236.3	236.3	235.2	234.2	234.2	235.2	236.3
67 Alberto SURRA	ITA	KTM	236.3	236.3	236.3	236.3	235.8	236.2	236.3
52 Jeremy ALCOBA	SPA	HONDA	235.8	234.2	234.2	233.7	233.7	234.2	235.8
27 Kaito TOBA	JPN	KTM	234.7	234.7	234.2	233.7	233.2	234.0	234.7
12 Filip SALAC	CZE	HONDA	233.2	231.7	231.7	231.2	227.3	231.0	233.2

These data/results cannot be reproduced, stored and/or transmitted in whole or in part by any manner of electronic, mechanical, photocopying, recording, broadcasting or otherwise now known or herein after developed without the previous express consent by the copyright owner, except for reproduction in daily press and regular printed publications on sale to the public within 60 days of the event related to those data/results and always provided that copyright symbol appears together as follows below.

© DORNA, 2021

Official MotoGP Timing by TISSOT
www.motogp.com

Mugello, Friday, May 28, 2021





5245 m.

GRAN PREMIO D'ITALIA OAKLEY

Free Practice Nr. 2

Chronological Analysis of Performances

9

* Lap / Sector time cancelled **T1** Time from finish line to 1st intermediate **T3** Time from 2nd intermed. to 3rd intermed.
P Crossing the finish line in pit lane **T2** Time from 1st intermed. to 2nd intermed. **T4** Time from 3rd intermediate to finish line

Lap	Lap Time	T1	T2	T3	T4	Speed	Lap	Lap Time	T1	T2	T3	T4	Speed
1st 40 Darryn BINDER Petronas Sprinta Raci RSA							11 59.077 P 29.093 234.2						
Runs=3 Total laps=15 Full laps=7							12 2'09.697 37.068 25.036 38.616 28.977 109.5						
1	3'38.099	35.121	26.745	38.519	28.722	141.1	13	1'57.183	28.185	24.054	36.801	28.143	237.3
2	1'58.500	28.720	24.586	37.154	28.040	235.8	14	1'57.134	28.182	24.159	36.795	27.998	238.9
3	1'57.833	28.269	24.449	37.166	27.949	239.4	15	1'56.942	28.120	24.082	36.868	27.872	237.3
4	2'04.382 *	28.531	24.604	41.896*	29.351	241.0	16	2'01.349	28.119	24.509	39.977	28.744	241.6
5	1'58.430	28.444	24.521	37.245	28.220	238.4	4th 55 Romano FENATI Sterilgarda Max Racin ITA						
6	1'58.020	28.277	24.446	37.124	28.173	238.4	Runs=3 Total laps=15 Full laps=9						
7	1'57.770 *	28.244	24.294	37.105*	28.127	237.3	1	3'35.309	35.262	26.028	38.066	28.730	151.0
8	58.322 P	28.301				239.4	2	1'58.969	28.625	24.666	37.178	28.500	232.7
9	2'10.549 *	37.135	26.393	38.279	28.742*	145.5	3	1'59.890	28.737	24.826	37.721	28.606	235.8
10	2'00.191 *	28.952	24.872	37.724	28.643*	231.2	4	2'00.435	28.636	25.562	37.836	28.401	236.3
11	1'03.337 P	31.364				229.2	5	1'58.575 *	28.569	24.447	37.113*	28.446	236.3
12	2'02.314	31.540	24.645	37.404	28.725	165.8	6	1'58.649	28.532	24.501	37.142	28.474	235.8
13	1'56.661	28.061	24.048	36.622	27.930	236.3	7	57.090 P	28.700				236.8
14	2'01.625	31.389	24.743	37.239	28.254	230.7	8	2'05.481	32.042	24.490	40.255	28.694	159.5
15	1'57.834	28.208	24.268	37.283	28.075	234.7	9	1'58.120	28.588	24.291	37.020	28.221	234.2
2nd 7 Dennis FOGGIA Leopard Racing ITA							10 56.771 P 28.545 236.3						
Runs=3 Total laps=13 Full laps=8							11 2'04.846 32.877 24.784 38.693 28.492 156.9						
1	4'16.106	32.272	24.928	37.824	28.547	164.8	12	1'57.646	28.347	24.134	36.836	28.329	234.2
2	2'00.019	28.500	24.392	38.339	28.788	242.6	13	1'57.170	28.249	24.028	36.691	28.202	233.2
3	1'59.271	28.622	24.482	37.880	28.287	239.4	14	1'57.840	28.340	24.072	37.162	28.266	233.2
4	1'58.794	28.481	24.432	37.531	28.350	239.4	15	1'57.571	28.291	24.142	36.812	28.326	234.2
5	1'58.537	28.406	24.405	37.401	28.325	237.8	5th 2 Gabriel RODRIGO Indonesian Racing Gr ARG						
6	58.765 P	29.996				231.7	Runs=3 Total laps=15 Full laps=10						
7	2'05.438	33.328	25.526	38.249	28.335	165.6	1	4'44.281	41.373	28.554	41.886	30.305	117.0
8	1'57.806	28.372	24.162	37.111	28.161	237.8	2	1'59.794	28.572	24.548	37.639	29.035	237.3
9	1'57.461	28.384	24.031	36.996	28.050	237.8	3	1'58.484	28.182	24.566	37.437	28.299	241.6
10	57.217 P	29.469				236.8	4	1'58.135	28.364	24.349	37.103	28.319	233.7
11	2'08.956	35.916	25.427	38.733	28.880	143.6	5	1'57.980	28.322	24.354	37.026	28.278	233.7
12	1'57.219	28.099	24.059	36.879	28.182	241.0	6	1'58.383	28.365	24.331	37.292	28.395	233.2
13	1'56.857	28.083	24.147	36.741	27.886	238.4	7	1'58.352	28.525	24.273	37.313	28.241	234.2
3rd 17 John MCPHEE Petronas Sprinta Raci GBR							8 1'02.029 P 29.980 236.8						
Runs=3 Total laps=16 Full laps=10							9 2'04.914 * 33.722 24.960 37.738 28.494* 140.4						
1	3'36.448 *	43.099	26.356	38.372*	28.639	111.2	10	1'59.122	28.784	24.615	37.315	28.408	229.7
2	1'58.993	28.696	24.581	37.512	28.204	237.8	11	1'58.994	28.618	24.404	37.508	28.464	231.2
3	1'58.688	28.459	24.498	37.295	28.436	238.4	12	58.748 P	28.955				232.2
4	2'01.009	29.954	24.797	37.774	28.484	238.9	13	2'00.707	31.434	24.448	36.786	28.039	164.8
5	1'58.506	28.522	24.376	37.325	28.283	241.6	14	1'57.256	28.136	24.201	36.781	28.138	235.8
6	1'58.148	28.455	24.434	37.165	28.094	238.9	15	1'57.527	28.186	24.208	36.885	28.248	233.2
7	1'58.990	28.589	24.563	37.452	28.386	236.3	6th 24 Tatsuki SUZUKI SIC58 Squadra Corse JPN						
8	1'00.873 P	31.457				237.3	Runs=4 Total laps=12 Full laps=4						
9	2'09.072	36.489	25.448	38.403	28.732	161.1	1	4'42.621	37.249	25.634	43.252	30.174	122.0
10	1'59.672 *	28.640	24.469	37.791	28.772*	236.8							

Fastest Lap: Darryn BINDER Petronas Sprinta Raci RSA **1'56.661** 28.061 24.048 36.622 27.930

These data/results cannot be reproduced, stored and/or transmitted in whole or in part by any manner of electronic, mechanical, photocopying, recording, broadcasting or otherwise now known or herein after developed without the previous express consent by the copyright owner, except for reproduction in daily press and regular printed publications on sale to the public within 60 days of the event related to those data/results and always provided that copyright symbol appears together as follows below.
 © DORNA, 2021



Free Practice Nr. 2

Moto3

Lap	Lap Time	T1	T2	T3	T4	Speed	Lap	Lap Time	T1	T2	T3	T4	Speed
2	2'02.592 *	28.958	25.469*	39.100	29.065*	243.2	5	1'58.410	28.480	24.422	37.196	28.312	236.3
3	1'57.809	28.469	24.184	37.007	28.149	238.9	6	1'57.751	28.379	24.255	36.984	28.133	236.3
4	1'57.824	28.309	24.211	37.153	28.151	240.5	7	1'58.155	28.362	24.276	37.148	28.369	238.4
5	1'00.032 P	28.494				237.8	8	1'58.635	28.347	24.386	37.321	28.581	237.8
6	2'01.948 *	31.159	24.501	37.776	28.512*	163.8	9	1'58.370	28.534	24.291	37.053	28.492	232.7
7	1'57.459 *	28.250	23.973	36.928	28.308*	234.2	10	59.638 P	30.952				232.2
8	1'57.431	28.300	24.098	36.752	28.281	234.7	11	2'04.902 *	32.948	24.951	37.968	29.035*	161.4
9	57.989 P	28.310				234.2	12	1'58.982	28.741	24.407	37.284	28.550	229.2
10	2'03.188 P	33.691	25.093	37.257*	27.147	159.0	13	1'56.821 P	28.782	24.488	37.347	26.204	229.7
11	1'59.848	31.023	24.035	36.686	28.104	169.0	14	2'03.260	32.379	24.762	37.483	28.636	164.8
12	1'57.297	28.115	24.081	36.896	28.205	240.0	15	1'57.861	28.480	24.267	36.854	28.260	231.2
							16	2'01.931	30.095	26.501	36.960	28.375	232.2
							17	1'57.497	28.233	24.114	36.888	28.262	236.3

7th 53 Deniz ÖNCÜ Red Bull KTM Tech 3 TUR
Runs=3 Total laps=16 Full laps=10

1	2'13.227 *	35.933	25.495	38.065	28.949*	151.2
2	2'00.941	29.078	24.921	38.126	28.816	232.2
3	2'00.711	29.068	24.863	38.053	28.727	231.2
4	2'00.651	28.860	25.196	38.058	28.537	236.8
5	1'58.838	28.556	24.373	37.487	28.422	238.4
6	1'58.899 *	28.495	24.473	37.492*	28.439	238.4
7	56.841 P	29.062				234.2
8	2'03.491	32.432	24.778	37.681	28.600	159.7
9	1'59.415	28.833	24.467	37.520	28.595	231.7
10	1'59.604	28.818	24.562	37.626	28.598	231.7
11	58.078 P	29.881				225.0
12	2'05.310	34.381	24.966	37.611	28.352	161.1
13	1'57.701	28.372	24.183	37.009	28.137	234.7
14	1'57.325	28.260	24.093	36.752	28.220	234.2
15	1'58.295	28.238	24.332	37.427	28.298	235.2
16	1'58.682	28.508	24.328	37.392	28.454	234.7

8th 23 Niccolò ANTONELL Avintia Esponsorama ITA
Runs=3 Total laps=16 Full laps=9

1	3'04.021	34.801	25.424	38.691	28.940	148.9
2	1'59.629	28.893	24.702	37.505	28.529	234.2
3	1'58.692	28.491	24.480	37.383	28.338	236.8
4	1'59.244	28.405	24.374	37.767	28.698	238.4
5	1'58.580	28.573	24.324	37.317	28.366	237.3
6	59.907 P	29.618				225.4
7	2'05.455	34.381	24.767	37.692	28.615	151.6
8	1'59.157 *	28.616	24.480	37.451	28.610*	231.7
9	1'59.299	28.648	24.494	37.539	28.618	231.7
10	1'59.164 *	28.652	24.558	37.348	28.606*	230.7
11	58.347 P	30.099				215.5
12	2'10.554	38.606	24.919	38.282	28.747	104.7
13	1'57.962	28.307	24.317	37.115	28.223	233.7
14	1'58.689	28.678	24.504	37.234	28.273	236.8
15	1'57.380	28.152	24.115	36.992	28.121	237.8
16	1'57.448	28.201	24.161	36.991	28.095	238.9

9th 16 Andrea MIGNO Rivacold Snipers Tea ITA
Runs=3 Total laps=17 Full laps=12

1	3'38.120	32.627	25.211	38.009	28.611	161.9
2	1'58.481	28.522	24.578	37.161	28.220	237.3
3	2'01.808	29.410	25.647	38.072	28.679	238.9
4	1'59.374	28.943	24.564	37.414	28.453	234.7

10th 5 Jaume MASIA Red Bull KTM Ajo SPA
Runs=3 Total laps=16 Full laps=10

1	3'02.134	34.335	25.792	39.147	29.196	155.1
2	2'00.031	28.798	24.848	37.604	28.781	231.7
3	1'59.665	28.749	24.628	37.620	28.668	232.7
4	1'59.162 *	28.539	24.470	37.440*	28.713	232.7
5	1'59.186	28.494	24.500	37.524	28.668	234.2
6	59.311 P	29.399				233.2
7	2'07.266	34.274	25.417	38.628	28.947	151.0
8	1'57.680	28.334	24.137	36.893	28.316	232.2
9	1'57.543	28.259	24.162	36.820	28.302	232.2
10	2'06.002	29.146	29.255	38.353	29.248	232.2
11	1'57.751	28.312	24.384	36.822	28.233	236.3
12	57.389 P	28.584				233.7
13	2'26.985	33.704	37.200	44.320	31.761	164.6
14	1'58.943	28.643	24.357	37.458	28.485	235.2
15	1'58.716	28.344	24.205	37.286	28.881	234.2
16	1'57.854	28.414	24.217	37.026	28.197	236.3

11th 54 Riccardo ROSSI BOE Owlride ITA
Runs=2 Total laps=12 Full laps=6

1	4'44.725	42.436	26.815	45.094	31.759	103.4
2	2'00.942	28.865	24.831	37.921	29.325	235.8
3	2'00.128	28.757	24.820	37.856	28.695	237.3
4	2'00.748 *	28.806	24.971	38.116*	28.855	237.8
5	2'00.216	28.608	24.771	37.855	28.982	234.2
6	2'00.805 *	28.810	25.008	37.957	29.030*	228.8
7	2'00.684	28.924	24.888	37.775	29.097	227.3
8	1'00.573 P	30.845				223.1
9	2'18.385	32.520	28.089	46.150	31.626	162.1
10	2'00.718	28.437	25.041	38.428	28.812	233.7
11	1'58.107 *	28.269	24.182	36.974	28.682*	233.7
12	1'57.716	28.432	24.366	36.841	28.077	240.0

12th 99 Carlos TATAY Avintia Esponsorama SPA
Runs=2 Total laps=18 Full laps=15

1	2'28.188	33.779	26.385	38.930	29.204	156.9
2	2'00.880	29.323	25.155	37.658	28.744	231.2
3	2'00.188	28.878	24.933	37.718	28.659	233.2
4	1'59.379	28.579	24.745	37.431	28.624	236.3
5	2'00.965	29.061	25.231	38.086	28.587	238.9
6	1'59.587	28.723	24.760	37.522	28.582	236.3

Fastest Lap: Darryn BINDER Petronas Sprinta Raci RSA 1'56.661 28.061 24.048 36.622 27.930

These data/results cannot be reproduced, stored and/or transmitted in whole or in part by any manner of electronic, mechanical, photocopying, recording, broadcasting or otherwise now known or herein after developed without the previous express consent by the copyright owner, except for reproduction in daily press and regular printed publications on sale to the public within 60 days of the event related to those data/results and always provided that copyright symbol appears together as follows below.
© DORNA, 2021

Free Practice Nr. 2

Moto3

Lap	Lap Time	T1	T2	T3	T4	Speed	Lap	Lap Time	T1	T2	T3	T4	Speed
7	1'59.641	28.580	24.753	37.697	28.611	234.7	7	2'04.651	33.888	25.141	37.189	28.433	154.9
8	2'05.735	29.920	25.840	39.869	30.106	234.7	8	1'57.824	28.420	24.187	37.079	28.138	234.7
9	1'58.552 P	28.667	24.804	38.326	26.755	238.4	9	1'00.211 P	28.773				233.7
10	2'06.358 *	33.153	25.650	38.226	29.329*	156.9	10	2'11.999	32.126	25.663	43.647	30.563	160.2
11	2'01.287	28.574	24.584	39.506	28.623	231.2	11	2'01.184	29.137	25.300	38.246	28.501	232.7
12	1'58.444	28.541	24.572	37.012	28.319	231.7	12	1'58.845	28.201	24.221	37.472	28.951	239.4
13	1'58.456	28.462	24.472	37.098	28.424	233.2	13	1'57.827	28.571	24.439	36.985	27.832	243.7
14	1'58.216	28.474	24.421	36.896	28.425	232.7	16th 37 Pedro ACOSTA Red Bull KTM Ajo SPA						
15	2'05.693	28.507	26.315	39.909	30.962	232.7	Runs=2 Total laps=10 Full laps=5						
16	2'04.700	32.030	25.706	38.169	28.795	232.2	1	2'51.656 *	33.351	25.813	38.463	28.877*	155.1
17	1'59.774	28.451	24.778	37.987	28.558	232.7	2	1'59.840	28.777	24.871	37.644	28.548	233.2
18	1'57.724	28.451	24.331	36.921	28.021	242.1	3	1'59.343	28.598	24.558	37.767	28.420	235.8
13th 82 Stefano NEPA BOE Owrider ITA							4	1'59.255	28.572	24.533	37.770	28.380	236.3
Runs=5 Total laps=14 Full laps=7							5	1'58.874	28.473	24.529	37.507	28.365	237.3
1	4'44.327	36.531	26.097	44.316	30.080	139.3	6	58.767 P	29.075				238.4
2	1'59.788	28.778	24.542	37.574	28.894	238.9	7	2'07.457	34.157	25.888	38.772	28.640	149.7
3	1'58.650	28.496	24.416	37.391	28.347	241.6	8	1'58.348 *	28.383	24.455*	37.219	28.291*	232.7
4	1'58.350	28.332	24.318	37.484	28.216	237.8	9	1'57.918	28.400	24.211	37.036	28.271	233.2
5	1'58.309	28.458	24.315	37.242	28.294	236.8	PIT 28.376 24.312 37.062 1'26.650 232.2						
6	1'58.257	28.356	24.400	37.187	28.314	234.2	17th 11 Sergio GARCIA Valresa GASGAS Asp SPA						
7	58.267 P	29.352				234.7	Runs=3 Total laps=14 Full laps=8						
8	2'04.916	32.744	25.044	38.059	29.069	166.4	1	4'42.307	38.259	26.191	42.443	31.851	118.1
9	2'00.286	28.936	24.680	37.510	29.160	227.3	2	2'02.285	29.140	25.260	39.035	28.850	232.2
10	1'00.682 P	32.948				229.2	3	1'58.814	28.518	24.467	37.584	28.245	237.3
11	1'02.982 P	31.300				170.8	4	1'58.151	28.251	24.381	37.334	28.185	240.0
12	1'02.844 P	33.515				135.5	5	1'58.591 *	28.294	24.456	37.496*	28.345	239.4
13	2'04.523	32.267	24.856	38.712	28.688	165.6	6	57.275 P	28.448				237.8
14	1'57.749	28.311	24.199	36.863	28.376	233.2	7	2'04.632 *	33.409	24.819	37.765*	28.639	155.8
14th 50 Jason DUPASQUIE CarXpert PruestelGP SWI							8	1'59.422	28.814	24.498	37.600	28.510	233.2
Runs=3 Total laps=15 Full laps=7							9	1'59.318	28.728	24.579	37.563	28.448	233.2
1	4'29.631	37.911	26.701	39.075	28.989	130.2	10	57.994 P	28.925				234.7
2	1'59.594 *	28.703	24.864	37.519	28.508*	235.8	11	2'22.455	31.984	32.814	45.830	31.827	167.1
3	1'59.452	28.774	24.746	37.435	28.497	233.7	12	2'00.610	28.431	25.428	38.411	28.340	235.8
4	1'59.586	28.564	24.767	37.522	28.733	238.4	13	1'57.975	28.144	24.209	37.244	28.378	242.1
5	2'02.786	31.008	25.923	37.462	28.393	232.7	14	1'58.150	28.361	24.395	37.118	28.276	234.7
6	1'58.898	28.406	24.525	37.515	28.452	239.4	18th 12 Filip SALAC Rivacold Snipers Tea CZE						
7	57.330 P	29.016				236.8	Runs=3 Total laps=12 Full laps=4						
8	2'06.163	34.044	26.027	37.556	28.536	140.0	1	3'15.595	33.954	26.604	41.563	30.510	151.4
9	1'59.587 *	28.634	24.739	37.677	28.537*	233.2	2	2'00.496	29.183	24.716	37.813	28.784	226.4
10	2'00.093 *	28.812	24.864	37.637	28.780*	231.7	3	1'59.776	28.944	24.582	37.546	28.704	227.3
11	1'02.273 P	33.799				228.8	4	1'59.548	28.765	24.625	37.418	28.740	226.4
12	2'17.628	31.244	28.866	45.430	32.088	170.6	5	1'00.540 P	29.754				226.8
13	2'04.588	29.230	25.025	39.371	30.962	232.2	6	2'08.794	33.907	25.637	38.302	30.948	159.0
14	1'58.369	28.368	24.417	37.267	28.317	240.0	7	2'02.853 *	29.856	25.640	38.835*	28.522	225.4
15	1'57.807	28.444	24.340	37.096	27.927	242.1	8	56.986 P	28.731				231.7
15th 71 Ayumu SASAKI Red Bull KTM Tech 3 JPN							9	2'03.242 *	32.290	24.710	37.477*	28.765	167.1
Runs=3 Total laps=13 Full laps=8							10	1'58.016	28.541	24.195	37.078	28.202	231.7
1	2'13.405	34.526	25.606	38.925	29.036	150.0	11	2'02.347 *	28.657	25.002	40.243	28.445*	233.2
2	2'00.800	29.020	24.948	38.183	28.649	235.8	12	1'58.889 *	28.491	24.401*	37.379*	28.618	231.2
3	2'00.454	28.891	24.923	38.021	28.619	234.2	19th 22 Elia BARTOLINI Team Bardahl VR46 ITA						
4	2'00.819	29.003	24.852	38.172	28.792	231.2	Runs=3 Total laps=13 Full laps=8						
5	1'59.647	28.828	24.563	37.803	28.453	234.2	1	3'35.448	34.952	26.013	38.237	28.570	148.3
6	1'01.410 P	29.685				230.7							

Fastest Lap: Darryn BINDER Petronas Sprinta Raci RSA 1'56.661 28.061 24.048 36.622 27.930

These data/results cannot be reproduced, stored and/or transmitted in whole or in part by any manner of electronic, mechanical, photocopying, recording, broadcasting or otherwise now known or herein after developed without the previous express consent by the copyright owner, except for reproduction in daily press and regular printed publications on sale to the public within 60 days of the event related to those data/results and always provided that copyright symbol appears together as follows below.
© DORNA, 2021

Free Practice Nr. 2

Moto3

Lap	Lap Time	T1	T2	T3	T4	Speed	Lap	Lap Time	T1	T2	T3	T4	Speed
2	1'59.178	28.664	24.580	37.585	28.349	236.3	10	59.226 P	29.038				228.3
3	1'59.343	28.505	24.518	37.595	28.725	238.9	11	2'08.307 *	35.649	25.705	38.572*	28.381	153.1
4	2'00.940	29.194	24.856	37.941	28.949	226.4	12	2'00.776	28.501	24.252	39.129	28.894	234.2
5	1'59.466	28.614	24.388	37.288	29.176	237.8	13	1'58.300	28.481	24.330	37.178	28.311	234.7
6	1'59.627	28.566	24.455	38.103	28.503	234.2							
7	1'58.127	28.530	24.325	37.165	28.107	238.9							
8	59.973 P	29.946				235.8							
9	2'02.396	32.168	24.726	37.193	28.309	164.3							
10	56.418 P	28.497				233.7							
11	2'08.160	33.745	24.893	39.946	29.576	160.4							
12	1'59.209	28.498	24.369	38.132	28.210	236.3							
13	1'58.247	28.342	24.396	37.110	28.399	238.9							

20th 52		Jeremy ALCOBA	Indonesian Racing Gr		SPA	
Runs=2	Total laps=13	Full laps=10				
1	3'46.069	32.625	25.576	38.276	28.922	159.7
2	2'00.220	28.832	24.934	37.840	28.614	233.7
3	1'59.626	28.566	24.851	37.657	28.552	234.2
4	2'00.331	29.033	24.794	37.866	28.638	234.2
5	1'59.213	28.483	24.680	37.515	28.535	233.7
6	1'59.119	28.419	24.651	37.485	28.564	233.2
7	1'59.605	28.719	24.594	37.738	28.554	233.2
8	1'59.272	28.537	24.587	37.549	28.599	232.2
9	1'59.855	28.879	24.628	37.728	28.620	231.2
10	59.324 P	28.816				229.7
11	2'10.629	37.948	25.964	38.281	28.436	128.8
12	1'58.248	28.335	24.384	37.078	28.451	235.8
13	1'58.845	28.628	24.552	37.199	28.466	233.7

21st 43		Xavier ARTIGAS	Leopard Racing		SPA	
Runs=4	Total laps=13	Full laps=5				
1	4'35.066	41.428	26.106	40.206	28.927	121.7
2	59.757 P	29.944				236.3
3	2'04.490	32.159	25.391	38.460	28.480	162.8
4	1'59.897 *	28.625	24.841	37.755	28.676*	236.8
5	1'59.803	28.618	24.772	37.861	28.552	235.8
6	58.137 P	29.027				235.2
7	2'04.400	32.373	24.967	38.358	28.702	158.8
8	2'00.154	28.808	24.972	38.022	28.352	233.7
9	1'59.974	28.664	24.705	37.992	28.613	237.3
10	58.246 P	29.248				235.2
11	2'07.593	36.159	25.016	38.235	28.183	128.7
12	1'59.053	28.371	24.467	37.712	28.503	237.8
13	1'58.267	28.476	24.432	37.258	28.101	237.8

22nd 27		Kaito TOBA	CIP Green Power		JPN	
Runs=3	Total laps=13	Full laps=7				
1	4'17.008	37.851	26.505	41.041	29.436	115.2
2	2'00.446	29.067	24.802	37.980	28.597	233.7
3	1'59.569	28.787	24.432	37.857	28.493	234.7
4	1'59.512	28.762	24.491	37.708	28.551	233.2
5	2'00.159 *	28.693	24.683*	37.942	28.841	233.2
6	58.619 P	28.746				231.2
7	2'12.247 *	36.270	27.755	38.952*	29.270	144.1
8	1'59.504	28.904	24.745	37.367	28.488	232.2
9	1'59.447	28.772	24.401	37.624	28.650	230.7

23rd 67		Alberto SURRA	Team Bardahl VR46		ITA	
Runs=3	Total laps=16	Full laps=9				
1	3'35.710	46.285	26.361	38.213	28.712	94.8
2	1'58.623	28.512	24.563	37.366	28.182	236.3
3	1'59.818	28.622	24.518	37.909	28.769	235.2
4	1'58.988 *	28.708	24.434	37.220*	28.626	236.3
5	1'58.928	28.556	24.588	37.212	28.572	230.2
6	2'00.006	30.306	24.361	37.137	28.202	229.7
7	1'58.767	28.496	24.527	37.387	28.357	235.8
8	2'00.053 *	28.547	25.786	37.284*	28.436	236.3
9	1'58.326	28.525	24.325	37.186	28.290	236.3
10	59.052 P	29.184				230.7
11	2'03.258	32.898	24.619	37.246	28.495	158.1
12	1'58.698 P	28.579	24.459	37.567	28.093	228.3
13	2'01.811	31.861	24.346	37.144	28.460	158.3
14	1'58.565	28.552	24.319	37.092	28.602	229.2
15	1'58.893	28.577	24.419	37.295	28.602	228.8
16	1'58.930	28.593	24.478	37.207	28.652	229.7

24th 19		Andi Farid IZDIHAR	Honda Team Asia		INA	
Runs=2	Total laps=16	Full laps=11				
1	4'30.622	36.563	29.163	40.994	29.115	140.6
2	2'00.780	28.851	24.888	38.154	28.887	233.2
3	1'59.723	28.763	24.719	37.521	28.720	232.2
4	1'59.996	28.669	24.776	37.892	28.659	231.2
5	1'59.632 *	28.540	24.802*	37.728*	28.562	231.7
6	1'59.388	28.834	24.533	37.703	28.318	230.2
7	2'03.998	29.112	26.103	39.262	29.521	237.8
8	2'00.743	28.903	24.857	38.046	28.937	227.8
9	2'03.197	28.943	24.758	38.157	31.339	225.0
10	2'00.797	28.924	24.969	37.848	29.056	230.7
11	2'03.117	29.849	26.065	38.199	29.004	225.9
12	1'59.855 *	28.868	24.681	37.714	28.592*	231.2
13	59.952 P	29.288				235.8
14	2'10.258	38.853	25.214	37.494	28.697	122.8
15	1'58.605	28.577	24.519	37.243	28.266	231.2
16	1'58.354	28.246	24.405	37.277	28.426	236.3

25th 28		Izan GUEVARA	Valresa GASGAS Asp		SPA	
Runs=3	Total laps=14	Full laps=7				
1	4'42.517	38.351	26.160	43.563	30.336	148.1
2	2'01.226 *	28.801	25.175	38.402*	28.848	239.4
3	2'02.045	29.906	25.124	38.558	28.457	233.7
4	1'59.729	28.565	24.977	37.660	28.527	241.6
5	1'00.590 P	30.087				241.0
6	2'10.048	35.127	26.038	39.889	28.994	148.5
7	2'01.769 *	28.689	24.670	37.862*	30.548	236.8
8	1'59.715	28.687	24.745	37.713	28.570	236.8
9	2'00.104	28.763	24.701	37.845	28.795	234.2
10	59.027 P	30.373				232.2
11	2'18.332	32.345	31.366	42.658	31.963	165.6

Fastest Lap: Darryn BINDER Petronas Sprinta Raci RSA 1'56.661 28.061 24.048 36.622 27.930

These data/results cannot be reproduced, stored and/or transmitted in whole or in part by any manner of electronic, mechanical, photocopying, recording, broadcasting or otherwise now known or herein after developed without the previous express consent by the copyright owner, except for reproduction in daily press and regular printed publications on sale to the public within 60 days of the event related to those data/results and always provided that copyright symbol appears together as follows below.
© DORNA, 2021



Free Practice Nr. 2

Moto3

Lap	Lap Time	T1	T2	T3	T4	Speed	Lap	Lap Time	T1	T2	T3	T4	Speed	
12	2'05.036	29.430	25.161	41.808	28.637	240.0	13	1'59.080	28.718	24.621	37.469	28.272	233.7	
13	1'58.840	28.402	24.628	37.352	28.458	243.2	29th 20 Lorenzo FELLON SIC58 Squadra Corse FRA							
14	2'00.489	28.344	24.690	38.369	29.086	241.0	Runs=3 Total laps=11 Full laps=6							
26th 31 Adrian FERNANDEZ Sterilgarda Max Racin SPA							1	4'42.889	36.969	25.544	43.432	30.092	140.2	
Runs=4 Total laps=16 Full laps=8							2	2'02.795	28.849	25.456	39.270	29.220	239.4	
1	2'46.593	36.274	26.622	39.543	29.081	139.8	3	1'59.555	28.573	24.597	37.859	28.526	240.0	
2	2'01.524	28.866	25.099	38.679	28.880	234.7	4	2'00.066	28.704	24.663	37.970	28.729	235.2	
3	1'59.769	28.807	24.911	37.616	28.435	236.3	5	57.396 P	28.584				233.7	
4	1'59.738	28.556	24.826	37.774	28.582	237.3	6	2'03.559	32.229	24.709	37.944	28.677	161.6	
5	1'59.914	28.489	24.796	37.714	28.915	236.8	7	1'59.676	28.520	24.556	37.888	28.712	231.7	
6	59.461 P	29.282				237.3	8	2'00.821 P	28.867	24.772	38.638*	28.544	229.7	
7	2'04.951	32.938	25.202	37.952	28.859	160.0	9	2'05.072	34.057	24.963	37.661	28.391	164.1	
8	2'00.404	28.711	24.812	37.919	28.962	233.7	10	2'03.623	28.510	24.627	42.074	28.412	234.2	
9	2'00.390	28.771	24.641	37.816	29.162	229.7	11	1'59.286	28.470	24.856	37.391	28.569	236.8	
10	1'01.304 P	30.016				228.8	30th 32 Takuma MATSUYA Honda Team Asia JPN							
11	2'05.844	33.369	25.325	38.122	29.028	157.2	Runs=3 Total laps=13 Full laps=7							
12	2'00.902 *	28.914	24.917	38.105	28.966*	231.2	1	4'15.267	36.920	26.410	39.688	28.817	120.0	
13	1'00.164 P	29.577				229.2	2	2'01.110	28.835	24.849	38.600	28.826	234.7	
14	2'07.738	36.798	24.782	37.568	28.590	144.9	3	2'01.065	28.968	24.984	38.373	28.740	234.2	
15	2'04.111	28.552	24.758	39.988	30.813	233.2	4	2'00.474	28.773	24.923	38.149	28.629	239.4	
16	1'58.877	28.332	24.667	37.396	28.482	241.6	5	2'02.406	28.870	25.024	39.070	29.442	235.2	
27th 6 Ryusei YAMANAKA CarXpert PruestelGP JPN							6	2'02.490	29.146	25.418	38.610	29.316	228.8	
Runs=4 Total laps=16 Full laps=7							7	1'00.062 P	29.944				228.3	
1	2'46.074	35.336	25.890	38.381	29.258	141.1	8	2'10.057	34.508	26.761	40.250	28.538	141.9	
2	2'01.041	29.243	25.155	37.849	28.794	228.8	9	2'02.709	29.006	25.002	39.974	28.727	234.2	
3	1'59.848	28.799	24.673	37.735	28.641	233.7	10	2'03.222 P	29.149	25.300	40.514	28.259	231.2	
4	1'58.891	28.502	24.595	37.343	28.451	234.7	11	2'09.815	38.196	25.456	37.650	28.513	120.2	
5	1'59.399	28.543	24.662	37.411	28.783	240.0	12	1'59.481	28.629	24.637	37.733	28.482	236.8	
6	58.547 P	29.061				231.2	13	2'01.843 *	28.751	25.025*	39.498	28.569	232.7	
7	2'03.776 *	32.132	25.029*	37.867	28.748	160.7								
8	58.114 P	29.065				229.7								
9	2'04.269 *	32.169	25.099*	37.996	29.005	163.3								
10	2'00.591 *	29.090	24.760*	37.928	28.813*	225.4								
11	2'00.300 *	29.082	24.729*	37.751	28.738	227.8								
12	2'00.297	29.065	24.785	37.727	28.720	227.8								
13	58.271 P	29.243				228.8								
14	2'03.006	31.580	24.900	37.791	28.735	165.1								
15	1'59.306	28.605	24.636	37.505	28.560	232.2								
16	1'58.908	28.639	24.517	37.271	28.481	233.2								
28th 73 Maximilian KOFLER CIP Green Power AUT														
Runs=3 Total laps=13 Full laps=5														
1	4'14.752	38.240	26.488	39.385	28.705	103.4								
2	2'01.672	29.031	25.016	38.646	28.979	235.8								
3	2'00.920 *	28.868	25.113*	38.553	28.386*	238.9								
4	2'00.154	28.823	24.772	37.958	28.601	238.9								
5	2'02.943 *	29.010	25.133*	39.039*	29.761	235.2								
6	2'02.329 *	28.966	25.027	38.708*	29.628	236.3								
7	1'01.354 P	30.636				230.7								
8	2'10.786	34.726	26.673	39.932	29.455	125.1								
9	1'59.237	28.671	24.721	37.464	28.381	241.6								
10	2'01.615 P	29.589	25.112	39.272	27.642	230.7								
11	2'05.946 *	34.090	25.213	37.923*	28.720	167.4								
12	2'00.569	28.691	24.558	38.878	28.442	236.3								

Fastest Lap: Darryn BINDER Petronas Sprinta Raci RSA **1'56.661** 28.061 24.048 36.622 27.930

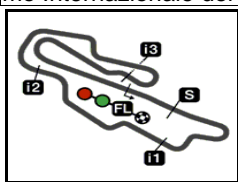
These data/results cannot be reproduced, stored and/or transmitted in whole or in part by any manner of electronic, mechanical, photocopying, recording, broadcasting or otherwise now known or herein after developed without the previous express consent by the copyright owner, except for reproduction in daily press and regular printed publications on sale to the public within 60 days of the event related to those data/results and always provided that copyright symbol appears together as follows below.
© DORNA, 2021

Official MotoGP Timing by TISSOT
www.motogp.com

Mugello, Friday, May 28, 2021

Page 5 of 5





5245 m.

GRAN PREMIO D'ITALIA OAKLEY

Free Practice Nr. 2

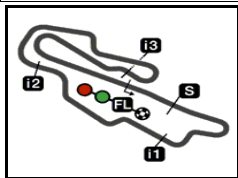
Best Partial Times

Moto3™

IT Ideal Lap Time, sum of the best partial times*BT* Best Lap Time

T1		T2		T3		T4							
Pos	Rider	Time	Rider	Time	Rider	Time	Rider	Time	Pos	Rider	IT	BT	
1	D.BINDER	28.061	T.SUZUKI	23.973	D.BINDER	36.622	A.SASAKI	27.832	1	D.BINDER	1'56.661	1'56.661	(1)
2	D.FOGGIA	28.083	R.FENATI	24.028	T.SUZUKI	36.686	J.MCPHEE	27.872	2	D.FOGGIA	1'56.741	1'56.857	(2)
3	T.SUZUKI	28.115	D.FOGGIA	24.031	R.FENATI	36.691	D.FOGGIA	27.886	3	J.MCPHEE	1'56.840	1'56.942	(3)
4	J.MCPHEE	28.119	D.BINDER	24.048	D.FOGGIA	36.741	J.DUPASQUIER	27.927	4	T.SUZUKI	1'56.878	1'57.297	(6)
5	G.RODRIGO	28.136	J.MCPHEE	24.054	D.ÖNCÜ	36.752	D.BINDER	27.930	5	G.RODRIGO	1'57.157	1'57.256	(5)
6	S.GARCIA	28.144	D.ÖNCÜ	24.093	G.RODRIGO	36.781	C.TATAY	28.021	6	R.FENATI	1'57.170	1'57.170	(4)
7	N.ANTONELLI	28.152	A.MIGNO	24.114	J.MCPHEE	36.795	G.RODRIGO	28.039	7	A.SASAKI	1'57.205	1'57.824	(15)
8	A.SASAKI	28.201	N.ANTONELLI	24.115	J.MASIA	36.820	R.ROSSI	28.077	8	D.ÖNCÜ	1'57.220	1'57.325	(7)
9	A.MIGNO	28.233	J.MASIA	24.137	R.ROSSI	36.841	N.ANTONELLI	28.095	9	A.MIGNO	1'57.334	1'57.497	(9)
10	D.ÖNCÜ	28.238	R.ROSSI	24.182	A.MIGNO	36.854	X.ARTIGAS	28.101	10	N.ANTONELLI	1'57.353	1'57.380	(8)
11	A.IZDIHAR	28.246	A.SASAKI	24.187	S.NEPA	36.863	T.SUZUKI	28.104	11	R.ROSSI	1'57.369	1'57.716	(11)
12	R.FENATI	28.249	F.SALAC	24.195	C.TATAY	36.896	E.BARTOLINI	28.107	12	J.MASIA	1'57.413	1'57.543	(10)
13	J.MASIA	28.259	S.NEPA	24.199	A.SASAKI	36.985	A.MIGNO	28.133	13	S.NEPA	1'57.589	1'57.749	(13)
14	R.ROSSI	28.269	G.RODRIGO	24.201	N.ANTONELLI	36.991	D.ÖNCÜ	28.137	14	S.GARCIA	1'57.656	1'57.975	(17)
15	S.NEPA	28.311	S.GARCIA	24.209	P.ACOSTA	37.036	A.SURRA	28.182	15	C.TATAY	1'57.699	1'57.724	(12)
16	A.FERNANDEZ	28.332	P.ACOSTA	24.211	F.SALAC	37.078	S.GARCIA	28.185	16	J.DUPASQUIE	1'57.731	1'57.807	(14)
17	J.ALCOBA	28.335	K.TOBA	24.252	J.ALCOBA	37.078	J.MASIA	28.197	17	E.BARTOLINI	1'57.884	1'58.127	(19)
18	E.BARTOLINI	28.342	A.SURRA	24.319	A.SURRA	37.092	F.SALAC	28.202	18	P.ACOSTA	1'57.894	1'57.918	(16)
19	I.GUEVARA	28.344	E.BARTOLINI	24.325	J.DUPASQUIER	37.096	R.FENATI	28.202	19	F.SALAC	1'57.966	1'58.016	(18)
20	J.DUPASQUIER	28.368	C.TATAY	24.331	E.BARTOLINI	37.110	S.NEPA	28.216	20	A.SURRA	1'58.089	1'58.326	(23)
21	X.ARTIGAS	28.371	J.DUPASQUIER	24.340	S.GARCIA	37.118	A.IZDIHAR	28.266	21	A.IZDIHAR	1'58.160	1'58.354	(24)
22	P.ACOSTA	28.376	J.ALCOBA	24.384	K.TOBA	37.178	P.ACOSTA	28.271	22	X.ARTIGAS	1'58.162	1'58.267	(21)
23	C.TATAY	28.451	A.IZDIHAR	24.405	A.IZDIHAR	37.243	M.KOFLER	28.272	23	K.TOBA	1'58.222	1'58.300	(22)
24	L.FELLON	28.470	X.ARTIGAS	24.432	X.ARTIGAS	37.258	K.TOBA	28.311	24	J.ALCOBA	1'58.233	1'58.248	(20)

These data/results cannot be reproduced, stored and/or transmitted in whole or in part by any manner of electronic, mechanical, photocopying, recording, broadcasting or otherwise now known or herein after developed without the previous express consent by the copyright owner, except for reproduction in daily press and regular printed publications on sale to the public within 60 days of the event related to those data/results and always provided that copyright symbol appears together as follows below.
© DORNA, 2021



5245 m.

GRAN PREMIO D'ITALIA OAKLEY

Free Practice Nr. 2

Best Partial Times

Moto3™

IT Ideal Lap Time, sum of the best partial times

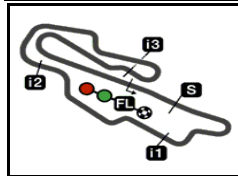
BT Best Lap Time

T1			T2			T3			T4			<i>Pos</i>	<i>Rider</i>	<i>IT</i>	<i>BT</i>
<i>Pos</i>	<i>Rider</i>	<i>Time</i>	<i>Rider</i>	<i>Time</i>	<i>Rider</i>	<i>Time</i>	<i>Rider</i>	<i>Time</i>							
25	K.TOBA	28.481	R.YAMANAKA	24.517	R.YAMANAKA	37.271	L.FELLON	28.391	25	R.YAMANAKA	1'58.741	1'58.891	(27)		
26	F.SALAC	28.491	L.FELLON	24.556	I.GUEVARA	37.352	A.FERNANDEZ	28.435	26	I.GUEVARA	1'58.781	1'58.840	(25)		
27	A.SURRA	28.496	M.KOFLER	24.558	L.FELLON	37.391	J.ALCOBA	28.436	27	A.FERNANDEZ	1'58.804	1'58.877	(26)		
28	R.YAMANAKA	28.502	I.GUEVARA	24.628	A.FERNANDEZ	37.396	R.YAMANAKA	28.451	28	L.FELLON	1'58.808	1'59.286	(29)		
29	T.MATSUYAMA	28.629	T.MATSUYAMA	24.637	M.KOFLER	37.464	I.GUEVARA	28.457	29	M.KOFLER	1'58.965	1'59.080	(28)		
30	M.KOFLER	28.671	A.FERNANDEZ	24.641	T.MATSUYAMA	37.650	T.MATSUYAMA	28.482	30	T.MATSUYAM	1'59.398	1'59.481	(30)		

These data/results cannot be reproduced, stored and/or transmitted in whole or in part by any manner of electronic, mechanical, photocopying, recording, broadcasting or otherwise now known or herein after developed without the previous express consent by the copyright owner, except for reproduction in daily press and regular printed publications on sale to the public within 60 days of the event related to those data/results and always provided that copyright symbol appears together as follows below.
© DORNA, 2021

Official MotoGP Timing by **TISSOT**
www.motogp.com






5245 m.

GRAN PREMIO D'ITALIA OAKLEY

Free Practice Nr. 2

Fastest Laps Sequence

<i>Practice Time</i>	 <i>Rider</i>	<i>Nation</i>	<i>Motorcycle</i>	<i>Time</i>	<i>Km/h</i>	<i>Rider's Lap</i>
4'14.168	53 Deniz ÖNCÜ	TUR	KTM	2'00.941	156.1	2
4'14.205	71 Ayumu SASAKI	JPN	KTM	2'00.800	156.3	2
4'51.496	37 Pedro ACOSTA	SPA	KTM	1'59.840	157.5	2
5'03.650	23 Niccolò ANTONELLI	ITA	KTM	1'59.629	157.8	2
5'34.278	55 Romano FENATI	ITA	HUSQVARNA	1'58.969	158.7	2
5'34.333	67 Alberto SURRA	ITA	KTM	1'58.623	159.1	2
5'36.599	40 Darryn BINDER	RSA	HONDA	1'58.500	159.3	2
5'36.601	16 Andrea MIGNO	ITA	HONDA	1'58.481	159.3	2
7'34.432	40 Darryn BINDER	RSA	HONDA	1'57.833	160.2	3
8'43.022	24 Tatsuki SUZUKI	JPN	HONDA	1'57.809	160.2	3
13'33.944	16 Andrea MIGNO	ITA	HONDA	1'57.751	160.3	6
20'18.236	5 Jaume MASIA	SPA	KTM	1'57.680	160.4	8
22'15.779	5 Jaume MASIA	SPA	KTM	1'57.543	160.6	9
22'59.565	7 Dennis FOGGIA	ITA	HONDA	1'57.461	160.7	9
26'21.492	24 Tatsuki SUZUKI	JPN	HONDA	1'57.431	160.7	8
35'53.651	17 John MCPHEE	GBR	HONDA	1'57.183	161.1	13
37'09.282	55 Romano FENATI	ITA	HUSQVARNA	1'57.170	161.1	13
37'12.995	40 Darryn BINDER	RSA	HONDA	1'56.661	161.8	13

These data/results cannot be reproduced, stored and/or transmitted in whole or in part by any manner of electronic, mechanical, photocopying, recording, broadcasting or otherwise now known or herein after developed without the previous express consent by the copyright owner, except for reproduction in daily press and regular printed publications on sale to the public within 60 days of the event related to those data/results and always provided that copyright symbol appears together as follows below.

© DORNA, 2021

Official MotoGP Timing by TISSOT
www.motogp.com

Mugello, Friday, May 28, 2021

