


GRAN PREMIO D'ITALIA OAKLEY

Race

Classification after 23 laps = 120.635 km

29

Pos		Rider	Nation	Team	Motorcycle	Total Time	Km/h	Gap
1	25	20 Fabio QUARTARARO	FRA	Monster Energy Yamaha MotoGP	YAMAHA	41'16.344	175.3	
2	20	88 Miguel OLIVEIRA	POR	Red Bull KTM Factory Racing	KTM	41'18.936	175.1	2.592
3	16	36 Joan MIR	SPA	Team SUZUKI ECSTAR	SUZUKI	41'19.344	175.1	3.000
4	13	5 Johann ZARCO	FRA	Pramac Racing	DUCATI	41'19.879	175.1	3.535
5	11	33 Brad BINDER	RSA	Red Bull KTM Factory Racing	KTM	41'21.247	175.0	4.903
6	10	43 Jack MILLER	AUS	Ducati Lenovo Team	DUCATI	41'22.577	174.9	6.233
7	9	41 Aleix ESPARGARO	SPA	Aprilia Racing Team Gresini	APRILIA	41'24.374	174.8	8.030
8	8	12 Maverick VIÑALES	SPA	Monster Energy Yamaha MotoGP	YAMAHA	41'33.583	174.1	17.239
9	7	9 Danilo PETRUCCI	ITA	Tech 3 KTM Factory Racing	KTM	41'39.640	173.7	23.296
10	6	46 Valentino ROSSI	ITA	Petronas Yamaha SRT	YAMAHA	41'41.490	173.6	25.146
11	5	27 Iker LECUONA	SPA	Tech 3 KTM Factory Racing	KTM	41'41.496	173.6	25.152
12	4	44 Poi ESPARGARO	SPA	Repsol Honda Team	HONDA	41'42.403	173.5	26.059
13	3	51 Michele PIRRO	ITA	Pramac Racing	DUCATI	41'42.526	173.5	26.182
14	2	73 Alex MARQUEZ	SPA	LCR Honda CASTROL	HONDA	41'45.744	173.3	29.400
15	1	32 Lorenzo SAVADORI	ITA	Aprilia Racing Team Gresini	APRILIA	41'48.722	173.1	32.378
16		21 Franco MORBIDELLI	ITA	Petronas Yamaha SRT	YAMAHA	41'54.250	172.7	37.906
17		10 Luca MARINI	ITA	SKY VR46 Avintia	DUCATI	42'06.650	171.8	50.306
Not classified								
		30 Takaaki NAKAGAMI	JPN	LCR Honda IDEMITSU	HONDA	34'13.504	174.7	4 laps
		42 Alex RINS	SPA	Team SUZUKI ECSTAR	SUZUKI	32'21.384	175.0	5 laps
		63 Francesco BAGNAIA	ITA	Ducati Lenovo Team	DUCATI	1'52.699	167.5	22 laps
		93 Marc MARQUEZ	SPA	Repsol Honda Team	HONDA	1'54.303	165.1	22 laps
Not finished first lap								
		23 Enea BASTIANINI	ITA	Avintia Esponsorama	DUCATI			

Race condition: Dry
Air: 23°
Humidity: 30%
Ground: 42°

Pole Position:		Fabio QUARTARARO	1'45.187	179.5 Km/h
Fastest Lap (New record):	Lap 2	Johann ZARCO	1'46.810	176.7 Km/h
Best Race Lap:	2013	Marc MARQUEZ	1'47.639	175.4 Km/h
All Time Lap Record:	2021	Fabio QUARTARARO	1'45.187	179.5 Km/h

13:35'07
 13:58'12
 14:00'45 Enea BASTIANINI
 14:00'58
 14:01'35 Enea BASTIANINI
 14:02'05 Enea BASTIANINI
 14:02'09 -
 14:03'17 Marc MARQUEZ
 14:04'50 Francesco BAGNAIA
 14:23'53 **Maverick VIÑALES**
 14:26'55 **Michele PIRRO**
 14:34'57 Alex RINS
 14:36'57 Takaaki NAKAGAMI

SIGHTING LAP START
WARM UP LAP START
 crashed out in warmup lap
RACE START
 starting from pit lane
 crashed out - Rider OK
No jump start
 crashed out - Rider OK
 crashed out - Rider OK
track limits warning
track limits warning
 crashed out - Rider OK
 crashed out - Rider OK

The results are provisional until the end of the limit for protest and appeals.

Time limit for protest expires 30' after publication of the results - Time:

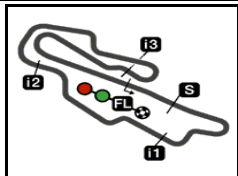
These data/results cannot be reproduced, stored and/or transmitted in whole or in part by any manner of electronic, mechanical, photocopying, recording, broadcasting or otherwise now known or herein after developed without the previous express consent by the copyright owner, except for reproduction in daily press and regular printed publications on sale to the public within 60 days of the event related to those data/results and always provided that copyright symbol appears together as follows below.

© DORNA, 2021

Official MotoGP Timing by TISSOT
 www.motogp.com

Mugello, Sunday, May 30, 2021





5245 m.

GRAN PREMIO D'ITALIA OAKLEY

MotoGP™

World Championship Classification

30

Rider		Points	Leader	Previous	QAT	DOH	POR	SPA	FRA	ITA	CAT	GER	NED	STY	AUT	GBR	ARA	RSM	JPN	THA	AUS	MAL	VAL	
1	QUARTARARO Fabio	FRA	105		11	25	25	3	16	25														
2	ZARCO Johann	FRA	81	24	24	20	20	-	8	20	13													
3	BAGNAIA Francesco	ITA	79	26	2	16	10	20	20	13	-													
4	MILLER Jack	AUS	74	31	5	7	7	-	25	25	10													
5	MIR Joan	SPA	65	40	9	13	9	16	11	-	16													
6	VIÑALES Maverick	SPA	64	41	1	25	11	5	9	6	8													
7	ESPARGARO Aleix	SPA	44	61	20	9	6	10	10	-	9													
8	BINDER Brad	RSA	35	70	9	2	8	11	-	3	11													
9	MORBIDELLI Franco	ITA	33	72	2	0	4	13	16	0	0													
10	OLIVEIRA Miguel	POR	29	76	4	3	1	0	5	-	20													
11	ESPARGARO Pol	SPA	29	76	0	8	3	-	6	8	4													
12	NAKAGAMI Takaaki	JPN	28	77	1	-	0	6	13	9	-													
13	RINS Alex	SPA	23	82	5	10	13	-	0	-	-													
14	PETRUCCI Danilo	ITA	23	82	0	-	0	3	2	11	7													
15	MARQUEZ Alex	SPA	20	85	3	-	-	8	-	10	2													
16	BASTIANINI Enea	ITA	20	85	0	6	5	7	-	2	-													
17	MARTIN Jorge	SPA	17	88	3	1	16	-	-	-	-													
18	MARQUEZ Marc	SPA	16	89	1	-	-	9	7	-	-													
19	ROSSI Valentino	ITA	15	90	1	4	0	-	0	5	6													
20	LECUONA Iker	SPA	13	92	2	0	-	1	0	7	5													
21	BRADL Stefan	GER	11	94	2	5	2	-	4	-	-													
22	MARINI Luca	ITA	9	96	2	0	0	4	1	4	0													
23	PIRRO Michele	ITA	3	102	6	-	-	-	-	-	3													
24	SAVADORI Lorenzo	ITA	3	102	0	0	0	2	0	-	1													
25	RABAT Tito	SPA	1	104	2	-	-	-	0	1	-													

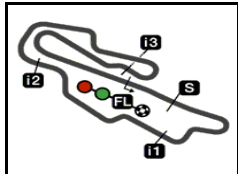
These data/results cannot be reproduced, stored and/or transmitted in whole or in part by any manner of electronic, mechanical, photocopying, recording, broadcasting or otherwise now known or herein after developed without the previous express consent by the copyright owner, except for reproduction in daily press and regular printed publications on sale to the public within 60 days of the event related to those data/results and always provided that copyright symbol appears together as follows below.
© DORNA, 2021

Official MotoGP Timing by **TISSOT**
www.motogp.com

Mugello, Sunday, May 30, 2021

Page 1 of 2





5245 m.

GRAN PREMIO D'ITALIA OAKLEY

World Championship Classification

30

Constructor	Points	Leader	Previous	QAT	DOH	POR	SPA	FRA	ITA	CAT	GER	NED	STY	AUT	GBR	ARA	RSM	JPN	THA	AUS	MAL	VAL
1 YAMAHA	132			25	25	25	16	16	25													
2 DUCATI	123	9	9	20	20	20	25	25	13													
3 SUZUKI	69	63	54	13	13	16	11	-	16													
4 KTM	58	74	11	3	8	11	5	11	20													
5 HONDA	47	85	11	8	3	9	13	10	4													
6 APRILIA	44	88	3	9	6	10	10	-	9													

Team	Points	Leader	Previous	QAT	DOH	POR	SPA	FRA	ITA	CAT	GER	NED	STY	AUT	GBR	ARA	RSM	JPN	THA	AUS	MAL	VAL
1 MONSTER ENERGY YAMAHA MOTOGP	169			36	36	30	12	22	33													
2 DUCATI LENOVO TEAM	153	16	16	23	17	20	45	38	10													
3 PRAMAC RACING	102	67	51	21	36	-	8	21	16													
4 TEAM SUZUKI ECSTAR	88	81	14	23	22	16	11	-	16													
5 RED BULL KTM FACTORY RACING	64	105	24	5	9	11	5	3	31													
6 REPSOL HONDA TEAM	52	117	12	13	5	9	13	8	4													
7 PETRONAS YAMAHA SRT	48	121	4	4	4	13	16	5	6													
8 LCR HONDA	48	121	0	-	-	14	13	19	2													
9 APRILIA RACING TEAM GRESINI	47	122	1	9	6	12	10	-	10													
10 TECH 3 KTM FACTORY RACING	36	133	11	-	-	4	2	18	12													
11 ESPONSORAMA RACING	29	140	7	6	5	11	1	6	-													

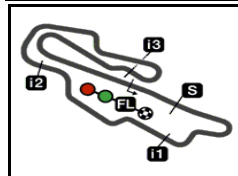
These data/results cannot be reproduced, stored and/or transmitted in whole or in part by any manner of electronic, mechanical, photocopying, recording, broadcasting or otherwise now known or herein after developed without the previous express consent by the copyright owner, except for reproduction in daily press and regular printed publications on sale to the public within 60 days of the event related to those data/results and always provided that copyright symbol appears together as follows below.
© DORNA, 2021

Official MotoGP Timing by TISSOT
www.motogp.com

Mugello, Sunday, May 30, 2021

Page 2 of 2





5245 m.

GRAN PREMIO D'ITALIA OAKLEY
Race
Lap Chart

31

Pos	1	2	3	4	5	6	7	8	9	10	11	12	13	14	15	16	17	18	19	20	21	22
Grid	20	63	5	41	43	33	88	42	36	21	93	44	12	23	30	51	10	9	46	27	32	73

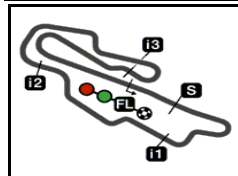


	1	63	20	5	88	43	36	42	33	41	93	21	30	51	44	9	12	27	73	32	46	10
	2	5	20	88	43	42	36	41	33	30	51	44	9	12	27	32	73	46	10	21		
	3	20	5	88	43	42	36	41	33	51	30	44	9	12	27	73	32	46	10	21		
	4	20	5	88	43	42	36	41	33	51	30	44	12	27	9	32	73	46	10	21		
	5	20	5	88	43	36	42	33	41	51	30	44	12	27	9	32	73	46	10	21		
	6	20	5	88	43	42	36	33	41	51	30	44	12	27	9	32	73	46	10	21		
	7	20	5	88	43	42	36	33	41	51	30	44	12	27	9	32	46	73	10	21		
	8	20	5	88	42	36	33	43	41	30	51	44	12	27	9	46	73	32	10	21		
	9	20	5	88	42	36	33	43	41	30	51	12	44	27	9	46	73	32	10	21		
	10	20	5	88	42	36	33	43	41	30	51	12	27	9	44	46	73	32	21	10		
L	11	20	5	88	36	42	33	43	41	30	51	12	9	27	44	46	73	32	21	10		
a	12	20	5	88	36	42	33	43	41	30	12	51	9	27	44	46	73	32	21	10		
P	13	20	5	88	36	42	33	43	41	30	12	51	9	27	44	46	73	32	21	10		
S	14	20	5	88	36	42	33	43	41	30	12	51	9	27	44	46	73	32	21	10		
	15	20	5	88	36	42	33	43	41	30	12	51	9	27	44	46	73	32	21	10		
	16	20	88	5	36	42	33	43	41	30	12	51	9	27	44	46	73	32	21	10		
	17	20	88	36	5	42	33	43	41	30	12	51	9	27	44	46	73	32	21	10		
	18	20	88	36	42	5	33	43	41	30	12	51	9	27	46	44	73	32	21	10		
	19	20	88	36	5	33	43	41	30	12	51	9	27	46	44	73	32	21	10			
	20	20	88	36	5	33	43	41	12	51	9	27	46	44	73	32	21	10				
	21	20	88	36	5	33	43	41	12	9	27	46	44	51	73	32	21	10				
	22	20	88	36	5	33	43	41	12	9	46	27	44	51	73	32	21	10				
	23	20	88	36	5	33	43	41	12	9	46	27	44	51	73	32	21	10				

Winner Lapped rider

These data/results cannot be reproduced, stored and/or transmitted in whole or in part by any manner of electronic, mechanical, photocopying, recording, broadcasting or otherwise now known or herein after developed without the previous express consent by the copyright owner, except for reproduction in daily press and regular printed publications on sale to the public within 60 days of the event related to those data/results and always provided that copyright symbol appears together as follows below.
© DORNA, 2021






5245 m.

GRAN PREMIO D'ITALIA OAKLEY

Race

Fastest Lap of Each Rider

32

	Rider	Nation	Team	Motorcycle	Time	Lap Total	Gap
1	5 Johann ZARCO	FRA	Pramac Racing	DUCATI	1'46.810	2 23	
2	20 Fabio QUARTARARO	FRA	Monster Energy Yamaha MotoGP	YAMAHA	1'46.836	8 23	0.026 0.026
3	88 Miguel OLIVEIRA	POR	Red Bull KTM Factory Racing	KTM	1'46.917	3 23	0.107 0.081
4	33 Brad BINDER	RSA	Red Bull KTM Factory Racing	KTM	1'46.993	4 23	0.183 0.076
5	36 Joan MIR	SPA	Team SUZUKI ECSTAR	SUZUKI	1'47.028	4 23	0.218 0.035
6	42 Alex RINS	SPA	Team SUZUKI ECSTAR	SUZUKI	1'47.104	3 18	0.294 0.076
7	43 Jack MILLER	AUS	Ducati Lenovo Team	DUCATI	1'47.139	4 23	0.329 0.035
8	30 Takaaki NAKAGAMI	JPN	LCR Honda IDEMITSU	HONDA	1'47.191	18 19	0.381 0.052
9	41 Alex ESPARGARO	SPA	Aprilia Racing Team Gresini	APRILIA	1'47.331	6 23	0.521 0.140
10	27 Iker LECUONA	SPA	Tech 3 KTM Factory Racing	KTM	1'47.443	6 23	0.633 0.112
11	12 Maverick VIÑALES	SPA	Monster Energy Yamaha MotoGP	YAMAHA	1'47.533	10 23	0.723 0.090
12	46 Valentino ROSSI	ITA	Petronas Yamaha SRT	YAMAHA	1'47.659	12 23	0.849 0.126
13	9 Danilo PETRUCCI	ITA	Tech 3 KTM Factory Racing	KTM	1'47.664	7 23	0.854 0.005
14	44 Poli ESPARGARO	SPA	Repsol Honda Team	HONDA	1'47.741	6 23	0.931 0.077
15	51 Michele PIRRO	ITA	Pramac Racing	DUCATI	1'47.745	4 23	0.935 0.004
16	32 Lorenzo SAVADORI	ITA	Aprilia Racing Team Gresini	APRILIA	1'47.983	12 23	1.173 0.238
17	21 Franco MORBIDELLI	ITA	Petronas Yamaha SRT	YAMAHA	1'47.993	7 23	1.183 0.010
18	73 Alex MARQUEZ	SPA	LCR Honda CASTROL	HONDA	1'48.056	11 23	1.246 0.063
19	10 Luca MARINI	ITA	SKY VR46 Avintia	DUCATI	1'48.727	3 23	1.917 0.671

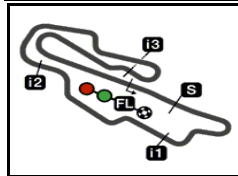
These data/results cannot be reproduced, stored and/or transmitted in whole or in part by any manner of electronic, mechanical, photocopying, recording, broadcasting or otherwise now known or herein after developed without the previous express consent by the copyright owner, except for reproduction in daily press and regular printed publications on sale to the public within 60 days of the event related to those data/results and always provided that copyright symbol appears together as follows below.

© DORNA, 2021

Official MotoGP Timing by **TISSOT**
www.motogp.com

Mugello, Sunday, May 30, 2021





5245 m.

GRAN PREMIO D'ITALIA OAKLEY

After the Race

Event Best Maximum Speed

33



Rider	Nation Team	Motorcycle	Km/h	
33 Brad BINDER	RSA Red Bull KTM Factory Racing	KTM	362.4	Free Practice Nr. 3
5 Johann ZARCO	FRA Pramac Racing	DUCATI	360.0	Qualifying Nr. 2
23 Enea BASTIANINI	ITA Avintia Esponsorama	DUCATI	358.8	Qualifying Nr. 1
43 Jack MILLER	AUS Ducati Lenovo Team	DUCATI	358.8	Qualifying Nr. 2
41 Aleix ESPARGARO	SPA Aprilia Racing Team Gresini	APRILIA	357.6	Free Practice Nr. 3
88 Miguel OLIVEIRA	POR Red Bull KTM Factory Racing	KTM	357.6	Free Practice Nr. 3
51 Michele PIRRO	ITA Pramac Racing	DUCATI	357.6	Free Practice Nr. 3
63 Francesco BAGNAIA	ITA Ducati Lenovo Team	DUCATI	355.2	Warm Up
10 Luca MARINI	ITA SKY VR46 Avintia	DUCATI	354.0	Qualifying Nr. 1
36 Joan MIR	SPA Team SUZUKI ECSTAR	SUZUKI	354.0	Qualifying Nr. 2
93 Marc MARQUEZ	SPA Repsol Honda Team	HONDA	352.9	Free Practice Nr. 4
73 Alex MARQUEZ	SPA LCR Honda CASTROL	HONDA	352.9	Qualifying Nr. 1
32 Lorenzo SAVADORI	ITA Aprilia Racing Team Gresini	APRILIA	352.9	Qualifying Nr. 1
27 Iker LECUONA	SPA Tech 3 KTM Factory Racing	KTM	352.9	Race
9 Danilo PETRUCCI	ITA Tech 3 KTM Factory Racing	KTM	352.9	Free Practice Nr. 3
42 Alex RINS	SPA Team SUZUKI ECSTAR	SUZUKI	352.9	Race
44 Pol ESPARGARO	SPA Repsol Honda Team	HONDA	351.7	Free Practice Nr. 3
46 Valentino ROSSI	ITA Petronas Yamaha SRT	YAMAHA	351.7	Race
30 Takaaki NAKAGAMI	JPN LCR Honda IDEMITSU	HONDA	351.7	Free Practice Nr. 2
20 Fabio QUARTARARO	FRA Monster Energy Yamaha MotoGP	YAMAHA	349.5	Free Practice Nr. 2
12 Maverick VIÑALES	SPA Monster Energy Yamaha MotoGP	YAMAHA	349.5	Free Practice Nr. 2
21 Franco MORBIDELLI	ITA Petronas Yamaha SRT	YAMAHA	343.9	Free Practice Nr. 1

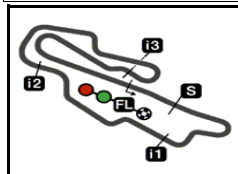
These data/results cannot be reproduced, stored and/or transmitted in whole or in part by any manner of electronic, mechanical, photocopying, recording, broadcasting or otherwise now known or herein after developed without the previous express consent by the copyright owner, except for reproduction in daily press and regular printed publications on sale to the public within 60 days of the event related to those data/results and always provided that copyright symbol appears together as follows below.

© DORNA, 2021

Official MotoGP Timing by TISSOT
www.motogp.com

Mugello, Sunday, May 30, 2021





5245 m.

GRAN PREMIO D'ITALIA OAKLEY

Race

Chronological Analysis of Performances

34

* Lap / Sector time cancelled

T1 Time from finish line to 1st intermediate

T3 Time from 2nd intermed. to 3rd intermed.

P Crossing the finish line in pit lane

T2 Time from 1st intermed. to 2nd intermed.

T4 Time from 3rd intermediate to finish line

** Tyre data subject to further updates

Lap	Lap Time	T1	T2	T3	T4	Speed	Lap	Lap Time	T1	T2	T3	T4	Speed	
1st	20	Fabio QUARTARARO YAMAHA FRA Monster Energy Yamaha MotoGP						12	1'47.494	25.273	22.744	35.178	24.299	346.1
							13	1'47.590	25.079	22.776	35.320	24.415	348.3	
							14	1'47.623	25.201	22.769	35.283	24.370	349.5	
							15	1'47.838	25.263	22.863	35.295	24.417	348.3	
							16	1'47.742	25.247	22.812	35.342	24.341	345.0	
							17	1'47.619	25.287	22.770	35.205	24.357	343.9	
							18	1'47.675	25.216	22.855	35.246	24.358	343.9	
							19	1'47.481	25.154	22.776	35.176	24.375	347.2	
							20	1'47.665 *	25.183	22.836 *	35.214	24.432	345.0	
							21	1'47.845	25.193	22.731	35.354	24.567	342.8	
							22	1'47.885	25.303	22.829	35.330	24.423	340.6	
							23	1'47.520 *	25.191	22.875 *	35.195	24.259	343.9	

Run #	1	Front Tyre	Slick-Medium	Rear Tyre	Slick-Medium	Speed
			New Tyre		New Tyre	
1	1'53.111	30.414	22.983	35.304	24.410	261.5
2	1'47.002	25.155	22.631	34.844	24.372	343.9
3	1'47.279	25.311	22.840	34.734	24.394	339.6
4	1'46.998	25.349	22.593	34.689	24.367	340.6
5	1'46.881	25.048	22.560	34.844	24.429	339.6
6	1'46.911	24.995	22.674	34.845	24.397	340.6
7	1'47.018	25.097	22.617	34.883	24.421	341.7
8	1'46.836	25.054	22.579	34.812	24.391	340.6
9	1'47.156	25.139	22.583	34.963	24.471	339.6
10	1'47.244	25.143	22.656	34.942	24.503	339.6
11	1'47.334	25.219	22.669	34.985	24.461	340.6
12	1'47.402	25.294	22.643	35.022	24.443	339.6
13	1'47.285	25.097	22.753	35.020	24.415	339.6
14	1'47.629	25.225	22.751	35.076	24.577	338.5
15	1'47.621	25.191	22.721	35.167	24.542	339.6
16	1'47.604	25.258	22.648	35.164	24.534	338.5
17	1'47.647	25.194	22.703	35.220	24.530	341.7
18	1'47.622	25.166	22.776	35.133	24.547	340.6
19	1'47.869	25.267	22.798	35.260	24.544	341.7
20	1'47.612	25.143	22.741	35.169	24.559	341.7
21	1'47.978	25.306	22.795	35.299	24.578	338.5
22	1'48.031	25.233	22.823	35.306	24.669	338.5
23	1'48.274	25.366	22.836	35.317	24.755	340.6

Run #	1	Front Tyre	Slick-Medium	Rear Tyre	Slick-Medium	Speed
			1 Laps at start		New Tyre	
1	1'54.014	31.168	23.124	35.192	24.530	267.3
2	1'47.844 *	25.131	22.793	35.285	24.635 *	346.1
3	1'47.153	25.209	22.625	34.945	24.374	341.7
4	1'47.028	25.199	22.587	34.960	24.282	349.5
5	1'47.523	25.179	22.678	35.213	24.453	341.7
6	1'47.455	25.206	22.599	35.231	24.419	351.7
7	1'47.845	25.275	22.802	35.462	24.306	345.0
8	1'47.868	25.268	23.062	35.256	24.282	350.6
9	1'47.088	25.130	22.597	35.049	24.312	345.0
10	1'47.347	25.153	22.750	35.113	24.331	347.2
11	1'47.175	25.178	22.627	35.047	24.323	347.2
12	1'47.178	25.091	22.724	35.118	24.245	342.8
13	1'47.366	25.119	22.760	35.100	24.387	343.9
14	1'47.536	25.183	22.675	35.251	24.427	341.7
15	1'47.398	25.205	22.754	35.105	24.334	345.0
16	1'47.888	25.229	22.822	35.437	24.400	347.2
17	1'47.606	25.194	22.912	35.207	24.293	348.3
18	1'47.478	25.046	22.755	35.239	24.438	346.1
19	1'47.535	25.095	22.813	35.194	24.433	350.6
20	1'47.576	25.160	22.818	35.199	24.399	347.2
21	1'47.905	25.303	22.787	35.197	24.618	345.0
22	1'47.914	25.298	22.844	35.347	24.425	343.9
23	1'47.624	25.164	22.842	35.240	24.378	347.2

Run #	1	Front Tyre	Slick-Hard	Rear Tyre	missing data	Speed
			New Tyre		Laps at start	
1	1'53.503	30.592	23.056	35.479	24.376	272.0
2	1'47.441	25.251	22.819	35.168	24.203	347.2
3	1'46.917	25.086	22.618	35.030	24.183	347.2
4	1'47.303	25.225	22.726	35.196	24.156	347.2
5	1'47.027	25.123	22.739	34.980	24.185	349.5
6	1'47.226	25.158	22.687	35.128	24.253	351.7
7	1'47.096	25.230	22.663	34.993	24.210	349.5
8	1'47.459	25.294	22.670	35.182	24.313	350.6
9	1'47.682	25.267	22.753	35.268	24.394	348.3
10	1'47.687	25.196	22.798	35.316	24.377	348.3
11	1'47.618	25.233	22.784	35.282	24.319	345.0

Fastest Lap:	Johann ZARCO	Pramac Racing	FRA	1'46.810	25.178	22.686	34.850	24.096
---------------------	--------------	---------------	-----	-----------------	--------	--------	--------	--------

These data/results cannot be reproduced, stored and/or transmitted in whole or in part by any manner of electronic, mechanical, photocopying, recording, broadcasting or otherwise now known or herein after developed without the previous express consent by the copyright owner, except for reproduction in daily press and regular printed publications on sale to the public within 60 days of the event related to those data/results and always provided that copyright symbol appears together as follows below.
© DORNA, 2021



Race

MotoGP

Lap	Lap Time	T1	T2	T3	T4	Speed	Lap	Lap Time	T1	T2	T3	T4	Speed		
4th	5	Johann ZARCO Pramac Racing				DUCATI FRA		23	1'47.980	25.212	22.952	35.407	24.409	349.5	
6th	43	Jack MILLER Ducati Lenovo Team				DUCATI AUS		Run # 1	<i>Front Tyre</i>	<i>missing data</i>	<i>Rear Tyre</i>	<i>missing data</i>	<i>Speed</i>		
								<i>Laps at start</i>		<i>New Tyre</i>					
Run # 1	<i>Front Tyre</i>	<i>Slick-Medium</i>	<i>Rear Tyre</i>	<i>Slick-Medium</i>	<i>New Tyre</i>										
1	1'53.284	30.721	23.061	35.221	24.281	267.3	1	1'53.723	30.904	23.058	35.366	24.395	267.9		
2	1'46.810	25.178	22.686	34.850	24.096	349.5	2	1'47.688	25.352	22.710	35.280	24.346	352.9		
3	1'47.376	25.241	23.049	34.948	24.138	346.1	3	1'47.289	24.985	22.728	35.194	24.382	351.7		
4	1'47.317	25.378	22.764	34.994	24.181	348.3	4	1'47.139	25.037	22.568	35.206	24.328	354.0		
5	1'47.091	25.056	22.648	35.114	24.273	351.7	5	1'47.508	25.061	22.722	35.299	24.426	351.7		
6	1'47.190	25.160	22.706	35.090	24.234	350.6	6	1'47.511	25.010	22.695	35.293	24.513	350.6		
7	1'47.137 *	25.086	22.682	34.996	24.373*	351.7	7	1'47.782	25.164	22.783	35.355	24.480	350.6		
8	1'47.426	25.141	22.715	35.287	24.283	348.3	8	1'48.649	25.275	23.183	35.925	24.266	347.2		
9	1'47.748	25.173	22.768	35.402	24.405	349.5	9	1'47.928	25.202	22.797	35.360	24.569	356.4		
10	1'47.747	25.229	22.787	35.354	24.377	349.5	10	1'47.472	25.062	22.788	35.299	24.323	351.7		
11	1'47.486	25.087	22.872	35.296	24.231	348.3	11	1'47.494	25.074	22.731	35.350	24.339	351.7		
12	1'47.449	25.192	22.767	35.246	24.244	349.5	12	1'47.490	25.055	22.811	35.264	24.360	352.9		
13	1'47.734	25.158	22.843	35.367	24.366	348.3	13	1'47.423	24.997	22.705	35.326	24.395	351.7		
14	1'47.701	25.156	22.803	35.375	24.367	348.3	14	1'47.841	25.148	22.719	35.505	24.469	351.7		
15	1'47.862	25.203	22.854	35.370	24.435	348.3	15	1'47.765	25.117	22.818	35.455	24.375	350.6		
16	1'47.997	25.230	22.783	35.811	24.173	346.1	16	1'47.638	25.106	22.691	35.469	24.372	349.5		
17	1'48.115	25.388	22.917	35.580	24.230	345.0	17	1'47.401	25.019	22.690	35.312	24.380	351.7		
18	1'48.000	25.396	23.054	35.456	24.094	342.8	18	1'47.438	25.055	22.743	35.337	24.303	351.7		
19	1'47.789	25.456	22.926	35.149	24.258	352.9	19	1'47.448	25.036	22.759	35.324	24.329	355.2		
20	1'47.275	25.122	22.794	35.124	24.235	354.0	20	1'47.629	25.075	22.741	35.448	24.365	352.9		
21	1'47.608	25.196	22.862	35.275	24.275	352.9	21	1'47.977	25.202	22.828	35.490	24.457	349.5		
22	1'48.070	25.319	23.044	35.345	24.362	351.7	22	1'48.124	25.238	22.831	35.503	24.552	350.6		
23	1'47.667	25.101	22.889	35.383	24.294	354.0	23	1'48.220	25.125	22.914	35.673	24.508	351.7		
5th	33	Brad BINDER Red Bull KTM Factory Racing				KTM RSA		7th	41	Alex ESPARGARO Aprilia Racing Team Gresini				APRILIA SPA	
Run # 1	<i>Front Tyre</i>	<i>Slick-Hard</i>	<i>Rear Tyre</i>	<i>Slick-Medium</i>	<i>New Tyre</i>										
1	1'54.256	31.008	23.183	35.434	24.631	263.4	Run # 1	<i>Front Tyre</i>	<i>Slick-Hard</i>	<i>Rear Tyre</i>	<i>Slick-Medium</i>	<i>New Tyre</i>	<i>New Tyre</i>		
2	1'48.657	25.999	22.939	35.143	24.576	350.6	1	1'54.280	31.278	23.383	35.349	24.270	265.3		
3	1'47.326	25.141	22.819	34.915	24.451	352.9	2	1'47.821	25.462	22.740	35.303	24.316	342.8		
4	1'46.993	25.211	22.594	34.890	24.298	351.7	3	1'47.563	25.310	22.698	35.199	24.356	346.1		
5	1'47.260	25.163	22.644	35.029	24.424	350.6	4	1'47.537	25.331	22.692	35.082	24.432	346.1		
6	1'47.360	25.252	22.564	35.126	24.418	351.7	5	1'47.633	25.432	22.761	35.109	24.331	342.8		
7	1'47.383	25.197	22.664	35.102	24.420	352.9	6	1'47.331	25.173	22.695	35.160	24.303	348.3		
8	1'47.725	25.252	22.919	35.267	24.287	352.9	7	1'47.420	25.165	22.741	35.202	24.312	349.5		
9	1'47.514	25.248	22.744	35.174	24.348	352.9	8	1'47.928	25.362	22.906	35.435	24.225	348.3		
10	1'47.599	25.237	22.794	35.105	24.463	349.5	9	1'47.708	25.237	22.765	35.299	24.407	349.5		
11	1'47.309	25.184	22.719	35.020	24.386	347.2	10	1'47.728	25.241	22.755	35.317	24.415	342.8		
12	1'47.311	25.218	22.699	35.113	24.281	348.3	11	1'47.422	25.075	22.751	35.302	24.294	348.3		
13	1'47.626	25.137	22.769	35.283	24.437	349.5	12	1'47.486	25.137	22.750	35.295	24.304	349.5		
14	1'47.582	25.167	22.699	35.179	24.537	346.1	13	1'47.542	25.155	22.783	35.270	24.334	349.5		
15	1'47.701	25.185	22.804	35.224	24.488	348.3	14	1'47.927	25.213	22.735	35.511	24.468	346.1		
16	1'47.501	25.143	22.766	35.149	24.443	347.2	15	1'47.680	25.182	22.800	35.344	24.354	347.2		
17	1'47.673	25.168	22.870	35.258	24.377	349.5	16	1'47.625	25.215	22.796	35.214	24.400	343.9		
18	1'47.535	25.106	22.805	35.289	24.335	350.6	17	1'47.344	25.144	22.775	35.138	24.287	347.2		
19	1'47.590	25.146	22.841	35.244	24.359	352.9	18	1'47.448	25.144	22.831	35.286	24.187	347.2		
20	1'47.549	25.098	22.800	35.213	24.438	350.6	19	1'47.425	25.148	22.752	35.287	24.238	352.9		
21	1'47.831	25.223	22.887	35.204	24.517	346.1	20	1'47.711	25.201	22.897	35.356	24.257	349.5		
22	1'47.986	25.317	22.844	35.286	24.539	347.2									

Fastest Lap: Johann ZARCO Pramac Racing FRA **1'46.810** 25.178 22.686 34.850 24.096

These data/results cannot be reproduced, stored and/or transmitted in whole or in part by any manner of electronic, mechanical, photocopying, recording, broadcasting or otherwise now known or herein after developed without the previous express consent by the copyright owner, except for reproduction in daily press and regular printed publications on sale to the public within 60 days of the event related to those data/results and always provided that copyright symbol appears together as follows below.
© DORNA, 2021



Race

MotoGP

Lap	Lap Time	T1	T2	T3	T4	Speed	Lap	Lap Time	T1	T2	T3	T4	Speed
21	1'48.153	25.320	22.933	35.414	24.486	345.0	19	1'48.118	25.231	22.894	35.396	24.597	340.6
22	1'48.483	25.377	22.963	35.679	24.464	345.0	20	1'48.321	25.304	22.925	35.533	24.559	340.6
23	1'49.179	25.404	23.156	35.975	24.644	343.9	21	1'48.779	25.415	23.063	35.624	24.677	338.5

8th **12** **Maverick VIÑALES** YAMAHA SPA
 Monster Energy Yamaha MotoGP

10th **46** **Valentino ROSSI** YAMAHA ITA
 Petronas Yamaha SRT

Run #	1	Front Tyre	Slick-Medium	Rear Tyre	Slick-Medium	Speed
		New Tyre	New Tyre			
1	1'56.376	32.202	23.801	35.805	24.568	270.0
2	1'48.548	25.758	22.957	35.360	24.473	327.2
3	1'47.657 *	25.212	22.826*	<u>35.185</u>	24.434	336.4
4	1'47.554	25.172	22.665	35.283	24.434	346.1
5	1'47.865	25.200	22.865	35.201	24.599	345.0
6	1'47.684	25.214	22.723	35.266	24.481	345.0
7	1'47.844	25.242	22.804	35.378	<u>24.420</u>	<u>347.2</u>
8	1'48.053	25.248	23.013	35.316	24.476	345.0
9	1'47.954 *	25.208	22.922	35.267*	24.557	346.1
10	<u>1'47.533</u>	<u>25.146</u>	<u>22.637</u>	35.256	24.494	343.9
11	1'48.340	25.219	22.903	35.686	24.532	343.9
12	1'48.246	25.176	22.843	35.570	24.657	345.0
13	1'48.340 *	25.631	22.908*	35.262	24.539	339.6
14	1'47.838	25.147	22.707	35.424	24.560	337.5
15	1'47.870	25.276	22.722	35.317	24.555	337.5
16	1'48.039	25.205	22.776	35.523	24.535	336.4
17	1'47.885	25.265	22.664	35.363	24.593	338.5
18	1'47.661	25.236	22.690	35.253	24.482	339.6
19	1'48.092	25.219	22.696	35.558	24.619	339.6
20	1'48.219	25.251	22.750	35.406	24.812	339.6
21	1'49.509	25.992	23.279	35.578	24.660	335.4
22	1'48.727	25.385	22.997	35.689	24.656	336.4
23	1'47.749	25.247	22.757	35.269	24.476	337.5

Run #	1	Front Tyre	Slick-Medium	Rear Tyre	Slick-Medium	Speed
		New Tyre	New Tyre			
1	1'57.224	32.765	23.807	35.801	24.851	266.6
2	1'48.808	25.661	22.955	35.485	24.707	342.8
3	1'48.576	25.423	22.917	35.594	24.642	350.6
4	1'48.483	25.245	22.996	35.518	24.724	<u>351.7</u>
5	1'48.394	25.320	22.843	35.474	24.757	351.7
6	1'48.455	25.323	22.821	35.558	24.753	346.1
7	1'48.021	25.366	22.829	35.293	<u>24.533</u>	350.6
8	1'48.173	25.292	22.926	35.282	24.673	338.5
9	1'48.147	25.301	22.792	35.289	24.765	341.7
10	1'48.350	25.248	22.871	35.277	24.954	341.7
11	1'48.120	25.216	22.890	35.247	24.767	340.6
12	<u>1'47.659</u>	25.212	22.761	35.130	24.556	339.6
13	1'47.850	25.198	22.858	<u>35.127</u>	24.667	341.7
14	1'48.101	<u>25.181</u>	22.810	35.355	24.755	340.6
15	1'47.993	25.283	<u>22.752</u>	35.276	24.682	346.1
16	1'48.570	25.448	22.944	35.471	24.707	342.8
17	1'48.331	25.511	22.812	35.410	24.598	346.1
18	1'48.138	25.250	22.987	35.228	24.673	347.2
19	1'48.571	25.488	22.921	35.372	24.790	343.9
20	1'48.722	25.354	22.896	35.504	24.968	343.9
21	1'48.894	25.470	23.111	35.567	24.746	341.7
22	1'48.617	25.418	22.920	35.658	24.621	345.0
23	1'49.293	25.557	23.007	35.972	24.757	332.3

9th **9** **Danilo PETRUCCI** KTM ITA
 Tech 3 KTM Factory Racing

11th **27** **Iker LECUONA** KTM SPA
 Tech 3 KTM Factory Racing

Run #	1	Front Tyre	Slick-Hard	Rear Tyre	Slick-Medium	Speed
		New Tyre	New Tyre			
1	1'56.283	32.053	23.738	35.911	24.581	272.0
2	1'48.484	25.628	23.019	35.301	24.536	347.2
3	1'47.787	25.213	22.802	35.228	24.544	343.9
4	1'48.526	25.513	22.835	35.597	24.581	343.9
5	1'47.783	25.314	<u>22.704</u>	35.349	<u>24.416</u>	348.3
6	1'47.694	<u>25.205</u>	22.786	35.275	24.428	<u>349.5</u>
7	<u>1'47.664</u>	25.210	22.773	<u>35.169</u>	24.512	347.2
8	1'48.001	25.230	22.868	35.399	24.504	347.2
9	1'48.187	25.310	22.898	35.428	24.551	346.1
10	1'48.437	25.226	23.150	35.553	24.508	348.3
11	1'48.621	25.520	23.001	35.500	24.600	346.1
12	1'48.268	25.492	22.899	35.329	24.548	339.6
13	1'48.354	25.371	23.016	35.382	24.585	340.6
14	1'48.797	25.500	22.967	35.734	24.596	337.5
15	1'48.290	25.324	22.916	35.489	24.561	338.5
16	1'48.495	25.528	22.929	35.452	24.586	336.4
17	1'48.114	25.335	22.889	35.350	24.540	337.5
18	1'47.959	25.287	22.815	35.402	24.455	339.6

Run #	1	Front Tyre	Slick-Hard	Rear Tyre	Slick-Medium	Speed
		New Tyre	New Tyre			
1	1'56.483	32.373	23.735	35.855	24.520	277.6
2	1'48.485	25.768	22.926	35.434	24.357	341.7
3	1'48.024	25.346	22.807	35.327	24.544	342.8
4	1'47.872	25.249	22.774	35.399	24.450	350.6
5	1'47.809	25.323	22.740	<u>35.187</u>	24.559	342.8
6	<u>1'47.443</u>	25.220	<u>22.696</u>	35.210	<u>24.317</u>	343.9
7	1'47.677	<u>25.160</u>	22.798	35.245	24.474	348.3
8	1'47.993	25.263	22.959	35.374	24.397	349.5
9	1'48.355	25.297	23.015	35.559	24.484	349.5
10	1'48.480	25.314	23.086	35.548	24.532	<u>352.9</u>
11	1'48.881	25.908	23.092	35.455	24.426	339.6
12	1'48.236	25.562	22.953	35.396	24.325	343.9
13	1'48.393	25.543	22.993	35.376	24.481	341.7
14	1'48.901	25.292	22.982	36.093	24.534	342.8
15	1'48.221	25.360	22.912	35.518	24.431	343.9
16	1'48.648	25.572	23.173	35.459	24.444	342.8

Fastest Lap: Johann ZARCO Pramac Racing FRA **1'46.810** 25.178 22.686 34.850 24.096

These data/results cannot be reproduced, stored and/or transmitted in whole or in part by any manner of electronic, mechanical, photocopying, recording, broadcasting or otherwise now known or herein after developed without the previous express consent by the copyright owner, except for reproduction in daily press and regular printed publications on sale to the public within 60 days of the event related to those data/results and always provided that copyright symbol appears together as follows below.
 © DORNA, 2021



Race

MotoGP

Lap	Lap Time	T1	T2	T3	T4	Speed	Lap	Lap Time	T1	T2	T3	T4	Speed
17	1'47.996	25.444	22.759	35.413	24.380	346.1	15	1'48.500	25.275	23.050	35.590	24.585	349.5
18	1'48.397	25.463	22.935	35.588	24.411	343.9	16	1'48.499	25.227	22.920	35.704	24.648	347.2
19	1'48.729	25.373	22.971	35.552	24.833	343.9	17	1'48.342	25.250	22.901	35.716	24.475	347.2
20	1'49.430	25.673	23.194	35.622	24.941	339.6	18	1'48.233	25.233	22.921	35.585	24.494	349.5
21	1'48.885	25.492	23.220	35.554	24.619	335.4	19	1'48.563	25.189	22.992	35.770	24.612	350.6
22	1'48.910	25.556	23.033	35.949	24.372	337.5	20	1'48.776	25.301	22.954	35.866	24.655	348.3
23	1'49.248	25.377	23.033	36.362	24.476	340.6	21	1'54.603	25.298	28.893	35.828	24.584	345.0
							22	1'48.374	25.218	22.931	35.762	24.463	348.3
							23	1'48.132	25.195	22.783	35.780	24.374	350.6

12th 44 **Po ESPARGARO** HONDA SPA
Repsol Honda Team

14th 73 **Alex MARQUEZ** HONDA SPA
LCR Honda CASTROL

Run #	1	Front Tyre	Slick-Medium	Rear Tyre	Slick-Soft	Run #	1	Front Tyre	Slick-Hard	Rear Tyre	Slick-Soft		
		New Tyre		New Tyre				New Tyre		New Tyre			
1	1'55.825	31.956	23.348	36.250	24.271	267.9	1	1'56.561	32.428	23.808	35.864	24.461	278.3
2	1'48.343	25.967	22.883	35.242	24.251	350.6	2	1'49.092 *	25.803	23.100	35.739*	24.450	335.4
3	1'47.944	25.284	22.877	35.310	24.473	346.1	3	1'48.636	25.326	23.075	35.786	24.449	343.9
4	1'47.758	25.416	22.743	35.276	24.323	346.1	4	1'48.614	25.431	23.022	35.508	24.653	342.8
5	1'47.815	25.375	22.737	35.319	24.384	345.0	5	1'48.273	25.326	22.916	35.476	24.555	342.8
6	1'47.741	25.237	22.795	35.360	24.349	345.0	6	1'48.531	25.392	22.905	35.590	24.644	341.7
7	1'47.747	25.335	22.815	35.337	24.260	347.2	7	1'48.402	25.429	23.019	35.545	24.409	340.6
8	1'48.064	25.511	22.918	35.385	24.250	346.1	8	1'48.196	25.335	22.955	35.536	24.370	339.6
9	1'48.778	25.443	22.901	35.910	24.524	347.2	9	1'48.255	25.426	22.918	35.414	24.497	343.9
10	1'49.169	25.330	23.157	36.117	24.565	346.1	10	1'48.259	25.298	22.968	35.523	24.470	346.1
11	1'48.528	25.539	23.065	35.511	24.413	347.2	11	1'48.056	25.302	22.898	35.383	24.473	341.7
12	1'48.833	25.647	23.161	35.559	24.466	343.9	12	1'48.115	25.380	22.918	35.287	24.530	339.6
13	1'48.188	25.360	22.937	35.415	24.476	345.0	13	1'48.849	25.396	23.113	35.673	24.667	346.1
14	1'48.880	25.527	23.133	35.643	24.577	341.7	14	1'48.981	25.535	23.052	35.709	24.685	338.5
15	1'48.429	25.450	22.956	35.514	24.509	343.9	15	1'48.740	25.420	23.090	35.555	24.675	341.7
16	1'48.569	25.635	22.979	35.437	24.518	339.6	16	1'48.816	25.407	23.094	35.645	24.670	340.6
17	1'48.338	25.530	22.892	35.517	24.399	345.0	17	1'48.388	25.376	23.067	35.430	24.515	341.7
18	1'48.912	25.461	22.997	35.898	24.556	342.8	18	1'48.396	25.335	23.045	35.517	24.499	342.8
19	1'48.612	25.587	23.013	35.514	24.498	346.1	19	1'48.798	25.421	23.082	35.589	24.706	343.9
20	1'48.872	25.521	23.097	35.552	24.702	343.9	20	1'48.747	25.435	23.102	35.531	24.679	341.7
21	1'49.129	25.719	23.313	35.535	24.562	340.6	21	1'48.619	25.485	23.119	35.488	24.527	338.5
22	1'48.954	25.544	23.105	35.708	24.597	340.6	22	1'49.001	25.530	23.150	35.748	24.573	342.8
23	1'48.975	25.600	23.186	35.752	24.437	339.6	23	1'49.419	25.916	23.301	35.639	24.563	343.9

13th 51 **Michele PIRRO** DUCATI ITA
Pramac Racing

15th 32 **Lorenzo SAVADORI** APRILIA ITA
Aprilia Racing Team Gresini

Run #	1	Front Tyre	Slick-Medium	Rear Tyre	Slick-Medium	Run #	1	Front Tyre	Slick-Hard	Rear Tyre	Slick-Medium		
		New Tyre		New Tyre				New Tyre		New Tyre			
1	1'55.666	32.162	23.396	35.726	24.382	261.5	1	1'56.931	32.502	23.869	35.835	24.725	278.3
2	1'47.852	25.986	22.636	34.991	24.239	352.9	2	1'48.687	25.547	23.063	35.463	24.614	334.3
3	1'47.913	25.313	22.787	35.212	24.601	356.4	3	1'48.687	25.560	22.847	35.658	24.622	335.4
4	1'47.745	25.360	22.678	35.197	24.510	352.9	4	1'48.379 *	25.251	22.975*	35.564	24.589	348.3
5	1'47.907	25.175	22.772	35.362	24.598	351.7	5	1'48.365	25.297	22.859	35.563	24.646	343.9
6	1'47.901	25.148	22.790	35.496	24.467	350.6	6	1'48.516	25.317	22.876	35.656	24.667	342.8
7	1'47.922 *	25.241	22.788*	35.390	24.503	349.5	7	1'48.361	25.297	22.939	35.508	24.617	345.0
8	1'48.010	25.608	22.777	35.245	24.380	348.3	8	1'48.395	25.238	23.032	35.543	24.582	343.9
9	1'47.844	25.225	22.686	35.469	24.464	352.9	9	1'48.733	25.589	22.955	35.612	24.577	339.6
10	1'48.029	25.033	22.744	35.636	24.616	352.9	10	1'48.209	25.176	22.825	35.637	24.571	345.0
11	1'48.426	25.221	23.086	35.662	24.457	349.5	11	1'47.991	25.183	22.854	35.499	24.455	347.2
12	1'48.493 *	25.241	22.866	35.548	24.838*	349.5	12	1'47.983	25.318	22.815	35.384	24.466	347.2
13	1'48.649	25.571	23.277	35.397	24.404	340.6							
14	1'48.147 *	25.134	22.861	35.584	24.568*	350.6							

Fastest Lap: Johann ZARCO Pramac Racing FRA **1'46.810** 25.178 22.686 34.850 24.096

These data/results cannot be reproduced, stored and/or transmitted in whole or in part by any manner of electronic, mechanical, photocopying, recording, broadcasting or otherwise now known or herein after developed without the previous express consent by the copyright owner, except for reproduction in daily press and regular printed publications on sale to the public within 60 days of the event related to those data/results and always provided that copyright symbol appears together as follows below.
© DORNA, 2021



Race

MotoGP

Lap	Lap Time	T1	T2	T3	T4	Speed	Lap	Lap Time	T1	T2	T3	T4	Speed
13	1'48.916	25.376	23.090	35.646	24.804	349.5	11	1'49.089	25.403	23.234	35.741	24.711	345.0
14	1'48.947	25.518	22.998	35.696	24.735	342.8	12	1'49.269	25.476	23.296	35.784	24.713	342.8
15	1'48.843	25.555	23.024	35.598	24.666	343.9	13	1'49.757	25.523	23.576	35.869	24.789	342.8
16	1'48.724	25.437	22.962	35.648	24.677	338.5	14	1'49.625	25.576	23.228	35.866	24.955	340.6
17	1'48.501	25.367	22.980	35.570	24.584	342.8	15	1'49.504	25.612	23.248	35.747	24.897	341.7
18	1'48.355	25.370	22.928	35.618	24.439	345.0	16	1'49.547	25.558	23.282	35.875	24.832	339.6
19	1'49.398	25.729	23.110	35.826	24.733	345.0	17	1'49.715	25.735	23.288	35.871	24.821	340.6
20	1'49.033	25.487	22.949	35.734	24.863	342.8	18	1'49.449	25.432	23.329	35.907	24.781	341.7
21	1'49.220 *	25.495	23.276*	35.807	24.642	337.5	19	1'50.112	25.635	23.430	36.079	24.968	343.9
22	1'49.617	25.656	23.197	36.012	24.752	339.6	20	1'50.029	25.484	23.371	35.943	25.231	342.8
23	1'49.931	25.646	23.273	36.169	24.843	340.6	21	1'50.168	25.712	23.359	36.080	25.017	338.5
							22	1'50.233	25.697	23.405	36.173	24.958	341.7
							23	1'50.119	25.656	23.504	36.011	24.948	341.7

16th 21 **Franco MORBIDELLI** YAMAHA ITA
Petronas Yamaha SRT

18th 30 **Takaaki NAKAGAMI** HONDA JPN
LCR Honda IDEMITSU

Run #	1	Front Tyre	Slick-Medium	Rear Tyre	Slick-Medium	Speed
		New Tyre		New Tyre		
1	1'55.016	31.785	23.262	35.416	24.553	264.0
2	1'57.918	33.218	24.268	35.706	24.726	334.3
3	1'48.192	25.425	22.783	35.225	24.759	332.3
4	1'48.215	25.540	22.779	35.283	24.613	334.3
5	1'48.174	25.457	22.757	35.254	24.706	332.3
6	1'48.068	25.567	22.652	35.180	24.669	332.3
7	1'47.993	25.412	22.764	35.252	24.565	333.3
8	1'48.287	25.429	22.810	35.482	24.566	334.3
9	1'48.735	25.408	22.880	35.681	24.766	334.3
10	1'48.576	25.434	23.217	35.305	24.620	335.4
11	1'48.101	25.366	22.778	35.287	24.670	332.3
12	1'48.410	25.459	22.877	35.382	24.692	331.2
13	1'48.624	25.546	22.970	35.421	24.687	332.3
14	1'48.525	25.494	22.929	35.354	24.748	330.2
15	1'48.298	25.414	22.851	35.339	24.694	330.2
16	1'48.679	25.628	22.830	35.500	24.721	328.2
17	1'48.656	25.540	22.893	35.454	24.769	330.2
18	1'48.458	25.450	22.904	35.416	24.688	331.2
19	1'48.850 *	25.541	22.935*	35.413	24.961	332.3
20	1'49.233	25.539	22.985	35.600	25.109	333.3
21	1'49.740	25.754	23.045	35.833	25.108	330.2
22	1'49.801	25.755	23.145	35.945	24.956	328.2
23	1'49.701	25.695	23.286	35.744	24.976	330.2

17th 10 **Luca MARINI** DUCATI ITA
SKY VR46 Avintia

Run #	1	Front Tyre	Slick-Medium	Rear Tyre	Slick-Soft	Speed
		New Tyre		New Tyre		
1	1'55.220	31.919	23.396	35.475	24.430	274.1
2	1'48.190	25.906	22.835	35.142	24.307	341.7
3	1'48.130	25.521	22.931	35.203	24.475	343.9
4	1'47.713	25.475	22.803	35.139	24.296	342.8
5	1'47.908	25.355	22.811	35.340	24.402	337.5
6	1'47.964	25.334	22.869	35.379	24.382	340.6
7	1'47.867	25.289	22.832	35.245	24.501	350.6
8	1'47.415	25.335	22.780	35.053	24.247	345.0
9	1'47.719	25.347	22.790	35.137	24.445	340.6
10	1'47.299	25.184	22.734	35.053	24.328	341.7
11	1'47.590	25.224	22.769	35.262	24.335	338.5
12	1'47.615	25.320	22.846	35.099	24.350	342.8
13	1'47.506	25.277	22.837	35.125	24.267	340.6
14	1'47.518	25.224	22.818	35.124	24.352	342.8
15	1'47.556	25.236	22.791	35.225	24.304	341.7
16	1'47.681	25.287	22.733	35.201	24.460	340.6
17	1'47.647	25.295	22.816	35.284	24.252	340.6
18	1'47.191	25.078	22.741	35.181	24.191	342.8
19	1'47.775	25.219	22.798	35.376	24.382	345.0
	unfinished	25.228	22.822	35.506		345.0

19th 42 **Alex RINS** SUZUKI SPA
Team SUZUKI ECSTAR

Run #	1	Front Tyre	Slick-Medium	Rear Tyre	Slick-Medium	Speed
		New Tyre		New Tyre		
1	1'57.429	32.849	23.924	35.811	24.845	270.6
2	1'49.183 *	25.799	23.206*	35.565	24.613	345.0
3	1'48.727	25.381	23.089	35.546	24.711	349.5
4	1'48.762	25.384	23.209	35.530	24.639	349.5
5	1'48.839	25.353	23.145	35.629	24.712	346.1
6	1'50.100	25.528	23.222	36.628	24.722	343.9
7	1'49.041	25.518	23.225	35.601	24.697	346.1
8	1'49.156	25.554	23.215	35.750	24.637	345.0
9	1'49.206	25.502	23.195	35.750	24.759	342.8
10	1'49.591	25.504	23.464	35.771	24.852	339.6

Run #	1	Front Tyre	Slick-Medium	Rear Tyre	Slick-Medium	Speed
		New Tyre		New Tyre		
1	1'54.223	31.396	23.058	35.311	24.458	267.3
2	1'47.562	25.163	22.694	35.280	24.425	352.9
3	1'47.104	25.123	22.483	35.093	24.405	346.1
4	1'47.104	25.051	22.492	35.188	24.373	349.5
5	1'47.619	25.008	22.718	35.545	24.348	352.9
6	1'47.269 *	24.994	22.529	35.333	24.413*	349.5
7	1'47.813	25.231	22.798	35.442	24.342	347.2
8	1'47.480	25.305	22.759	35.110	24.306	348.3
9	1'47.452	25.271	22.625	35.123	24.433	341.7
10	1'47.446	25.236	22.643	35.142	24.425	343.9
11	1'47.613	25.361	22.772	35.130	24.350	342.8

Fastest Lap: Johann ZARCO Pramac Racing FRA **1'46.810** 25.178 22.686 34.850 24.096

These data/results cannot be reproduced, stored and/or transmitted in whole or in part by any manner of electronic, mechanical, photocopying, recording, broadcasting or otherwise now known or herein after developed without the previous express consent by the copyright owner, except for reproduction in daily press and regular printed publications on sale to the public within 60 days of the event related to those data/results and always provided that copyright symbol appears together as follows below.
© DORNA, 2021



Race

MotoGP

Lap	Lap Time	T1	T2	T3	T4	Speed	Lap	Lap Time	T1	T2	T3	T4	Speed
12	1'47.190	25.166	22.676	35.103	24.245	347.2							
13	1'47.296	25.194	22.690	35.128	24.284	346.1							
14	1'47.446	25.241	22.636	35.209	24.360	346.1							
15	1'47.631	25.292	22.690	35.307	24.342	349.5							
16	1'47.699	25.226	22.780	35.293	24.400	345.0							
17	1'47.766	25.239	22.838	35.422	24.267	348.3							
18	1'47.671	25.301	22.820	35.286	24.264	351.7							
	unfinished	25.214	22.742	35.139		348.3							

20th **63** **Francesco BAGNAIA** DUCATI ITA
Ducati Lenovo Team

Run #	1	Front Tyre	Slick-Medium	Rear Tyre	Slick-Medium	
			New Tyre		New Tyre	
1	1'52.699	30.336	22.880	35.248	24.235	268.6
	unfinished	25.251	22.674			345.0

21st **93** **Marc MARQUEZ** HONDA SPA
Repsol Honda Team

Run #	1	Front Tyre	Slick-Hard	Rear Tyre	Slick-Medium	
			New Tyre		New Tyre	
1	1'54.303	31.584	23.251	35.352	24.116	274.8

22nd **23** **Enea BASTIANINI** DUCATI ITA
Avintia Esponsorama

Run #	1	Front Tyre	Slick-Soft	Rear Tyre	Slick-Soft	
			New Tyre		New Tyre	
	unfinished	30.065	23.772	36.018		204.9

Fastest Lap: Johann ZARCO Pramac Racing FRA **1'46.810** 25.178 22.686 34.850 24.096

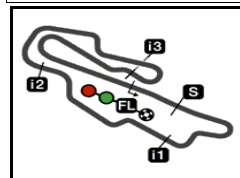
These data/results cannot be reproduced, stored and/or transmitted in whole or in part by any manner of electronic, mechanical, photocopying, recording, broadcasting or otherwise now known or herein after developed without the previous express consent by the copyright owner, except for reproduction in daily press and regular printed publications on sale to the public within 60 days of the event related to those data/results and always provided that copyright symbol appears together as follows below.
© DORNA, 2021

Official MotoGP Timing by **TISSOT**
www.motogp.com

Mugello, Sunday, May 30, 2021

Page 6 of 6





5245 m.

GRAN PREMIO D'ITALIA OAKLEY

Race

Analysis by Lap

35

Num Lap Time Gap

Num	Lap	Time	Gap	Num	Lap	Time	Gap	Num	Lap	Time	Gap	Num	Lap	Time	Gap
Lap 1				Lap 4				Lap 7				Lap 10			
63	1	1'52.699		20	4	1'46.998		20	7	1'47.018		20	10	1'47.244	
20	1	1'53.111	0.412	5	4	1'47.317	0.397	5	7	1'47.137	1.005	5	10	1'47.747	2.690
5	1	1'53.284	0.585	88	4	1'47.303	0.774	88	7	1'47.096	1.313	88	10	1'47.687	2.905
88	1	1'53.503	0.804	43	4	1'47.139	1.449	43	7	1'47.782	3.440	42	10	1'47.446	4.636
43	1	1'53.723	1.024	42	4	1'47.104	1.603	88	7	1'47.096	1.313	36	10	1'47.347	4.729
36	1	1'54.014	1.315	36	4	1'47.028	1.649	43	7	1'47.782	3.440	33	10	1'47.599	5.637
42	1	1'54.223	1.524	41	4	1'47.537	2.811	42	7	1'47.813	3.494	43	10	1'47.472	6.253
33	1	1'54.256	1.557	33	4	1'46.993	2.842	36	7	1'47.845	3.662	41	10	1'47.728	6.513
41	1	1'54.280	1.581	51	4	1'47.745	4.786	36	7	1'47.845	3.662	30	10	1'47.299	8.989
93	1	1'54.303	1.604	30	4	1'47.713	4.863	33	7	1'47.383	4.035	51	10	1'48.029	10.353
21	1	1'55.016	2.317	44	4	1'47.758	5.480	41	7	1'47.420	4.385	12	10	1'47.533	10.632
30	1	1'55.220	2.521	12	4	1'47.554	5.745	51	7	1'47.922	7.706	27	10	1'48.480	12.185
51	1	1'55.666	2.967	27	4	1'47.872	6.474	30	7	1'47.867	7.792	9	10	1'48.437	12.410
44	1	1'55.825	3.126	9	4	1'48.526	6.690	44	7	1'47.747	7.973	44	10	1'49.169	12.748
9	1	1'56.283	3.584	32	4	1'48.379	8.294	12	7	1'47.844	8.328	46	10	1'48.350	16.195
12	1	1'56.376	3.677	73	4	1'48.614	8.513	27	7	1'47.677	8.593	73	10	1'48.259	16.383
27	1	1'56.483	3.784	46	4	1'48.483	8.701	9	7	1'47.664	9.021	32	10	1'48.209	16.827
73	1	1'56.561	3.862	10	4	1'48.762	9.711	32	7	1'48.361	12.726	21	10	1'48.576	22.738
32	1	1'56.931	4.232	21	4	1'48.215	14.951	46	7	1'48.021	12.761	10	10	1'49.591	23.598
46	1	1'57.224	4.525	Lap 5				Lap 8				Lap 11			
10	1	1'57.429	4.730	20	5	1'46.881		20	8	1'46.836		20	11	1'47.334	
Lap 2				5	5	1'47.091	0.607	5	8	1'47.426	1.595	5	11	1'47.486	2.842
20	2	1'47.002	0.019	88	5	1'47.027	0.920	88	8	1'47.459	1.936	88	11	1'47.618	3.189
88	2	1'47.441	0.850	43	5	1'47.508	2.076	42	8	1'47.480	4.138	36	11	1'47.175	4.570
43	2	1'47.688	1.317	36	5	1'47.523	2.291	42	8	1'47.868	4.694	42	11	1'47.613	4.915
42	2	1'47.562	1.691	42	5	1'47.619	2.341	36	8	1'47.868	4.694	33	11	1'47.309	5.612
36	2	1'47.844	1.764	33	5	1'47.260	3.221	43	8	1'48.649	5.253	36	11	1'47.494	6.413
41	2	1'47.821	2.007	41	5	1'47.633	3.563	41	8	1'47.928	5.477	43	11	1'47.422	6.601
33	2	1'48.657	2.819	51	5	1'47.907	5.812	43	8	1'48.010	8.880	41	11	1'47.422	6.601
30	2	1'48.190	3.316	30	5	1'47.908	5.890	44	8	1'48.064	9.201	30	11	1'47.590	9.245
51	2	1'47.852	3.424	44	5	1'47.815	6.414	12	8	1'48.053	9.545	51	11	1'48.426	11.445
44	2	1'48.343	4.074	12	5	1'47.865	6.729	27	8	1'47.993	9.750	12	11	1'48.340	11.638
9	2	1'48.484	4.673	27	5	1'47.809	7.402	9	8	1'48.001	10.186	9	11	1'48.621	13.697
12	2	1'48.548	4.830	9	5	1'47.783	7.592	46	8	1'48.173	14.098	27	11	1'48.881	13.732
27	2	1'48.485	4.874	32	5	1'48.365	9.778	73	8	1'48.196	14.269	44	11	1'48.528	13.942
32	2	1'48.687	5.524	73	5	1'48.273	9.905	32	8	1'48.395	14.285	46	11	1'48.120	16.981
73	2	1'49.092	5.559	46	5	1'48.394	10.214	27	8	1'48.156	19.201	73	11	1'48.056	17.105
46	2	1'48.808	5.938	10	5	1'48.839	11.669	9	8	1'48.001	10.186	32	11	1'47.991	17.484
10	2	1'49.183	6.518	21	5	1'48.174	16.244	46	8	1'48.173	14.098	21	11	1'48.101	23.505
21	2	1'57.918	12.840	Lap 6				Lap 9				Lap 12			
Lap 3				20	6	1'46.911		20	9	1'47.156		20	12	1'47.402	
20	3	1'47.279		5	6	1'47.190	0.886	5	9	1'47.748	2.187	5	12	1'47.449	2.889
5	3	1'47.376	0.078	88	6	1'47.226	1.235	88	9	1'47.682	2.462	88	12	1'47.494	3.281
88	3	1'46.917	0.469	43	6	1'47.511	2.676	42	9	1'47.452	4.434	36	12	1'47.178	4.346
43	3	1'47.289	1.308	42	6	1'47.269	2.699	36	9	1'47.452	4.434	42	12	1'47.190	4.703
42	3	1'47.104	1.497	36	6	1'47.455	2.835	42	9	1'47.452	4.434	10	12	1'49.089	25.353
36	3	1'47.153	1.619	33	6	1'47.360	3.670	36	9	1'47.452	4.434	Lap 15			
41	3	1'47.563	2.272	41	6	1'47.331	3.983	43	9	1'47.514	5.282	20	15	1'47.621	
33	3	1'47.326	2.847	51	6	1'47.901	6.802	43	9	1'47.514	5.282	5	15	1'47.862	3.651
51	3	1'47.913	4.039	30	6	1'47.964	6.943	43	9	1'47.928	6.025				
30	3	1'48.130	4.148	44	6	1'47.741	7.244	41	9	1'47.708	6.029				
44	3	1'47.944	4.720												
9	3	1'47.787	5.162												
12	3	1'47.657	5.189												
27	3	1'48.024	5.600												

Lapped rider

These data/results cannot be reproduced, stored and/or transmitted in whole or in part by any manner of electronic, mechanical, photocopying, recording, broadcasting or otherwise now known or herein after developed without the previous express consent by the copyright owner, except for reproduction in daily press and regular printed publications on sale to the public within 60 days of the event related to those data/results and always provided that copyright symbol appears together as follows below.

© DORNA, 2021



Num Lap Time Gap

88	1'47.838	3.797	12	1'47.661	14.707	20	1'48.031	
36	1'47.398	4.111	51	1'48.233	17.498	88	1'47.885	3.346
42	1'47.631	4.541	9	1'47.959	19.164	36	1'47.914	3.650
33	1'47.701	5.895	27	1'48.397	19.714	5	1'48.070	4.142
43	1'47.765	6.995	46	1'48.138	20.813	33	1'47.986	5.197
41	1'47.680	7.299	44	1'48.912	21.281	43	1'48.124	6.287
30	1'47.556	9.503	73	1'48.396	24.580	41	1'48.483	7.125
12	1'47.870	13.995	32	1'48.355	24.943	12	1'48.727	17.764
51	1'48.500	15.297	21	1'48.458	30.345	9	1'49.392	22.284
9	1'48.290	17.469	10	1'49.449	39.409	46	1'48.617	24.127
27	1'48.221	17.546				27	1'48.910	24.178
44	1'48.429	18.335				44	1'48.954	25.358
46	1'47.993	18.647				51	1'48.374	26.324
73	1'48.740	21.853				73	1'49.001	28.255
32	1'48.843	22.236				32	1'49.617	30.721
21	1'48.298	27.425				21	1'49.801	36.479
10	1'49.504	33.571				10	1'50.233	48.461

Lap 16

20	1'47.604		20	1'47.869		20	1'48.274	
88	1'47.742	3.935	88	1'47.481	3.572	88	1'47.520	2.592
5	1'47.997	4.044	36	1'47.535	3.876	36	1'47.624	3.000
36	1'47.888	4.395	5	1'47.789	4.810	5	1'47.667	3.535
42	1'47.699	4.636	33	1'47.590	5.452	33	1'47.980	4.903
33	1'47.501	5.792	43	1'47.448	6.178	43	1'48.220	6.233
43	1'47.638	7.029	41	1'47.425	6.399	41	1'49.179	8.030
41	1'47.625	7.320	30	1'47.775	9.055	12	1'47.749	17.239
30	1'47.681	9.580	12	1'48.092	14.930	9	1'49.286	23.296
12	1'48.039	14.430	51	1'48.563	18.192	46	1'49.293	25.146
51	1'48.499	16.192	9	1'48.118	19.413	27	1'49.248	25.152
9	1'48.495	18.360	27	1'48.729	20.574	44	1'48.975	26.059
27	1'48.648	18.590	46	1'48.571	21.515	51	1'48.132	26.182
44	1'48.569	19.300	44	1'48.612	22.024	73	1'49.419	29.400
46	1'48.570	19.613	73	1'48.798	25.509	32	1'49.931	32.378
73	1'48.816	23.065	32	1'49.398	26.472	21	1'49.701	37.906
32	1'48.724	23.356	21	1'48.850	31.326	10	1'50.119	50.306
21	1'48.679	28.500	10	1'50.112	41.652			
10	1'49.547	35.514						

Lap 17

20	1'47.647		20	1'47.612		20	1'47.612	
88	1'47.619	3.907	88	1'47.665	3.625	88	1'47.665	3.625
36	1'47.606	4.354	36	1'47.576	3.840	36	1'47.576	3.840
5	1'48.115	4.512	5	1'47.275	4.473	5	1'47.275	4.473
42	1'47.766	4.755	33	1'47.549	5.389	33	1'47.549	5.389
33	1'47.673	5.818	43	1'47.629	6.195	43	1'47.629	6.195
43	1'47.401	6.783	41	1'47.711	6.498	41	1'47.711	6.498
41	1'47.344	7.017	12	1'48.219	15.537	12	1'48.219	15.537
30	1'47.647	9.580	51	1'48.776	19.356	51	1'48.776	19.356
12	1'47.885	14.668	9	1'48.321	20.122	9	1'48.321	20.122
51	1'48.342	16.887	27	1'49.430	22.392	27	1'49.430	22.392
9	1'48.114	18.827	46	1'48.722	22.625	46	1'48.722	22.625
27	1'47.996	18.939	44	1'48.872	23.284	44	1'48.872	23.284
44	1'48.338	19.991	73	1'48.747	26.644	73	1'48.747	26.644
46	1'48.331	20.297	32	1'49.033	27.893	32	1'49.033	27.893
73	1'48.388	23.806	21	1'49.233	32.947	21	1'49.233	32.947
32	1'48.501	24.210	10	1'50.029	44.069	10	1'50.029	44.069
21	1'48.656	29.509						
10	1'49.715	37.582						

Lap 18

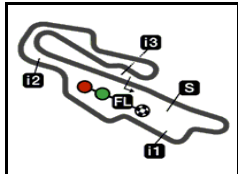
20	1'47.622		20	1'47.978		20	1'47.978	
88	1'47.675	3.960	88	1'47.845	3.492	88	1'47.845	3.492
36	1'47.478	4.210	36	1'47.905	3.767	36	1'47.905	3.767
42	1'47.671	4.804	5	1'47.608	4.103	5	1'47.608	4.103
5	1'48.000	4.890	33	1'47.831	5.242	33	1'47.831	5.242
33	1'47.535	5.731	43	1'47.977	6.194	43	1'47.977	6.194
43	1'47.438	6.599	41	1'48.153	6.673	41	1'48.153	6.673
41	1'47.448	6.843	12	1'49.509	17.068	12	1'49.509	17.068
30	1'47.191	9.149	9	1'48.779	20.923	9	1'48.779	20.923
			27	1'48.885	23.299	27	1'48.885	23.299
			46	1'48.894	23.541	46	1'48.894	23.541
			44	1'49.129	24.435	44	1'49.129	24.435
			51	1'54.603	25.981	51	1'54.603	25.981
			73	1'48.619	27.285	73	1'48.619	27.285
			32	1'49.220	29.135	32	1'49.220	29.135
			21	1'49.740	34.709	21	1'49.740	34.709
			10	1'50.168	46.259	10	1'50.168	46.259

Lap 22

Lapped rider

These data/results cannot be reproduced, stored and/or transmitted in whole or in part by any manner of electronic, mechanical, photocopying, recording, broadcasting or otherwise now known or herein after developed without the previous express consent by the copyright owner, except for reproduction in daily press and regular printed publications on sale to the public within 60 days of the event related to those data/results and always provided that copyright symbol appears together as follows below.
© DORNA, 2021





5245 m.

GRAN PREMIO D'ITALIA OAKLEY

2021 Rookie of the Year Classification

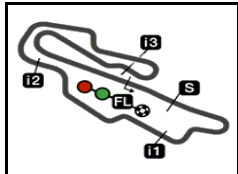
Rider	<i>Nation</i>	<i>Points</i>	<i>Leader Previous</i>	QAT	DOH	POR	SPA	FRA	ITA	CAT	GER	NED	STY	AUT	GBR	ARA	RSM	JPN	THA	AUS	MAL	VAL
1 BASTIANINI Enea	ITA	20		6	5	7	-	2	-													
2 MARTIN Jorge	SPA	17	3	3	1	16	-	-	-													
3 MARINI Luca	ITA	9	11	8	-	-	4	1	4													
4 SAVADORI Lorenzo	ITA	3	17	6	-	-	2	-	-	1												

These data/results cannot be reproduced, stored and/or transmitted in whole or in part by any manner of electronic, mechanical, photocopying, recording, broadcasting or otherwise now known or herein after developed without the previous express consent by the copyright owner, except for reproduction in daily press and regular printed publications on sale to the public within 60 days of the event related to those data/results and always provided that copyright symbol appears together as follows below.
© DORNA, 2021

Official MotoGP Timing by **TISSOT**
www.motogp.com

Mugello, Sunday, May 30, 2021





5245 m.

GRAN PREMIO D'ITALIA OAKLEY

MotoGP™

2021 Independent Team Classification

36

Rider	Nation	Points	Leader Previous	QAT	DOH	POR	SPA	FRA	ITA	CAT	GER	NED	STY	AUT	GBR	ARA	RSM	JPN	THA	AUS	MAL	VAL	
1 ZARCO Johann	FRA	81		20	20	-	8	20	13														
2 ESPARGARO Aleix	SPA	44	37	37	9	6	10	10	-	9													
3 MORBIDELLI Franco	ITA	33	48	11	-	4	13	16	-	-													
4 NAKAGAMI Takaaki	JPN	28	53	5	-	-	6	13	9	-													
5 PETRUCCI Danilo	ITA	23	58	5	-	-	3	2	11	7													
6 MARQUEZ Alex	SPA	20	61	3	-	-	8	-	10	2													
7 BASTIANINI Enea	ITA	20	61	0	6	5	7	-	2	-													
8 MARTIN Jorge	SPA	17	64	3	1	16	-	-	-	-													
9 ROSSI Valentino	ITA	15	66	2	4	-	-	-	5	6													
10 LECUONA Iker	SPA	13	68	2	-	-	1	-	7	5													
11 MARINI Luca	ITA	9	72	4	-	-	4	1	4	-													
12 PIRRO Michele	ITA	3	78	6	-	-	-	-	-	3													
13 SAVADORI Lorenzo	ITA	3	78	0	-	-	2	-	-	1													
14 RABAT Tito	SPA	1	80	2	-	-	-	-	1	-													

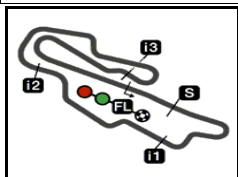
Team	Points	Leader Previous	QAT	DOH	POR	SPA	FRA	ITA	CAT	GER	NED	STY	AUT	GBR	ARA	RSM	JPN	THA	AUS	MAL	VAL		
1 PRAMAC RACING	102		21	36	-	8	21	16															
2 LCR HONDA	48	54	54	-	-	14	13	19	2														
3 PETRONAS YAMAHA SRT	48	54	0	4	4	13	16	5	6														
4 APRILIA RACING TEAM GRESINI	47	55	1	9	6	12	10	-	10														
5 TECH 3 KTM FACTORY RACING	36	66	11	-	-	4	2	18	12														
6 ESPONSORAMA RACING	29	73	7	6	5	11	1	6	-														

These data/results cannot be reproduced, stored and/or transmitted in whole or in part by any manner of electronic, mechanical, photocopying, recording, broadcasting or otherwise now known or herein after developed without the previous express consent by the copyright owner, except for reproduction in daily press and regular printed publications on sale to the public within 60 days of the event related to those data/results and always provided that copyright symbol appears together as follows below.
© DORNA, 2021

Official MotoGP Timing by 
www.motogp.com

Mugello, Sunday, May 30, 2021





5245 m.

2021 Riders Performance

(Qualifying Position - Starting Position - Race Position)

37

Rider	Points	QAT	DOH	POR	SPA	FRA	ITA	CAT	GER	NED	STY	AUT	GBR	ARA	RSM	JPN	THA	AUS	MAL	VAL
1 QUARTARARO Fabio	105	2	5	1	1	1	1													
		2-5	5-1	1-1	1-13	1-3	1-1	-	-	-	-	-	-	-	-	-	-	-	-	-
2 ZARCO Johann	81	6	2	3	6	5	3													
		6-2	2-2	3-NC	6-8	5-2	3-4	-	-	-	-	-	-	-	-	-	-	-	-	-
3 BAGNAIA Francesco	79	1	6	11	4	16	2													
		1-3	6-6	11-2	4-2	16-4	2-NC	-	-	-	-	-	-	-	-	-	-	-	-	-
4 MILLER Jack	74	5	4	4	3	3	5													
		5-9	4-9	4-NC	3-1	3-1	5-6	-	-	-	-	-	-	-	-	-	-	-	-	-
5 MIR Joan	65	10	9	9	10	14	9													
		10-4	9-7	9-3	10-5	14-NC	9-3	-	-	-	-	-	-	-	-	-	-	-	-	-
6 VIÑALES Maverick	64	3	3	12	7	2	13													
		3-1	3-5	12-11	7-7	2-10	13-8	-	-	-	-	-	-	-	-	-	-	-	-	-
7 ESPARGARO Aleix	44	8	7	7	8	13	4													
		8-7	7-10	7-6	8-6	13-NC	4-7	-	-	-	-	-	-	-	-	-	-	-	-	-
8 BINDER Brad	35	19	18	15	11	21	6													
		19-14	18-8	15-5	11-NC	21-13	6-5	-	-	-	-	-	-	-	-	-	-	-	-	-
9 MORBIDELLI Franco	33	7	10	5	2	4	10													
		7-18	10-12	5-4	2-3	4-16	10-16	-	-	-	-	-	-	-	-	-	-	-	-	-
10 OLIVEIRA Miguel	29	15	12	10	16	10	7													
		15-13	12-15	10-16	16-11	10-NC	7-2	-	-	-	-	-	-	-	-	-	-	-	-	-
11 ESPARGARO Pol	29	12	15	14	13	8	12													
		12-8	15-13	14-NC	13-10	8-8	12-12	-	-	-	-	-	-	-	-	-	-	-	-	-
12 NAKAGAMI Takaaki	28	11	16	21	5	7	15													
		11-NC	16-17	21-10	5-4	7-7	15-NC	-	-	-	-	-	-	-	-	-	-	-	-	-
13 RINS Alex	23	9	8	2	9	15	8													
		9-6	8-4	2-NC	9-20	15-NC	8-NC	-	-	-	-	-	-	-	-	-	-	-	-	-

NC=Not classified NL=Not finished first lap NP=Not started race re-start N2=Not finished first lap race re-start EX=Excluded NS=Not Started DS=Disqualified

These data/results cannot be reproduced, stored and/or transmitted in whole or in part by any manner of electronic, mechanical, photocopying, recording, broadcasting or otherwise now known or herein after developed without the previous express consent by the copyright owner, except for reproduction in daily press and regular printed publications on sale to the public within 60 days of the event related to those data/results and always provided that copyright symbol appears together as follows below.
© DORNA, 2021



	Rider	Points	QAT	DOH	POR	SPA	FRA	ITA	CAT	GER	NED	STY	AUT	GBR	ARA	RSM	JPN	THA	AUS	MAL	VAL
14	PETRUCCI Danilo	23	20	17	18	19	17	18													
			20-NL	17-19	18-13	19-14	17-5	18-9	-	-	-	-	-	-	-	-	-	-	-	-	-
15	MARQUEZ Alex	20	16	14	13	20	19	22													
			16-NC	14-NC	13-8	20-NL	19-6	22-14	-	-	-	-	-	-	-	-	-	-	-	-	-
16	BASTIANINI Enea	20	13	19	16	15	22	14													
			13-10	19-11	16-9	15-NC	22-14	23-NL	-	-	-	-	-	-	-	-	-	-	-	-	-
17	MARTIN Jorge	17	14	1																	
			14-15	1-3	-	-	-	-	-	-	-	-	-	-	-	-	-	-	-	-	-
18	MARQUEZ Marc	16			6	14	6	11													
			-	-	6-7	14-9	6-NC	11-NC	-	-	-	-	-	-	-	-	-	-	-	-	-
19	ROSSI Valentino	15	4	21	17	17	9	19													
			4-12	21-16	17-NC	17-16	9-11	19-10	-	-	-	-	-	-	-	-	-	-	-	-	-
20	LECUONA Iker	13	21	20	19	21	18	20													
			21-17	20-NC	19-15	21-17	18-9	20-11	-	-	-	-	-	-	-	-	-	-	-	-	-
21	BRADL Stefan	11	17	11		12															
			17-11	11-14	-	12-12	-	-	-	-	-	-	-	-	-	-	-	-	-	-	-
22	MARINI Luca	9	18	13	8	18	12	17													
			18-16	13-18	8-12	18-15	12-12	17-17	-	-	-	-	-	-	-	-	-	-	-	-	-
23	PIRRO Michele	3						16													
			-	-	-	-	-	16-13	-	-	-	-	-	-	-	-	-	-	-	-	-
24	SAVADORI Lorenzo	3	22	22	20	22	11	21													
			22-19	22-20	20-14	22-19	11-NC	21-15	-	-	-	-	-	-	-	-	-	-	-	-	-
25	RABAT Tito	1				23	20														
			-	-	-	23-18	20-15	-	-	-	-	-	-	-	-	-	-	-	-	-	-

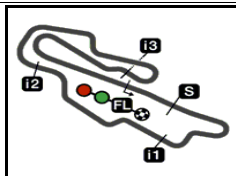
NC=Not classified NL=Not finished first lap NP=Not started race re-start N2=Not finished first lap race re-start EX=Excluded NS=Not Started DS=Disqualified

These data/results cannot be reproduced, stored and/or transmitted in whole or in part by any manner of electronic, mechanical, photocopying, recording, broadcasting or otherwise now known or herein after developed without the previous express consent by the copyright owner, except for reproduction in daily press and regular printed publications on sale to the public within 60 days of the event related to those data/results and always provided that copyright symbol appears together as follows below.
© DORNA, 2021

Official MotoGP Timing by TISSOT
www.motogp.com

Mugello, Sunday, May 30, 2021





GRAN PREMIO D'ITALIA OAKLEY
Official Starting Grid

5245 m.

Race : 23 laps = 120.635 km



1	3 1'45.432 5 Johann ZARCO Ducati	2 1'45.417 63 Francesco BAGNAIA Ducati	1 1'45.187 20 Fabio QUARTARARO Yamaha
2	6 1'45.743 33 Brad BINDER KTM	5 1'45.598 43 Jack MILLER Ducati	4 1'45.538 41 Aleix ESPARGARO Aprilia
3	9 1'46.076 36 Joan MIR Suzuki	8 1'45.996 42 Alex RINS Suzuki	7 1'45.745 88 Miguel OLIVEIRA KTM
4	12 1'46.393 44 Pol ESPARGARO Honda	11 1'46.125 93 Marc MARQUEZ Honda	10 1'46.084 21 Franco MORBIDELLI Yamaha
5	15 1'46.195 30 Takaaki NAKAGAMI Honda	14 1'46.129 23 Enea BASTIANINI Ducati	13 1'46.045 12 Maverick VIÑALES Yamaha
6	18 1'46.548 9 Danilo PETRUCCI KTM	17 1'46.481 10 Luca MARINI Ducati	16 1'46.302 51 Michele PIRRO Ducati
7	21 1'47.146 32 Lorenzo SAVADORI Aprilia	20 1'47.084 27 Iker LECUONA KTM	19 1'46.770 46 Valentino ROSSI Yamaha
8			22 1'47.216 73 Alex MARQUEZ Honda

The results are provisional until the end of the limit for protest and appeals and until the ratification of the Event Management Committee.

Time limit for protest expires 60' at the latest after publication of the results - Time:

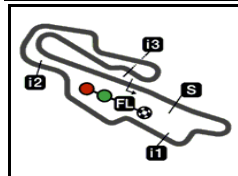
These data/results cannot be reproduced, stored and/or transmitted in whole or in part by any manner of electronic, mechanical, photocopying, recording, broadcasting or otherwise now known or herein after developed without the previous express consent by the copyright owner, except for reproduction in daily press and regular printed publications on sale to the public within 60 days of the event related to those data/results and always provided that copyright symbol appears together as follows below.

© DORNA, 2021

Official MotoGP Timing by **TISSOT**
www.motogp.com

Mugello, Sunday, May 30, 2021





5245 m.

GRAN PREMIO D'ITALIA OAKLEY

Race

Top Speed & Average



Rider	Nation	Motorcycle	Top 5 speeds					Average	Top
43 Jack MILLER	AUS	DUCATI	356.4	355.2	354.0	352.9	352.9	354.1	356.4
51 Michele PIRRO	ITA	DUCATI	356.4	352.9	352.9	352.9	352.9	353.6	356.4
5 Johann ZARCO	FRA	DUCATI	354.0	354.0	352.9	352.9	351.7	352.7	354.0
27 Iker LECUONA	SPA	KTM	352.9	350.6	349.5	349.5	348.3	350.2	352.9
33 Brad BINDER	RSA	KTM	352.9	352.9	352.9	352.9	352.9	352.9	352.9
41 Aleix ESPARGARO	SPA	APRILIA	352.9	349.5	349.5	349.5	349.5	350.1	352.9
42 Alex RINS	SPA	SUZUKI	352.9	352.9	351.7	349.5	349.5	351.0	352.9
36 Joan MIR	SPA	SUZUKI	351.7	350.6	350.6	349.5	348.3	350.1	351.7
46 Valentino ROSSI	ITA	YAMAHA	351.7	351.7	350.6	350.6	347.2	350.4	351.7
88 Miguel OLIVEIRA	POR	KTM	351.7	350.6	349.5	349.5	349.5	350.2	351.7
30 Takaaki NAKAGAMI	JPN	HONDA	350.6	345.0	345.0	345.0	343.9	345.9	350.6
44 Pol ESPARGARO	SPA	HONDA	350.6	347.2	347.2	347.2	346.1	347.0	350.6
9 Danilo PETRUCCI	ITA	KTM	349.5	348.3	348.3	347.2	347.2	348.0	349.5
10 Luca MARINI	ITA	DUCATI	349.5	349.5	346.1	346.1	345.0	346.6	349.5
32 Lorenzo SAVADORI	ITA	APRILIA	349.5	348.3	347.2	347.2	345.0	346.5	349.5
12 Maverick VIÑALES	SPA	YAMAHA	347.2	346.1	346.1	345.0	345.0	345.6	347.2
73 Alex MARQUEZ	SPA	HONDA	346.1	346.1	343.9	343.9	343.9	344.6	346.1
63 Francesco BAGNAIA	ITA	DUCATI	345.0	268.6				306.8	345.0
93 Marc MARQUEZ	SPA	HONDA	274.8					274.8	345.0
20 Fabio QUARTARARO	FRA	YAMAHA	343.9	341.7	341.7	341.7	341.7	342.1	343.9
21 Franco MORBIDELLI	ITA	YAMAHA	335.4	334.3	334.3	334.3	334.3	334.5	335.4
23 Enea BASTIANINI	ITA	DUCATI	204.9					204.9	204.9

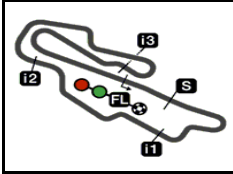
These data/results cannot be reproduced, stored and/or transmitted in whole or in part by any manner of electronic, mechanical, photocopying, recording, broadcasting or otherwise now known or herein after developed without the previous express consent by the copyright owner, except for reproduction in daily press and regular printed publications on sale to the public within 60 days of the event related to those data/results and always provided that copyright symbol appears together as follows below.

© DORNA, 2021

Official MotoGP Timing by TISSOT
www.motogp.com




Mugello, Sunday, May 30, 2021



5245 m.

GRAN PREMIO D'ITALIA OAKLEY
Race
Fastest Laps Sequence

<i>Lap</i>	<i>Race Time</i>	 <i>Rider</i>	<i>Nation</i>	<i>Motorcycle</i>	<i>Time</i>	<i>Km/h</i>	<i>Riders's Lap</i>
2	3'40.094	5 Johann ZARCO	FRA	DUCATI	1'46.810	176.7	2

These data/results cannot be reproduced, stored and/or transmitted in whole or in part by any manner of electronic, mechanical, photocopying, recording, broadcasting or otherwise now known or herein after developed without the previous express consent by the copyright owner, except for reproduction in daily press and regular printed publications on sale to the public within 60 days of the event related to those data/results and always provided that copyright symbol appears together as follows below.

© DORNA, 2021

Official MotoGP Timing by **TISSOT**
www.motogp.com

Mugello, Sunday, May 30, 2021

