

4226 m.

GP NOLAN DEL MADE IN ITALY E DELL'EMILIA-ROMAGNA

Race

Classification after 27 laps = 114.102 km

29

Pos		Rider	Nation	Team	Motorcycle	Total Time	Km/h	Gap
1	25	93 Marc MARQUEZ	SPA	Repsol Honda Team	HONDA	41'52.830	163.4	
2	20	44 Poi ESPARGARO	SPA	Repsol Honda Team	HONDA	41'57.689	163.1	4.859
3	16	23 Enea BASTIANINI	ITA	Avintia Esponsorama	DUCATI	42'04.843	162.6	12.013
4	13	20 Fabio QUARTARARO	FRA	Monster Energy Yamaha MotoGP	YAMAHA	42'05.605	162.6	12.775
5	11	5 Johann ZARCO	FRA	Pramac Racing	DUCATI	42'09.288	162.4	16.458
6	10	42 Alex RINS	SPA	Team SUZUKI ECSTAR	SUZUKI	42'10.499	162.3	17.669
7	9	41 Aleix ESPARGARO	SPA	Aprilia Racing Team Gresini	APRILIA	42'11.298	162.2	18.468
8	8	12 Maverick VIÑALES	SPA	Aprilia Racing Team Gresini	APRILIA	42'11.437	162.2	18.607
9	7	10 Luca MARINI	ITA	SKY VR46 Avintia	DUCATI	42'18.247	161.8	25.417
10	6	46 Valentino ROSSI	ITA	Petronas Yamaha SRT	YAMAHA	42'20.565	161.6	27.735
11	5	33 Brad BINDER	RSA	Red Bull KTM Factory Racing	KTM	42'20.709	161.6	27.879
12	4	51 Michele PIRRO	ITA	Ducati Lenovo Team	DUCATI	42'20.967	161.6	28.137
13	3	4 Andrea DOVIZIOSO	ITA	Petronas Yamaha SRT	YAMAHA	42'34.243	160.8	41.413
14	2	21 Franco MORBIDELLI	ITA	Monster Energy Yamaha MotoGP	YAMAHA	42'35.660	160.7	42.830
15	1	30 Takaaki NAKAGAMI	JPN	LCR Honda IDEMITSU	HONDA	43'15.292	158.2	1'22.462
Not Classified								
		63 Francesco BAGNAIA	ITA	Ducati Lenovo Team	DUCATI	34'01.871	163.9	5 laps
		88 Miguel OLIVEIRA	POR	Red Bull KTM Factory Racing	KTM	34'12.867	163.0	5 laps
		89 Jorge MARTIN	SPA	Pramac Racing	DUCATI	18'49.173	161.6	15 laps
		27 Iker LECUONA	SPA	Tech 3 KTM Factory Racing	KTM	15'46.797	160.6	17 laps
		73 Alex MARQUEZ	SPA	LCR Honda CASTROL	HONDA	14'11.194	160.8	18 laps
		43 Jack MILLER	AUS	Ducati Lenovo Team	DUCATI	4'44.217	160.5	24 laps
		9 Danilo PETRUCCI	ITA	Tech 3 KTM Factory Racing	KTM	3'17.501	154.0	25 laps
		36 Joan MIR	SPA	Team SUZUKI ECSTAR	SUZUKI	3'17.643	153.9	25 laps

The results are provisional until the end of the limit for protest and appeals.

Time limit for protest expires 30' after publication of the results - Time:

These data/results cannot be reproduced, stored and/or transmitted in whole or in part by any manner of electronic, mechanical, photocopying, recording, broadcasting or otherwise now known or herein after developed without the previous express consent by the copyright owner, except for reproduction in daily press and regular printed publications on sale to the public within 60 days of the event related to those data/results and always provided that copyright symbol appears together as follows below.

© DORNA, 2021

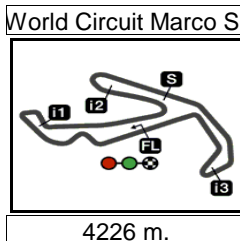


GP NOLAN DEL MADE IN ITALY E DELL'EMILIA-ROMAGNA

Race

Classification after 27 laps = 114.102 km

29



4226 m.

Pos	Rider	Nation	Team	Motorcycle	Total Time	Km/h	Gap
-----	-------	--------	------	------------	------------	------	-----

Race condition: **Dry**

Air: 18°

Humidity: 55%

Ground: 23°

Pole Position:

Fastest Lap (New record):

Best Race Lap:

All Time Lap Record:

Francesco BAGNAIA 1'33.045 163.5 Km/h

Francesco BAGNAIA 1'32.171 165.0 Km/h

Enea BASTIANINI 1'32.242 164.9 Km/h

Francesco BAGNAIA 1'31.065 167.0 Km/h

13:35'00

13:37'06 Brad BINDER

13:57'57

13:58'08 Brad BINDER

14:00'19

14:03'22 Joan MIR14:03'23 Joan MIR

14:04'00 Joan MIR

14:04'00 Danilo PETRUCCI

14:06'28 Jack MILLER

14:10'21 Brad BINDER14:13'21 Andrea DOVIZIOSO

14:14'27 Takaaki NAKAGAMI

14:14'40 Takaaki NAKAGAMI

14:15'25 Alex MARQUEZ

14:16'29 Iker LECUONA

14:19'25 Jorge MARTIN

14:22'19 Brad BINDER14:29'14 Johann ZARCO14:30'58 Franco MORBIDELLI14:32'46 Andrea DOVIZIOSO14:35'16 Franco MORBIDELLI

14:35'44 Francesco BAGNAIA

14:36'18 Miguel OLIVEIRA

14:36'38 Takaaki NAKAGAMI14:36'44 Pol ESPARGARO14:41'41 Fabio QUARTARARO

SIGHTING LAP START

crashed out on sighting lap

WARM UP LAP START

starting warm up lap from pit lane

RACE START

jump startdouble long lap penalty

crashed out - Rider OK

crashed out - Rider OK

crashed out - Rider OK

track limits warningtrack limits warning

crashed out - Rider OK

re-joined race

stopped with technical issue

crashed out - Rider OK

crashed out - Rider OK

long lap penalty due to exceeding track limittrack limits warningtrack limits warninglong lap penalty due to exceeding track limitlong lap penalty due to exceeding track limit

crashed out - Rider OK

crashed out - Rider OK

track limits warningtrack limits warningtrack limits warning

The results are provisional until the end of the limit for protest and appeals.

Time limit for protest expires 30' after publication of the results - Time:

These data/results cannot be reproduced, stored and/or transmitted in whole or in part by any manner of electronic, mechanical, photocopying, recording, broadcasting or otherwise now known or herein after developed without the previous express consent by the copyright owner, except for reproduction in daily press and regular printed publications on sale to the public within 60 days of the event related to those data/results and always provided that copyright symbol appears together as follows below.

© DORNA, 2021

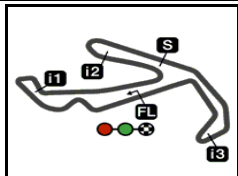
Official MotoGP Timing by TISSOT

www.motogp.com

Misano Adriatico, Sunday, October 24, 2021

Page 2 of 2





4226 m.

GP NOLAN DEL MADE IN ITALY E DELL'EMILIA-ROMAGNA

MotoGP™

World Championship Classification

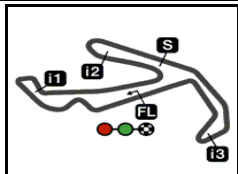
30

Rider		Points	Leader	Previous	QAT	DOH	POR	SPA	FRA	ITA	CAT	GER	NED	STY	AUT	GBR	ARA	RSM	AME	EMI	ALR	VAL
1	QUARTARARO Fabio	FRA	267		11	25	25	3	16	25	10	16	25	16	9	25	8	20	20	13		
2	BAGNAIA Francesco	ITA	202	65	65	16	10	20	20	13	-	9	11	10	5	20	2	25	25	16	-	
3	MIR Joan	SPA	175	92	27	13	9	16	11	-	16	13	7	16	20	13	7	16	10	8	-	
4	ZARCO Johann	FRA	152	115	23	20	20	-	8	20	13	20	8	13	10	-	5	0	4	-	11	
5	MILLER Jack	AUS	149	118	3	7	7	-	25	25	10	16	10	-	-	5	13	11	11	9	-	
6	MARQUEZ Marc	SPA	142	125	7	-	-	9	7	-	-	-	25	9	8	1	-	20	13	25	25	
7	BINDER Brad	RSA	136	131	6	2	8	11	-	3	11	8	13	4	13	25	10	9	7	7	5	
8	ESPARGARO Aleix	SPA	113	154	23	9	6	10	10	-	9	-	9	8	-	6	16	13	8	-	9	
9	VIÑALES Maverick	SPA	106	161	7	25	11	5	9	6	8	11	0	20	-	-	-	0	3	-	8	
10	OLIVEIRA Miguel	POR	92	175	14	3	1	0	5	-	20	25	20	11	-	-	0	2	0	5	-	
11	RINS Alex	SPA	91	176	1	10	13	-	0	-	-	-	5	5	9	2	20	4	-	13	10	
12	ESPARGARO Pol	SPA	90	177	1	8	3	-	6	8	4	-	6	6	0	0	11	3	9	6	20	
13	BASTIANINI Enea	ITA	87	180	3	6	5	7	-	2	-	6	0	1	4	-	4	10	16	10	16	
14	MARTIN Jorge	SPA	82	185	5	1	16	-	-	-	-	2	4	-	25	16	-	7	-	11	-	
15	NAKAGAMI Takaaki	JPN	71	196	11	-	0	6	13	9	-	3	3	7	11	3	3	6	6	0	1	
16	MARQUEZ Alex	SPA	54	213	17	-	-	8	-	10	2	5	-	2	7	7	8	-	1	4	-	
17	MORBIDELLI Franco	ITA	42	225	12	0	4	13	16	0	0	7	0	-	-	-	-	0	0	2		
18	LECUONA Iker	SPA	38	229	4	0	-	1	0	7	5	-	0	-	1	10	9	5	-	0	-	
19	PETRUCCI Danilo	ITA	37	230	1	-	0	3	2	11	7	-	-	3	0	4	6	1	0	0	-	
20	MARINI Luca	ITA	37	230	0	0	0	4	1	4	0	4	1	0	2	11	1	0	0	2	7	
21	ROSSI Valentino	ITA	35	232	2	4	0	-	0	5	6	-	2	-	3	8	0	0	0	1	6	
22	BRADL Stefan	GER	13	254	22	5	2	-	4	-	-	-	-	-	-	-	-	2	-	-	-	
23	PIRRO Michele	ITA	12	255	1	-	-	-	-	-	3	-	-	-	-	-	-	-	5	-	4	
24	PEDROSA Dani	SPA	6	261	6	-	-	-	-	-	-	-	-	-	6	-	-	-	-	-	-	
25	DOVIZIOSO Andrea	ITA	6	261	0	-	-	-	-	-	-	-	-	-	-	-	-	0	3	3		

These data/results cannot be reproduced, stored and/or transmitted in whole or in part by any manner of electronic, mechanical, photocopying, recording, broadcasting or otherwise now known or herein after developed without the previous express consent by the copyright owner, except for reproduction in daily press and regular printed publications on sale to the public within 60 days of the event related to those data/results and always provided that copyright symbol appears together as follows below.
© DORNA, 2021

Official MotoGP Timing by TISSOT
www.motogp.com





4226 m.

GP NOLAN DEL MADE IN ITALY E DELL'EMILIA-ROMAGNA

MotoGP™

World Championship Classification

30

Rider		Points	Leader	Previous	QAT	DOH	POR	SPA	FRA	ITA	CAT	GER	NED	STY	AUT	GBR	ARA	RSM	AME	EMI	ALR	VAL	
26	SAVADORI Lorenzo	ITA	4	263	2	0	0	2	0	-	1	1	-	0	-	-	-	-	-	-	-	-	-
27	RABAT Tito	SPA	1	266	3	-	-	-	0	1	-	-	-	-	-	-	-	-	-	-	-	-	-
28	CRUTCHLOW Cal	GBR	0	267	1	-	-	-	-	-	-	-	-	0	0	0	0	-	-	-	-	-	-
29	GERLOFF Garrett	USA	0	267	0	-	-	-	-	-	-	-	0	-	-	-	-	-	-	-	-	-	-
30	DIXON Jake	GBR	0	267	0	-	-	-	-	-	-	-	-	-	-	0	-	-	-	-	-	-	-

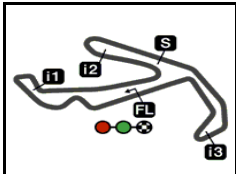
Constructor	Points	Leader	Previous	QAT	DOH	POR	SPA	FRA	ITA	CAT	GER	NED	STY	AUT	GBR	ARA	RSM	AME	EMI	ALR	VAL	
1 DUCATI	307			20	20	20	25	25	13	20	11	13	25	20	13	25	25	16	16			
2 YAMAHA	295	12	12	25	25	25	16	16	25	11	16	25	16	9	25	8	20	20	13			
3 SUZUKI	207	100	88	13	13	16	11	-	16	13	7	16	20	13	20	16	10	13	10			
4 HONDA	198	109	9	8	3	9	13	10	4	5	25	9	11	7	11	20	13	25	25			
5 KTM	190	117	8	3	8	11	5	11	20	25	20	11	13	25	10	9	7	7	5			
6 APRILIA	114	193	76	9	6	10	10	-	9	1	9	8	-	6	16	13	8	-	9			

Team	Points	Leader	Previous	QAT	DOH	POR	SPA	FRA	ITA	CAT	GER	NED	STY	AUT	GBR	ARA	RSM	AME	EMI	ALR	VAL	
1 MONSTER ENERGY YAMAHA MOTOGP	364			36	36	30	12	22	33	21	16	45	16	9	25	8	20	20	15			
2 DUCATI LENOVO TEAM	351	13	13	23	17	20	45	38	10	25	21	10	5	25	15	36	36	25	-			
3 TEAM SUZUKI ECSTAR	266	98	85	23	22	16	11	-	16	13	12	21	29	15	27	20	10	21	10			
4 REPSOL HONDA TEAM	239	125	27	13	5	9	13	8	4	-	31	15	8	1	11	23	22	31	45			
5 PRAMAC RACING	238	126	1	21	36	-	8	21	16	22	12	13	35	16	5	7	4	11	11			
6 RED BULL KTM FACTORY RACING	228	136	10	5	9	11	5	3	31	33	33	15	13	25	10	11	7	12	5			
7 APRILIA RACING TEAM GRESINI	128	236	100	9	6	12	10	-	10	1	9	8	-	6	16	13	11	-	17			
8 LCR HONDA	125	239	3	-	-	14	13	19	2	8	3	9	18	10	11	6	7	4	1			
9 ESPONSORAMA RACING	124	240	1	6	5	11	1	6	-	10	1	1	6	11	5	10	16	12	23			

These data/results cannot be reproduced, stored and/or transmitted in whole or in part by any manner of electronic, mechanical, photocopying, recording, broadcasting or otherwise now known or herein after developed without the previous express consent by the copyright owner, except for reproduction in daily press and regular printed publications on sale to the public within 60 days of the event related to those data/results and always provided that copyright symbol appears together as follows below.
© DORNA, 2021

Official MotoGP Timing by TISSOT
www.motogp.com





4226 m.

GP NOLAN DEL MADE IN ITALY E DELL'EMILIA-ROMAGNA

MotoGP™

World Championship Classification

30

Team	Points	Leader	Previous	QAT	DOH	POR	SPA	FRA	ITA	CAT	GER	NED	STY	AUT	GBR	ARA	RSM	AME	EMI	ALR	VAL
10 PETRONAS YAMAHA SRT	81	283	43	4	4	13	16	5	6	7	2	-	3	8	-	-	-	4	9		
11 TECH 3 KTM FACTORY RACING	75	289	6	-	-	4	2	18	12	-	-	3	1	14	15	6	-	-	-		

These data/results cannot be reproduced, stored and/or transmitted in whole or in part by any manner of electronic, mechanical, photocopying, recording, broadcasting or otherwise now known or herein after developed without the previous express consent by the copyright owner, except for reproduction in daily press and regular printed publications on sale to the public within 60 days of the event related to those data/results and always provided that copyright symbol appears together as follows below.
© DORNA, 2021

Official MotoGP Timing by TISSOT
www.motogp.com

Misano Adriatico, Sunday, October 24, 2021

Page 3 of 3

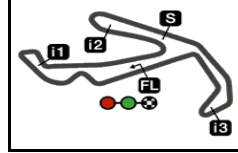


GP NOLAN DEL MADE IN ITALY E DELL'EMILIA-ROMAGNA

Race

Lap Chart

31



4226 m.

Pos	1	2	3	4	5	6	7	8	9	10	11	12	13	14	15	16	17	18	19	20	21	22	23
Grid	63	43	10	44	88	21	93	27	9	5	41	89	42	73	20	23	30	36	12	33	4	51	46

1	63	43	93	88	44	21	10	41	27	42	89	9	5	20	30	36	73	23	12	33	51	46	4	
2	63	43	93	44	88	21	41	10	27	42	89	20	5	73	30	9	23	36	33	51	12	46	4	
3	63	43	93	44	88	21	41	10	27	42	89	20	5	73	30	23	33	51	12	4	46			
4	63	93	44	88	21	41	10	89	27	42	20	5	73	30	23	33	51	12	4	46				
5	63	93	44	88	21	41	10	89	42	27	20	5	73	30	23	33	51	12	4	46				
6	63	93	44	88	21	41	10	89	42	20	5	27	73	30	23	33	51	12	4	46				
7	63	93	44	88	21	41	10	89	42	20	5	73	30	27	33	23	51	12	4	46				
8	63	93	44	88	21	41	10	42	89	20	5	73	30	27	33	23	51	12	46	4				
9	63	93	44	88	21	41	10	42	20	89	5	73	33	23	27	51	12	46	4	30				
10	63	93	44	88	21	41	10	42	20	89	5	33	23	27	51	12	46	4	30					
L	11	63	93	44	88	21	41	10	42	20	89	5	23	33	51	12	46	4	30					
a	12	63	93	44	88	41	21	10	42	20	89	5	23	33	51	12	46	4	30					
P	13	63	93	44	88	41	21	42	10	20	5	23	33	51	12	46	4	30						
S	14	63	93	44	88	41	21	42	10	20	5	23	33	51	12	46	4	30						
	15	63	93	44	88	41	42	20	10	5	21	23	12	51	33	46	4	30						
	16	63	93	44	88	41	42	20	10	5	21	23	12	51	33	46	4	30						
	17	63	93	44	88	41	42	20	10	5	23	21	12	51	33	46	4	30						
	18	63	93	44	88	41	20	42	10	5	23	21	12	51	33	46	4	30						
	19	63	93	44	88	20	41	42	5	23	10	12	21	51	33	46	4	30						
	20	63	93	44	88	20	41	42	5	23	10	12	21	51	33	46	4	30						
	21	63	93	44	88	20	42	41	23	5	10	12	51	21	33	46	4	30						
	22	63	93	44	88	20	42	23	5	41	10	12	51	33	46	21	4	30						
	23	93	44	20	23	42	5	41	10	12	51	33	46	21	4	30								
	24	93	44	20	23	5	42	41	12	10	33	46	51	21	4	30								
	25	93	44	20	23	5	42	41	12	10	33	46	51	4	21	30								
	26	93	44	20	23	5	42	41	12	10	33	46	51	4	21	30								
	27	93	44	23	20	5	42	41	12	10	46	33	51	4	21	30								



Winner



Lapped rider

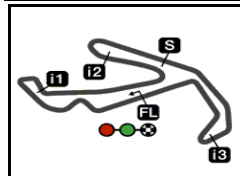
These data/results cannot be reproduced, stored and/or transmitted in whole or in part by any manner of electronic, mechanical, photocopying, recording, broadcasting or otherwise now known or herein after developed without the previous express consent by the copyright owner, except for reproduction in daily press and regular printed publications on sale to the public within 60 days of the event related to those data/results and always provided that copyright symbol appears together as follows below.

© DORNA, 2021

Official MotoGP Timing by TISSOT
www.motogp.com

Misano Adriatico, Sunday, October 24, 2021





4226 m.

GP NOLAN DEL MADE IN ITALY E DELL'EMILIA-ROMAGNA

Race

Fastest Lap of Each Rider

32

	Rider	Nation	Team	Motorcycle	Time	Lap Total	Gap
1	63 Francesco BAGNAIA	ITA	Ducati Lenovo Team	DUCATI	1'32.171	16 22	
2	23 Enea BASTIANINI	ITA	Avintia Esponsorama	DUCATI	1'32.244	26 27	0.073 0.073
3	93 Marc MARQUEZ	SPA	Repsol Honda Team	HONDA	1'32.256	5 27	0.085 0.012
4	12 Maverick VIÑALES	SPA	Aprilia Racing Team Gresini	APRILIA	1'32.533	20 27	0.362 0.277
5	44 Po ESPARGARO	SPA	Repsol Honda Team	HONDA	1'32.577	12 27	0.406 0.044
6	88 Miguel OLIVEIRA	POR	Red Bull KTM Factory Racing	KTM	1'32.694	11 22	0.523 0.117
7	20 Fabio QUARTARARO	FRA	Monster Energy Yamaha MotoGP	YAMAHA	1'32.718	16 27	0.547 0.024
8	41 Aleix ESPARGARO	SPA	Aprilia Racing Team Gresini	APRILIA	1'32.791	8 27	0.620 0.073
9	42 Alex RINS	SPA	Team SUZUKI ECSTAR	SUZUKI	1'32.819	9 27	0.648 0.028
10	43 Jack MILLER	AUS	Ducati Lenovo Team	DUCATI	1'32.840	3 3	0.669 0.021
11	89 Jorge MARTIN	SPA	Pramac Racing	DUCATI	1'32.927	10 12	0.756 0.087
12	30 Takaaki NAKAGAMI	JPN	LCR Honda IDEMITSU	HONDA	1'32.973	8 27	0.802 0.046
13	21 Franco MORBIDELLI	ITA	Monster Energy Yamaha MotoGP	YAMAHA	1'32.990	5 27	0.819 0.017
14	10 Luca MARINI	ITA	SKY VR46 Avintia	DUCATI	1'33.044	7 27	0.873 0.054
15	5 Johann ZARCO	FRA	Pramac Racing	DUCATI	1'33.049	10 27	0.878 0.005
16	33 Brad BINDER	RSA	Red Bull KTM Factory Racing	KTM	1'33.083	18 27	0.912 0.034
17	46 Valentino ROSSI	ITA	Petronas Yamaha SRT	YAMAHA	1'33.083	16 27	0.912
18	73 Alex MARQUEZ	SPA	LCR Honda CASTROL	HONDA	1'33.203	4 9	1.032 0.120
19	51 Michele PIRRO	ITA	Ducati Lenovo Team	DUCATI	1'33.210	11 27	1.039 0.007
20	27 Iker LECUONA	SPA	Tech 3 KTM Factory Racing	KTM	1'33.293	10 10	1.122 0.083
21	4 Andrea DOVIZIOSO	ITA	Petronas Yamaha SRT	YAMAHA	1'33.339	13 27	1.168 0.046
22	36 Joan MIR	SPA	Team SUZUKI ECSTAR	SUZUKI	1'35.551	2 2	3.380 2.212
23	9 Danilo PETRUCCI	ITA	Tech 3 KTM Factory Racing	KTM	1'36.021	2 2	3.850 0.470

These data/results cannot be reproduced, stored and/or transmitted in whole or in part by any manner of electronic, mechanical, photocopying, recording, broadcasting or otherwise now known or herein after developed without the previous express consent by the copyright owner, except for reproduction in daily press and regular printed publications on sale to the public within 60 days of the event related to those data/results and always provided that copyright symbol appears together as follows below.

© DORNA, 2021

Official MotoGP Timing by TISSOT
www.motogp.com

Misano Adriatico, Sunday, October 24, 2021



GP NOLAN DEL MADE IN ITALY E DELL'EMILIA-ROMAGNA*After the Race***Event Best Maximum Speed****33****Rider****Nation Team****Motorcycle Km/h**

Rider	Nation Team	Motorcycle	Km/h	
5 Johann ZARCO	FRA Pramac Racing	DUCATI	305.0	Race
12 Maverick VIÑALES	SPA Aprilia Racing Team Gresini	APRILIA	304.2	Race
23 Enea BASTIANINI	ITA Avintia Esponsorama	DUCATI	302.5	Race
89 Jorge MARTIN	SPA Pramac Racing	DUCATI	302.5	Race
73 Alex MARQUEZ	SPA LCR Honda CASTROL	HONDA	301.6	Race
10 Luca MARINI	ITA SKY VR46 Avintia	DUCATI	301.6	Race
41 Aleix ESPARGARO	SPA Aprilia Racing Team Gresini	APRILIA	300.8	Race
43 Jack MILLER	AUS Ducati Lenovo Team	DUCATI	300.8	Qualifying Nr. 2
30 Takaaki NAKAGAMI	JPN LCR Honda IDEMITSU	HONDA	300.8	Race
36 Joan MIR	SPA Team SUZUKI ECSTAR	SUZUKI	300.8	Race
63 Francesco BAGNAIA	ITA Ducati Lenovo Team	DUCATI	300.0	Qualifying Nr. 1
33 Brad BINDER	RSA Red Bull KTM Factory Racing	KTM	300.0	Race
51 Michele PIRRO	ITA Ducati Lenovo Team	DUCATI	299.1	Race
93 Marc MARQUEZ	SPA Repsol Honda Team	HONDA	299.1	Race
20 Fabio QUARTARARO	FRA Monster Energy Yamaha MotoGP	YAMAHA	298.3	Race
27 Iker LECUONA	SPA Tech 3 KTM Factory Racing	KTM	298.3	Race
42 Alex RINS	SPA Team SUZUKI ECSTAR	SUZUKI	298.3	Race
44 Po ESPARGARO	SPA Repsol Honda Team	HONDA	298.3	Race
88 Miguel OLIVEIRA	POR Red Bull KTM Factory Racing	KTM	298.3	Race
46 Valentino ROSSI	ITA Petronas Yamaha SRT	YAMAHA	295.8	Race
21 Franco MORBIDELLI	ITA Monster Energy Yamaha MotoGP	YAMAHA	295.0	Race
9 Daniilo PETRUCCI	ITA Tech 3 KTM Factory Racing	KTM	294.2	Race
4 Andrea DOVIZIOSO	ITA Petronas Yamaha SRT	YAMAHA	293.4	Race
32 Lorenzo SAVADORI	ITA Aprilia Racing Team Gresini	APRILIA	286.4	Free Practice Nr. 2

These data/results cannot be reproduced, stored and/or transmitted in whole or in part by any manner of electronic, mechanical, photocopying, recording, broadcasting or otherwise now known or herein after developed without the previous express consent by the copyright owner, except for reproduction in daily press and regular printed publications on sale to the public within 60 days of the event related to those data/results and always provided that copyright symbol appears together as follows below.

© DORNA, 2021

Official MotoGP Timing by TISSOT
www.motogp.com

Misano Adriatico, Sunday, October 24, 2021

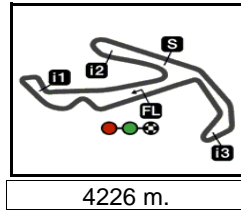


GP NOLAN DEL MADE IN ITALY E DELL'EMILIA-ROMAGNA

Race

Chronological Analysis of Performances

34



4226 m.

* Lap / Sector time cancelled

T1 Time from finish line to 1st intermedate

T3 Time from 2nd intermed. to 3rd intermed.

P Crossing the finish line in pit lane

T2 Time from 1st intermed. to 2nd intermed.

T4 Time from 3rd intermedate to finish line

**Tyre data subject to further updates

Lap	Lap Time	T1	T2	T3	T4	Speed	Lap	Lap Time	T1	T2	T3	T4	Speed	
1st	93	Marc MARQUEZ				HONDA	SPA	8	1'32.806	26.097	20.666	25.246	20.797	292.6
		Repsol Honda Team						9	1'32.579	25.918	20.753	25.211	20.697	295.0
							10	1'32.632	25.986	20.689	25.159	20.798	295.0	
							11	1'32.728 *	26.018	20.692	25.195	20.823*	295.0	
							12	1'32.577	25.935	20.750	25.161	20.731	295.8	
							13	1'32.624	25.970	20.763	25.078	20.813	295.8	
							14	1'32.604	25.889	20.779	25.132	20.804	295.0	
							15	1'32.948	26.056	20.805	25.218	20.869	294.2	
							16	1'32.620	25.963	20.766	25.095	20.796	295.8	
							17	1'32.891	26.026	20.862	25.162	20.841	295.8	
							18	1'32.857	26.072	20.774	25.200	20.811	295.8	
							19	1'32.997	26.026	20.850	25.234	20.887	295.0	
							20	1'33.074	26.092	20.865	25.271	20.846	294.2	
							21	1'33.137	26.110	20.830	25.307	20.890	292.6	
							22	1'33.033	26.131	20.769	25.271	20.862	294.2	
							23	1'33.396 *	26.301	20.824	25.273	20.998*	295.0	
							24	1'33.454	26.280	20.816	25.355	21.003	292.6	
							25	1'33.415	26.191	20.821	25.406	20.997	295.0	
							26	1'33.636	26.451	20.907	25.340	20.938	293.4	
							27	1'33.869	26.371	20.906	25.388	21.204	293.4	
							3rd	23	Enea BASTIANINI				DUCATI	ITA
									Avintia Sponsorama					
Run #	1	Front Tyre	Slick-Medium	Rear Tyre	Slick-Soft									
			New Tyre	New Tyre										
1	1'38.655	31.457	21.040	25.386	20.772	295.8								
2	1'32.918	26.110	20.847	25.189	20.772	296.7								
3	1'32.734	25.997	20.766	25.192	20.779	296.7								
4	1'33.303	26.155	20.782	25.607	20.759	295.8								
5	1'32.256	25.934	20.616	25.130	20.576	295.8								
6	1'32.490	25.889	20.762	25.074	20.765	296.7								
7	1'32.734	26.011	20.667	25.390	20.666	296.7								
8	1'32.645	26.001	20.721	25.289	20.634	294.2								
9	1'32.450	25.831	20.738	25.234	20.647	296.7								
10	1'32.485	25.946	20.742	25.070	20.727	295.8								
11	1'32.558	25.953	20.751	25.169	20.685	295.8								
12	1'32.914	26.068	20.708	25.333	20.805	297.5								
13	1'32.678	26.061	20.701	25.197	20.719	296.7								
14	1'32.502 *	25.958	20.669	25.160*	20.715	298.3								
15	1'32.343	25.916	20.622	25.124	20.681	296.7								
16	1'32.317	25.946	20.617	25.125	20.629	295.8								
17	1'32.388	25.966	20.676	25.084	20.662	298.3								
18	1'32.311	25.976	20.625	25.080	20.630	297.5								
19	1'32.452	25.964	20.696	25.165	20.627	297.5								
20	1'32.245 *	25.891	20.665	25.046	20.643*	297.5								
21	1'32.380	26.016	20.578	25.073	20.713	299.1								
22	1'32.796	25.881	20.722	25.329	20.864	297.5								
23	1'32.691	26.072	20.748	25.177	20.694	297.5								
24	1'33.147	26.119	20.794	25.460	20.774	295.8								
25	1'33.427	26.266	20.742	25.489	20.930	295.8								
26	1'33.623	26.238	20.804	25.511	21.070	295.8								
27	1'37.388	26.421	21.022	25.894	24.051	293.4								

2nd	44	PoI ESPARGARO				HONDA	SPA
		Repsol Honda Team					
Run #	1	Front Tyre	Slick-Medium	Rear Tyre	Slick-Soft		
			New Tyre	New Tyre			
1	1'39.431	31.581	21.282	25.533	21.035	298.3	
2	1'33.560	26.319	20.875	25.462	20.904	295.8	
3	1'33.039	26.105	20.898	25.229	20.807	295.0	
4	1'33.018	26.154	20.749	25.303	20.812	293.4	
5	1'32.817	25.977	20.839	25.192	20.809	295.0	
6	1'33.097	26.155	20.765	25.361	20.816	293.4	
7	1'32.850 *	25.974	20.830	25.318	20.728*	294.2	

Fastest Lap:	Francesco BAGNAIA	Ducati Lenovo Team	ITA	1'32.171	25.849	20.523	25.096	20.703
---------------------	-------------------	--------------------	-----	-----------------	--------	--------	--------	--------

These data/results cannot be reproduced, stored and/or transmitted in whole or in part by any manner of electronic, mechanical, photocopying, recording, broadcasting or otherwise now known or herein after developed without the previous express consent by the copyright owner, except for reproduction in daily press and regular printed publications on sale to the public within 60 days of the event related to those data/results and always provided that copyright symbol appears together as follows below.
© DORNA, 2021



Race

MotoGP

Lap	Lap Time	T1	T2	T3	T4	Speed	Lap	Lap Time	T1	T2	T3	T4	Speed
20	1'32.686	26.094	20.775	25.077	20.740	302.5	10	1'33.049	26.206	20.914	25.226	20.703	300.8
21	1'33.148	26.163	20.711	25.399	20.875	300.8	11	1'33.045 *	26.223	20.846	25.209	20.767*	303.3
22	1'32.735	26.110	20.667	25.168	20.790	301.6	12	1'33.311	26.415	20.855	25.263	20.778	301.6
23	1'32.840	25.924	20.742	25.269	20.905	298.3	13	1'33.105	26.382	20.809	25.224	20.690	301.6
24	1'32.709	25.936	20.744	25.202	20.827	299.1	14	1'33.116	26.318	20.702	25.324	20.772	303.3
25	1'32.773 *	26.133	20.641	25.195	20.804*	299.1	15	1'33.601	26.401	20.993	25.378	20.829	300.0
26	1'32.244	25.934	20.612	25.019	20.679	299.1	16	1'33.441	26.303	20.876	25.388	20.874	301.6
27	1'32.408	25.808	20.597	25.108	20.895	300.0	17	1'33.261	26.291	20.819	25.366	20.785	300.8

4th **20** **Fabio QUARTARARO** YAMAHA FRA
Monster Energy Yamaha MotoGP

Run #	1	Front Tyre	Slick-Medium	Rear Tyre	Slick-Medium	Speed
		New Tyre	New Tyre			
1	1'41.887	33.031	21.761	25.758	21.337	294.2
2	1'34.724 *	26.603	21.250	25.770*	21.101	296.7
3	1'33.373	26.141	20.961	25.406	20.865	295.0
4	1'33.334	26.041	20.915	25.308	21.070	297.5
5	1'33.695 *	26.236	20.925	25.539*	20.995	295.8
6	1'33.032	26.097	20.828	25.273	20.834	295.0
7	1'32.931	25.998	20.838	25.240	20.855	295.0
8	1'33.296	26.014	20.815	25.409	21.058	293.4
9	1'33.070	26.090	20.968	25.243	20.769	294.2
10	1'32.741	25.962	20.755	25.250	20.774	295.0
11	1'32.990	26.048	20.881	25.256	20.805	295.0
12	1'33.009	26.077	20.817	25.275	20.840	298.3
13	1'33.311	26.155	20.886	25.270	21.000	298.3
14	1'33.743	26.356	20.995	25.339	21.053	298.3
15	1'33.618	26.507	20.972	25.319	20.820	295.0
16	1'32.718	25.920	20.842	25.176	20.780	295.0
17	1'33.006	26.049	20.786	25.180	20.991	297.5
18	1'33.405	26.317	20.897	25.315	20.876	294.2
19	1'33.676	26.116	20.873	25.815	20.872	282.7
20	1'32.838	25.856	20.926	25.273	20.783	292.6
21	1'33.026	25.907	20.842	25.344	20.933	291.8
22	1'33.075	25.945	20.899	25.337	20.894	291.8
23	1'33.277	25.957	20.859	25.402	21.059	291.8
24	1'32.862	26.002	20.796	25.228	20.836	293.4
25	1'32.836	25.938	20.744	25.348	20.806	292.6
26	1'32.646 *	25.845	20.803	25.222*	20.776	292.6
27	1'33.486	25.842	20.648	25.271	21.725	291.8

5th **5** **Johann ZARCO** DUCATI FRA
Pramac Racing

Run #	1	Front Tyre	Slick-Medium	Rear Tyre	Slick-Medium	Speed
		New Tyre	New Tyre			
1	1'41.554	32.633	21.830	25.794	21.297	295.0
2	1'35.204 *	27.201*	21.164	25.909	20.930	291.1
3	1'33.413	26.380	20.900	25.346	20.787	303.3
4	1'33.403	26.453	20.800	25.296	20.854	303.3
5	1'33.549	26.316	20.912	25.378	20.943	301.6
6	1'33.529	26.537	20.804	25.427	20.761	302.5
7	1'33.166	26.252	20.824	25.293	20.797	300.8
8	1'33.185	26.139	20.809	25.399	20.838	301.6
9	1'32.967 *	26.183	20.775	25.299	20.710*	303.3

18	1'33.536 *	26.415	20.833	25.510	20.778*	300.0
19	1'33.331	26.499	20.800	25.413	20.619	300.0
20	1'33.071	26.251	20.818	25.267	20.735	300.0
21	1'33.347 *	26.488	20.822	25.308*	20.729	305.0
22	1'33.363	26.410	20.971	25.264	20.718	301.6
23	1'33.217	26.304	20.840	25.261	20.812	302.5
24	1'33.262	26.256	20.894	25.341	20.771	299.1
25	1'33.490	26.343	20.823	25.503	20.821	299.1
26	1'33.448	26.288	20.794	25.415	20.951	300.0
27	1'33.324	26.311	20.772	25.415	20.826	299.1

6th **42** **Alex RINS** SUZUKI SPA
Team SUZUKI ECSTAR

Run #	1	Front Tyre	Slick-Medium	Rear Tyre	Slick-Soft	Speed
		New Tyre	New Tyre			
1	1'40.878	32.292	21.644	25.759	21.183	296.7
2	1'34.143	26.648	20.960	25.553	20.982	298.3
3	1'33.800	26.353	20.847	25.398	21.202	298.3
4	1'34.288	26.653	20.933	25.632	21.070	297.5
5	1'33.359 *	26.242	20.849	25.329	20.939*	297.5
6	1'33.008	26.093	20.792	25.325	20.798	295.8
7	1'33.123	26.228	20.698	25.315	20.882	295.0
8	1'33.252	26.222	20.777	25.430	20.823	296.7
9	1'32.819	26.078	20.717	25.258	20.766	294.2
10	1'33.052	26.239	20.748	25.218	20.847	294.2
11	1'32.948	26.083	20.763	25.239	20.863	295.0
12	1'33.030	26.007	20.780	25.451	20.792	296.7
13	1'33.383	26.213	20.893	25.356	20.921	298.3
14	1'33.667	26.107	20.964	25.516	21.080	298.3
15	1'33.369	26.408	20.825	25.234	20.902	294.2
16	1'33.038	26.057	20.837	25.314	20.830	294.2
17	1'33.117	26.037	20.839	25.180	21.061	295.8
18	1'33.841	26.777	20.937	25.223	20.904	297.5
19	1'33.972	26.156	20.944	25.744	21.128	280.5
20	1'33.196 *	26.044	21.075	25.251*	20.826	297.5
21	1'33.323	26.102	20.911	25.253	21.057	297.5
22	1'33.261	26.095	20.873	25.210	21.083	295.8
23	1'33.693	26.284	21.026	25.310	21.073	294.2
24	1'33.953	26.100	20.992	25.780	21.081	295.0
25	1'33.577	26.235	20.995	25.265	21.082	296.7
26	1'33.722	26.285	21.014	25.289	21.134	295.0
27	1'33.687	26.273	21.050	25.343	21.021	295.0

Fastest Lap: Francesco BAGNAIA Ducati Lenovo Team ITA **1'32.171** 25.849 20.523 25.096 20.703

These data/results cannot be reproduced, stored and/or transmitted in whole or in part by any manner of electronic, mechanical, photocopying, recording, broadcasting or otherwise now known or herein after developed without the previous express consent by the copyright owner, except for reproduction in daily press and regular printed publications on sale to the public within 60 days of the event related to those data/results and always provided that copyright symbol appears together as follows below.
© DORNA, 2021



Race

MotoGP

Lap	Lap Time	T1	T2	T3	T4	Speed	Lap	Lap Time	T1	T2	T3	T4	Speed	
7th	41	Aleix ESPARGARO				APRILIA	SPA	19	1'33.037	25.972	20.940	25.298	20.827	297.5
		Aprilia Racing Team Gresini						20	1'32.533	25.946	20.743	25.127	20.717	300.8
							21	1'32.682	25.939	20.810	25.111	20.822	301.6	
							22	1'33.532	26.131	20.949	25.484	20.968	301.6	
							23	1'33.810	26.338	21.050	25.425	20.997	304.2	
							24	1'33.465	26.372	20.837	25.317	20.939	301.6	
							25	1'33.094	26.029	20.879	25.322	20.864	300.0	
							26	1'33.091	25.998	21.088	25.115	20.890	302.5	
							27	1'32.955	26.002	20.955	25.161	20.837	302.5	

Run #	1	Front Tyre	Slick-Medium	Rear Tyre	Slick-Soft
		New Tyre		New Tyre	
1	1'40.540	32.163	21.484	25.784	21.109
2	1'33.658	26.636	20.768	25.414	20.840
3	1'33.112	26.251	20.704	25.425	20.732
4	1'33.224	26.084	20.816	25.480	20.844
5	1'33.759	26.322	20.659	26.001	20.777
6	1'33.255	26.200	20.750	25.592	20.713
7	1'32.953	26.052	20.694	25.460	20.747
8	1'32.791	26.076	20.654	25.341	20.720
9	1'32.977	26.024	20.774	25.425	20.754
10	1'33.601	26.180	20.795	25.534	21.092
11	1'33.545	26.322	20.834	25.428	20.961
12	1'33.570 *	26.227	20.852	25.527	20.964*
13	1'33.524	26.216	20.935	25.496	20.877
14	1'33.397	26.184	20.833	25.551	20.829
15	1'33.415	26.175	20.864	25.528	20.848
16	1'33.262	26.154	20.753	25.494	20.861
17	1'33.598	26.156	20.922	25.502	21.018
18	1'33.424	26.180	20.939	25.444	20.861
19	1'34.239	26.195	20.896	26.204	20.944
20	1'33.137	26.069	20.829	25.336	20.903
21	1'33.733	26.177	20.916	25.430	21.210
22	1'34.265	26.722	20.947	25.601	20.995
23	1'34.357	26.349	21.321	25.669	21.018
24	1'33.439	26.221	20.854	25.440	20.924
25	1'33.882	26.559	20.894	25.449	20.980
26	1'33.306	26.243	20.833	25.347	20.883
27	1'33.335	26.236	20.868	25.247	20.984

Run #	1	Front Tyre	Slick-Medium	Rear Tyre	Slick-Soft
		New Tyre		New Tyre	
1	1'42.582	33.380	21.776	25.996	21.430
2	1'35.559	26.764	21.743	25.930	21.122
3	1'34.322	26.780	21.031	25.539	20.972
4	1'34.482	26.250	20.965	25.901	21.366
5	1'33.491	26.138	20.921	25.551	20.881
6	1'33.541 *	26.199	20.852	25.457*	21.033
7	1'33.271	26.001	20.964	25.288	21.018
8	1'33.648	26.133	20.907	25.537	21.071
9	1'33.758	26.207	21.184	25.323	21.044
10	1'33.021	26.120	20.761	25.309	20.831
11	1'33.243	26.172	20.878	25.341	20.852
12	1'33.134	26.156	20.912	25.264	20.802
13	1'33.451	26.397	20.871	25.420	20.763
14	1'33.264	26.309	20.856	25.275	20.824
15	1'33.497	26.385	20.797	25.382	20.933
16	1'33.005	25.979	20.757	25.494	20.775
17	1'33.313	25.905	21.232	25.411	20.765
18	1'32.656	25.998	20.757	25.125	20.776

9th **10** **Luca MARINI** DUCATI ITA
SKY VR46 Avintia

Run #	1	Front Tyre	Slick-Medium	Rear Tyre	Slick-Soft
		New Tyre		New Tyre	
1	1'40.382	31.855	21.441	25.803	21.283
2	1'34.363 *	26.676	20.982	25.649	21.056*
3	1'33.525	26.215	20.886	25.501	20.923
4	1'33.406	26.296	20.830	25.356	20.924
5	1'33.048	26.149	20.764	25.264	20.871
6	1'33.225	26.183	20.882	25.367	20.793
7	1'33.044	26.084	20.792	25.345	20.823
8	1'33.044	26.121	20.745	25.346	20.832
9	1'33.244	26.134	20.789	25.431	20.890
10	1'33.306	26.148	20.775	25.501	20.882
11	1'33.404	26.212	20.794	25.460	20.938
12	1'33.412	26.173	20.846	25.491	20.902
13	1'33.813	26.272	20.927	25.505	21.109
14	1'33.692	26.348	20.916	25.454	20.974
15	1'34.165	26.656	21.226	25.351	20.932
16	1'33.393	26.185	20.885	25.459	20.864
17	1'33.385	26.151	20.854	25.468	20.912
18	1'33.575	26.260	20.886	25.503	20.926
19	1'34.078	26.352	21.216	25.429	21.081
20	1'33.588	26.248	20.943	25.419	20.978
21	1'33.816	26.362	20.963	25.464	21.027
22	1'33.997	26.448	21.090	25.444	21.015
23	1'33.892	26.334	20.991	25.484	21.083
24	1'34.174	26.288	21.121	25.623	21.142
25	1'34.752	26.649	21.115	25.822	21.166
26	1'34.740	26.734	21.060	25.676	21.270
27	1'35.784	26.664	21.246	26.209	21.665

10th **46** **Valentino ROSSI** YAMAHA ITA
Petronas Yamaha SRT

Run #	1	Front Tyre	Slick-Medium	Rear Tyre	Slick-Soft
		New Tyre		New Tyre	
1	1'43.168	33.635	21.951	26.071	21.511
2	1'35.273	26.711	21.387	25.992	21.183
3	1'35.170	26.691	21.151	26.199	21.129
4	1'34.181	26.357	21.114	25.653	21.057
5	1'34.039	26.356	21.136	25.608	20.939
6	1'33.850	26.274	21.072	25.493	21.011
7	1'33.509 *	26.180	20.959	25.465	20.905*
8	1'33.614	26.221	21.006	25.450	20.937

Fastest Lap: Francesco BAGNAIA Ducati Lenovo Team ITA **1'32.171** 25.849 20.523 25.096 20.703

These data/results cannot be reproduced, stored and/or transmitted in whole or in part by any manner of electronic, mechanical, photocopying, recording, broadcasting or otherwise now known or herein after developed without the previous express consent by the copyright owner, except for reproduction in daily press and regular printed publications on sale to the public within 60 days of the event related to those data/results and always provided that copyright symbol appears together as follows below.
© DORNA, 2021



Race

MotoGP

Lap	Lap Time	T1	T2	T3	T4	Speed	Lap	Lap Time	T1	T2	T3	T4	Speed
9	1'33.576	26.135	21.031	25.542	20.868	289.5	Run # 1	<i>Front Tyre</i>	<i>Slick-Medium</i>	<i>Rear Tyre</i>	<i>Slick-Soft</i>		
10	1'33.483	26.098	20.934	25.525	20.926	289.5		**	New Tyre	**	New Tyre		
11	1'33.592	26.240	20.921	25.471	20.960	290.3	1	1'43.042	33.553	21.710	26.179	21.600	293.4
12	1'33.194 *	<u>26.026</u>	<u>20.881</u>	25.438	20.849*	291.1	2	1'34.913	26.685	21.318	25.782	21.128	288.7
13	1'33.508	26.216	20.932	25.517	20.843	291.1	3	1'34.267	26.845	21.006	25.490	20.926	296.7
14	1'33.556	26.132	20.951	25.552	20.921	291.1	4	1'33.426	26.279	20.899	25.316	20.932	298.3
15	1'33.318	26.087	21.018	25.401	<u>20.812</u>	291.8	5	1'33.902	26.594	20.862	25.565	20.881	297.5
16	<u>1'33.083</u>	26.056	20.935	25.245	20.847	291.8	6	1'33.436	26.233	20.906	25.407	20.890	297.5
17	1'33.211	26.049	20.975	25.357	20.830	294.2	7	1'33.785	26.348	20.975	25.496	20.966	295.8
18	1'33.108	26.071	20.990	<u>25.206</u>	20.841	295.0	8	1'33.296	26.207	20.898	25.349	20.842	298.3
19	1'33.415	26.096	21.134	25.264	20.921	294.2	9	1'33.662	26.234	20.949	25.478	21.001	<u>299.1</u>
20	1'33.594	26.091	21.128	25.437	20.938	<u>295.8</u>	10	1'33.695	26.451	20.885	25.423	20.936	297.5
21	1'34.095	26.233	21.242	25.438	21.182	294.2	11	<u>1'33.210</u>	26.291	20.788	25.314	20.817	296.7
22	1'34.482	26.632	21.344	25.465	21.041	292.6	12	1'33.235	26.290	<u>20.785</u>	25.382	<u>20.778</u>	297.5
23	1'33.801	26.266	21.145	25.394	20.996	291.8	13	1'33.483	26.439	20.812	25.434	20.798	294.2
24	1'33.836	26.242	21.134	25.335	21.125	293.4	14	1'33.284	26.323	20.853	<u>25.213</u>	20.895	297.5
25	1'33.612	26.179	21.026	25.359	21.048	293.4	15	1'34.025	26.356	21.262	25.486	20.921	297.5
26	1'33.500	26.164	21.059	25.256	21.021	294.2	16	1'33.419	<u>26.194</u>	20.929	25.434	20.862	296.7
27	1'33.797	26.282	21.121	25.333	21.061	293.4	17	1'33.419	26.301	20.910	25.377	20.831	296.7

11th 33 Brad BINDER KTM RSA
Red Bull KTM Factory Racing

Run #	1	Front Tyre	Slick-Medium	Rear Tyre	Slick-Soft	
		**	New Tyre	**	New Tyre	
1	1'42.716	33.277	21.727	26.296	21.416	288.0
2	1'35.087	26.797	21.286	25.713	21.291	298.3
3	1'34.059 *	26.627	20.995	25.322	21.115*	296.7
4	1'33.623	26.332	20.925	25.368	20.998	296.7
5	1'33.458 *	26.248	20.821	25.507*	20.882*	296.7
6	1'33.427	26.168	20.907	25.471	20.881	295.8
7	1'33.420	26.175	20.866	25.463	20.916	297.5
8	1'33.336	26.140	20.903	25.522	<u>20.771</u>	295.0
9	1'33.756	26.666	20.872	25.405	20.813	294.2
10	1'33.414 *	26.247	<u>20.732</u>	25.507	20.928*	295.0
11	1'33.576	26.169	20.873	25.419	21.115	293.4
12	1'33.441	26.202	20.960	25.320	20.959	297.5
13	1'33.161 *	26.236	20.867	25.308	20.750*	295.8
14	1'33.179	26.176	20.900	25.219	20.884	296.7
15	1'36.580	<u>26.043</u>	21.026	28.669	20.842	294.2
16	1'33.203	26.210	20.808	25.304	20.881	294.2
17	1'33.377	26.153	20.838	25.504	20.882	296.7
18	<u>1'33.083</u>	26.184	20.889	<u>25.192</u>	20.818	296.7
19	1'33.616	26.207	21.115	25.330	20.964	297.5
20	1'33.590	26.225	21.029	25.370	20.966	297.5
21	1'34.268	26.364	21.082	25.494	21.328	<u>300.0</u>
22	1'33.551 *	26.417	20.876	25.322*	20.936	295.8
23	1'34.106	26.331	21.127	25.579	21.069	295.0
24	1'34.331	26.518	21.431	25.367	21.015	293.4
25	1'33.593	26.287	20.907	25.462	20.937	295.0
26	1'33.590	26.265	20.854	25.415	21.056	293.4
27	1'34.168	26.382	20.951	25.577	21.258	294.2

12th 51 Michele PIRRO DUCATI ITA
Ducati Lenovo Team

Run #	1	Front Tyre	Slick-Medium	Rear Tyre	Slick-Soft	
			New Tyre		New Tyre	
1	1'43.430	33.669	22.049	26.148	21.564	<u>293.4</u>
2	1'35.239 *	26.703	21.295	25.958	21.283*	291.1
3	1'34.478 *	26.705	21.092	25.623	21.058*	291.8
4	1'34.497	26.514	21.068	25.721	21.194	290.3
5	1'33.919	26.296	21.068	25.602	20.953	290.3
6	1'33.726	26.231	21.015	25.488	20.992	291.1
7	1'33.565	26.100	20.988	25.492	20.985	288.7
8	1'34.497 *	26.337	21.504	25.711*	20.945	291.8
9	1'33.630	26.134	21.028	25.479	20.989	290.3
10	1'33.548	26.245	20.972	25.428	20.903	291.1
11	1'33.699	26.211	21.025	25.509	20.954	289.5
12	1'33.406	26.085	20.934	25.492	<u>20.895</u>	289.5
13	<u>1'33.339</u>	26.067	20.950	25.399	20.923	290.3
14	1'33.383	<u>26.026</u>	20.977	25.414	20.966	290.3
15	1'33.410	26.107	20.954	25.403	20.946	291.1
16	1'33.489	26.155	<u>20.916</u>	25.444	20.974	291.1
17	1'33.411	26.107	20.990	<u>25.322</u>	20.992	291.1
18	1'33.404 *	26.106	21.008	25.350	20.940*	291.1
19	1'33.620	26.057	21.180	25.365	21.018	291.1
20	1'33.694 *	26.161	21.055	25.469	21.009*	288.7
21	1'34.257	26.049	21.330	25.477	21.401	288.7

13th 4 Andrea DOVIZIOSO YAMAHA ITA
Petronas Yamaha SRT

Fastest Lap: Francesco BAGNAIA Ducati Lenovo Team ITA **1'32.171** 25.849 20.523 25.096 20.703

These data/results cannot be reproduced, stored and/or transmitted in whole or in part by any manner of electronic, mechanical, photocopying, recording, broadcasting or otherwise now known or herein after developed without the previous express consent by the copyright owner, except for reproduction in daily press and regular printed publications on sale to the public within 60 days of the event related to those data/results and always provided that copyright symbol appears together as follows below.
© DORNA, 2021



Race

MotoGP

Lap	Lap Time	T1	T2	T3	T4	Speed	Lap	Lap Time	T1	T2	T3	T4	Speed
22	1'34.248	26.246	21.258	25.477	21.267	291.1	12	1'36.405	27.109	21.481	26.168	21.647	291.1
23	1'38.859	26.259	21.651	29.497	21.452	285.7	13	1'35.640	27.098	21.171	25.908	21.463	292.6
24	1'35.236	26.311	21.411	26.076	21.438	289.5	14	1'38.613	29.353	21.783	26.084	21.393	292.6
25	1'34.739	26.326	21.375	25.730	21.308	288.0	15	1'34.697	26.616	21.162	25.713	21.206	293.4
26	1'35.564	26.613	21.531	25.904	21.516	287.2	16	1'35.532	27.053	21.329	25.725	21.425	292.6
27	1'35.956	26.589	21.463	26.041	21.863	288.0	17	1'36.148 *	27.014	21.413	26.332*	21.389	292.6

14th 21 **Franco MORBIDELLI** YAMAHA ITA
Monster Energy Yamaha MotoGP

Run #	1	Front Tyre	Slick-Medium	Rear Tyre	missing data
			New Tyre		Laps at start
1	1'39.817	31.771	21.394	25.672	20.980 295.0
2	1'33.764	26.335	21.032	25.481	20.916 295.0
3	1'33.183 *	26.133	20.926	25.357	20.767* 293.4
4	1'33.279	26.102	20.935	25.427	20.815 295.0
5	1'32.990	25.952	20.867	25.353	20.818 294.2
6	1'33.054	26.027	20.889	25.336	20.802 293.4
7	1'33.129	26.072	20.846	25.405	20.806 291.1
8	1'33.212 *	26.074	20.898	25.408	20.832* 291.8
9	1'33.414	25.978	21.049	25.468	20.919 290.3
10	1'33.678	26.023	21.032	25.660	20.963 289.5
11	1'33.787	26.196	21.024	25.578	20.989 290.3
12	1'33.881	26.094	20.995	25.815	20.977 294.2
13	1'33.577	26.172	21.021	25.483	20.901 294.2
14	1'33.878	26.120	21.107	25.630	21.021 291.1
15	1'35.212	27.189	21.451	25.650	20.922 295.0
16	1'34.186	26.247	21.118	25.634	21.187 291.8
17	1'34.479	26.281	21.259	25.818	21.121 288.7
18	1'34.174	26.231	21.154	25.754	21.035 289.5
19	1'34.348 *	26.200	21.437	25.649	21.062* 293.4
20	1'34.925 *	26.341	21.374	26.084*	21.126 288.7
21	1'35.359	26.318	21.468	25.975	21.598 287.2
22	1'35.742 *	26.718	21.688	26.105*	21.231 293.4
23	1'39.017	26.510	21.688	29.294	21.525 287.2
24	1'35.223	26.553	21.507	25.962	21.201 287.2
25	1'36.440	26.411	22.672	26.022	21.335 289.5
26	1'35.712	26.592	21.497	26.310	21.313 286.4
27	1'36.200	26.781	21.367	26.310	21.742 287.2

15th 30 **Takaaki NAKAGAMI** HONDA JPN
LCR Honda IDEMITSU

Run #	1	Front Tyre	Slick-Medium	Rear Tyre	Slick-Soft
			New Tyre		New Tyre
1	1'42.000	32.472	21.892	26.081	21.555 295.8
2	1'35.181	26.995	21.443	25.667	21.076 300.8
3	1'33.714	26.244	21.029	25.339	21.102 300.0
4	1'33.206	26.054	20.990	25.137	21.025 300.0
5	1'33.364	26.207	20.847	25.204	21.106 300.8
6	1'33.888	26.392	21.084	25.348	21.064 299.1
7	1'33.620	26.394	20.977	25.251	20.998 297.5
8	1'32.973	26.084	20.771	25.190	20.928 298.3
9	1'55.543	26.149	20.863	25.114	43.417 299.1
10	1'39.141	29.175	21.653	26.291	22.022 291.1
11	1'40.749	30.935	22.089	26.351	21.374 291.8

18	1'34.377	26.562	20.991	25.693	21.131 293.4
19	1'34.408	26.605	21.062	25.676	21.065 294.2
20	1'33.872 *	26.407	20.987	25.519*	20.959 294.2
21	1'35.199	26.327	21.956	25.732	21.184 293.4
22	1'33.632 *	26.252	20.977	25.411	20.992* 295.0
23	1'33.718	26.267	20.895	25.532	21.024 295.0
24	1'34.557	26.632	21.005	25.722	21.198 294.2
25	1'34.254	26.466	21.016	25.658	21.114 295.0
26	1'34.339	26.489	21.061	25.595	21.194 295.0
27	1'36.522	26.863	21.548	26.216	21.895 292.6

16th 63 **Francesco BAGNAIA** DUCATI ITA
Ducati Lenovo Team

Run #	1	Front Tyre	Slick-Hard	Rear Tyre	Slick-Medium
			New Tyre		New Tyre
1	1'38.047	30.526	20.980	25.471	21.070 295.0
2	1'32.955	26.028	20.811	25.220	20.896 296.7
3	1'33.164	25.990	20.778	25.247	21.149 296.7
4	1'32.792	25.980	20.794	25.074	20.944 296.7
5	1'32.741	25.822	20.820	25.234	20.865 295.8
6	1'32.559	25.868	20.703	25.091	20.897 296.7
7	1'32.700	25.946	20.665	25.258	20.831 295.0
8	1'32.542	25.878	20.657	25.179	20.828 295.0
9	1'32.530	25.813	20.770	25.181	20.766 296.7
10	1'32.495	25.918	20.654	25.115	20.808 295.8
11	1'32.638	25.840	20.680	25.284	20.834 295.8
12	1'32.886	25.935	20.683	25.372	20.896 296.7
13	1'32.652	25.889	20.628	25.335	20.800 296.7
14	1'32.423	25.870	20.603	25.185	20.765 295.8
15	1'32.391	25.904	20.584	25.125	20.778 295.0
16	1'32.171	25.849	20.523	25.096	20.703 295.8
17	1'32.504	25.936	20.593	25.202	20.773 295.8
18	1'32.289	25.940	20.472	25.121	20.756 297.5
19	1'32.328	25.829	20.546	25.153	20.800 296.7
20	1'32.379	25.867	20.585	25.188	20.739 296.7
21	1'32.225	25.831	20.493	25.141	20.760 297.5
22	1'32.460	25.941	20.544	25.193	20.782 296.7
	unfinished	25.926	20.651	25.238	297.5

17th 88 **Miguel OLIVEIRA** KTM POR
Red Bull KTM Factory Racing

Run #	1	Front Tyre	Slick-Medium	Rear Tyre	Slick-Soft
			New Tyre		New Tyre
1	1'39.333	31.362	21.367	25.527	21.077 298.3
2	1'34.075	26.284	20.944	25.926	20.921 296.7
3	1'33.066	26.014	20.942	25.282	20.828 296.7
4	1'33.134	26.162	20.802	25.333	20.837 296.7
5	1'32.729	25.977	20.725	25.252	20.775 296.7

Fastest Lap: Francesco BAGNAIA Ducati Lenovo Team ITA 1'32.171 25.849 20.523 25.096 20.703

These data/results cannot be reproduced, stored and/or transmitted in whole or in part by any manner of electronic, mechanical, photocopying, recording, broadcasting or otherwise now known or herein after developed without the previous express consent by the copyright owner, except for reproduction in daily press and regular printed publications on sale to the public within 60 days of the event related to those data/results and always provided that copyright symbol appears together as follows below.
© DORNA, 2021



Race

MotoGP

Lap	Lap Time	T1	T2	T3	T4	Speed	Lap	Lap Time	T1	T2	T3	T4	Speed
6	1'32.928	26.054	20.794	25.333	20.747	296.7	Run # 1	<i>Front Tyre</i>	Slick-Medium	<i>Rear Tyre</i>	Slick-Soft		
7	1'32.871	26.056	20.798	25.258	20.759	296.7			New Tyre		New Tyre		
8	1'32.974	26.080	20.779	25.375	20.740	295.8	1	1'42.228	32.826	21.872	25.983	21.547	292.6
9	1'32.761 *	25.972	20.723	25.349	20.717*	295.0	2	1'34.802	26.858	21.244	25.621	21.079	300.8
10	1'32.769	25.994	20.690	25.289	20.796	295.8	3	1'33.662	26.266	20.917	25.501	20.978	297.5
11	1'32.694	25.939	20.729	25.259	20.767	296.7	4	1'33.203	26.104	20.851	25.258	20.990	300.0
12	1'32.822	25.954	20.624	25.435	20.809	295.8	5	1'33.380	26.197	20.849	25.327	21.007	301.6
13	1'32.793	26.091	20.644	25.272	20.786	295.8	6	1'33.889	26.728	20.709	25.469	20.983	297.5
14	1'32.966	25.959	20.931	25.295	20.781	295.0	7	1'33.368 *	26.379	20.703	25.374	20.912*	298.3
15	1'32.891	26.092	20.686	25.296	20.817	295.8	8	1'33.218 *	26.207	20.798	25.307	20.906*	297.5
16	1'33.021	26.123	20.730	25.283	20.885	295.0	9	1'33.444	26.173	20.908	25.201	21.162	299.1
17	1'32.901	26.020	20.808	25.241	20.832	295.8							
18	1'33.019	26.095	20.683	25.374	20.867	295.8							
19	1'33.224	26.256	20.853	25.260	20.855	295.8							
20	1'33.275	26.109	20.836	25.327	21.003	296.7							
21	1'33.381	26.168	20.868	25.332	21.013	295.8							
22	1'33.240	26.195	20.837	25.264	20.944	295.8							
	unfinished	26.198	20.936	25.361		295.8							

21st 43 Jack MILLER DUCATI AUS
Ducati Lenovo Team

Run #	1	Front Tyre	Slick-Hard	Rear Tyre	Slick-Medium	Speed
			New Tyre		New Tyre	
1	1'38.390	31.062	21.021	25.316	20.991	299.1
2	1'32.987	26.180	20.804	25.259	20.744	299.1
3	1'32.840	26.007	20.793	25.152	20.888	300.0
	unfinished	26.112	20.801	25.538		299.1

18th 89 Jorge MARTIN DUCATI SPA
Pramac Racing

Run #	1	Front Tyre	Slick-Medium	Rear Tyre	Slick-Soft	Speed
			New Tyre		New Tyre	
1	1'41.080	32.451	21.824	25.591	21.214	302.5
2	1'34.300	26.777	21.160	25.417	20.946	302.5
3	1'33.503	26.361	20.779	25.421	20.942	302.5
4	1'33.715	26.415	20.933	25.535	20.832	301.6
5	1'33.229	26.293	20.782	25.347	20.807	300.0
6	1'33.505 *	26.298	20.867	25.462*	20.878	300.0
7	1'33.120	26.259	20.619	25.383	20.859	300.0
8	1'33.525	26.195	20.718	25.630	20.982	299.1
9	1'33.536	26.405	21.097	25.315	20.719	301.6
10	1'32.927	26.219	20.690	25.233	20.785	301.6
11	1'33.424	26.381	20.756	25.359	20.928	300.8
12	1'33.309	26.446	20.693	25.374	20.796	299.1

22nd 9 Danilo PETRUCCI KTM ITA
Tech 3 KTM Factory Racing

Run #	1	Front Tyre	Slick-Medium	Rear Tyre	Slick-Soft	Speed
			New Tyre		New Tyre	
1	1'41.480	32.292	21.849	25.977	21.362	294.2
2	1'36.021	26.873	21.260	26.550	21.338	293.4

23rd 36 Joan MIR SUZUKI SPA
Team SUZUKI ECSTAR

Run #	1	Front Tyre	Slick-Medium	Rear Tyre	Slick-Soft	Speed
			New Tyre		New Tyre	
1	1'42.092	32.721	21.915	26.248	21.208	284.2
2	1'35.551	26.770	21.798	25.722	21.261	300.8

19th 27 Iker LECUONA KTM SPA
Tech 3 KTM Factory Racing

Run #	1	Front Tyre	Slick-Medium	Rear Tyre	Slick-Soft	Speed
			New Tyre		New Tyre	
1	1'40.713	31.966	21.604	25.948	21.195	298.3
2	1'34.172	26.664	20.954	25.532	21.022	296.7
3	1'33.890	26.306	20.907	25.407	21.270	295.0
4	1'34.199	26.236	21.105	25.796	21.062	293.4
5	1'33.598 *	26.171	20.903	25.442	21.082*	295.0
6	1'34.536 *	26.322	21.322	25.796	21.096*	293.4
7	1'34.130	26.525	21.182	25.542	20.881	295.0
8	1'33.802	26.135	21.338	25.445	20.884	293.4
9	1'34.464 *	26.597	21.200	25.758	20.909*	291.1
10	1'33.293	26.228	20.920	25.360	20.785	294.2

20th 73 Alex MARQUEZ HONDA SPA
LCR Honda CASTROL

Fastest Lap: Francesco BAGNAIA Ducati Lenovo Team ITA **1'32.171** 25.849 20.523 25.096 20.703

These data/results cannot be reproduced, stored and/or transmitted in whole or in part by any manner of electronic, mechanical, photocopying, recording, broadcasting or otherwise now known or herein after developed without the previous express consent by the copyright owner, except for reproduction in daily press and regular printed publications on sale to the public within 60 days of the event related to those data/results and always provided that copyright symbol appears together as follows below.
© DORNA, 2021



Num Lap Time Gap

12	1'33.264	17.643
46	1'33.556	20.589
4	1'33.383	21.232
30	1'38.613	1'00.913

Lap 15

63	1'32.391	
93	1'32.343	0.150
44	1'32.948	3.795
88	1'32.891	5.291
41	1'33.415	11.806
42	1'33.369	12.604
20	1'33.618	13.239
10	1'34.165	13.558
5	1'33.601	13.682
21	1'35.212	14.340
23	1'32.880	16.201
12	1'33.497	18.749
51	1'34.025	19.146
33	1'36.580	20.718
46	1'33.318	21.516
4	1'33.410	22.251
30	1'34.697	1'03.219

Lap 16

63	1'32.171	
93	1'32.317	0.296
44	1'32.620	4.244
88	1'33.021	6.141
41	1'33.262	12.897
42	1'33.038	13.471
20	1'32.718	13.786
10	1'33.393	14.780
5	1'33.441	14.952
21	1'34.186	16.355
23	1'32.800	16.830
12	1'33.005	19.583
51	1'33.419	20.394
33	1'33.203	21.750
46	1'33.083	22.428
4	1'33.489	23.569
30	1'35.532	1'06.580

Lap 17

63	1'32.504	
93	1'32.388	0.180
44	1'32.891	4.631
88	1'32.901	6.538
41	1'33.598	13.991
42	1'33.117	14.084
20	1'33.006	14.288
10	1'33.385	15.661
5	1'33.261	15.709
23	1'32.583	16.909
21	1'34.479	18.330
12	1'33.313	20.392
51	1'33.419	21.309
33	1'33.377	22.623
46	1'33.211	23.135
4	1'33.411	24.476
30	1'36.148	1'10.224

Lap 18

63	1'32.289	
93	1'32.311	0.202
44	1'32.857	5.199
88	1'33.019	7.268
41	1'33.424	15.126
20	1'33.405	15.404
42	1'33.841	15.636

10	1'33.575	16.947
5	1'33.536	16.956
23	1'32.871	17.491
21	1'34.174	20.215
12	1'32.656	20.759
51	1'33.481	22.501
33	1'33.083	23.417
46	1'33.108	23.954
4	1'33.404	25.591
30	1'34.377	1'12.312

Lap 19

63	1'32.328	
93	1'32.452	0.326
44	1'32.997	5.868
88	1'33.224	8.164
20	1'33.676	16.752
41	1'34.239	17.037
42	1'33.972	17.280
5	1'33.331	17.959
23	1'33.330	18.493
10	1'34.078	18.697
12	1'33.037	21.468
21	1'34.348	22.235
51	1'34.084	24.257
33	1'33.616	24.705
46	1'33.415	25.041
4	1'33.620	26.883
30	1'34.408	1'14.392

Lap 20

63	1'32.379	
93	1'32.245	0.192
44	1'33.074	6.563
88	1'33.275	9.060
20	1'32.838	17.211
41	1'33.137	17.795
42	1'33.196	18.097
5	1'33.071	18.651
23	1'32.686	18.800
10	1'33.588	19.906
12	1'32.533	21.622
21	1'34.925	24.781
51	1'33.782	25.660
33	1'33.590	25.916
46	1'33.594	26.256
4	1'33.694	28.198
30	1'33.872	1'15.885

Lap 21

63	1'32.225	
93	1'32.380	0.347
44	1'33.137	7.475
88	1'33.381	10.216
20	1'33.026	18.012
42	1'33.323	19.195
41	1'33.733	19.303
23	1'33.148	19.723
5	1'33.347	19.773
10	1'33.816	21.497
12	1'32.682	22.079
51	1'34.025	27.460
21	1'35.359	27.915
33	1'34.268	27.959
46	1'34.095	28.126
4	1'34.257	30.230
30	1'35.199	1'18.859

Lap 22

63	1'32.460	
----	----------	--

93	1'32.796	0.683
44	1'33.033	8.048
88	1'33.240	10.996
20	1'33.075	18.627
42	1'33.261	19.996
23	1'32.735	19.998
5	1'33.363	20.676
41	1'34.265	21.108
10	1'33.997	23.034
12	1'33.532	23.151
51	1'33.695	28.695
33	1'33.551	29.050
46	1'34.482	30.148
21	1'35.742	31.197
4	1'34.248	32.018
30	1'33.632	1'20.031

Lap 23

93	1'32.691	
44	1'33.396	8.070
20	1'33.277	18.530
23	1'32.840	19.464
42	1'33.693	20.315
5	1'33.217	20.519
41	1'34.357	22.091
10	1'33.892	23.552
12	1'33.810	23.587
51	1'34.315	29.636
33	1'34.106	29.782
46	1'33.801	30.575
21	1'39.017	36.840
4	1'38.859	37.503
30	1'33.718	1'20.375

Lap 24

93	1'33.147	
44	1'33.454	8.377
20	1'32.862	18.245
23	1'32.709	19.026
5	1'33.262	20.634
42	1'33.953	21.121
41	1'33.439	22.383
12	1'33.465	23.905
10	1'34.174	24.579
33	1'34.331	30.966
46	1'33.836	31.264
51	1'35.080	31.569
21	1'35.223	38.916
4	1'35.236	39.592
30	1'34.557	1'21.785

Lap 25

93	1'33.427	
44	1'33.415	8.365
20	1'32.836	17.654
23	1'32.773	18.372
5	1'33.490	20.697
42	1'33.577	21.271
41	1'33.882	22.838
12	1'33.094	23.572
10	1'34.752	25.904
33	1'33.593	31.132
46	1'33.612	31.449
51	1'33.833	31.975
4	1'34.739	40.904
21	1'36.440	41.929
30	1'34.254	1'22.612

Lap 26

93	1'33.623	
----	----------	--

44	1'33.636	8.378
20	1'32.646	16.677
23	1'32.244	16.993
5	1'33.448	20.522
42	1'33.722	21.370
41	1'33.306	22.521
12	1'33.091	23.040
10	1'34.740	27.021
33	1'33.590	31.099
46	1'33.500	31.326
51	1'33.763	32.115
4	1'35.564	42.845
21	1'35.712	44.018
30	1'34.339	1'23.328

Lap 27

93	1'37.388	
44	1'33.869	4.859
23	1'32.408	12.013
20	1'33.486	12.775
5	1'33.324	16.458
42	1'33.687	17.669
41	1'33.335	18.468
12	1'32.955	18.607
10	1'35.784	25.417
46	1'33.797	27.735
33	1'34.168	27.879
51	1'33.410	28.137
4	1'35.956	41.413
21	1'36.200	42.830
30	1'36.522	1'22.462

Lapped rider

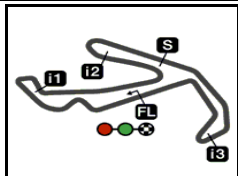
These data/results cannot be reproduced, stored and/or transmitted in whole or in part by any manner of electronic, mechanical, photocopying, recording, broadcasting or otherwise now known or herein after developed without the previous express consent by the copyright owner, except for reproduction in daily press and regular printed publications on sale to the public within 60 days of the event related to those data/results and always provided that copyright symbol appears together as follows below.

© DORNA, 2021

Official MotoGP Timing by TISSOT
www.motogp.com

Misano Adriatico, Sunday, October 24, 2021 Page 2 of 2





4226 m.

GP NOLAN DEL MADE IN ITALY E DELL'EMILIA-ROMAGNA

MotoGP™

2021 Rookie of the Year Classification

36

Rider	Nation	Points	Leader	Previous	QAT	DOH	POR	SPA	FRA	ITA	CAT	GER	NED	STY	AUT	GBR	ARA	RSM	AME	EMI	ALR	VAL
1 BASTIANINI Enea	ITA	87			6	5	7	-	2	-	6	-	1	4	-	4	10	16	10	16		
2 MARTIN Jorge	SPA	82	5	5	1	16	-	-	-	-	2	4	-	25	16	-	7	-	11	-		
3 MARINI Luca	ITA	37	50	45	-	-	4	1	4	-	4	1	-	2	11	1	-	-	2	7		
4 SAVADORI Lorenzo	ITA	4	83	33	-	-	2	-	-	1	1	-	-	-	-	-	-	-	-	-		

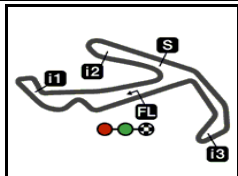
These data/results cannot be reproduced, stored and/or transmitted in whole or in part by any manner of electronic, mechanical, photocopying, recording, broadcasting or otherwise now known or herein after developed without the previous express consent by the copyright owner, except for reproduction in daily press and regular printed publications on sale to the public within 60 days of the event related to those data/results and always provided that copyright symbol appears together as follows below.

© DORNA, 2021

Official MotoGP Timing by TISSOT
www.motogp.com

Misano Adriatico, Sunday, October 24, 2021





4226 m.

GP NOLAN DEL MADE IN ITALY E DELL'EMILIA-ROMAGNA

MotoGP™

2021 Independent Team Classification

36

Rider	Nation	Points	Leader Previous	QAT	DOH	POR	SPA	FRA	ITA	CAT	GER	NED	STY	AUT	GBR	ARA	RSM	AME	EMI	ALR	VAL
1 ZARCO Johann	FRA	152		20	20	-	8	20	13	20	8	13	10	-	5	-	4	-	11		
2 ESPARGARO Aleix	SPA	113	39	39	9	6	10	10	-	9	-	8	-	6	16	13	8	-	9		
3 BASTIANINI Enea	ITA	87	65	26	6	5	7	-	2	-	6	-	1	4	-	4	10	16	10	16	
4 MARTIN Jorge	SPA	82	70	5	1	16	-	-	-	2	4	-	25	16	-	7	-	11	-		
5 NAKAGAMI Takaaki	JPN	71	81	11	-	-	6	13	9	-	3	3	7	11	3	3	6	6	-	1	
6 MARQUEZ Alex	SPA	54	98	17	-	-	8	-	10	2	5	-	2	7	7	8	-	1	4	-	
7 MORBIDELLI Franco	ITA	40	112	14	-	4	13	16	-	-	7	-	-	-	-	-	-	-	-	-	
8 LECUONA Iker	SPA	38	114	2	-	-	1	-	7	5	-	-	-	1	10	9	5	-	-	-	
9 PETRUCCI Danilo	ITA	37	115	1	-	-	3	2	11	7	-	-	3	-	4	6	1	-	-	-	
10 MARINI Luca	ITA	37	115	0	-	-	4	1	4	-	4	1	-	2	11	1	-	-	2	7	
11 ROSSI Valentino	ITA	35	117	2	4	-	-	-	5	6	-	2	-	3	8	-	-	-	1	6	
12 VIÑALES Maverick	SPA	11	141	24	-	-	-	-	-	-	-	-	-	-	-	-	-	3	-	8	
13 DOVIZIOSO Andrea	ITA	6	146	5	-	-	-	-	-	-	-	-	-	-	-	-	-	-	3	3	
14 SAVADORI Lorenzo	ITA	4	148	2	-	-	2	-	-	1	1	-	-	-	-	-	-	-	-	-	
15 PIRRO Michele	ITA	3	149	1	-	-	-	-	-	3	-	-	-	-	-	-	-	-	-	-	
16 RABAT Tito	SPA	1	151	2	-	-	-	-	1	-	-	-	-	-	-	-	-	-	-	-	

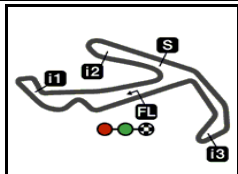
These data/results cannot be reproduced, stored and/or transmitted in whole or in part by any manner of electronic, mechanical, photocopying, recording, broadcasting or otherwise now known or herein after developed without the previous express consent by the copyright owner, except for reproduction in daily press and regular printed publications on sale to the public within 60 days of the event related to those data/results and always provided that copyright symbol appears together as follows below.

© DORNA, 2021

Official MotoGP Timing by 
www.motogp.com

Misano Adriatico, Sunday, October 24, 2021





4226 m.

GP NOLAN DEL MADE IN ITALY E DELL'EMILIA-ROMAGNA

MotoGP™

2021 Independent Team Classification

36

Team	Points	Leader Previous	QAT	DOH	POR	SPA	FRA	ITA	CAT	GER	NED	STY	AUT	GBR	ARA	RSM	AME	EMI	ALR	VAL
1 PRAMAC RACING	238		21	36	-	8	21	16	22	12	13	35	16	5	7	4	11	11		
2 APRILIA RACING TEAM GRESINI	128	110	110	9	6	12	10	-	10	1	9	8	-	6	16	13	11	-	17	
3 LCR HONDA	125	113	3	-	-	14	13	19	2	8	3	9	18	10	11	6	7	4	1	
4 ESPONSORAMA RACING	124	114	1	6	5	11	1	6	-	10	1	1	6	11	5	10	16	12	23	
5 PETRONAS YAMAHA SRT	81	157	43	4	4	13	16	5	6	7	2	-	3	8	-	-	-	4	9	
6 TECH 3 KTM FACTORY RACING	75	163	6	-	-	4	2	18	12	-	-	3	1	14	15	6	-	-	-	

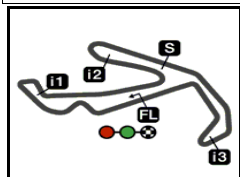
These data/results cannot be reproduced, stored and/or transmitted in whole or in part by any manner of electronic, mechanical, photocopying, recording, broadcasting or otherwise now known or herein after developed without the previous express consent by the copyright owner, except for reproduction in daily press and regular printed publications on sale to the public within 60 days of the event related to those data/results and always provided that copyright symbol appears together as follows below.

© DORNA, 2021

Official MotoGP Timing by TISSOT
www.motogp.com

Misano Adriatico, Sunday, October 24, 2021





4226 m.

2021 Riders Performance

(Qualifying Position - Starting Position - Race Position)

37

Rider	Points	QAT	DOH	POR	SPA	FRA	ITA	CAT	GER	NED	STY	AUT	GBR	ARA	RSM	AME	EMI	ALR	VAL	
1 QUARTARARO Fabio	267	2	5	1	1	1	1	1	2	2	3	2	3	3	3	2	15			
		2-5	5-1	1-1	1-13	1-3	1-1	1-6	2-3	2-1	3-3	2-7	3-1	3-8	3-2	2-2	15-4	-	-	-
2 BAGNAIA Francesco	202	1	6	11	4	16	2	9	10	3	2	3	2	1	1	1	1			
		1-3	6-6	11-2	4-2	16-4	2-NC	9-7	10-5	3-6	2-11	3-2	2-14	1-1	1-1	1-3	1-NC	-	-	-
3 MIR Joan	175	10	9	9	10	14	9	10	17	10	5	7	11	7	11	8	18			
		10-4	9-7	9-3	10-5	14-NC	9-3	10-4	16-9	10-3	5-2	7-4	11-9	7-3	11-6	8-8	18-NC	-	-	-
4 ZARCO Johann	152	6	2	3	6	5	3	3	1	5	6	4	9	10	5	6	10			
		6-2	2-2	3-NC	6-8	5-2	3-4	3-2	1-8	5-4	6-6	4-NC	9-11	10-17	5-12	6-NC	10-5	-	-	-
5 MILLER Jack	149	5	4	4	3	3	5	2	4	8	4	6	7	2	2	10	2			
		5-9	4-9	4-NC	3-1	3-1	5-6	2-3	4-6	8-NC	4-NC	6-11	7-4	2-5	2-5	10-7	2-NC	-	-	-
6 MARQUEZ Marc	142			6	14	6	11	13	5	20	8	5	5	4	7	3	7			
		-	-	6-7	14-9	6-NC	11-NC	13-NC	5-1	20-7	8-8	5-15	5-NL	4-2	7-4	3-1	7-1	-	-	-
7 BINDER Brad	136	19	18	15	11	21	6	8	13	21	16	10	12	12	17	11	20			
		19-14	18-8	15-5	11-NC	21-13	6-5	8-8	13-4	21-12	16-4	10-1	12-6	12-7	17-9	11-9	24-11	-	-	-
8 ESPARGARO Aleix	113	8	7	7	8	13	4	7	3	9	7	8	6	6	8	19	11			
		8-7	7-10	7-6	8-6	13-NC	4-7	7-NC	3-7	9-8	7-NC	8-10	6-3	6-4	8-8	19-NC	11-7	-	-	-
9 VIÑALES Maverick	106	3	3	12	7	2	13	6	21	1	9			19	10		19			
		3-1	3-5	12-11	7-7	2-10	13-8	6-5	21-19	1-2	24-NC	-	-	19-18	10-13	-	19-8	-	-	-
10 OLIVEIRA Miguel	92	15	12	10	16	10	7	4	6	6	12	9	20	18	21	18	5			
		15-13	12-15	10-16	16-11	10-NC	7-2	4-1	6-2	6-5	12-NC	9-NC	20-16	18-14	21-20	18-11	5-NC	-	-	-
11 RINS Alex	91	9	8	2	9	15	8		11	7	13	13	10	20	9	7	13			
		9-6	8-4	2-NC	9-20	15-NC	8-NC	-	11-11	7-11	13-7	13-14	10-2	20-12	9-NC	7-4	13-6	-	-	-
12 ESPARGARO Pol	90	12	15	14	13	8	12	12	8	11	15	11	1	8	6	12	4			
		12-8	15-13	14-NC	13-10	8-8	12-12	12-NC	8-10	11-10	15-16	11-16	1-5	8-13	6-7	12-10	4-2	-	-	-
13 BASTIANINI Enea	87	13	19	16	15	22	14	17	15	19	20	15	13	9	12	16	16			
		13-10	19-11	16-9	15-NC	22-14	23-NL	17-10	18-16	19-15	20-12	15-NC	13-12	9-6	12-3	16-6	16-3	-	-	-

NC=Not classified NL=Not finished first lap NP=Not started race re-start N2=Not finished first lap race re-start EX=Excluded NS=Not Started DS=Disqualified

These data/results cannot be reproduced, stored and/or transmitted in whole or in part by any manner of electronic, mechanical, photocopying, recording, broadcasting or otherwise now known or herein after developed without the previous express consent by the copyright owner, except for reproduction in daily press and regular printed publications on sale to the public within 60 days of the event related to those data/results and always provided that copyright symbol appears together as follows below.
© DORNA, 2021

Official MotoGP Timing by TISSOT
www.motogp.com



	Rider	Points	QAT	DOH	POR	SPA	FRA	ITA	CAT	GER	NED	STY	AUT	GBR	ARA	RSM	AME	EMI	ALR	VAL	
14	MARTIN Jorge	82	14 14-15	1 1-3	- -	- -	- -	- -	15 22-14	7 7-12	14 14-NC	1 1-1	1 1-3	4 4-NC	5 5-9	4 4-NC	4 4-5	12 12-NC	-	-	-
15	NAKAGAMI Takaaki	71	11 11-NC	16 16-17	21 21-10	5 5-4	7 7-7	15 15-NC	14 14-13	9 9-13	4 4-9	10 10-5	12 12-13	15 15-13	11 11-10	13 13-10	5 5-17	17 17-15	-	-	-
16	MARQUEZ Alex	54	16 16-NC	14 14-NC	13 13-8	20 20-NL	19 19-6	22 22-14	20 20-11	12 12-NC	16 16-14	11 11-9	14 14-9	17 17-8	14 14-NL	19 19-15	15 15-12	14 14-NC	-	-	-
17	MORBIDELLI Franco	42	7 7-18	10 10-12	5 5-4	2 2-3	4 4-16	10 10-16	5 5-9	18 17-18	- -	- -	- -	- -	- -	16 16-18	13 13-19	6 6-14	-	-	-
18	LECUONA Iker	38	21 21-17	20 20-NC	19 19-15	21 21-17	18 18-9	20 20-11	16 16-NC	20 20-17	13 13-NC	19 19-15	16 16-6	18 18-7	13 13-11	20 20-NC	17 17-16	8 8-NC	-	-	-
19	PETRUCCI Danilo	37	20 20-NL	17 17-19	18 18-13	19 19-14	17 17-5	18 18-9	18 18-NC	19 19-NC	18 18-13	22 22-18	19 19-12	16 16-10	16 16-15	22 22-16	21 21-18	9 9-NC	-	-	-
20	MARINI Luca	37	18 18-16	13 13-18	8 8-12	18 18-15	12 12-12	17 17-17	19 19-12	14 14-15	17 17-18	18 18-14	17 17-5	14 14-15	17 17-20	15 15-19	9 9-14	3 3-9	-	-	-
21	ROSSI Valentino	35	4 4-12	21 21-16	17 17-NC	17 17-16	9 9-11	19 19-10	11 11-NC	16 15-14	12 12-NC	17 17-13	18 18-8	8 8-18	21 21-19	23 23-17	20 20-15	23 23-10	-	-	-
22	BRADL Stefan	13	17 17-11	11 11-14	-	12 12-12	-	-	-	-	-	-	-	-	-	18 18-14	-	-	-	-	-
23	PIRRO Michele	12	-	-	-	-	-	16 16-13	-	-	-	-	-	-	-	14 14-11	-	22 22-12	-	-	-
24	PEDROSA Dani	6	-	-	-	-	-	-	-	-	-	14 14-10	-	-	-	-	-	-	-	-	-
25	DOVIZIOSO Andrea	6	-	-	-	-	-	-	-	-	-	-	-	-	-	24 24-21	14 14-13	21 21-13	-	-	-
26	SAVADORI Lorenzo	4	22 22-19	22 22-20	20 20-14	22 22-19	11 11-NC	21 21-15	21 21-15	22 22-NC	15 15-16	21 -NS	-	-	-	-	-	24 -NS	-	-	-
27	RABAT Tito	1	-	-	-	23 23-18	20 20-15	-	-	-	-	-	-	-	-	-	-	-	-	-	-
28	CRUTCHLOW Cal	0	-	-	-	-	-	-	-	-	-	23 23-17	20 20-17	19 19-17	15 15-16	-	-	-	-	-	-
29	GERLOFF Garrett	0	-	-	-	-	-	-	-	22 22-17	-	-	-	-	-	-	-	-	-	-	-

NC=Not classified NL=Not finished first lap NP=Not started race re-start N2=Not finished first lap race re-start EX=Excluded NS=Not Started DS=Disqualified

These data/results cannot be reproduced, stored and/or transmitted in whole or in part by any manner of electronic, mechanical, photocopying, recording, broadcasting or otherwise now known or herein after developed without the previous express consent by the copyright owner, except for reproduction in daily press and regular printed publications on sale to the public within 60 days of the event related to those data/results and always provided that copyright symbol appears together as follows below.
© DORNA, 2021

Official MotoGP Timing by TISSOT
www.motogp.com



	Rider	Points	QAT	DOH	POR	SPA	FRA	ITA	CAT	GER	NED	STY	AUT	GBR	ARA	RSM	AME	EMI	ALR	VAL	
30	DIXON Jake	0												21	22						
			-	-	-	-	-	-	-	-	-	-	-	21-19	22-NC	-	-	-	-	-	-

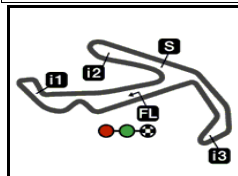
NC=Not classified NL=Not finished first lap NP=Not started race re-start N2=Not finished first lap race re-start EX=Excluded NS=Not Started DS=Disqualified

These data/results cannot be reproduced, stored and/or transmitted in whole or in part by any manner of electronic, mechanical, photocopying, recording, broadcasting or otherwise now known or herein after developed without the previous express consent by the copyright owner, except for reproduction in daily press and regular printed publications on sale to the public within 60 days of the event related to those data/results and always provided that copyright symbol appears together as follows below.
© DORNA, 2021

Official MotoGP Timing by TISSOT
www.motogp.com

Misano Adriatico, Sunday, October 24, 2021





4226 m.

GP NOLAN DEL MADE IN ITALY E DELL'EMILIA-ROMAGNA

Official Starting Grid

Race : 27 laps = 114.102 km

MotoGP™



1	1 1'33.045 63 Francesco BAGNAIA Ducati	2 1'33.070 43 Jack MILLER Ducati	3 1'33.130 10 Luca MARINI Ducati
2	4 1'33.313 44 Pol ESPARGARO Honda	5 1'33.439 88 Miguel OLIVEIRA KTM	6 1'33.526 21 Franco MORBIDELLI Yamaha
3	7 1'33.850 93 Marc MARQUEZ Honda	8 1'33.893 27 Iker LECUONA KTM	9 1'34.140 9 Danilo PETRUCCI KTM
4	10 1'34.687 5 Johann ZARCO Ducati	11 1'34.963 41 Aleix ESPARGARO Aprilia	12 2'24.631 89 Jorge MARTIN Ducati
5	13 1'34.418 42 Alex RINS Suzuki	14 1'34.454 73 Alex MARQUEZ Honda	15 1'34.476 20 Fabio QUARTARARO Yamaha
6	16 1'35.236 23 Enea BASTIANINI Ducati	17 1'35.641 30 Takaaki NAKAGAMI Honda	18 1'35.683 36 Joan MIR Suzuki
7	19 1'35.835 12 Maverick VIÑALES Aprilia	20 1'36.478 33 Brad BINDER KTM	21 1'36.639 4 Andrea DOVIZIOSO Yamaha
8	22 1'37.880 51 Michele PIRRO Ducati	23 1'38.261 46 Valentino ROSSI Yamaha	

The results are provisional until the end of the limit for protest and appeals and until the ratification of the Event Management Committee.

Time limit for protest expires 60' at the latest after publication of the results - Time:

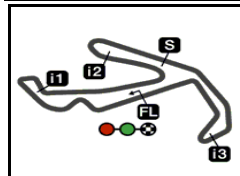
These data/results cannot be reproduced, stored and/or transmitted in whole or in part by any manner of electronic, mechanical, photocopying, recording, broadcasting or otherwise now known or herein after developed without the previous express consent by the copyright owner, except for reproduction in daily press and regular printed publications on sale to the public within 60 days of the event related to those data/results and always provided that copyright symbol appears together as follows below.

© DORNA, 2021

Official MotoGP Timing by TISSOT
www.motogp.com

Misano Adriatico, Sunday, October 24, 2021





4226 m.

GP NOLAN DEL MADE IN ITALY E DELL'EMILIA-ROMAGNA

Race

Top Speed & Average



Rider	Nation	Motorcycle	Top 5 speeds					Average	Top
5 Johann ZARCO	FRA	DUCATI	305.0	303.3	303.3	303.3	303.3	303.6	305.0
12 Maverick VIÑALES	SPA	APRILIA	304.2	302.5	302.5	302.5	302.5	302.7	304.2
23 Enea BASTIANINI	ITA	DUCATI	302.5	302.5	301.6	300.8	300.8	301.3	302.5
89 Jorge MARTIN	SPA	DUCATI	302.5	302.5	302.5	301.6	301.6	302.1	302.5
10 Luca MARINI	ITA	DUCATI	301.6	300.0	300.0	300.0	300.0	300.3	301.6
73 Alex MARQUEZ	SPA	HONDA	301.6	300.8	300.0	299.1	298.3	300.0	301.6
30 Takaaki NAKAGAMI	JPN	HONDA	300.8	300.8	300.0	300.0	299.1	300.0	300.8
36 Joan MIR	SPA	SUZUKI	300.8	284.2				292.5	300.8
41 Aleix ESPARGARO	SPA	APRILIA	300.8	300.8	300.0	300.0	300.0	300.3	300.8
33 Brad BINDER	RSA	KTM	300.0	298.3	297.5	297.5	297.5	298.1	300.0
43 Jack MILLER	AUS	DUCATI	300.0	299.1	299.1	299.1		299.3	300.0
51 Michele PIRRO	ITA	DUCATI	299.1	298.3	298.3	297.5	297.5	297.9	299.1
93 Marc MARQUEZ	SPA	HONDA	299.1	298.3	298.3	297.5	297.5	297.9	299.1
20 Fabio QUARTARARO	FRA	YAMAHA	298.3	298.3	298.3	297.5	297.5	298.0	298.3
27 Iker LECUONA	SPA	KTM	298.3	296.7	295.0	295.0	295.0	296.0	298.3
42 Alex RINS	SPA	SUZUKI	298.3	298.3	298.3	298.3	297.5	297.9	298.3
44 Pol ESPARGARO	SPA	HONDA	298.3	295.8	295.8	295.8	295.8	296.2	298.3
88 Miguel OLIVEIRA	POR	KTM	298.3	296.7	296.7	296.7	296.7	296.9	298.3
63 Francesco BAGNAIA	ITA	DUCATI	297.5	297.5	297.5	296.7	296.7	296.9	297.5
46 Valentino ROSSI	ITA	YAMAHA	295.8	295.0	294.2	294.2	294.2	294.5	295.8
21 Franco MORBIDELLI	ITA	YAMAHA	295.0	295.0	295.0	295.0	294.2	294.7	295.0
9 Danilo PETRUCCI	ITA	KTM	294.2	293.4				293.8	294.2
4 Andrea DOVIZIOSO	ITA	YAMAHA	293.4	291.8	291.8	291.1	291.1	291.4	293.4

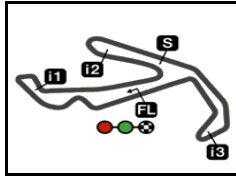
These data/results cannot be reproduced, stored and/or transmitted in whole or in part by any manner of electronic, mechanical, photocopying, recording, broadcasting or otherwise now known or herein after developed without the previous express consent by the copyright owner, except for reproduction in daily press and regular printed publications on sale to the public within 60 days of the event related to those data/results and always provided that copyright symbol appears together as follows below.

© DORNA, 2021

Official MotoGP Timing by TISSOT
www.motogp.com



Misano Adriatico, Sunday, October 24, 2021




4226 m.

GP NOLAN DEL MADE IN ITALY E DELL'EMILIA-ROMAGNA

Race

Fastest Laps Sequence

Lap	Race Time	 Rider	Nation	Motorcycle	Time	Km/h	Riders's Lap
2	3'11.002	63 Francesco BAGNAIA	ITA	DUCATI	1'32.955	163.6	2
2	3'11.573	93 Marc MARQUEZ	SPA	HONDA	1'32.918	163.7	2
3	4'44.217	43 Jack MILLER	AUS	DUCATI	1'32.840	163.8	3
3	4'44.307	93 Marc MARQUEZ	SPA	HONDA	1'32.734	164.0	3
5	7'49.866	93 Marc MARQUEZ	SPA	HONDA	1'32.256	164.9	5
16	24'47.686	63 Francesco BAGNAIA	ITA	DUCATI	1'32.171	165.0	16

These data/results cannot be reproduced, stored and/or transmitted in whole or in part by any manner of electronic, mechanical, photocopying, recording, broadcasting or otherwise now known or herein after developed without the previous express consent by the copyright owner, except for reproduction in daily press and regular printed publications on sale to the public within 60 days of the event related to those data/results and always provided that copyright symbol appears together as follows below.

© DORNA, 2021

Official MotoGP Timing by TISSOT
www.motogp.com

Misano Adriatico, Sunday, October 24, 2021

