




4318 m.

MICHELIN® GRAND PRIX OF STYRIA

Free Practice Nr. 3

Classification

10

		Rider	Nation	Team	Motorcycle	Time	Lap Total	Gap	Top Speed
1	63	Francesco BAGNAIA	ITA	Ducati Lenovo Team	DUCATI	1'23.114	23 23		317.6
2	20	Fabio QUARTARARO	FRA	Monster Energy Yamaha MotoGP	YAMAHA	1'23.142	23 24	0.028 0.028	310.3
3	12	Maverick VIÑALES	SPA	Monster Energy Yamaha MotoGP	YAMAHA	1'23.262	21 21	0.148 0.120	311.2
4	89	Jorge MARTIN	SPA	Pramac Racing	DUCATI	1'23.294	20 20	0.180 0.032	316.7
5	36	Joan MIR	SPA	Team SUZUKI ECSTAR	SUZUKI	1'23.387	22 23	0.273 0.093	308.5
6	5	Johann ZARCO	FRA	Pramac Racing	DUCATI	1'23.487	20 22	0.373 0.100	315.7
7	93	Marc MARQUEZ	SPA	Repsol Honda Team	HONDA	1'23.513	16 21	0.399 0.026	314.8
8	41	Aleix ESPARGARO	SPA	Aprilia Racing Team Gresini	APRILIA	1'23.594	16 19	0.480 0.081	311.2
9	43	Jack MILLER	AUS	Ducati Lenovo Team	DUCATI	1'23.731	23 23	0.617 0.137	314.8
10	30	Takaaki NAKAGAMI	JPN	LCR Honda IDEMITSU	HONDA	1'23.740	20 22	0.626 0.009	313.0
11	44	Po ESPARGARO	SPA	Repsol Honda Team	HONDA	1'23.757	20 21	0.643 0.017	318.5
12	26	Dani PEDROSA	SPA	Red Bull KTM Factory Racing	KTM	1'23.758	21 23	0.644 0.001	313.0
13	42	Alex RINS	SPA	Team SUZUKI ECSTAR	SUZUKI	1'23.766	19 24	0.652 0.008	309.4
14	73	Alex MARQUEZ	SPA	LCR Honda CASTROL	HONDA	1'23.789	23 24	0.675 0.023	315.7
15	33	Brad BINDER	RSA	Red Bull KTM Factory Racing	KTM	1'23.799	22 22	0.685 0.010	313.0
16	88	Miguel OLIVEIRA	POR	Red Bull KTM Factory Racing	KTM	1'23.935	20 22	0.821 0.136	310.3
17	27	Iker LECUONA	SPA	Tech 3 KTM Factory Racing	KTM	1'24.159	19 21	1.045 0.224	308.5
18	9	Danilo PETRUCCI	ITA	Tech 3 KTM Factory Racing	KTM	1'24.342	19 21	1.228 0.183	307.6
19	46	Valentino ROSSI	ITA	Petronas Yamaha SRT	YAMAHA	1'24.381	21 21	1.267 0.039	305.9
20	23	Enea BASTIANINI	ITA	Avintia Esponsorama	DUCATI	1'24.384	20 22	1.270 0.003	313.9
21	10	Luca MARINI	ITA	SKY VR46 Avintia	DUCATI	1'24.403	18 18	1.289 0.019	311.2
22	32	Lorenzo SAVADORI	ITA	Aprilia Racing Team Gresini	APRILIA	1'24.437	22 23	1.323 0.034	310.3
23	35	Cal CRUTCHLOW	GBR	Petronas Yamaha SRT	YAMAHA	1'24.644	18 21	1.530 0.207	305.0

Practice condition: **Dry**Air: **23°**Humidity: **55%**Ground: **25°**

Fastest Lap:	Lap: 23	Francesco BAGNAIA	1'23.114	187 Km/h
Best Race Lap:	2019	Andrea DOVIZIOSO	1'23.827	185.4 Km/h
All Time Lap Record:	2019	Marc MARQUEZ	1'23.027	187.2 Km/h

The results are provisional until the end of the limit for protest and appeals.

Time limit for protest expires 30' after publication of the results - Time:

These data/results cannot be reproduced, stored and/or transmitted in whole or in part by any manner of electronic, mechanical, photocopying, recording, broadcasting or otherwise now known or herein after developed without the previous express consent by the copyright owner, except for reproduction in daily press and regular printed publications on sale to the public within 60 days of the event related to those data/results and always provided that copyright symbol appears together as follows below.

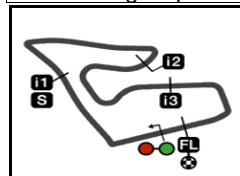
© DORNA, 2021

Official MotoGP Timing by TISSOT

www.motogp.com

Spielberg, Saturday, August 07, 2021






4318 m.

MICHELIN® GRAND PRIX OF STYRIA

Free Practice Nr. 3

Combined Free Practice Times

11

	Rider	Nation	Team	MOTORCYCLE	FP1	FP2	FP3	Gap
1	63 F.BAGNAIA	ITA	Ducati Lenovo Team	DUCATI	1'24.915 20	1'32.182 21	1'23.114 23	
2	20 F.QUARTARARO	FRA	Monster Energy Yamaha MotoGP	YAMAHA	1'24.580 7	1'33.498 16	1'23.142 23	0.028 0.028
3	12 M.VIÑALES	SPA	Monster Energy Yamaha MotoGP	YAMAHA	1'24.492 19	1'32.685 10	1'23.262 21	0.148 0.120
4	89 J.MARTIN	SPA	Pramac Racing	DUCATI	1'25.316 22	1'33.906 20	1'23.294 20	0.180 0.032
5	36 J.MIR	SPA	Team SUZUKI ECSTAR	SUZUKI	1'23.881 21	1'31.566 18	1'23.387 22	0.273 0.093
6	5 J.ZARCO	FRA	Pramac Racing	DUCATI	1'24.580 22	1'31.458 21	1'23.487 20	0.373 0.100
7	93 M.MARQUEZ	SPA	Repsol Honda Team	HONDA	1'24.475 14	1'32.841 11	1'23.513 16	0.399 0.026
8	41 A.ESPARGARO	SPA	Aprilia Racing Team Gresini	APRILIA	1'24.183 20	1'32.231 12	1'23.594 16	0.480 0.081
9	43 J.MILLER	AUS	Ducati Lenovo Team	DUCATI	1'24.827 21	1'33.453 9	1'23.731 23	0.617 0.137
10	30 T.NAKAGAMI	JPN	LCR Honda IDEMITSU	HONDA	1'23.805 22	1'33.658 14	1'23.740 20	0.626 0.009
11	44 P.ESPARGARO	SPA	Repsol Honda Team	HONDA	1'24.254 22	1'33.415 10	1'23.757 20	0.643 0.017
12	26 D.PEDROSA	SPA	Red Bull KTM Factory Racing	KTM	1'24.850 20	1'33.954 15	1'23.758 21	0.644 0.001
13	42 A.RINS	SPA	Team SUZUKI ECSTAR	SUZUKI	1'24.221 22	1'32.311 18	1'23.766 19	0.652 0.008
14	73 A.MARQUEZ	SPA	LCR Honda CASTROL	HONDA	1'24.959 8	1'32.445 16	1'23.789 23	0.675 0.023
15	33 B.BINDER	RSA	Red Bull KTM Factory Racing	KTM	1'25.317 13	1'33.589 19	1'23.799 22	0.685 0.010
16	88 M.OLIVEIRA	POR	Red Bull KTM Factory Racing	KTM	1'25.238 12		1'23.935 20	0.821 0.136
17	27 I.LECUONA	SPA	Tech 3 KTM Factory Racing	KTM	1'25.499 19	1'32.543 18	1'24.159 19	1.045 0.224
18	9 D.PETRUCCI	ITA	Tech 3 KTM Factory Racing	KTM	1'25.409 8	1'33.684 11	1'24.342 19	1.228 0.183
19	46 V.ROSSI	ITA	Petronas Yamaha SRT	YAMAHA	1'25.264 15	1'34.582 15	1'24.381 21	1.267 0.039
20	23 E.BASTIANINI	ITA	Avintia Esponsorama	DUCATI	1'25.585 9	1'33.024 21	1'24.384 20	1.270 0.003
21	10 L.MARINI	ITA	SKY VR46 Avintia	DUCATI	1'25.207 20	1'33.152 16	1'24.403 18	1.289 0.019
22	32 L.SAVADORI	ITA	Aprilia Racing Team Gresini	APRILIA	1'25.793 18	1'31.304 15	1'24.437 22	1.323 0.034
23	35 C.CRUTCHLOW	GBR	Petronas Yamaha SRT	YAMAHA	1'26.090 12	1'33.954 18	1'24.644 18	1.530 0.207

Pole Position Record:	2019	Marc MARQUEZ	1'23.027	187.2 Km/h
Best Race Lap:	2019	Andrea DOVIZIOSO	1'23.827	185.4 Km/h
All Time Lap Record:	2019	Marc MARQUEZ	1'23.027	187.2 Km/h

The results are provisional until the end of the limit for protest and appeals.

Time limit for protest expires 60' after publication of the results - Time:

These data/results cannot be reproduced, stored and/or transmitted in whole or in part by any manner of electronic, mechanical, photocopying, recording, broadcasting or otherwise now known or herein after developed without the previous express consent by the copyright owner, except for reproduction in daily press and regular printed publications on sale to the public within 60 days of the event related to those data/results and always provided that copyright symbol appears together as follows below.

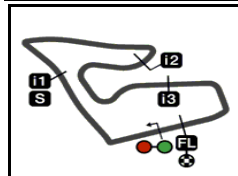
© DORNA, 2021

Official MotoGP Timing by TISSOT

www.motogp.com

Spielberg, Saturday, August 07, 2021





4318 m.

MICHELIN® GRAND PRIX OF STYRIA**Free Practice Nr. 3****Top Speed & Average****12**

Rider	Nation	Motorcycle	Top 5 speeds					Average	Top
44 Po ESPARGARO	SPA	HONDA	318.5	316.7	315.7	314.8	313.9	315.0	318.5
63 Francesco BAGNAIA	ITA	DUCATI	317.6	317.6	316.7	316.7	316.7	317.1	317.6
89 Jorge MARTIN	SPA	DUCATI	316.7	315.7	315.7	315.7	315.7	315.9	316.7
5 Johann ZARCO	FRA	DUCATI	315.7	313.9	313.9	313.9	313.9	314.3	315.7
73 Alex MARQUEZ	SPA	HONDA	315.7	313.0	313.0	313.0	312.1	312.8	315.7
43 Jack MILLER	AUS	DUCATI	314.8	314.8	313.9	313.9	313.9	314.2	314.8
93 Marc MARQUEZ	SPA	HONDA	314.8	313.9	313.9	313.0	312.1	313.3	314.8
23 Enea BASTIANINI	ITA	DUCATI	313.9	313.0	312.1	312.1	312.1	312.6	313.9
26 Dani PEDROSA	SPA	KTM	313.0	310.3	309.4	308.5	308.5	309.5	313.0
30 Takaaki NAKAGAMI	JPN	HONDA	313.0	311.2	311.2	310.3	310.3	310.9	313.0
33 Brad BINDER	RSA	KTM	313.0	313.0	312.1	311.2	311.2	312.0	313.0
10 Luca MARINI	ITA	DUCATI	311.2	311.2	311.2	310.3	310.3	310.6	311.2
12 Maverick VIÑALES	SPA	YAMAHA	311.2	310.3	310.3	310.3	309.4	310.0	311.2
41 Aleix ESPARGARO	SPA	APRILIA	311.2	311.2	310.3	310.3	310.3	310.6	311.2
20 Fabio QUARTARARO	FRA	YAMAHA	310.3	309.4	309.4	309.4	308.5	309.1	310.3
32 Lorenzo SAVADORI	ITA	APRILIA	310.3	309.4	308.5	308.5	308.5	309.0	310.3
88 Miguel OLIVEIRA	POR	KTM	310.3	309.4	309.4	309.4	308.5	309.3	310.3
42 Alex RINS	SPA	SUZUKI	309.4	309.4	309.4	308.5	308.5	308.9	309.4
27 Iker LECUONA	SPA	KTM	308.5	307.6	307.6	306.8	305.9	307.1	308.5
36 Joan MIR	SPA	SUZUKI	308.5	306.8	306.8	305.9	305.9	306.4	308.5
9 Danilo PETRUCCI	ITA	KTM	307.6	305.9	305.9	305.9	305.0	305.6	307.6
46 Valentino ROSSI	ITA	YAMAHA	305.9	305.9	305.0	304.2	303.3	304.4	305.9
35 Cal CRUTCHLOW	GBR	YAMAHA	305.0	305.0	304.2	302.5	302.5	303.6	305.0

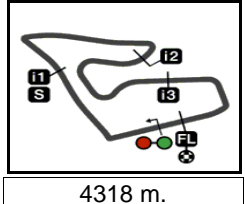
These data/results cannot be reproduced, stored and/or transmitted in whole or in part by any manner of electronic, mechanical, photocopying, recording, broadcasting or otherwise now known or herein after developed without the previous express consent by the copyright owner, except for reproduction in daily press and regular printed publications on sale to the public within 60 days of the event related to those data/results and always provided that copyright symbol appears together as follows below.

© DORNA, 2021

Official MotoGP Timing by TISSOT
www.motogp.com



Spielberg, Saturday, August 07, 2021



MICHELIN® GRAND PRIX OF STYRIA

Free Practice Nr. 3

Chronological Analysis of Performances

13

* Lap / Sector time cancelled

T1 Time from finish line to 1st intermediate

T3 Time from 2nd intermed. to 3rd intermed.

P Crossing the finish line in pit lane

T2 Time from 1st intermed. to 2nd intermed.

T4 Time from 3rd intermediate to finish line

** Tyre data subject to further updates

Lap	Lap Time	T1	T2	T3	T4	Speed	Lap	Lap Time	T1	T2	T3	T4	Speed	
1st 63 Francesco BAGNAIA DUCATI ITA Ducati Lenovo Team Runs=3 Total laps=23 Full laps=13														
Run #	1	Front Tyre	Slick-Medium	Rear Tyre	Slick-Medium		Run #	2	Front Tyre	Slick-Medium	Rear Tyre	Slick-Soft		
						New Tyre								
1	1'58.776 *		11.236	31.714	26.274*	17.434	231.2	7	1'24.183 P	17.850	27.813	25.894	22.626	
2	1'26.147		17.582	27.177	24.630	16.758	312.1	8	1'24.059	17.458	26.444	23.661	16.496	
3	1'25.002		17.259	26.836	24.341	16.566	314.8	9	1'24.114	17.451	26.542	23.726	16.395	
4	1'25.685 *		17.184	27.354	24.260	16.887*	316.7	10	1'23.943	17.381	26.451	23.722	16.389	
5	1'24.420		17.275	26.618	24.031	16.496	315.7	11	1'23.968	17.437	26.441	23.727	16.363	
6	1'25.052		17.252	26.882	24.414	16.504	316.7	12	1'24.163 *	17.375	26.614	23.758*	16.416	
7	1'34.087 P		17.331	28.020	25.743	22.993	314.8	13	1'34.460 *	20.287*	32.537	24.915	16.721	
Run # 2 Front Tyre Slick-Medium Rear Tyre Slick-Medium 7 Laps at start 7 Laps at start														
8	6'55.763 *		13.830	30.245	25.206	16.907*	156.7	14	1'24.724 *	17.370	27.240*	23.770	16.344	
9	1'29.055		17.430	30.708	24.422	16.495	312.1	15	1'23.980 *	17.346	26.481	23.671*	16.482*	
10	1'25.868		17.255	27.439	24.483	16.691	314.8	16	1'34.183 P	17.850	27.813	25.894	22.626	
11	1'24.757 *		17.349	26.777	24.069*	16.562	314.8						Run # 3	
12	1'25.647 *		17.349*	27.502	24.213	16.583	313.9							Front Tyre Slick-Medium Rear Tyre Slick-Soft
13	1'24.601		17.214	26.779	24.091	16.517	317.6							4 Laps at start New Tyre
14	1'24.250		17.223	26.534	24.010	16.483	314.8	21	3'23.702	9.981	27.656	24.005	16.744	
15	1'30.676 P		17.276	26.646	24.256	22.498	314.8	22	1'23.416 *	17.241	26.157	23.551	16.467*	
Run # 3 Front Tyre Slick-Medium Rear Tyre Slick-Soft New Tyre New Tyre														
16	5'54.742		12.635	29.041	25.332	16.834	271.3	23	1'23.142	17.184	26.263	23.427	16.268	
17	1'23.953		17.350	26.383	23.906	16.314	313.9	24	1'23.272	17.317	26.170	23.508	16.277	
18	1'23.538		17.188	26.257	23.844	16.249	313.9						3rd 12 Maverick VIÑALES	
19	1'30.208 P		17.133	26.530	24.434	22.111	314.8						YAMAHA SPA Monster Energy Yamaha MotoGP	
Run # 4 Front Tyre Slick-Medium Rear Tyre Slick-Soft 4 Laps at start New Tyre														
20	3'02.013		10.443	28.661	25.672	18.402	277.6						Runs=3 Total laps=21 Full laps=13	
21	1'23.724		17.197	26.329	23.927	16.271	314.8	Run # 1	Front Tyre	Slick-Medium	Rear Tyre	Slick-Medium		
22	1'23.224		17.167	26.125	23.660	16.272	316.7							Front Tyre Slick-Medium Rear Tyre Slick-Medium
23	1'23.114		17.049	26.169	23.591	16.305	317.6							4 Laps at start New Tyre
2nd 20 Fabio QUARTARARO YAMAHA FRA Monster Energy Yamaha MotoGP Runs=2 Total laps=24 Full laps=10														
1	2'54.909		10.207	30.311	26.682	17.510	276.2	1	2'54.961	10.709	29.836	26.614	17.454	
2	1'27.656		19.026	27.299	24.581	16.750	279.0	2	1'27.737	19.238	27.236	24.462	16.801	
3	1'51.938		17.491	45.610	26.835	22.002	304.2	3	1'43.358	17.489	39.772	28.306	17.791	
4	1'28.037 *		19.356*	27.680	24.242	16.759*	279.0	4	1'24.315	17.447	26.494	23.939	16.435	
5	1'27.688 *		17.504*	29.790	23.982	16.412	307.6	5	1'23.942	17.274	26.513	23.723	16.432	
Run # 2 Front Tyre Slick-Medium Rear Tyre missing data 8 Laps at start Laps at start														
6	1'23.856		17.328	26.430	23.747	16.351	308.5	9	6'55.771	11.664	28.438	25.190	16.883	
7	1'23.781		17.227	26.353	23.771	16.430	308.5	10	1'25.418 *	17.386*	27.214	24.197	16.621*	
8	1'34.775 P		18.700	28.118	24.692	23.265	291.1	11	1'24.018	17.323	26.407	23.855	16.433	
Run # 1 Front Tyre Slick-Medium Rear Tyre Slick-Medium New Tyre New Tyre														
9	1'23.705		17.234	26.315	23.711	16.445	308.5	12	1'23.705	17.234	26.315	23.711	16.445	
10	1'23.828		17.279	26.413	23.799	16.337	307.6	13	1'23.828	17.279	26.413	23.799	16.337	
11	1'34.226 P		17.328	27.497	26.315	23.086	309.4	14	1'34.226 P	17.328	27.497	26.315	23.086	

Fastest Lap: Francesco BAGNAIA Ducati Lenovo Team ITA 1'23.114 17.049 26.169 23.591 16.305

These data/results cannot be reproduced, stored and/or transmitted in whole or in part by any manner of electronic, mechanical, photocopying, recording, broadcasting or otherwise now known or herein after developed without the previous express consent by the copyright owner, except for reproduction in daily press and regular printed publications on sale to the public within 60 days of the event related to those data/results and always provided that copyright symbol appears together as follows below.
© DORNA, 2021



Free Practice Nr. 3

MotoGP

Lap	Lap Time	T1	T2	T3	T4	Speed	Lap	Lap Time	T1	T2	T3	T4	Speed																																																																																																																																																																																																																												
12th 26 Dani PEDROSA Red Bull KTM Factory Racing Runs=2 Total laps=23 Full laps=16																																																																																																																																																																																																																																									
Run #	Front Tyre	Slick-Medium	Rear Tyre	Slick-Soft				Run #	Front Tyre	Slick-Medium	Rear Tyre	Slick-Medium																																																																																																																																																																																																																													
		New Tyre		New Tyre																																																																																																																																																																																																																																					
11	9'45.821	13.513	32.901	29.226	17.337	262.7	1	1'53.223	13.501	31.884	26.537	17.845	241.6																																																																																																																																																																																																																												
12	1'24.942	17.516	26.894	24.145	16.387	305.0	2	1'28.811	18.040	29.074	24.713	16.984	295.0																																																																																																																																																																																																																												
13	1'23.973 *	17.336*	26.484	23.729	16.424	309.4	3	1'25.971	17.463	27.180	24.399	16.929	304.2																																																																																																																																																																																																																												
14	1'25.534 *	17.284	26.421	23.585	18.244*	309.4	4	1'24.890	17.332	27.088	23.861	16.609	310.3																																																																																																																																																																																																																												
15	1'26.876	18.829	27.308	24.237	16.502	305.0	5	1'24.460	17.285	26.818	23.870	16.487	308.5																																																																																																																																																																																																																												
16	1'32.767 P	17.309	26.566	24.861	24.031	311.2	6	1'24.287	17.304	26.789	23.742	16.452	308.5																																																																																																																																																																																																																												
Run #	Front Tyre	Slick-Medium	Rear Tyre	Slick-Soft				Run #	Front Tyre	Slick-Medium	Rear Tyre	Slick-Soft																																																																																																																																																																																																																													
		6 Laps at start		New Tyre																																																																																																																																																																																																																																					
17	6'31.373	10.456	28.627	25.031	16.893	288.0	7	1'24.299	17.315	26.760	23.708	16.516	309.4																																																																																																																																																																																																																												
18	1'24.767	17.415	26.593	24.256	16.503	308.5	8	1'36.893 P	19.102	28.433	25.321	24.037	267.3																																																																																																																																																																																																																												
19	1'23.817	17.262	26.385	23.722	16.448	310.3	Run #	Front Tyre	Slick-Medium	Rear Tyre	Slick-Soft																																																																																																																																																																																																																														
20	1'23.740	17.198	26.305	23.729	16.508	311.2			8 Laps at start		New Tyre																																																																																																																																																																																																																														
21	1'26.941 *	17.337	27.248	25.682	16.674*	308.5	9	6'19.980	13.437	29.645	25.746	17.482	250.0																																																																																																																																																																																																																												
22	1'23.755	17.233	26.381	23.707	16.434	310.3	10	1'27.428	17.813	27.818	24.804	16.993	301.6																																																																																																																																																																																																																												
11th 44 Pol ESPARGARO Repsol Honda Team HONDA SPA Runs=4 Total laps=21 Full laps=8																																																																																																																																																																																																																																									
Run #	Front Tyre	Slick-Medium	Rear Tyre	Slick-Medium				Run #	Front Tyre	Slick-Medium	Rear Tyre	Slick-Soft																																																																																																																																																																																																																													
		3 Laps at start		New Tyre																																																																																																																																																																																																																																					
1	1'43.816 *	10.268	28.960	25.308*	17.088	299.1	11	1'26.570	17.622	27.282	24.721	16.945	304.2																																																																																																																																																																																																																												
2	1'25.609	17.552	27.143	24.144	16.770	313.9	12	1'25.432	17.570	27.055	24.076	16.731	303.3																																																																																																																																																																																																																												
3	1'24.300	17.381	26.658	23.791	16.470	313.0	13	1'24.771	17.443	26.824	23.877	16.627	303.3																																																																																																																																																																																																																												
4	1'23.985	17.251	26.592	23.679	16.463	314.8	14	1'24.989	17.467	26.903	23.916	16.703	305.9																																																																																																																																																																																																																												
5	1'24.373	17.190	26.750	23.795	16.638	318.5	15	1'30.514	17.491	31.613	24.570	16.840	304.2																																																																																																																																																																																																																												
6	1'32.972 P	17.459	26.922	25.847	22.744	313.9	16	1'24.712 *	17.395	26.781	23.906*	16.630	305.0																																																																																																																																																																																																																												
Run #	Front Tyre	Slick-Medium	Rear Tyre	Slick-Medium				Run #	Front Tyre	Slick-Medium	Rear Tyre	Slick-Soft																																																																																																																																																																																																																													
		9 Laps at start		6 Laps at start																																																																																																																																																																																																																																					
7	6'14.031 *	10.179	28.375	24.421*	16.863	297.5	17	1'24.586	17.302	26.879	23.837	16.568	306.8																																																																																																																																																																																																																												
8	1'25.947 *	17.874*	27.377	24.048*	16.648	305.9	18	1'30.955 P	17.346	26.887	23.804	22.918	308.5																																																																																																																																																																																																																												
9	1'24.748 *	17.447	26.737	24.017*	16.547	311.2	Run #	Front Tyre	Slick-Medium	Rear Tyre	Slick-Soft																																																																																																																																																																																																																														
10	1'32.160 P	17.375	26.908	25.013	22.864	313.9			New Tyre		New Tyre																																																																																																																																																																																																																														
Run #	Front Tyre	Slick-Medium	Rear Tyre	Slick-Medium				19	8'16.172	13.476	29.483	26.227	16.851	237.3																																																																																																																																																																																																																											
		13 Laps at start		10 Laps at start								20	1'24.888	17.341	26.931	24.112	16.504	306.8																																																																																																																																																																																																																							
11	4'55.007 *	10.163	29.750	24.118*	16.664	289.5	21	1'23.758	17.237	26.458	23.598	16.465	308.5																																																																																																																																																																																																																												
12	1'24.445 *	17.408	26.648	23.843*	16.546	313.0	22	1'34.018 *	19.147*	27.371	25.511	21.989*	293.4																																																																																																																																																																																																																												
13	1'24.427	17.300	26.717	23.943	16.467	313.9	23	1'23.982	17.274	26.645	23.544	16.519	313.0																																																																																																																																																																																																																												
14	1'37.647 P	18.878*	30.341	25.947*	22.481	257.7	13th 42 Alex RINS Team SUZUKI ECSTAR SUZUKI SPA Runs=3 Total laps=24 Full laps=11													Run #	Front Tyre	Slick-Medium	Rear Tyre	Slick-Medium				Run #	Front Tyre	Slick-Medium	Rear Tyre	Slick-Medium				New Tyre		New Tyre								1	2'13.197	10.521	30.464	26.273	17.305	283.4			7 Laps at start		7 Laps at start			2	1'26.461 *	17.805*	27.408	24.507	16.741	305.0	8	5'49.384 *	12.148	29.789*	24.804	16.828	280.5	3	1'24.918	17.598	26.782	23.999	16.539	306.8	9	1'24.904	17.489	26.700	24.177	16.538	305.0	4	1'24.326	17.388	26.632	23.828	16.478	308.5	10	1'24.610	17.461	26.603	24.061	16.485	306.8	5	1'24.115	17.286	26.595	23.772	16.462	308.5	11	1'26.006 *	17.416	28.095*	24.007	16.488	305.0	6	1'26.423 *	17.462	28.011*	24.319	16.631	300.0	12	1'24.899	17.426	26.739	24.202	16.532	307.6	7	1'31.832 P	17.367	26.603	23.814	24.048	309.4	13	1'24.902 *	17.454	26.866	24.033	16.549*	305.9	Run #	Front Tyre	Slick-Medium	Rear Tyre	Slick-Medium				14	1'27.595 *	17.358	28.644*	24.577	17.016	307.6			7 Laps at start		7 Laps at start								15	1'33.869 P	17.342	27.660	25.183	23.684	308.5	8	5'49.384 *	12.148	29.789*	24.804	16.828	280.5	9	1'24.904	17.489	26.700	24.177	16.538	305.0	10	1'24.610	17.461	26.603	24.061	16.485	306.8	11	1'26.006 *	17.416	28.095*	24.007	16.488	305.0	12	1'24.899	17.426	26.739	24.202	16.532	307.6	13	1'24.902 *	17.454	26.866	24.033	16.549*	305.9	14	1'27.595 *	17.358	28.644*	24.577	17.016	307.6	15	1'33.869 P	17.342	27.660	25.183	23.684	308.5
13th 42 Alex RINS Team SUZUKI ECSTAR SUZUKI SPA Runs=3 Total laps=24 Full laps=11																																																																																																																																																																																																																																									
Run #	Front Tyre	Slick-Medium	Rear Tyre	Slick-Medium				Run #	Front Tyre	Slick-Medium	Rear Tyre	Slick-Medium																																																																																																																																																																																																																													
		New Tyre		New Tyre																																																																																																																																																																																																																																					
1	2'13.197	10.521	30.464	26.273	17.305	283.4			7 Laps at start		7 Laps at start																																																																																																																																																																																																																														
2	1'26.461 *	17.805*	27.408	24.507	16.741	305.0	8	5'49.384 *	12.148	29.789*	24.804	16.828	280.5																																																																																																																																																																																																																												
3	1'24.918	17.598	26.782	23.999	16.539	306.8	9	1'24.904	17.489	26.700	24.177	16.538	305.0																																																																																																																																																																																																																												
4	1'24.326	17.388	26.632	23.828	16.478	308.5	10	1'24.610	17.461	26.603	24.061	16.485	306.8																																																																																																																																																																																																																												
5	1'24.115	17.286	26.595	23.772	16.462	308.5	11	1'26.006 *	17.416	28.095*	24.007	16.488	305.0																																																																																																																																																																																																																												
6	1'26.423 *	17.462	28.011*	24.319	16.631	300.0	12	1'24.899	17.426	26.739	24.202	16.532	307.6																																																																																																																																																																																																																												
7	1'31.832 P	17.367	26.603	23.814	24.048	309.4	13	1'24.902 *	17.454	26.866	24.033	16.549*	305.9																																																																																																																																																																																																																												
Run #	Front Tyre	Slick-Medium	Rear Tyre	Slick-Medium				14	1'27.595 *	17.358	28.644*	24.577	17.016	307.6																																																																																																																																																																																																																											
		7 Laps at start		7 Laps at start								15	1'33.869 P	17.342	27.660	25.183	23.684	308.5																																																																																																																																																																																																																							
8	5'49.384 *	12.148	29.789*	24.804	16.828	280.5																																																																																																																																																																																																																																			
9	1'24.904	17.489	26.700	24.177	16.538	305.0	10	1'24.610	17.461	26.603	24.061	16.485	306.8	11	1'26.006 *	17.416	28.095*	24.007	16.488	305.0	12	1'24.899	17.426	26.739	24.202	16.532	307.6	13	1'24.902 *	17.454	26.866	24.033	16.549*	305.9	14	1'27.595 *	17.358	28.644*	24.577	17.016	307.6	15	1'33.869 P	17.342	27.660	25.183	23.684	308.5																																																																																																																																																																																									
10	1'24.610	17.461	26.603	24.061	16.485	306.8	11	1'26.006 *	17.416	28.095*	24.007	16.488	305.0	12	1'24.899	17.426	26.739	24.202	16.532	307.6	13	1'24.902 *	17.454	26.866	24.033	16.549*	305.9	14	1'27.595 *	17.358	28.644*	24.577	17.016	307.6	15	1'33.869 P	17.342	27.660	25.183	23.684	308.5																																																																																																																																																																																																
11	1'26.006 *	17.416	28.095*	24.007	16.488	305.0	12	1'24.899	17.426	26.739	24.202	16.532	307.6	13	1'24.902 *	17.454	26.866	24.033	16.549*	305.9	14	1'27.595 *	17.358	28.644*	24.577	17.016	307.6	15	1'33.869 P	17.342	27.660	25.183	23.684	308.5																																																																																																																																																																																																							
12	1'24.899	17.426	26.739	24.202	16.532	307.6	13	1'24.902 *	17.454	26.866	24.033	16.549*	305.9	14	1'27.595 *	17.358	28.644*	24.577	17.016	307.6	15	1'33.869 P	17.342	27.660	25.183	23.684	308.5																																																																																																																																																																																																														
13	1'24.902 *	17.454	26.866	24.033	16.549*	305.9	14	1'27.595 *	17.358	28.644*	24.577	17.016	307.6	15	1'33.869 P	17.342	27.660	25.183	23.684	308.5																																																																																																																																																																																																																					
14	1'27.595 *	17.358	28.644*	24.577	17.016	307.6	15	1'33.869 P	17.342	27.660	25.183	23.684	308.5																																																																																																																																																																																																																												
15	1'33.869 P	17.342	27.660	25.183	23.684	308.5																																																																																																																																																																																																																																			

Fastest Lap: Francesco BAGNAIA Ducati Lenovo Team ITA **1'23.114** 17.049 26.169 23.591 16.305

These data/results cannot be reproduced, stored and/or transmitted in whole or in part by any manner of electronic, mechanical, photocopying, recording, broadcasting or otherwise now known or herein after developed without the previous express consent by the copyright owner, except for reproduction in daily press and regular printed publications on sale to the public within 60 days of the event related to those data/results and always provided that copyright symbol appears together as follows below.
© DORNA, 2021

Free Practice Nr. 3

MotoGP

Lap	Lap Time	T1	T2	T3	T4	Speed	Lap	Lap Time	T1	T2	T3	T4	Speed		
Run # 4	<i>Front Tyre</i>	Slick-Medium	<i>Rear Tyre</i>	Slick-Soft				10	1'31.314	17.698	29.498	26.016	18.102	303.3	
			4 Laps at start						11	1'25.343	17.635	27.048	24.011	16.649	304.2
			New Tyre						12	1'36.702 P	18.607*	28.605	26.543	22.947	270.0
19	2'50.588	12.159	27.568	24.377	16.628	290.3	Run # 3								
20	1'23.935	17.304	26.376	23.786	16.469	307.6	<i>Front Tyre</i>		Slick-Medium		<i>Rear Tyre</i>		Slick-Soft		
21	1'24.267	17.360	26.467	23.925	16.515	307.6				New Tyre			New Tyre		
22	1'24.319	17.296	26.651	23.824	16.548	309.4									
17th	27	Iker LECUONA			KTM	SPA									
							Tech 3 KTM Factory Racing								
			Runs=3			Total laps=21	Full laps=8								
Run # 1	<i>Front Tyre</i>	Slick-Medium	<i>Rear Tyre</i>	Slick-Medium				Run # 4	<i>Front Tyre</i>	Slick-Medium	<i>Rear Tyre</i>	Slick-Soft			
			New Tyre						5 Laps at start					New Tyre	
1	1'46.445	10.466	29.278	25.179	17.161	274.1	18	4'27.311	11.736	27.841	24.530	16.742	252.9		
2	1'26.206	17.782	27.405	24.212	16.807	300.8	19	1'24.342	17.538	26.777	23.607	16.420	305.0		
3	1'26.560 *	18.027*	27.755	24.042	16.736	299.1	20	1'24.386	17.469	26.665	23.725	16.527	305.0		
4	1'25.414	17.787	26.964	23.843	16.820	307.6	21	1'24.519	17.534	26.759	23.685	16.541	304.2		
5	1'24.723	17.534	26.812	23.801	16.576	306.8	19th								
6	1'25.193 *	17.650*	26.962	23.894	16.687	303.3	46	Valentino ROSSI			YAMAHA	ITA			
7	1'32.078 P	17.624	26.891	24.140	23.423	305.9	Petronas Yamaha SRT								
			Runs=3			Total laps=21	Full laps=12								
Run # 2	<i>Front Tyre</i>	Slick-Medium	<i>Rear Tyre</i>	Slick-Medium				Run # 1	<i>Front Tyre</i>	Slick-Medium	<i>Rear Tyre</i>	Slick-Medium			
			7 Laps at start						New Tyre					New Tyre	
8	7'15.482	11.504	28.700	24.570	16.822	273.4	1	1'59.561	9.850	30.355	25.880	17.217	270.0		
9	1'25.076 *	17.634	26.753	23.989*	16.700	302.5	2	1'26.337	17.794	27.370	24.421	16.752	302.5		
10	1'25.126 *	17.597	26.781	24.091*	16.657	304.2	3	1'25.146	17.540	27.006	23.948	16.652	305.9		
11	1'25.237	17.565	27.028	23.982	16.662	304.2	4	1'24.984	17.522	26.892	23.999	16.571	305.9		
12	1'24.960	17.547	26.838	24.016	16.559	304.2	5	1'24.725	17.445	26.829	23.976	16.475	304.2		
13	1'34.641 P	17.538	28.861	25.574	22.668	305.0	6	1'30.443 *	18.433*	30.968	24.418	16.624	295.0		
			New Tyre						7	1'25.001	17.521	26.850	23.978	16.652	303.3
14	7'06.765	11.387	28.915	24.306	16.799	279.0	8	1'24.654 *	17.474	26.701	23.960*	16.519	303.3		
15	1'24.590	17.551	26.701	23.854	16.484	301.6	9	1'24.888	17.425	26.889	23.951	16.623	305.0		
16	1'24.214	17.383	26.569	23.840	16.422	305.0	10	1'24.703	17.428	26.683	24.024	16.568	303.3		
17	1'32.024 P	17.510	26.612	24.295	23.607	304.2	11	1'35.836 P	20.377*	28.058	24.570	22.831	255.3		
Run # 3	<i>Front Tyre</i>	Slick-Hard	<i>Rear Tyre</i>	Slick-Soft				Run # 2	<i>Front Tyre</i>	Slick-Medium	<i>Rear Tyre</i>	Slick-Medium			
			New Tyre						11 Laps at start					11 Laps at start	
18	4'35.718	9.946	27.494	23.967	16.556	300.0	12	9'20.218	10.011	28.411	24.902	16.938	284.9		
19	1'24.159	17.475	26.692	23.621	16.371	307.6	13	1'25.606	17.601	26.964	24.326	16.715	299.1		
20	1'24.157 *	17.406	26.648	23.638*	16.465	308.5	14	1'24.893	17.507	26.697	24.079	16.610	300.8		
21	1'24.468 *	17.500	26.628	23.867*	16.473	305.9	15	1'32.957 P	17.502	27.518	25.865	22.072	300.8		
18th	9	Danilo PETRUCCI			KTM	ITA	Run # 3								
							Tech 3 KTM Factory Racing								
			Runs=3			Total laps=21	Full laps=11								
Run # 1	<i>Front Tyre</i>	Slick-Medium	<i>Rear Tyre</i>	Slick-Medium				New Tyre					New Tyre		
			New Tyre												
1	1'53.497	11.136	31.123	26.347	17.995	261.5	16	6'29.654	9.561	28.131	24.867	16.669	287.2		
2	1'27.274 *	18.333*	27.902	24.218	16.821	307.6	17	1'25.995	17.511	27.204	24.759	16.521	301.6		
3	1'25.172	17.686	26.998	23.858	16.630	305.0	18	1'24.709	17.513	26.660	24.085	16.451	300.0		
4	1'24.954	17.626	26.986	23.794	16.548	304.2	19	1'32.130 P	18.075	27.712	24.481	21.862	292.6		
5	1'27.235 *	17.594*	29.180*	23.852	16.609	303.3	Run # 4								
6	1'27.302 *	17.705*	27.166	25.823	16.608	305.0	<i>Front Tyre</i>		Slick-Medium		<i>Rear Tyre</i>		Slick-Soft		
7	1'34.107 P	17.591	27.962	25.606	22.948	305.9				4 Laps at start			New Tyre		
Run # 2	<i>Front Tyre</i>	Slick-Hard	<i>Rear Tyre</i>	Slick-Medium				20	2'33.355	9.985	28.054	24.314	16.637	277.6	
			New Tyre						21	1'24.381	17.445	26.476	23.975	16.485	301.6
8	7'47.936	12.627	27.860	24.372	16.927	281.9	20th								
9	1'25.917	17.685	27.328	24.179	16.725	301.6	23	Enea BASTIANINI			DUCATI	ITA			
							Avintia Esponsorama								
			Runs=2			Total laps=22	Full laps=10								
Run # 1	<i>Front Tyre</i>	Slick-Medium	<i>Rear Tyre</i>	Slick-Medium				Run # 1							
			7 Laps at start						5 Laps at start					New Tyre	
			New Tyre												
							1	1'56.121 *	10.765	30.529	26.081	17.494*	264.7		

Fastest Lap: Francesco BAGNAIA Ducati Lenovo Team ITA **1'23.114** 17.049 26.169 23.591 16.305

These data/results cannot be reproduced, stored and/or transmitted in whole or in part by any manner of electronic, mechanical, photocopying, recording, broadcasting or otherwise now known or herein after developed without the previous express consent by the copyright owner, except for reproduction in daily press and regular printed publications on sale to the public within 60 days of the event related to those data/results and always provided that copyright symbol appears together as follows below.

© DORNA, 2021

Official MotoGP Timing by TISSOT
www.motogp.com

Spielberg, Saturday, August 07, 2021

Page 6 of 8



Free Practice Nr. 3

MotoGP

Lap	Lap Time	T1	T2	T3	T4	Speed	Lap	Lap Time	T1	T2	T3	T4	Speed		
2	1'29.427	17.772	30.044	24.826	16.785	311.2	22nd 32	Lorenzo SAVADORI			APRILIA	ITA			
3	1'25.364	17.529	26.801	24.318	16.716	308.5		Aprilia Racing Team Gresini							
4	1'27.793	*	17.434	28.555*	25.127	16.677		312.1	Runs=3		Total laps=23	Full laps=11			
5	1'25.402	*	17.502	27.019	24.246*	16.635		298.3	Run # 1	Front Tyre	Slick-Medium	Rear Tyre	Slick-Medium		
6	1'25.010	*	17.397	26.893	24.176*	16.544		312.1	New Tyre					New Tyre	
7	1'25.078	*	17.412	26.891	24.219*	16.556		310.3	1	1'59.942	10.799	30.499	25.617	17.494	253.5
8	1'25.987	*	17.530	26.739	24.316*	17.402*		308.5	2	1'26.262	17.823	27.373	24.136	16.930	306.8
9	1'25.039	17.528	26.731	24.209	16.571	310.3		3	1'25.319	17.589	27.157	23.949	16.624	308.5	
10	1'24.804	17.400	26.550	24.311	16.543	309.4		4	1'34.291	17.519	29.222	28.495	19.055	310.3	
11	1'36.025	P	19.065	28.093	25.037	267.3		5	1'25.148	17.647	26.911	23.948	16.642	305.0	
Run # 2	Front Tyre	Slick-Medium	Rear Tyre	Slick-Soft											
New Tyre															
12	10'07.538	10.804	28.934	25.356	16.979	269.3	Run # 2	Front Tyre	Slick-Hard	Rear Tyre	Slick-Medium				
13	1'25.001	17.434	26.699	24.324	16.544	306.8	New Tyre					8 Laps at start			
14	1'24.415	*	17.259	26.557	24.080*	16.519	308.5	9	6'38.748	14.626	32.745	26.303	19.252	237.8	
15	1'26.090	17.375	26.482	25.386	16.847	309.4	10	1'26.300	*	17.771	27.191	24.382	16.956*	303.3	
16	1'33.301	P	17.894*	27.077	24.974	304.2	11	1'25.527	17.624	27.128	24.143	16.632	305.9		
Run # 3	Front Tyre	Slick-Soft	Rear Tyre	Slick-Soft											
New Tyre															
17	5'39.413	*	11.766	29.804	25.224*	17.599	266.0	12	1'25.494	17.671	26.957	24.186	16.680	304.2	
18	1'26.224	17.372	27.611	24.560	16.681	308.5	13	1'25.221	17.587	26.911	24.073	16.650	305.0		
19	1'28.877	17.256	26.541	24.441	20.639	312.1	14	1'31.626	*	17.705*	30.397	26.025	17.499	303.3	
20	1'24.384	17.357	26.568	23.976	16.483	313.0	15	1'24.989	17.488	26.915	24.018	16.568	306.8		
21	1'24.026	*	17.197	26.553	23.845*	16.431	313.9	16	1'33.815	P	17.940	28.021	25.085	22.769	303.3
22	1'25.037	17.245	27.155	24.127	16.510	311.2	Run # 3	Front Tyre	Slick-Hard	Rear Tyre	Slick-Soft				
New Tyre					8 Laps at start										
New Tyre					New Tyre										
21st 10	Luca MARINI				DUCATI	ITA									
SKY VR46 Avintia					Runs=3 Total laps=19 Full laps=12										
Run # 1	Front Tyre	Slick-Medium	Rear Tyre	Slick-Medium											
New Tyre															
1	1'58.898	11.491	31.761	26.216	17.439	237.8	Run # 4	Front Tyre	Slick-Hard	Rear Tyre	Slick-Soft				
2	1'34.869	17.737	35.144	25.230	16.758	296.7	12 Laps at start					New Tyre			
3	1'26.415	17.549	27.517	24.750	16.599	308.5	21	3'02.441	10.481	27.720	24.179	16.436	300.8		
4	1'25.032	17.573	26.722	24.214	16.523	309.4	22	1'24.437	17.461	26.680	23.823	16.473	308.5		
5	1'25.140	*	17.595*	26.896	24.155*	16.494	308.5	23	1'26.956	*	17.493	26.737	23.916*	18.810	309.4
6	1'24.724	17.465	26.619	24.064	16.576	309.4	23rd 35	Cal CRUTCHLOW			YAMAHA	GBR			
7	1'24.689	17.389	26.712	24.052	16.536	311.2	Petronas Yamaha SRT					Runs=3 Total laps=21 Full laps=11			
8	1'34.473	P	18.277*	28.162	24.517	296.7	Run # 1	Front Tyre	Slick-Medium	Rear Tyre	Slick-Medium				
New Tyre					New Tyre										
Run # 2	Front Tyre	Slick-Medium	Rear Tyre	Slick-Soft											
8 Laps at start					New Tyre										
9	7'05.045	11.716	29.829	24.873	16.847	263.4	1	2'01.138	10.087	32.102	26.766	17.756	248.2		
10	1'25.092	17.505	26.909	24.191	16.487	309.4	2	1'30.395	18.094	30.310	24.886	17.105	302.5		
11	1'25.825	17.385	27.616	24.287	16.537	310.3	3	1'26.023	17.800	27.219	24.229	16.775	301.6		
12	1'24.931	17.523	26.797	24.118	16.493	310.3	4	1'25.603	17.719	26.914	24.174	16.796	301.6		
13	1'24.923	17.364	26.769	24.218	16.572	310.3	5	1'25.487	17.631	27.100	24.047	16.709	302.5		
14	1'34.501	17.494	28.927	29.064	19.016	305.9	6	1'31.428	*	22.167*	28.250	24.253	16.758	240.5	
15	1'24.962	17.527	26.833	24.134	16.468	311.2	7	1'25.455	17.629	26.919	24.039	16.868	305.0		
16	1'33.527	P	17.400	26.846	25.738	311.2	8	1'37.451	P	18.577*	29.303	25.412	24.159	270.6	
Run # 3	Front Tyre	Slick-Medium	Rear Tyre	Slick-Soft											
New Tyre					8 Laps at start										
New Tyre					8 Laps at start										
17	11'23.154	10.168	29.608	24.642	17.755	291.1	9	8'50.317	11.558	29.383	24.938	17.498	277.6		
18	1'24.403	17.451	26.649	23.969	16.334	310.3	10	1'30.410	*	19.003*	30.086	24.397	16.924	291.8	
unfinished	17.316	26.466	23.852	310.3											
Fastest Lap: Francesco BAGNAIA					Ducati Lenovo Team	ITA	1'23.114	17.049	26.169	23.591	16.305				

These data/results cannot be reproduced, stored and/or transmitted in whole or in part by any manner of electronic, mechanical, photocopying, recording, broadcasting or otherwise now known or herein after developed without the previous express consent by the copyright owner, except for reproduction in daily press and regular printed publications on sale to the public within 60 days of the event related to those data/results and always provided that copyright symbol appears together as follows below.
© DORNA, 2021



Free Practice Nr. 3

MotoGP

Lap	Lap Time		T1	T2	T3	T4	Speed	Lap	Lap Time	T1	T2	T3	T4	Speed
14	1'30.388	*	20.170*	28.833	24.539	16.846	271.3							
15	1'34.501	P	17.695	28.243	25.340	23.223	300.8							
Run # 3	<i>Front Tyre</i>		Slick-Medium	<i>Rear Tyre</i>		Slick-Soft								
			New Tyre			New Tyre								
16	6'48.469		10.197	29.096	24.619	16.885	290.3							
17	1'24.939		17.584	26.727	23.970	16.658	302.5							
18	1'24.644		17.501	26.628	23.954	16.561	304.2							
19	1'31.695	P	17.688	27.626	24.563	21.818	299.1							
Run # 4	<i>Front Tyre</i>		Slick-Medium	<i>Rear Tyre</i>		Slick-Soft								
			4 Laps at start			New Tyre								
20	2'48.792	*	11.294	28.936	24.416	16.807*	212.1							
21	1'25.834		17.512	27.001	24.357	16.964	305.0							

Fastest Lap: Francesco BAGNAIA Ducati Lenovo Team ITA **1'23.114** 17.049 26.169 23.591 16.305

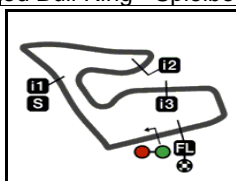
These data/results cannot be reproduced, stored and/or transmitted in whole or in part by any manner of electronic, mechanical, photocopying, recording, broadcasting or otherwise now known or herein after developed without the previous express consent by the copyright owner, except for reproduction in daily press and regular printed publications on sale to the public within 60 days of the event related to those data/results and always provided that copyright symbol appears together as follows below.
© DORNA, 2021

Official MotoGP Timing by **TISSOT**
www.motogp.com

Spielberg, Saturday, August 07, 2021

Page 8 of 8





4318 m.

MICHELIN® GRAND PRIX OF STYRIA

Free Practice Nr. 3

Best Partial Times

MotoGP™

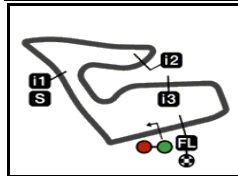
IT Ideal Lap Time, sum of the best partial times*BT* Best Lap Time

<i>T1</i>		<i>T2</i>		<i>T3</i>		<i>T4</i>				<i>IT</i>	<i>BT</i>	
Pos	Rider	Time	Rider	Time	Rider	Time	Rider	Time	Pos	Rider	<i>IT</i>	<i>BT</i>
1	J.MARTIN	17.046	F.BAGNAIA	26.125	F.QUARTARARO	23.427	M.VIÑALES	16.232	1	F.BAGNAIA	1'23.014	1'23.114 (1)
2	F.BAGNAIA	17.049	F.QUARTARARO	26.157	J.MIR	23.459	J.MIR	16.240	2	F.QUARTARAR	1'23.036	1'23.142 (2)
3	J.ZARCO	17.091	M.MARQUEZ	26.185	D.PEDROSA	23.544	J.ZARCO	16.244	3	M.MARQUEZ	1'23.187	1'23.513 (7)
4	M.MARQUEZ	17.125	J.MARTIN	26.210	M.MARQUEZ	23.545	F.BAGNAIA	16.249	4	J.MARTIN	1'23.193	1'23.294 (4)
5	M.VIÑALES	17.153	M.VIÑALES	26.264	A.RINS	23.552	F.QUARTARARO	16.268	5	M.VIÑALES	1'23.224	1'23.262 (3)
6	J.MILLER	17.163	T.NAKAGAMI	26.305	M.VIÑALES	23.575	B.BINDER	16.269	6	J.MIR	1'23.296	1'23.387 (5)
7	A.RINS	17.168	A.MARQUEZ	26.357	T.NAKAGAMI	23.585	J.MARTIN	16.300	7	J.ZARCO	1'23.381	1'23.487 (6)
8	F.QUARTARARO	17.184	J.MIR	26.360	F.BAGNAIA	23.591	M.MARQUEZ	16.332	8	A.RINS	1'23.465	1'23.766 (13)
9	P.ESPARGARO	17.190	J.ZARCO	26.364	A.ESPARGARO	23.602	L.MARINI	16.334	9	T.NAKAGAMI	1'23.469	1'23.740 (10)
10	T.NAKAGAMI	17.192	P.ESPARGARO	26.366	D.PETRUCCI	23.607	A.ESPARGARO	16.344	10	A.ESPARGAR	1'23.594	1'23.594 (8)
11	E.BASTIANINI	17.197	A.ESPARGARO	26.372	I.LECUONA	23.621	A.MARQUEZ	16.359	11	P.ESPARGAR	1'23.607	1'23.757 (11)
12	B.BINDER	17.204	M.OLIVEIRA	26.376	J.MARTIN	23.637	A.RINS	16.368	12	B.BINDER	1'23.628	1'23.799 (15)
13	D.PEDROSA	17.237	A.RINS	26.377	P.ESPARGARO	23.676	I.LECUONA	16.371	13	J.MILLER	1'23.650	1'23.731 (9)
14	J.MIR	17.237	J.MILLER	26.406	J.ZARCO	23.682	P.ESPARGARO	16.375	14	D.PEDROSA	1'23.691	1'23.758 (12)
15	M.OLIVEIRA	17.246	B.BINDER	26.457	A.MARQUEZ	23.688	J.MILLER	16.386	15	A.MARQUEZ	1'23.697	1'23.789 (14)
16	A.ESPARGARO	17.276	D.PEDROSA	26.458	J.MILLER	23.695	T.NAKAGAMI	16.387	16	M.OLIVEIRA	1'23.769	1'23.935 (16)
17	A.MARQUEZ	17.293	L.MARINI	26.466	B.BINDER	23.698	D.PETRUCCI	16.420	17	I.LECUONA	1'23.944	1'24.159 (17)
18	L.MARINI	17.316	V.ROSSI	26.476	M.OLIVEIRA	23.726	M.OLIVEIRA	16.421	18	L.MARINI	1'23.968	1'24.403 (21)
19	I.LECUONA	17.383	E.BASTIANINI	26.482	L.SAVADORI	23.823	E.BASTIANINI	16.431	19	E.BASTIANINI	1'24.086	1'24.384 (20)
20	V.ROSSI	17.425	I.LECUONA	26.569	L.MARINI	23.852	L.SAVADORI	16.436	20	D.PETRUCCI	1'24.161	1'24.342 (18)
21	L.SAVADORI	17.448	L.SAVADORI	26.613	V.ROSSI	23.948	V.ROSSI	16.451	21	V.ROSSI	1'24.300	1'24.381 (19)
22	D.PETRUCCI	17.469	C.CRUTCHLOW	26.628	C.CRUTCHLOW	23.954	D.PEDROSA	16.452	22	L.SAVADORI	1'24.320	1'24.437 (22)
23	C.CRUTCHLOW	17.501	D.PETRUCCI	26.665	E.BASTIANINI	23.976	C.CRUTCHLOW	16.561	23	C.CRUTCHLO	1'24.644	1'24.644 (23)

These data/results cannot be reproduced, stored and/or transmitted in whole or in part by any manner of electronic, mechanical, photocopying, recording, broadcasting or otherwise now known or herein after developed without the previous express consent by the copyright owner, except for reproduction in daily press and regular printed publications on sale to the public within 60 days of the event related to those data/results and always provided that copyright symbol appears together as follows below.
© DORNA, 2021


Official MotoGP Timing by TISSOT
www.motogp.com





4318 m.

MICHELIN® GRAND PRIX OF STYRIA**Free Practice Nr. 3****Fastest Laps Sequence**

<i>Practice Time</i>	 <i>Rider</i>	<i>Nation</i>	<i>Motorcycle</i>	<i>Time</i>	<i>Km/h</i>	<i>Rider's Lap</i>
3'07.287	43 Jack MILLER	AUS	DUCATI	1'27.068	178.5	2
3'08.350	93 Marc MARQUEZ	SPA	HONDA	1'25.444	181.9	2
4'32.528	43 Jack MILLER	AUS	DUCATI	1'25.241	182.3	3
4'33.069	93 Marc MARQUEZ	SPA	HONDA	1'24.719	183.4	3
4'33.725	44 Poi ESPARGARO	SPA	HONDA	1'24.300	184.3	3
4'44.047	89 Jorge MARTIN	SPA	DUCATI	1'24.294	184.4	3
5'57.159	93 Marc MARQUEZ	SPA	HONDA	1'24.090	184.8	4
5'57.710	44 Poi ESPARGARO	SPA	HONDA	1'23.985	185.0	4
6'07.881	89 Jorge MARTIN	SPA	DUCATI	1'23.834	185.4	4
11'41.950	12 Maverick VIÑALES	SPA	YAMAHA	1'23.781	185.5	7
23'07.361	36 Joan MIR	SPA	SUZUKI	1'23.599	185.9	13
33'17.695	93 Marc MARQUEZ	SPA	HONDA	1'23.513	186.1	16
34'34.505	12 Maverick VIÑALES	SPA	YAMAHA	1'23.475	186.2	16
35'57.880	12 Maverick VIÑALES	SPA	YAMAHA	1'23.375	186.4	17
43'41.188	63 Francesco BAGNAIA	ITA	DUCATI	1'23.224	186.7	22
43'45.711	20 Fabio QUARTARARO	FRA	YAMAHA	1'23.142	186.9	23
45'04.302	63 Francesco BAGNAIA	ITA	DUCATI	1'23.114	187.0	23

These data/results cannot be reproduced, stored and/or transmitted in whole or in part by any manner of electronic, mechanical, photocopying, recording, broadcasting or otherwise now known or herein after developed without the previous express consent by the copyright owner, except for reproduction in daily press and regular printed publications on sale to the public within 60 days of the event related to those data/results and always provided that copyright symbol appears together as follows below.

© DORNA, 2021

Official MotoGP Timing by **TISSOT**
www.motogp.com

Spielberg, Saturday, August 07, 2021

