




4318 m.

BITCI MOTORRAD GRAND PRIX VON ÖSTERREICH

Warm Up

Classification

25

	Rider	Nation	Team	Motorcycle	Time	Lap Total	Gap	Top Speed
1	20 Fabio QUARTARARO	FRA	Monster Energy Yamaha MotoGP	YAMAHA	1'23.629	5 14		306.8
2	5 Johann ZARCO	FRA	Pramac Racing	DUCATI	1'24.011	7 9	0.382 0.382	315.7
3	63 Francesco BAGNAIA	ITA	Ducati Lenovo Team	DUCATI	1'24.016	7 14	0.387 0.005	317.6
4	41 Aleix ESPARGARO	SPA	Aprilia Racing Team Gresini	APRILIA	1'24.141	6 14	0.512 0.125	313.0
5	89 Jorge MARTIN	SPA	Pramac Racing	DUCATI	1'24.204	6 14	0.575 0.063	315.7
6	33 Brad BINDER	RSA	Red Bull KTM Factory Racing	KTM	1'24.356	10 12	0.727 0.152	311.2
7	88 Miguel OLIVEIRA	POR	Red Bull KTM Factory Racing	KTM	1'24.458	7 14	0.829 0.102	310.3
8	43 Jack MILLER	AUS	Ducati Lenovo Team	DUCATI	1'24.507	5 14	0.878 0.049	316.7
9	44 Pol ESPARGARO	SPA	Repsol Honda Team	HONDA	1'24.514	7 14	0.885 0.007	313.0
10	93 Marc MARQUEZ	SPA	Repsol Honda Team	HONDA	1'24.539	13 14	0.910 0.025	314.8
11	42 Alex RINS	SPA	Team SUZUKI ECSTAR	SUZUKI	1'24.571	9 14	0.942 0.032	309.4
12	36 Joan MIR	SPA	Team SUZUKI ECSTAR	SUZUKI	1'24.599	13 14	0.970 0.028	307.6
13	73 Alex MARQUEZ	SPA	LCR Honda CASTROL	HONDA	1'24.633	8 14	1.004 0.034	309.4
14	10 Luca MARINI	ITA	SKY VR46 Avintia	DUCATI	1'24.647	11 13	1.018 0.014	312.1
15	23 Enea BASTIANINI	ITA	Avintia Esponsorama	DUCATI	1'24.674	5 12	1.045 0.027	317.6
16	27 Iker LECUONA	SPA	Tech 3 KTM Factory Racing	KTM	1'24.703	4 14	1.074 0.029	307.6
17	30 Takaaki NAKAGAMI	JPN	LCR Honda IDEMITSU	HONDA	1'24.793	12 14	1.164 0.090	315.7
18	46 Valentino ROSSI	ITA	Petronas Yamaha SRT	YAMAHA	1'24.934	14 14	1.305 0.141	309.4
19	9 Danilo PETRUCCI	ITA	Tech 3 KTM Factory Racing	KTM	1'25.001	9 14	1.372 0.067	308.5
20	35 Cal CRUTCHLOW	GBR	Petronas Yamaha SRT	YAMAHA	1'25.051	5 12	1.422 0.050	300.8

Practice condition: Dry

Air: 24°

Humidity: 69%

Ground: 25°

Fastest Lap:	Lap: 5	Fabio QUARTARARO	1'23.629	185.8 Km/h
Best Race Lap:	2019	Andrea DOVIZIOSO	1'23.827	185.4 Km/h
All Time Lap Record:	2021	Jorge MARTIN	1'22.643	188.0 Km/h

The results are provisional until the end of the limit for protest and appeals.

Time limit for protest expires 30' after publication of the results - Time:

These data/results cannot be reproduced, stored and/or transmitted in whole or in part by any manner of electronic, mechanical, photocopying, recording, broadcasting or otherwise now known or herein after developed without the previous express consent by the copyright owner, except for reproduction in daily press and regular printed publications on sale to the public within 60 days of the event related to those data/results and always provided that copyright symbol appears together as follows below.

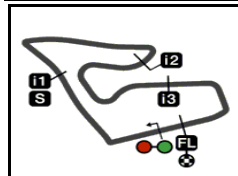
© DORNA, 2021

Official MotoGP Timing by TISSOT

www.motogp.com

Spielberg, Sunday, August 15, 2021





4318 m.

BITCI MOTORRAD GRAND PRIX VON ÖSTERREICH

Warm Up

Top Speed & Average

26



Rider	Nation	Motorcycle	Top 5 speeds					Average	Top
23 Enea BASTIANINI	ITA	DUCATI	317.6	315.7	313.0	312.1	312.1	314.1	317.6
63 Francesco BAGNAIA	ITA	DUCATI	317.6	317.6	317.6	315.7	315.7	316.8	317.6
43 Jack MILLER	AUS	DUCATI	316.7	315.7	313.9	313.9	313.9	314.7	316.7
5 Johann ZARCO	FRA	DUCATI	315.7	314.8	313.9	313.0	312.1	313.6	315.7
30 Takaaki NAKAGAMI	JPN	HONDA	315.7	311.2	311.2	311.2	311.2	312.1	315.7
89 Jorge MARTIN	SPA	DUCATI	315.7	313.9	313.0	312.1	312.1	313.4	315.7
93 Marc MARQUEZ	SPA	HONDA	314.8	312.1	312.1	311.2	310.3	311.8	314.8
41 Aleix ESPARGARO	SPA	APRILIA	313.0	312.1	312.1	311.2	311.2	311.8	313.0
44 Pol ESPARGARO	SPA	HONDA	313.0	313.0	313.0	312.1	312.1	312.6	313.0
10 Luca MARINI	ITA	DUCATI	312.1	312.1	311.2	311.2	310.3	311.4	312.1
33 Brad BINDER	RSA	KTM	311.2	311.2	309.4	309.4	308.5	309.4	311.2
88 Miguel OLIVEIRA	POR	KTM	310.3	309.4	309.4	308.5	308.5	309.0	310.3
42 Alex RINS	SPA	SUZUKI	309.4	309.4	308.5	308.5	307.6	308.3	309.4
46 Valentino ROSSI	ITA	YAMAHA	309.4	308.5	308.5	306.8	306.8	307.8	309.4
73 Alex MARQUEZ	SPA	HONDA	309.4	309.4	309.4	309.4	308.5	309.2	309.4
9 Danilo PETRUCCI	ITA	KTM	308.5	307.6	307.6	307.6	305.9	307.4	308.5
27 Iker LECUONA	SPA	KTM	307.6	307.6	306.8	305.9	305.0	306.6	307.6
36 Joan MIR	SPA	SUZUKI	307.6	307.6	307.6	306.8	306.8	307.1	307.6
20 Fabio QUARTARARO	FRA	YAMAHA	306.8	306.8	306.8	305.9	305.9	306.2	306.8
35 Cal CRUTCHLOW	GBR	YAMAHA	300.8	300.8	300.0	300.0	300.0	300.3	300.8

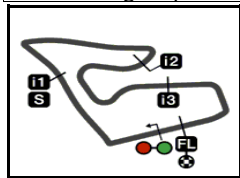
These data/results cannot be reproduced, stored and/or transmitted in whole or in part by any manner of electronic, mechanical, photocopying, recording, broadcasting or otherwise now known or herein after developed without the previous express consent by the copyright owner, except for reproduction in daily press and regular printed publications on sale to the public within 60 days of the event related to those data/results and always provided that copyright symbol appears together as follows below.

© DORNA, 2021

Official MotoGP Timing by TISSOT
www.motogp.com



Spielberg, Sunday, August 15, 2021



4318 m.

BITCI MOTORRAD GRAND PRIX VON ÖSTERREICH

Warm Up

Chronological Analysis of Performances

27

* Lap / Sector time cancelled

T1 Time from finish line to 1st intermediate

T3 Time from 2nd intermed. to 3rd intermed.

P Crossing the finish line in pit lane

T2 Time from 1st intermed. to 2nd intermed.

T4 Time from 3rd intermediate to finish line

**Tyre data subject to further updates

Lap	Lap Time	T1	T2	T3	T4	Speed	Lap	Lap Time	T1	T2	T3	T4	Speed
1st	20	Fabio QUARTARARO		YAMAHA		FRA	3	1'25.372	17.429	26.904	24.470	16.569	314.8
		Monster Energy Yamaha MotoGP					4	1'24.665	17.294	26.631	24.236	16.504	313.0
							5	1'24.200	17.187	26.401	24.137	16.475	313.9
							6	1'24.179	17.250	26.441	24.049	16.439	314.8
							7	1'24.016	17.210	26.404	23.990	16.412	313.9
							8	1'24.188	17.191	26.474	23.985	16.538	314.8
							9	1'24.118	17.239	26.409	24.009	16.461	314.8
							10	1'24.392	17.180	26.673	24.039	16.500	317.6
							11	1'33.389	17.249	31.959	26.548	17.633	315.7
							12	1'24.595	17.256	26.603	24.125	16.611	315.7
							13	1'24.207	17.143	26.615	24.014	16.435	317.6
							14	1'24.914 *	17.337	26.857	24.223*	16.497	317.6

Run #	1	Front Tyre	Slick-Hard	Rear Tyre	Slick-Medium
		8 Laps at start		New Tyre	
1	2'34.527	10.600	28.948	25.571	17.134 280.5
2	1'24.983	17.549	26.701	24.175	16.558 303.3
3	1'24.114	17.368	26.483	23.863	16.400 306.8
4	1'23.942	17.330	26.440	23.725	16.447 305.9
5	1'23.629	17.290	26.297	23.764	16.278 306.8
6	1'23.969	17.372	26.412	23.838	16.347 305.9
7	1'23.707	17.309	26.262	23.826	16.310 306.8
8	1'23.709	17.291	26.359	23.753	16.306 305.9
9	1'23.887	17.321	26.409	23.793	16.364 305.9
10	1'24.072	17.325	26.376	23.940	16.431 305.9
11	1'27.733	17.366	27.380	26.298	16.689 305.0
12	1'23.858	17.330	26.282	23.887	16.359 305.9
13	1'24.128	17.367	26.536	23.908	16.317 305.0
14	1'23.896	17.298	26.394	23.877	16.327 305.9

4th **41** **Aleix ESPARGARO** APRILIA SPA
Aprilia Racing Team Gresini

Run #	1	Front Tyre	Slick-Hard	Rear Tyre	Slick-Medium
		7 Laps at start		6 Laps at start	
1	1'47.916	10.737	30.471	25.999	17.501 271.3
2	1'30.121	17.884	28.922	26.179	17.136 308.5
3	1'24.806	17.474	26.788	23.916	16.628 309.4
4	1'24.609	17.429	26.880	23.786	16.514 309.4
5	1'24.269	17.348	26.622	23.808	16.491 311.2
6	1'24.141	17.349	26.510	23.750	16.532 311.2
7	1'24.578	17.342	26.683	23.830	16.723 313.0
8	1'24.573 *	17.405	26.741	23.815*	16.612 312.1
9	1'27.881	17.483	27.007	26.224	17.167 311.2
10	1'26.225 *	17.835*	27.871	23.894	16.625 305.9
11	1'31.075	17.368	31.552	24.829	17.326 312.1
12	1'25.262	17.565	26.901	24.118	16.678 308.5
13	1'24.854	17.477	26.750	23.997	16.630 309.4
14	1'25.113	17.451	26.810	24.201	16.651 309.4

2nd **5** **Johann ZARCO** DUCATI FRA
Pramac Racing

Run #	1	Front Tyre	Slick-Soft	Rear Tyre	Slick-Soft
		New Tyre		4 Laps at start	
1	2'01.745 P	10.813	32.011	27.406	23.330 236.3
		7 Laps at start		New Tyre	
2	2'06.553	10.209	29.563	25.727	17.139 272.7
3	1'25.615 *	17.572	27.100	24.303*	16.640 306.8
4	1'24.566	17.392	26.677	23.975	16.522 311.2
5	1'24.866	17.270	26.929	23.927	16.740 315.7
6	1'24.241	17.226	26.558	23.949	16.508 312.1
7	1'24.011	17.219	26.471	23.827	16.494 313.9
8	1'25.053	17.265	26.590	23.829	17.369 314.8
9	1'24.492 *	17.350	26.575	23.948*	16.619 312.1
unfinished		17.238	26.524	23.823	313.0

5th **89** **Jorge MARTIN** DUCATI SPA
Pramac Racing

Run #	1	Front Tyre	Slick-Medium	Rear Tyre	Slick-Medium
		8 Laps at start		New Tyre	
1	1'56.815	9.871	30.569	26.754	18.178 292.6
2	1'26.351	17.669	27.262	24.447	16.973 309.4
3	1'25.764	17.473	27.217	24.267	16.807 309.4
4	1'24.578	17.343	26.610	23.943	16.682 311.2
5	1'24.284	17.268	26.632	23.761	16.623 313.0
6	1'24.204	17.217	26.525	23.832	16.630 315.7
7	1'29.049	17.209	26.535	23.729	21.576 313.9
8	1'25.163	17.454	26.748	23.891	17.070 311.2

3rd **63** **Francesco BAGNAIA** DUCATI ITA
Ducati Lenovo Team

Run #	1	Front Tyre	Slick-Hard	Rear Tyre	Slick-Medium
		New Tyre		New Tyre	
1	1'56.867	10.787	29.910	25.641	18.017 273.4
2	1'26.355	17.728	27.360	24.353	16.914 314.8

Fastest Lap: Cal CRUTCHLOW Petronas Yamaha SR GBR **1'23.629** 17.290 26.297 23.764 16.278

These data/results cannot be reproduced, stored and/or transmitted in whole or in part by any manner of electronic, mechanical, photocopying, recording, broadcasting or otherwise now known or herein after developed without the previous express consent by the copyright owner, except for reproduction in daily press and regular printed publications on sale to the public within 60 days of the event related to those data/results and always provided that copyright symbol appears together as follows below.
© DORNA, 2021



Warm Up

MotoGP

Lap	Lap Time	T1	T2	T3	T4	Speed	Lap	Lap Time	T1	T2	T3	T4	Speed
9	1'24.388	17.325	26.591	23.874	16.598	311.2	3	1'24.919	17.338	26.839	24.179	16.563	313.9
10	1'31.401	17.414	31.978	25.181	16.828	312.1	4	1'24.649	17.222	26.735	24.085	16.607	313.9
11	1'25.541	17.286	26.999	24.324	16.932	311.2	5	1'24.507	17.317	26.567	24.061	16.562	313.9
12	1'24.345	17.232	26.512	23.960	16.641	312.1	6	1'24.717	17.259	26.678	24.148	16.632	313.0
13	1'24.549 *	17.272	26.589	24.048*	16.640	311.2	7	1'25.331	17.311	26.764	24.115	17.141	313.0
14	1'24.540	17.259	26.587	24.052	16.642	311.2	8	1'24.743	17.298	26.702	24.098	16.645	316.7

6th **33** **Brad BINDER** KTM RSA
Red Bull KTM Factory Racing

Run #	1	Front Tyre	Slick-Hard	Rear Tyre	Slick-Medium	Speed
			8 Laps at start		New Tyre	
1	1'49.029	10.426	29.883	26.919	17.233	271.3
2	1'26.065	17.547	27.326	24.206	16.986	311.2
3	1'24.716	17.442	26.848	23.948	16.478	307.6
4	1'24.598	17.321	26.700	24.012	16.565	308.5
5	1'24.887	17.433	26.802	23.938	16.714	308.5
6	1'35.518 P	20.839	27.242	24.371	23.066	300.0

Run #	2	Front Tyre	Slick-Hard	Rear Tyre	Slick-Medium	Speed
			18 Laps at start		6 Laps at start	
7	3'55.085	11.831	28.188	24.850	17.332	276.2
8	1'25.182	17.396	26.811	24.179	16.796	308.5
9	1'24.964	17.306	26.628	24.153	16.877	309.4
10	1'24.356	17.247	26.576	24.001	16.532	308.5
11	1'24.606	17.478	26.622	23.998	16.508	309.4
12	1'24.374	17.252	26.693	23.924	16.505	311.2

7th **88** **Miguel OLIVEIRA** KTM POR
Red Bull KTM Factory Racing

Run #	1	Front Tyre	Slick-Hard	Rear Tyre	Slick-Soft	Speed
			8 Laps at start		4 Laps at start	
1	1'43.734	12.010	30.223	25.647	17.344	259.6
2	1'26.772 *	17.805*	27.524	24.480	16.963	305.0
3	1'25.367	17.562	26.990	24.148	16.667	305.9
4	1'25.210	17.417	27.011	24.157	16.625	307.6
5	1'24.870 *	17.434	26.905	23.987*	16.544	308.5
6	1'24.875	17.355	27.005	24.026	16.489	308.5
7	1'24.458	17.312	26.664	23.988	16.494	308.5
8	1'36.872 P	19.592*	28.050	25.193	24.037	271.3

Run #	2	Front Tyre	Slick-Hard	Rear Tyre	Slick-Soft	Speed
			9 Laps at start		5 Laps at start	
9	2'06.053	12.460	31.728	24.936	16.829	287.2
10	1'25.185	17.465	26.849	24.200	16.671	309.4
11	1'26.879	17.383	27.975	24.746	16.775	308.5
12	1'24.976	17.395	26.858	24.132	16.591	308.5
13	1'25.082	17.340	26.911	24.194	16.637	309.4
14	1'24.702 *	17.371	26.654	24.103*	16.574	310.3

8th **43** **Jack MILLER** DUCATI AUS
Ducati Lenovo Team

Run #	1	Front Tyre	Slick-Medium	Rear Tyre	Slick-Medium	Speed
			8 Laps at start		13 Laps at start	
1	1'50.138	10.336	29.753	26.647	17.706	281.9
2	1'26.568	17.776	27.398	24.622	16.772	310.3

9th **44** **Poi ESPARGARO** HONDA SPA
Repsol Honda Team

Run #	1	Front Tyre	Slick-Medium	Rear Tyre	Slick-Soft	Speed
			11 Laps at start		4 Laps at start	
1	1'47.893	10.958	31.444	25.828	17.701	258.3
2	1'30.710	17.863	30.191	25.147	17.509	306.8
3	1'31.115 P	17.450	27.122	23.916	22.627	312.1

Run #	2	Front Tyre	Slick-Medium	Rear Tyre	Slick-Soft	Speed
			New Tyre		3 Laps at start	
4	2'06.584	9.952	35.525	24.591	16.791	297.5
5	1'24.893	17.494	26.776	23.930	16.693	309.4
6	1'24.749	17.390	26.802	23.848	16.709	311.2
7	1'24.514	17.335	26.690	23.804	16.685	311.2
8	1'28.086	17.464	26.654	24.290	19.678	311.2
9	1'29.957	17.499	27.846	27.867	16.745	313.0
10	1'25.239	17.536	26.783	23.925	16.995	312.1
11	1'24.678	17.382	26.739	23.888	16.669	313.0
12	1'24.811 *	17.289	26.884	23.906*	16.732	313.0
13	1'25.105	17.430	26.993	24.028	16.654	312.1
14	1'34.821	20.668	29.893	26.206	18.054	234.7

10th **93** **Marc MARQUEZ** HONDA SPA
Repsol Honda Team

Run #	1	Front Tyre	Wet-Medium	Rear Tyre	Wet-Medium	Speed
			New Tyre		New Tyre	
1	2'08.853 P	13.410	36.555	32.141	23.927	205.7

Run #	2	Front Tyre	Slick-Medium	Rear Tyre	Slick-Soft	Speed
			14 Laps at start		3 Laps at start	
2	2'02.614	10.205	29.613	25.841	17.460	289.5
3	1'25.778	17.696	27.088	24.267	16.727	306.8
4	1'24.700	17.402	26.717	23.968	16.613	306.8
5	1'24.665	17.538	26.623	23.923	16.581	309.4
6	1'24.618	17.408	26.649	23.932	16.629	310.3
7	1'24.608	17.446	26.591	24.001	16.570	309.4
8	1'24.610	17.427	26.631	23.946	16.606	309.4
9	1'24.759	17.394	26.715	24.001	16.649	309.4
10	1'27.075	17.449	26.791	24.057	18.778	310.3
11	1'24.796 *	17.439	26.805	23.950*	16.602	312.1
12	1'24.619	17.403	26.740	23.863	16.613	312.1
13	1'24.539	17.380	26.758	23.851	16.550	311.2
14	1'32.588	17.304	31.449	26.133	17.702	314.8

Fastest Lap: Cal CRUTCHLOW Petronas Yamaha SR GBR 1'23.629 17.290 26.297 23.764 16.278

These data/results cannot be reproduced, stored and/or transmitted in whole or in part by any manner of electronic, mechanical, photocopying, recording, broadcasting or otherwise now known or herein after developed without the previous express consent by the copyright owner, except for reproduction in daily press and regular printed publications on sale to the public within 60 days of the event related to those data/results and always provided that copyright symbol appears together as follows below.
© DORNA, 2021

Official MotoGP Timing by TISSOT
www.motogp.com



Spielberg, Sunday, August 15, 2021

Warm Up

MotoGP

Lap	Lap Time	T1	T2	T3	T4	Speed	Lap	Lap Time	T1	T2	T3	T4	Speed
11th	42	Alex RINS		SUZUKI		SPA	5	1'25.400	17.731	26.742	24.188	16.739	305.0
Team SUZUKI ECSTAR							6	1'30.315	20.162	29.326	24.190	16.637	233.7
							7	1'24.778	17.599	26.586	23.992	16.601	307.6
							8	1'24.633	17.421	26.574	24.071	16.567	309.4
							9	1'24.860	17.381	26.745	24.026	16.708	309.4
							10	1'24.970	17.493	26.741	24.081	16.655	307.6
							11	1'24.977	17.461	26.648	24.135	16.733	308.5
							12	1'25.030	17.436	26.787	24.126	16.681	309.4
							13	1'25.046	17.416	26.728	24.158	16.744	309.4
							14	1'29.968 *	18.452*	28.832	25.094	17.590	291.8

Run #	1	Front Tyre	Slick-Soft	Rear Tyre	Slick-Soft	Speed
5 Laps at start						
1	1'47.647	10.610	30.277	26.228	17.626	270.6
2	1'36.335 P	17.962	27.653	24.624	26.096	307.6
Run #	2	Front Tyre	Slick-Medium	Rear Tyre	Slick-Medium	Speed
9 Laps at start						
3	2'03.453	10.583	30.283	25.501	17.163	282.7
4	1'26.302	17.835	27.313	24.343	16.811	305.0
5	1'25.165	17.458	26.945	24.043	16.719	305.9
6	1'24.631	17.427	26.644	23.963	16.597	307.6
7	1'25.543	17.395	27.670	23.850	16.628	308.5
8	1'28.892	17.507	26.692	24.932	19.761	307.6
9	1'24.571	17.456	26.594	23.922	16.599	308.5
10	1'26.589	17.307	26.669	23.941	18.672	309.4
11	1'26.106	17.761	27.153	24.337	16.855	305.0
12	1'24.660	17.376	26.559	24.048	16.677	307.6
13	1'29.663	21.477	27.340	24.127	16.719	257.1
14	1'24.845	17.375	26.655	24.026	16.789	309.4

Run #	1	Front Tyre	Wet-Medium	Rear Tyre	Wet-Medium	Speed
New Tyre						
1	1'56.718 P	11.970	32.681	28.583	24.496	260.8
Run #	2	Front Tyre	Slick-Medium	Rear Tyre	Slick-Medium	Speed
10 Laps at start						
2	2'05.508	11.085	29.642	26.662	17.472	284.2
3	1'26.924	18.080	27.553	24.482	16.809	301.6
4	1'25.503 *	17.654*	27.059	24.147	16.643	303.3
5	1'24.732	17.443	26.815	23.843	16.631	305.9
6	1'24.666	17.446	26.800	23.826	16.594	306.8
7	1'24.686	17.397	26.769	23.977	16.543	307.6
8	1'33.544	25.145	27.585	24.180	16.634	266.6
9	1'24.956	17.399	26.893	24.079	16.585	306.8
10	1'24.750	17.377	26.725	23.951	16.697	307.6
11	1'24.836	17.501	26.760	23.960	16.615	306.8
12	1'24.658	17.406	26.698	23.960	16.594	306.8
13	1'24.599	17.374	26.650	23.956	16.619	305.9
14	1'33.559	17.364	32.901	25.282	18.012	307.6

Run #	1	Front Tyre	Slick-Medium	Rear Tyre	Slick-Soft	Speed
17 Laps at start						
1	1'42.382	10.758	30.444	25.801	17.516	274.8
2	1'26.125	17.697	27.164	24.482	16.782	305.9
3	1'30.625 P	17.507	26.891	24.140	22.087	306.8
Run #	2	Front Tyre	Slick-Medium	Rear Tyre	Slick-Soft	Speed
9 Laps at start						
4	2'01.616	10.555	29.223	25.016	16.974	290.3

Run #	1	Front Tyre	Wet-Medium	Rear Tyre	Wet-Medium	Speed
New Tyre						
1	2'16.666 P	13.391	37.475	33.759	25.899	192.8
Run #	2	Front Tyre	Slick-Medium	Rear Tyre	Slick-Medium	Speed
7 Laps at start						
2	2'06.849	10.280	32.400	26.233	17.671	272.7
3	1'28.389	17.961	27.486	25.027	17.915	303.3
4	1'27.997	17.616	27.069	26.299	17.013	305.9
5	1'25.148	17.477	26.816	24.187	16.668	306.8
6	1'30.990	17.456	30.926	25.932	16.676	305.9
7	1'30.161 *	17.608*	31.725	24.161	16.667	305.0
8	1'24.758	17.408	26.825	23.929	16.596	312.1
9	1'25.403 *	17.587*	26.832	23.994	16.990	308.5
10	1'25.357	17.453	26.719	24.053	17.132	312.1
11	1'24.647	17.415	26.717	23.940	16.575	310.3
12	1'25.403	17.492	26.975	24.294	16.642	311.2
13	1'25.209	17.452	26.926	24.095	16.736	311.2

Run #	1	Front Tyre	Slick-Medium	Rear Tyre	Slick-Soft	Speed
4 Laps at start						
1	2'42.791	11.563	29.685	25.672	17.214	267.9
2	1'26.408	17.598	27.602	24.507	16.701	309.4
3	1'25.433	17.425	26.921	24.469	16.618	312.1
4	1'24.700	17.295	26.721	24.206	16.478	313.0
5	1'24.674	17.281	26.738	24.053	16.602	315.7
6	1'24.684	17.261	26.734	24.116	16.573	317.6
7	1'34.799 P	20.593	27.056	24.258	22.892	266.6
Run #	2	Front Tyre	Slick-Medium	Rear Tyre	Slick-Soft	Speed
9 Laps at start						
8	2'02.932	11.832	28.346	24.905	17.975	276.2
9	1'26.418	17.550	27.210	24.986	16.672	309.4
10	1'36.593 P	17.359	26.946	24.665	27.623	312.1
Run #	3	Front Tyre	Slick-Medium	Rear Tyre	Slick-Soft	Speed
11 Laps at start						
11	2'18.050	10.804	27.628	24.659	16.806	291.8
12	1'25.115	17.471	26.708	24.321	16.615	309.4

Fastest Lap: Cal CRUTCHLOW Petronas Yamaha SR GBR **1'23.629** 17.290 26.297 23.764 16.278

These data/results cannot be reproduced, stored and/or transmitted in whole or in part by any manner of electronic, mechanical, photocopying, recording, broadcasting or otherwise now known or herein after developed without the previous express consent by the copyright owner, except for reproduction in daily press and regular printed publications on sale to the public within 60 days of the event related to those data/results and always provided that copyright symbol appears together as follows below.
© DORNA, 2021

Official MotoGP Timing by TISSOT
www.motogp.com



Warm Up

MotoGP

Lap	Lap Time	T1	T2	T3	T4	Speed	Lap	Lap Time	T1	T2	T3	T4	Speed	
16th	27	Iker LECUONA				KTM	SPA	10	1'25.271	17.583	26.896	24.148	16.644	301.6
Tech 3 KTM Factory Racing														
Run #	1	Front Tyre	Slick-Hard	Rear Tyre	Slick-Medium									
8 Laps at start						New Tyre								

1	1'49.299	10.392	29.098	26.351	17.056	279.0
2	1'25.979	17.660	27.210	24.121	16.988	307.6
3	1'24.788	17.507	26.835	23.843	16.603	307.6
4	1'24.703	17.507	26.830	23.798	16.568	305.9
5	1'24.810	17.504	26.864	23.875	16.567	306.8
6	1'25.149	17.482	27.022	23.935	16.710	302.5
7	1'25.074	17.708	26.817	23.979	16.570	300.8
8	1'24.940	17.523	26.864	23.910	16.643	301.6
9	1'25.091	17.590	26.818	24.052	16.631	300.8
10	1'25.207 *	17.615	26.782	24.149*	16.661	300.8
11	1'37.151	17.667	30.834	27.242	21.408	302.5
12	1'50.694	17.564			17.403	305.0
13	1'25.150 *	17.723	26.769	24.032*	16.626	303.3
14	1'24.998	17.517	26.841	24.007	16.633	303.3

17th	30	Takaaki NAKAGAMI				HONDA	JPN
LCR Honda IDEMITSU							
Run #	1	Front Tyre	Slick-Soft	Rear Tyre	Slick-Soft		
15 Laps at start			4 Laps at start				
1	1'47.486	11.669	31.115	26.250	17.617	248.2	
2	1'34.987 P	17.892	27.630	25.121	24.344	303.3	

Run #	2	Front Tyre	Slick-Medium	Rear Tyre	Slick-Medium	
10 Laps at start			6 Laps at start			
3	2'09.121	11.222	32.326	27.521	17.503	269.3
4	1'26.444	17.820	27.349	24.556	16.719	306.8
5	1'25.406	17.569	26.870	24.079	16.888	308.5
6	1'25.458	17.496	27.176	24.098	16.688	311.2
7	1'25.192 *	17.656*	26.943	24.073	16.520	306.8
8	1'24.777 *	17.411	26.798	23.979	16.589*	308.5
9	1'28.556	19.635	28.321	24.046	16.554	258.9
10	1'25.036	17.456	26.899	24.014	16.667	311.2
11	1'24.912	17.354	26.869	24.095	16.594	315.7
12	1'24.793	17.462	26.791	23.991	16.549	311.2
13	1'24.782 *	17.496*	26.756	23.978	16.552	308.5
14	1'24.816	17.370	26.781	24.085	16.580	311.2

18th	46	Valentino ROSSI				YAMAHA	ITA
Petronas Yamaha SRT							
Run #	1	Front Tyre	Slick-Medium	Rear Tyre	Slick-Medium		
8 Laps at start			8 Laps at start				
1	1'57.092	10.826	29.879	25.603	18.002	270.0	
2	1'26.476	17.944	27.401	24.276	16.855	306.8	
3	1'25.659	17.525	27.240	24.071	16.823	308.5	
4	1'25.328	17.551	27.116	24.011	16.650	306.8	
5	1'24.973	17.474	26.955	23.970	16.574	308.5	
6	1'25.194	17.500	27.064	23.996	16.634	306.8	
7	1'25.048	17.453	26.874	24.033	16.688	305.9	
8	1'26.729	17.430	27.015	25.417	16.867	309.4	
9	1'25.363	17.504	26.972	24.209	16.678	305.9	

19th	9	Daniilo PETRUCCI				KTM	ITA
Tech 3 KTM Factory Racing							
Run #	1	Front Tyre	Slick-Medium	Rear Tyre	Slick-Medium		
5 Laps at start			New Tyre				
1	1'56.942	12.413	31.448	27.466	18.155	252.9	
2	1'26.394	17.989	27.333	24.255	16.817	307.6	
3	1'25.758	17.695	27.184	24.071	16.808	308.5	
4	1'25.227	17.627	27.049	23.875	16.676	307.6	
5	1'25.048	17.572	26.955	23.881	16.640	305.0	
6	1'25.002	17.614	26.870	23.895	16.623	305.9	
7	1'25.176	17.545	27.014	23.982	16.635	304.2	
8	1'25.085	17.550	26.962	23.983	16.590	304.2	
9	1'25.001	17.543	26.809	24.026	16.623	304.2	
10	1'25.252	17.584	26.976	24.047	16.645	304.2	
11	1'34.839	17.684	29.158	26.667	21.330	301.6	
12	1'25.422	17.631	27.037	24.067	16.687	304.2	
13	1'28.662 *	19.256*	28.744	23.940	16.722	276.2	
14	1'25.038	17.497	27.027	23.890	16.624	307.6	

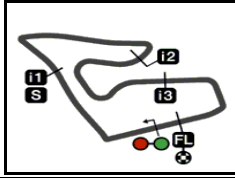
20th	35	Cal CRUTCHLOW				YAMAHA	GBR
Petronas Yamaha SRT							
Run #	1	Front Tyre	Slick-Medium	Rear Tyre	Slick-Medium		
New Tyre			New Tyre				
1	2'03.858	10.324	30.748	26.775	18.553	267.3	
2	1'30.606	18.258	29.962	25.232	17.154	297.5	
3	1'26.034	17.757	27.185	24.293	16.799	299.1	
4	1'30.053	20.121	28.475	24.594	16.863	285.7	
5	1'25.051	17.633	26.881	23.943	16.594	300.0	
6	1'29.844	17.733	30.777	24.473	16.861	300.0	
7	1'24.860 *	17.608	26.678	23.939*	16.635	300.8	
8	1'33.636 P	17.669	29.464	24.658	21.845	300.8	
Run #	2	Front Tyre	Slick-Medium	Rear Tyre	Slick-Medium		
9 Laps at start			8 Laps at start				
9	3'18.307	10.382	29.961	25.365	17.584	275.5	
10	1'27.302	17.930	27.741	24.737	16.894	292.6	
11	1'26.188	17.703	27.201	24.593	16.691	298.3	
12	1'25.380	17.602	26.926	24.059	16.793	300.0	

Fastest Lap: Cal CRUTCHLOW Petronas Yamaha SR GBR **1'23.629** 17.290 26.297 23.764 16.278

These data/results cannot be reproduced, stored and/or transmitted in whole or in part by any manner of electronic, mechanical, photocopying, recording, broadcasting or otherwise now known or herein after developed without the previous express consent by the copyright owner, except for reproduction in daily press and regular printed publications on sale to the public within 60 days of the event related to those data/results and always provided that copyright symbol appears together as follows below.
© DORNA, 2021

Official MotoGP Timing by TISSOT
www.motogp.com





4318 m.

BITCI MOTORRAD GRAND PRIX VON ÖSTERREICH

Official Starting Grid

Race : 28 laps = 120.904 km

28



1	1 1'22.643 89 Jorge MARTIN Ducati	2 1'22.677 20 Fabio QUARTARARO Yamaha	3 1'23.063 63 Francesco BAGNAIA Ducati
2	4 1'23.120 5 Johann ZARCO Ducati	5 1'23.227 93 Marc MARQUEZ Honda	6 1'23.320 43 Jack MILLER Ducati
3	7 1'23.378 36 Joan MIR Suzuki	8 1'23.423 41 Aleix ESPARGARO Aprilia	9 1'23.499 88 Miguel OLIVEIRA KTM
4	10 1'23.568 33 Brad BINDER KTM	11 1'23.738 44 Pol ESPARGARO Honda	12 1'23.990 30 Takaaki NAKAGAMI Honda
5	13 1'23.470 42 Alex RINS Suzuki	14 1'23.535 73 Alex MARQUEZ Honda	15 1'23.790 23 Enea BASTIANINI Ducati
6	16 1'23.825 27 Iker LECUONA KTM	17 1'23.834 10 Luca MARINI Ducati	18 1'23.939 46 Valentino ROSSI Yamaha
7	19 1'24.405 9 Danilo PETRUCCI KTM	20 1'24.509 35 Cal CRUTCHLOW Yamaha	

The results are provisional until the end of the limit for protest and appeals and until the ratification of the Event Management Committee.

Time limit for protest expires 60' at the latest after publication of the results - Time:

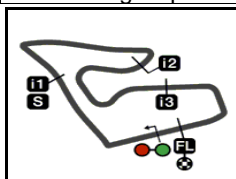
These data/results cannot be reproduced, stored and/or transmitted in whole or in part by any manner of electronic, mechanical, photocopying, recording, broadcasting or otherwise now known or herein after developed without the previous express consent by the copyright owner, except for reproduction in daily press and regular printed publications on sale to the public within 60 days of the event related to those data/results and always provided that copyright symbol appears together as follows below.

© DORNA, 2021

Official MotoGP Timing by TISSOT
www.motogp.com

Spielberg, Sunday, August 15, 2021





4318 m.

BITCI MOTORRAD GRAND PRIX VON ÖSTERREICH

Warm Up

Best Partial Times

MotoGP™

IT Ideal Lap Time, sum of the best partial times

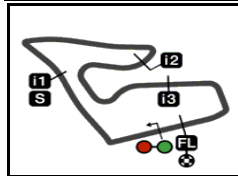
BT Best Lap Time

T1		T2		T3		T4				IT		BT	
Pos	Rider	Time	Rider	Time	Rider	Time	Rider	Time	Pos	Rider	IT	BT	
1	F.BAGNAIA	17.143	F.QUARTARARO	26.262	F.QUARTARARO	23.725	F.QUARTARARO	16.278	1	F.QUARTARAR	1'23.555	1'23.629	(1)
2	J.MARTIN	17.209	F.BAGNAIA	26.401	J.MARTIN	23.729	F.BAGNAIA	16.412	2	F.BAGNAIA	1'23.941	1'24.016	(3)
3	J.ZARCO	17.219	J.ZARCO	26.471	A.ESPARGARO	23.750	E.BASTIANINI	16.478	3	J.ZARCO	1'24.007	1'24.011	(2)
4	J.MILLER	17.222	A.ESPARGARO	26.510	I.LECUONA	23.798	B.BINDER	16.478	4	J.MARTIN	1'24.048	1'24.204	(5)
5	B.BINDER	17.247	J.MARTIN	26.512	P.ESPARGARO	23.804	M.OLIVEIRA	16.489	5	A.ESPARGAR	1'24.093	1'24.141	(4)
6	E.BASTIANINI	17.261	A.RINS	26.559	J.ZARCO	23.823	A.ESPARGARO	16.491	6	B.BINDER	1'24.225	1'24.356	(6)
7	P.ESPARGARO	17.289	J.MILLER	26.567	J.MIR	23.826	J.ZARCO	16.494	7	M.MARQUEZ	1'24.296	1'24.539	(10)
8	F.QUARTARARO	17.290	A.MARQUEZ	26.574	A.RINS	23.850	T.NAKAGAMI	16.520	8	A.RINS	1'24.313	1'24.571	(11)
9	M.MARQUEZ	17.304	B.BINDER	26.576	M.MARQUEZ	23.851	J.MIR	16.543	9	J.MIR	1'24.383	1'24.599	(12)
10	A.RINS	17.307	M.MARQUEZ	26.591	D.PETRUCCI	23.875	M.MARQUEZ	16.550	10	P.ESPARGAR	1'24.401	1'24.514	(9)
11	M.OLIVEIRA	17.312	V.ROSSI	26.637	B.BINDER	23.924	J.MILLER	16.562	11	J.MILLER	1'24.412	1'24.507	(8)
12	A.ESPARGARO	17.342	J.MIR	26.650	L.MARINI	23.929	I.LECUONA	16.567	12	M.OLIVEIRA	1'24.443	1'24.458	(7)
13	T.NAKAGAMI	17.354	P.ESPARGARO	26.654	C.CRUTCHLOW	23.943	A.MARQUEZ	16.567	13	E.BASTIANINI	1'24.500	1'24.674	(15)
14	J.MIR	17.364	M.OLIVEIRA	26.654	V.ROSSI	23.970	V.ROSSI	16.574	14	A.MARQUEZ	1'24.514	1'24.633	(13)
15	A.MARQUEZ	17.381	C.CRUTCHLOW	26.678	T.NAKAGAMI	23.978	L.MARINI	16.575	15	T.NAKAGAMI	1'24.608	1'24.793	(17)
16	L.MARINI	17.408	E.BASTIANINI	26.708	F.BAGNAIA	23.985	D.PETRUCCI	16.590	16	V.ROSSI	1'24.611	1'24.934	(18)
17	V.ROSSI	17.430	L.MARINI	26.717	M.OLIVEIRA	23.988	C.CRUTCHLOW	16.594	17	I.LECUONA	1'24.616	1'24.703	(16)
18	I.LECUONA	17.482	T.NAKAGAMI	26.756	A.MARQUEZ	23.992	A.RINS	16.597	18	L.MARINI	1'24.629	1'24.647	(14)
19	D.PETRUCCI	17.497	I.LECUONA	26.769	E.BASTIANINI	24.053	J.MARTIN	16.598	19	D.PETRUCCI	1'24.771	1'25.001	(19)
20	C.CRUTCHLOW	17.602	D.PETRUCCI	26.809	J.MILLER	24.061	P.ESPARGARO	16.654	20	C.CRUTCHLO	1'24.817	1'25.051	(20)

These data/results cannot be reproduced, stored and/or transmitted in whole or in part by any manner of electronic, mechanical, photocopying, recording, broadcasting or otherwise now known or herein after developed without the previous express consent by the copyright owner, except for reproduction in daily press and regular printed publications on sale to the public within 60 days of the event related to those data/results and always provided that copyright symbol appears together as follows below.
© DORNA, 2021

Official MotoGP Timing by TISSOT
www.motogp.com





4318 m.

BITCI MOTORRAD GRAND PRIX VON ÖSTERREICH**Warm Up****Fastest Laps Sequence**

<i>Practice Time</i>	 <i>Rider</i>	<i>Nation</i>	<i>Motorcycle</i>	<i>Time</i>	<i>Km/h</i>	<i>Rider's Lap</i>
3'08.507	73 Alex MARQUEZ	SPA	HONDA	1'26.125	180.4	2
3'15.094	33 Brad BINDER	RSA	KTM	1'26.065	180.6	2
3'15.278	27 Iker LECUONA	SPA	KTM	1'25.979	180.7	2
3'59.510	20 Fabio QUARTARARO	FRA	YAMAHA	1'24.983	182.9	2
4'39.810	33 Brad BINDER	RSA	KTM	1'24.716	183.4	3
5'23.624	20 Fabio QUARTARARO	FRA	YAMAHA	1'24.114	184.8	3
6'47.566	20 Fabio QUARTARARO	FRA	YAMAHA	1'23.942	185.1	4
8'11.195	20 Fabio QUARTARARO	FRA	YAMAHA	1'23.629	185.8	5

These data/results cannot be reproduced, stored and/or transmitted in whole or in part by any manner of electronic, mechanical, photocopying, recording, broadcasting or otherwise now known or herein after developed without the previous express consent by the copyright owner, except for reproduction in daily press and regular printed publications on sale to the public within 60 days of the event related to those data/results and always provided that copyright symbol appears together as follows below.

© DORNA, 2021

Official MotoGP Timing by **TISSOT**
www.motogp.com

Spielberg, Sunday, August 15, 2021

