


4226 m.

## GP OCTO DI SAN MARINO E DELLA RIVIERA DI RIMINI

## Free Practice Nr. 4

## Classification

14

		Rider	Nation	Team	Motorcycle	Time	Lap	Total	Gap	Top Speed	
1	20	Fabio QUARTARARO	FRA	Monster Energy Yamaha MotoGP	YAMAHA	1'32.197	16	16		289.5	
2	42	Alex RINS	SPA	Team SUZUKI ECSTAR	SUZUKI	1'32.287	16	16	0.090	0.090	294.2
3	63	Francesco BAGNAIA	ITA	Ducati Lenovo Team	DUCATI	1'32.333	9	14	0.136	0.046	295.8
4	5	Johann ZARCO	FRA	Pramac Racing	DUCATI	1'32.505	13	16	0.308	0.172	298.3
5	36	Joan MIR	SPA	Team SUZUKI ECSTAR	SUZUKI	1'32.578	9	13	0.381	0.073	288.7
6	23	Enea BASTIANINI	ITA	Avintia Esponsorama	DUCATI	1'32.635	13	13	0.438	0.057	295.8
7	30	Takaaki NAKAGAMI	JPN	LCR Honda IDEMITSU	HONDA	1'32.681	12	16	0.484	0.046	292.6
8	93	Marc MARQUEZ	SPA	Repsol Honda Team	HONDA	1'32.697	8	13	0.500	0.016	295.8
9	41	Aleix ESPARGARO	SPA	Aprilia Racing Team Gresini	APRILIA	1'32.724	15	16	0.527	0.027	295.8
10	43	Jack MILLER	AUS	Ducati Lenovo Team	DUCATI	1'32.768	11	16	0.571	0.044	294.2
11	51	Michele PIRRO	ITA	Ducati Lenovo Team	DUCATI	1'32.772	5	10	0.575	0.004	292.6
12	12	Maverick VIÑALES	SPA	Aprilia Racing Team Gresini	APRILIA	1'32.926	15	18	0.729	0.154	295.0
13	89	Jorge MARTIN	SPA	Pramac Racing	DUCATI	1'32.954	7	14	0.757	0.028	293.4
14	44	Poi ESPARGARO	SPA	Repsol Honda Team	HONDA	1'32.958	16	17	0.761	0.004	294.2
15	73	Alex MARQUEZ	SPA	LCR Honda CASTROL	HONDA	1'33.028	16	16	0.831	0.070	295.8
16	33	Brad BINDER	RSA	Red Bull KTM Factory Racing	KTM	1'33.044	11	13	0.847	0.016	292.6
17	46	Valentino ROSSI	ITA	Petronas Yamaha SRT	YAMAHA	1'33.086	14	16	0.889	0.042	290.3
18	27	Iker LECUONA	SPA	Tech 3 KTM Factory Racing	KTM	1'33.228	7	13	1.031	0.142	291.1
19	88	Miguel OLIVEIRA	POR	Red Bull KTM Factory Racing	KTM	1'33.260	10	16	1.063	0.032	295.0
20	10	Luca MARINI	ITA	SKY VR46 Avintia	DUCATI	1'33.266	10	13	1.069	0.006	295.0
21	21	Franco MORBIDELLI	ITA	Monster Energy Yamaha MotoGP	YAMAHA	1'33.280	12	12	1.083	0.014	289.5
22	6	Stefan BRADL	GER	Team Honda HRC	HONDA	1'33.305	5	15	1.108	0.025	295.8
23	9	Danilo PETRUCCI	ITA	Tech 3 KTM Factory Racing	KTM	1'33.551	4	14	1.354	0.246	291.1
24	4	Andrea DOVIZIOSO	ITA	Petronas Yamaha SRT	YAMAHA	1'33.605	16	16	1.408	0.054	286.4

Practice condition: Dry

Air: 29°

Humidity: 47%

Ground: 38°

<b>Fastest Lap:</b>	Lap: 16	<b>Fabio QUARTARARO</b>	<b>1'32.197</b>	165 Km/h
<b>Best Race Lap:</b>	2020	<b>Francesco BAGNAIA</b>	<b>1'32.319</b>	164.7 Km/h
<b>All Time Lap Record:</b>	2020	<b>Maverick VIÑALES</b>	<b>1'31.077</b>	167.0 Km/h

The results are provisional until the end of the limit for protest and appeals.

Time limit for protest expires 30' after publication of the results - ..... Time: .....

These data/results cannot be reproduced, stored and/or transmitted in whole or in part by any manner of electronic, mechanical, photocopying, recording, broadcasting or otherwise now known or herein after developed without the previous express consent by the copyright owner, except for reproduction in daily press and regular printed publications on sale to the public within 60 days of the event related to those data/results and always provided that copyright symbol appears together as follows below.

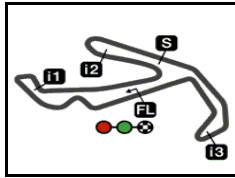
© DORNA, 2021

Official MotoGP Timing by TISSOT

www.motogp.com

Misano Adriatico, Saturday, September 18, 2021





4226 m.

## GP OCTO DI SAN MARINO E DELLA RIVIERA DI RIMINI

## Free Practice Nr. 4

## Top Speed &amp; Average

15



Rider	Nation	Motorcycle	Top 5 speeds					Average	Top
5 Johann ZARCO	FRA	DUCATI	298.3	298.3	297.5	297.5	296.7	297.7	298.3
6 Stefan BRADL	GER	HONDA	295.8	294.2	294.2	293.4	292.6	294.0	295.8
23 Enea BASTIANINI	ITA	DUCATI	295.8	294.2	294.2	294.2	294.2	294.5	295.8
41 Aleix ESPARGARO	SPA	APRILIA	295.8	295.8	295.0	295.0	294.2	294.7	295.8
63 Francesco BAGNAIA	ITA	DUCATI	295.8	295.0	295.0	294.2	294.2	294.8	295.8
73 Alex MARQUEZ	SPA	HONDA	295.8	295.0	295.0	295.0	295.0	295.2	295.8
93 Marc MARQUEZ	SPA	HONDA	295.8	295.0	295.0	293.4	293.4	294.3	295.8
10 Luca MARINI	ITA	DUCATI	295.0	292.6	292.6	291.8	291.1	291.9	295.0
12 Maverick VIÑALES	SPA	APRILIA	295.0	295.0	295.0	294.2	294.2	294.5	295.0
88 Miguel OLIVEIRA	POR	KTM	295.0	295.0	294.2	294.2	293.4	293.9	295.0
42 Alex RINS	SPA	SUZUKI	294.2	292.6	291.8	291.8	291.8	292.4	294.2
43 Jack MILLER	AUS	DUCATI	294.2	294.2	293.4	293.4	293.4	293.6	294.2
44 Pol ESPARGARO	SPA	HONDA	294.2	293.4	293.4	293.4	293.4	293.6	294.2
89 Jorge MARTIN	SPA	DUCATI	293.4	293.4	293.4	293.4	293.4	293.4	293.4
30 Takaaki NAKAGAMI	JPN	HONDA	292.6	292.6	292.6	291.1	291.1	291.9	292.6
33 Brad BINDER	RSA	KTM	292.6	292.6	291.8	291.8	291.1	291.8	292.6
51 Michele PIRRO	ITA	DUCATI	292.6	291.8	291.1	291.1	291.1	291.5	292.6
9 Danilo PETRUCCI	ITA	KTM	291.1	290.3	290.3	290.3	289.5	290.1	291.1
27 Iker LECUONA	SPA	KTM	291.1	290.3	289.5	289.5	289.5	289.9	291.1
46 Valentino ROSSI	ITA	YAMAHA	290.3	289.5	289.5	289.5	288.7	289.4	290.3
20 Fabio QUARTARARO	FRA	YAMAHA	289.5	289.5	289.5	288.7	288.7	289.2	289.5
21 Franco MORBIDELLI	ITA	YAMAHA	289.5	288.0	286.4	285.7	284.9	286.3	289.5
36 Joan MIR	SPA	SUZUKI	288.7	288.7	288.7	288.7	288.0	288.4	288.7
4 Andrea DOVIZIOSO	ITA	YAMAHA	286.4	284.2	284.2	284.2	284.2	284.6	286.4

These data/results cannot be reproduced, stored and/or transmitted in whole or in part by any manner of electronic, mechanical, photocopying, recording, broadcasting or otherwise now known or herein after developed without the previous express consent by the copyright owner, except for reproduction in daily press and regular printed publications on sale to the public within 60 days of the event related to those data/results and always provided that copyright symbol appears together as follows below.

© DORNA, 2021

Official MotoGP Timing by TISSOT  
www.motogp.com



Misano Adriatico, Saturday, September 18, 2021



# Free Practice Nr. 4

# MotoGP

Lap	Lap Time	T1	T2	T3	T4	Speed	Lap	Lap Time	T1	T2	T3	T4	Speed	
14	1'40.955	26.955	24.332	28.621	21.047	256.5	4	1'33.564	26.284	20.911	25.434	20.935	292.6	
15	1'32.731	26.086	20.727	25.279	20.639	298.3	5	1'34.513	P 29.864*	21.498	26.395	16.756	279.0	
16	1'34.827	26.876	20.978	25.875	21.098	293.4	<b>Run # 2</b>						<b>Front Tyre Slick-Medium</b>	<b>Rear Tyre Slick-Soft</b>

**5th** **36** **Joan MIR** SUZUKI SPA  
 Team SUZUKI ECSTAR  
 Runs=2 Total laps=14 Full laps=9

Run #	1	Front Tyre	Slick-Hard	Rear Tyre	Slick-Soft	Speed
			New Tyre	New Tyre		
1	1'52.999	36.702	23.323	27.405	22.221	268.6
2	1'35.774	26.946	21.534	25.901	21.393	288.7
3	1'33.949	26.361	21.133	25.578	20.877	288.7
4	1'33.346	25.973	20.894	25.686	20.793	288.0
5	1'32.933	25.959	20.832	25.353	20.789	287.2
6	1'32.835	25.885	20.815	25.389	20.746	288.7
7	1'33.106	25.810	20.998	25.536	20.762	286.4
8	1'32.636	25.797	20.772	25.363	20.704	287.2
9	1'32.578	25.721	20.717	25.438	20.702	288.0
10	1'34.104	P 25.894	20.722	29.659	17.829	258.9

Run #	2	Front Tyre	Slick-Medium	Rear Tyre	Slick-Medium	Speed
			9 Laps at start	New Tyre		
11	1'44.083	34.648	21.835	26.379	21.221	287.2
12	1'34.132	* 26.238	21.064	25.858*	20.972	288.0
13	1'35.967	25.838	20.801	25.476	23.852	288.7
	PIT	25.949	20.905	30.058	17.289	196.7

**6th** **23** **Enea BASTIANINI** DUCATI ITA  
 Avintia Esponsorama  
 Runs=2 Total laps=14 Full laps=8

Run #	1	Front Tyre	Slick-Hard	Rear Tyre	Slick-Soft	Speed
			New Tyre	3 Laps at start		
1	2'12.165	35.519	22.699	26.863	21.906	287.2
2	1'34.660	26.816	21.088	25.703	21.053	293.4
3	1'35.587	26.168	20.797	27.499	21.123	291.8
4	1'33.303	26.324	20.705	25.409	20.865	295.8
5	1'32.928	26.027	20.761	25.328	20.812	294.2
6	1'34.773	* 25.981	20.575	26.663*	21.554	294.2
7	1'32.768	26.034	20.615	25.356	20.763	294.2
8	1'29.781	P 26.905*	21.084	25.643	16.149	291.8

Run #	2	Front Tyre	Slick-Hard	Rear Tyre	Slick-Soft	Speed
			8 Laps at start	11 Laps at start		
9	1'43.167	34.295	21.702	26.009	21.161	291.1
10	1'33.246	26.203	20.757	25.426	20.860	291.1
11	1'33.399	* 26.021	20.645	25.822*	20.911*	293.4
12	1'34.292	26.037	20.685	25.965	21.605	294.2
13	1'32.635	26.036	20.609	25.237	20.753	293.4
	PIT	26.013	20.578	27.759	16.819	276.2

**7th** **30** **Takaaki NAKAGAMI** HONDA JPN  
 LCR Honda IDEMITSU  
 Runs=2 Total laps=17 Full laps=8

Run #	1	Front Tyre	Slick-Hard	Rear Tyre	Slick-Medium	Speed
			New Tyre	12 Laps at start		
1	2'34.177	36.135	24.641	28.034	22.253	281.9
2	1'35.729	* 27.115	21.664	25.745*	21.205	292.6
3	1'36.745	* 28.063	21.308	26.062*	21.312	291.1

Run #	2	Front Tyre	Slick-Medium	Rear Tyre	Slick-Soft	Speed
			8 Laps at start	4 Laps at start		
6	1'45.694	34.345	22.514	26.915	21.920	281.9
7	1'34.110	26.551	21.003	25.606	20.950	286.4
8	1'33.017	26.104	20.687	25.368	20.858	288.7
9	1'32.991	26.058	20.799	25.347	20.787	289.5
10	1'33.001	* 26.065	20.698	25.387*	20.851	290.3
11	1'32.929	* 26.019	20.661	25.412*	20.837	290.3
12	1'32.681	25.898	20.657	25.388	20.738	290.3
13	1'41.852	* 30.941*	23.722	26.029	21.160	291.1
14	1'33.206	26.219	20.776	25.359	20.852	292.6
15	1'32.999	26.090	20.749	25.355	20.805	291.1
16	1'32.999	26.171	20.638	25.413	20.777	289.5
	PIT	28.945	22.332	26.681	16.145	279.7

**8th** **93** **Marc MARQUEZ** HONDA SPA  
 Repsol Honda Team  
 Runs=2 Total laps=14 Full laps=7

Run #	1	Front Tyre	Slick-Hard	Rear Tyre	Slick-Soft	Speed
			New Tyre	5 Laps at start		
1	1'52.673	36.430	23.435	27.460	22.183	277.6
2	1'35.738	27.049	21.334	26.116	21.239	287.2
3	1'33.473	26.158	20.988	25.498	20.829	291.8
4	1'34.387	25.995	20.711	26.963	20.718	290.3
5	1'32.907	25.985	20.870	25.381	20.671	295.0
6	1'32.848	25.940	20.766	25.412	20.730	295.0
7	1'33.029	* 25.937	20.885	25.499	20.708*	293.4
8	1'32.697	25.947	20.716	25.398	20.636	291.8
9	1'36.593	P 29.151*	22.534	27.282	17.626	279.7

Run #	2	Front Tyre	Slick-Hard	Rear Tyre	Slick-Soft	Speed
			9 Laps at start	14 Laps at start		
10	1'42.841	33.732	21.540	26.377	21.192	293.4
11	1'34.099	* 26.288	20.996	25.979*	20.836	291.8
12	1'33.320	* 26.022	20.778	25.478*	21.042	295.8
13	1'33.113	25.984	20.702	25.594	20.833	293.4
	PIT	30.001	22.732	30.792	18.781	257.7

**9th** **41** **Aleix ESPARGARO** APRILIA SPA  
 Aprilia Racing Team Gresini  
 Runs=1 Total laps=16 Full laps=11

Run #	1	Front Tyre	Slick-Hard	Rear Tyre	Slick-Medium	Speed
			New Tyre	New Tyre		
1	2'12.227	35.319	22.715	26.430	21.632	295.8
2	1'35.361	* 27.153	21.287	25.754*	21.167	295.8
3	1'33.417	26.354	20.856	25.361	20.846	294.2
4	1'33.083	26.107	20.831	25.387	20.758	294.2
5	1'38.593	29.391	22.231	25.778	21.193	294.2
6	1'36.947	26.751	23.572	25.679	20.945	292.6
7	1'33.107	* 26.101	20.772	25.430*	20.804	294.2
8	1'33.078	25.966	20.722	25.524	20.866	295.0
9	1'32.920	26.074	20.786	25.286	20.774	292.6
10	1'30.925	P 26.666	21.184	25.775	17.300	290.3

**Fastest Lap:** Fabio QUARTARARO Monster Energy Yama FRA 1'32.197 25.697 20.646 25.252 20.602

These data/results cannot be reproduced, stored and/or transmitted in whole or in part by any manner of electronic, mechanical, photocopying, recording, broadcasting or otherwise now known or herein after developed without the previous express consent by the copyright owner, except for reproduction in daily press and regular printed publications on sale to the public within 60 days of the event related to those data/results and always provided that copyright symbol appears together as follows below.  
 © DORNA, 2021

Official MotoGP Timing by TISSOT  
 www.motogp.com





# Free Practice Nr. 4

MotoGP

Lap	Lap Time	T1	T2	T3	T4	Speed	Lap	Lap Time	T1	T2	T3	T4	Speed		
<b>Run # 2</b>	<i>Front Tyre</i>	<b>Slick-Hard</b>	<i>Rear Tyre</i>	<b>Slick-Soft</b>			<b>Run # 1</b>	<i>Front Tyre</i>	<b>Slick-Medium</b>	<i>Rear Tyre</i>	<b>Slick-Soft</b>				
10 Laps at start								4 Laps at start						4 Laps at start	
11	1'45.007	35.326	21.797	26.655	21.229	289.5	1	2'12.061	35.047	22.153	26.497	21.670	294.2		
12	<b>1'33.152</b>	26.129	20.832	25.262	20.929	292.6	2	<b>1'34.062</b>	26.422	20.959	25.700	20.981	292.6		
13	<b>1'32.816</b>	26.087	20.729	25.294	20.706	294.2	3	<b>1'38.074</b>	26.185	20.803	29.929	21.157	281.9		
14	<b>1'33.027</b>	26.193	20.679	25.483	20.672	294.2	4	1'34.211 *	26.313	20.835	26.011 *	21.052	295.0		
15	1'32.724	26.040	20.742	25.223	20.719	295.0	5	1'33.705 *	26.172	20.790	25.849 *	20.894	293.4		
16	<b>1'33.056</b>	26.051	20.695	25.575	20.735	293.4	6	1'35.823 *	27.716 *	21.103	25.954 *	21.050	294.2		

**10th 43 Jack MILLER** DUCATI AUS  
Ducati Lenovo Team

Runs=1 Total laps=16 Full laps=12

Run #	1	Front Tyre	Slick-Hard	Rear Tyre	Slick-Soft	Speed
			<b>New Tyre</b>	<b>7 Laps at start</b>		
1	2'39.766	37.745	22.407	26.854	21.795	289.5
2	<b>1'34.817</b>	26.850	21.070	25.827	21.070	293.4
3	1'34.167 *	26.736	20.824	25.702 *	20.905	292.6
4	<b>1'33.176</b>	26.249	20.734	25.459	20.734	293.4
5	<b>1'33.096</b>	26.240	20.660	25.478	20.718	292.6
6	<b>1'33.027</b>	26.082	20.790	25.404	20.751	293.4
7	<b>1'33.198</b>	26.084	20.714	25.628	20.772	293.4
8	<b>1'32.901</b>	26.074	20.675	25.420	20.732	293.4
9	<b>1'44.527</b>	26.321	23.349	33.195	21.662	176.4
10	<b>1'33.014</b>	26.120	20.710	25.485	20.699	293.4
11	1'32.768	26.055	20.700	25.270	20.743	294.2
12	<b>1'32.772</b>	26.126	20.662	25.244	20.740	294.2
13	<b>1'41.693</b>	26.023	25.182	29.175	21.313	261.5
14	1'43.683 P	26.232	20.813	32.974 *	23.664	293.4

**11th 51 Michele PIRRO** DUCATI ITA  
Ducati Lenovo Team

Runs=2 Total laps=11 Full laps=7

Run #	1	Front Tyre	Slick-Medium	Rear Tyre	Slick-Soft	Speed
			<b>6 Laps at start</b>	<b>2 Laps at start</b>		
1	2'30.231	38.265	24.828	27.504	21.770	279.0
2	<b>1'34.377</b>	26.685	21.099	25.658	20.935	290.3
3	<b>1'32.958</b>	26.084	20.723	25.371	20.780	291.1
4	<b>1'33.723</b>	26.472	20.851	25.609	20.791	292.6
5	1'32.772	26.011	20.707	25.373	20.681	291.1
6	1'35.545 P	27.333	23.751	27.251	17.210	276.9
<b>Run # 2</b>	<i>Front Tyre</i>	<b>Slick-Medium</b>	<i>Rear Tyre</i>	<b>Slick-Soft</b>		
			<b>12 Laps at start</b>	<b>8 Laps at start</b>		
7	1'44.039	35.427	21.493	25.996	21.123	288.7
8	<b>1'33.786</b>	26.222	20.647	26.168	20.749	291.1
9	<b>1'32.910</b>	26.143	20.730	25.363	20.674	291.8
10	<b>1'32.904</b>	25.988	20.681	25.520	20.715	290.3
	PIT	26.098	22.020	27.692	17.542	265.3

**12th 12 Maverick VIÑALES** APRILIA SPA  
Aprilia Racing Team Gresini

Runs=1 Total laps=18 Full laps=11

**13th 89 Jorge MARTIN** DUCATI SPA  
Pramac Racing

Runs=2 Total laps=15 Full laps=9

Run #	1	Front Tyre	Slick-Medium	Rear Tyre	Slick-Soft	Speed
			<b>4 Laps at start</b>	<b>3 Laps at start</b>		
1	2'32.651	36.202	23.036	26.789	24.787	286.4
2	<b>1'34.565</b>	26.662	21.108	25.833	20.962	293.4
3	<b>1'34.051</b>	26.586	20.769	25.711	20.985	291.8
4	<b>1'33.288</b>	26.114	20.769	25.593	20.812	291.1
5	<b>1'33.242</b>	26.233	20.733	25.558	20.718	291.1
6	<b>1'34.060</b>	26.142	20.706	26.448	20.764	293.4
7	1'32.954	26.084	20.678	25.510	20.682	293.4
8	1'40.091 *	31.356 *	22.399	25.530	20.806	293.4
9	1'30.062 P	26.293	20.743	26.650 *	16.376	291.1
<b>Run # 2</b>	<i>Front Tyre</i>	<b>Slick-Medium</b>	<i>Rear Tyre</i>	<b>Slick-Soft</b>		
			<b>13 Laps at start</b>	<b>12 Laps at start</b>		
10	1'46.546	35.294	23.613	26.601	21.038	291.8
11	<b>1'33.635</b>	26.397	20.914	25.521	20.803	293.4
12	1'37.329 *	26.134	20.624	29.007 *	21.564	292.6
13	<b>1'32.984</b>	26.160	20.734	25.396	20.694	293.4
14	<b>1'33.076</b>	26.179	20.634	25.504	20.759	293.4
	PIT	31.862	23.638	27.175	19.071	286.4

**14th 44 Poi ESPARGARO** HONDA SPA  
Repsol Honda Team

Runs=1 Total laps=17 Full laps=12

Run #	1	Front Tyre	Slick-Hard	Rear Tyre	Slick-Soft	Speed
			<b>New Tyre</b>	<b>4 Laps at start</b>		
1	1'58.223	34.198	22.633	26.999	21.752	286.4
2	<b>1'35.480</b>	26.882	21.249	26.053	21.296	291.8
3	<b>1'34.177</b>	26.416	20.883	25.855	21.023	292.6
4	<b>1'33.757</b>	26.138	21.018	25.643	20.958	293.4
5	1'33.683 *	26.221	20.834	25.660 *	20.968	293.4

**Fastest Lap:** Fabio QUARTARARO Monster Energy Yama FRA **1'32.197** 25.697 20.646 25.252 20.602

These data/results cannot be reproduced, stored and/or transmitted in whole or in part by any manner of electronic, mechanical, photocopying, recording, broadcasting or otherwise now known or herein after developed without the previous express consent by the copyright owner, except for reproduction in daily press and regular printed publications on sale to the public within 60 days of the event related to those data/results and always provided that copyright symbol appears together as follows below.  
© DORNA, 2021

Official MotoGP Timing by TISSOT  
www.motogp.com



# Free Practice Nr. 4

MotoGP

Lap	Lap Time	T1	T2	T3	T4	Speed	Lap	Lap Time	T1	T2	T3	T4	Speed
6	1'33.341	25.986	20.913	25.592	20.850	293.4	10	1'37.042 *	29.320	21.062	25.809*	20.851	289.5
7	1'33.173	26.155	20.712	25.502	20.804	294.2	11	1'33.044	25.885	20.868	25.456	20.835	292.6
8	1'34.010 P	28.815	21.896	27.399	15.900	271.3	12	1'35.586	27.886	21.036	25.796	20.868	290.3
<b>Run # 2</b>	<b>Front Tyre</b>	<b>Slick-Hard</b>	<b>Rear Tyre</b>	<b>Slick-Medium</b>									
	<b>8 Laps at start</b>				<b>New Tyre</b>								
9	1'46.078	34.716	23.106	26.448	21.808	290.3	13	1'33.372	26.094	20.809	25.606	20.863	289.5
10	1'37.227	28.727	21.406	25.979	21.115	291.1	13	PIT	28.241	25.420	25.978	17.742	288.7
11	1'34.205	26.250	21.120	25.798	21.037	292.6							
12	1'33.261	26.081	20.921	25.439	20.820	293.4							
13	1'36.322 *	27.041*	22.166	26.034	21.081	292.6							
14	1'34.250	26.121	21.184	25.903	21.042	291.1							
15	1'33.086	26.112	20.674	25.482	20.818	292.6							
16	1'32.958	26.078	20.626	25.508	20.746	292.6							
17	1'33.007	25.975	20.754	25.479	20.799	290.3							

**15th 73 Alex MARQUEZ** HONDA SPA  
LCR Honda CASTROL  
Runs=2 Total laps=17 Full laps=11

Run # 1	Front Tyre	Slick-Hard	Rear Tyre	Slick-Soft			
	<b>New Tyre</b>		<b>4 Laps at start</b>				
1	1'53.669	35.898	23.019	27.737	24.402	264.0	
2	1'35.602	26.952	21.479	25.857	21.314	295.0	
3	1'34.568	26.531	21.221	25.677	21.139	293.4	
4	1'33.660	26.179	20.906	25.548	21.027	295.0	
5	1'36.729 *	27.132*	21.113	27.089	21.395	279.7	
6	1'33.421	26.133	20.805	25.519	20.964	295.0	
7	1'33.262	26.021	20.824	25.449	20.968	294.2	
8	1'33.715 P	28.743*	21.161	27.270	16.541	276.9	
<b>Run # 2</b>	<b>Front Tyre</b>	<b>Slick-Hard</b>	<b>Rear Tyre</b>	<b>Slick-Medium</b>			
	<b>8 Laps at start</b>		<b>New Tyre</b>				
9	1'48.792	35.527	22.986	26.314	23.965	291.8	
10	1'36.690 *	28.749*	21.127	25.617	21.197	295.8	
11	1'33.786	26.144	20.639	25.949	21.054	289.5	
12	1'33.041	25.979	20.737	25.425	20.900	294.2	
13	1'33.047	26.075	20.751	25.306	20.915	295.0	
14	1'37.136	26.217	20.887	25.443	24.589	292.6	
15	1'36.678	26.134	23.720	25.796	21.028	292.6	
16	1'33.028	25.971	20.762	25.375	20.920	294.2	
	PIT	28.538	22.185	29.553	17.349	183.9	

**16th 33 Brad BINDER** KTM RSA  
Red Bull KTM Factory Racing  
Runs=2 Total laps=14 Full laps=7

Run # 1	Front Tyre	Slick-Hard	Rear Tyre	Slick-Medium			
	<b>7 Laps at start</b>		<b>New Tyre</b>				
1	2'00.284	34.957	22.148	26.581	21.513	284.2	
2	1'34.544	26.323	21.267	25.951	21.003	292.6	
3	1'33.554 *	26.026	21.034	25.625*	20.869	291.8	
4	1'33.434	26.016	20.800	25.649	20.969	291.1	
5	1'34.151	26.246	21.045	25.703	21.157	291.1	
6	1'33.368	26.157	20.902	25.471	20.838	291.8	
7	1'34.486 P	29.120*	21.357	27.594	16.415	279.7	
<b>Run # 2</b>	<b>Front Tyre</b>	<b>Slick-Hard</b>	<b>Rear Tyre</b>	<b>Slick-Medium</b>			
	<b>14 Laps at start</b>		<b>7 Laps at start</b>				
8	1'56.224	38.865	22.742	33.095	21.522	277.6	
9	1'41.833 *	26.783	21.093	32.791*	21.166	277.6	

**17th 46 Valentino ROSSI** YAMAHA ITA  
Petronas Yamaha SRT  
Runs=2 Total laps=17 Full laps=11

Run # 1	Front Tyre	Slick-Hard	Rear Tyre	Slick-Hard			
	<b>New Tyre</b>		<b>New Tyre</b>				
1	2'31.345	37.576	24.273	28.071	22.004	275.5	
2	1'35.645	26.931	21.569	25.991	21.154	284.9	
3	1'34.694	26.594	21.360	25.723	21.017	288.0	
4	1'34.604	26.253	21.660	25.618	21.073	289.5	
5	1'33.648	26.053	21.120	25.510	20.965	288.7	
6	1'36.680 *	27.910*	21.700	25.981	21.089	283.4	
7	1'34.106 P	27.595	23.258	27.062	16.191	272.7	
<b>Run # 2</b>	<b>Front Tyre</b>	<b>Slick-Hard</b>	<b>Rear Tyre</b>	<b>Slick-Soft</b>			
	<b>7 Laps at start</b>		<b>4 Laps at start</b>				
8	1'44.787	34.864	22.317	26.334	21.272	283.4	
9	1'34.062	26.290	21.293	25.536	20.943	285.7	
10	1'33.551	26.181	21.039	25.471	20.860	287.2	
11	1'33.204	26.037	20.844	25.460	20.863	287.2	
12	1'33.402	26.159	20.940	25.389	20.914	289.5	
13	1'36.942 *	28.845*	21.539	25.593	20.965	284.9	
14	1'33.086	25.992	20.883	25.344	20.867	288.0	
15	1'33.108	25.960	20.917	25.412	20.819	289.5	
16	1'33.110	25.989	20.852	25.367	20.902	290.3	
	PIT	26.079	20.980	25.600	15.858	288.7	

**18th 27 Iker LECUONA** KTM SPA  
Tech 3 KTM Factory Racing  
Runs=2 Total laps=14 Full laps=8

Run # 1	Front Tyre	Slick-Hard	Rear Tyre	Slick-Soft			
	<b>7 Laps at start</b>		<b>4 Laps at start</b>				
1	1'55.061	34.146	22.104	27.204	21.893	266.6	
2	1'35.807	27.129	21.557	25.855	21.266	288.0	
3	1'34.846 *	26.337	20.896	26.308*	21.305	286.4	
4	1'34.003 *	26.270	20.895	25.698*	21.140	288.0	
5	1'33.628	26.255	20.730	25.625	21.018	289.5	
6	1'33.402	26.180	20.787	25.499	20.936	289.5	
7	1'33.228	26.111	20.766	25.478	20.873	287.2	
8	1'38.335 P	29.913*	21.158	30.564	16.700	164.3	
<b>Run # 2</b>	<b>Front Tyre</b>	<b>Slick-Hard</b>	<b>Rear Tyre</b>	<b>Slick-Soft</b>			
	<b>15 Laps at start</b>		<b>12 Laps at start</b>				
9	1'49.160	34.675	21.417	26.061	27.007	288.7	
10	1'34.011	26.454	20.911	25.549	21.097	289.5	
11	1'33.550	26.218	20.866	25.545	20.921	291.1	
12	1'33.496	26.067	20.879	25.594	20.956	289.5	
13	1'33.313	26.197	20.853	25.339	20.924	290.3	
	PIT	31.377	22.315	29.825	17.141	206.8	

**Fastest Lap:** Fabio QUARTARARO Monster Energy Yama FRA 1'32.197 25.697 20.646 25.252 20.602

These data/results cannot be reproduced, stored and/or transmitted in whole or in part by any manner of electronic, mechanical, photocopying, recording, broadcasting or otherwise now known or herein after developed without the previous express consent by the copyright owner, except for reproduction in daily press and regular printed publications on sale to the public within 60 days of the event related to those data/results and always provided that copyright symbol appears together as follows below.  
© DORNA, 2021



# Free Practice Nr. 4

# MotoGP

Lap	Lap Time	T1	T2	T3	T4	Speed	Lap	Lap Time	T1	T2	T3	T4	Speed	
<b>19th</b>	<b>88</b>	<b>Miguel OLIVEIRA</b>			KTM	POR	5	<b>1'33.778</b>	25.997	21.150	25.664	20.967	284.2	
		Red Bull KTM Factory Racing					6	<b>1'33.377</b>	<u>25.937</u>	20.953	25.613	20.874	284.9	
		Runs=2		Total laps=17	Full laps=10		7	<b>1'45.348</b>	26.106	22.557	34.489	22.196	145.7	
<b>Run #</b>	<b>1</b>	<b>Front Tyre</b>	<b>Slick-Hard</b>	<b>Rear Tyre</b>	<b>Slick-Soft</b>		8	<b>1'33.390</b>	26.041	20.922	25.573	20.854	285.7	
		<b>New Tyre</b>		<b>3 Laps at start</b>			9	1'39.792	P	30.686*	23.122	27.732	18.252	268.6
1	1'55.061	35.355	22.690	27.191	22.027	283.4	<b>Run #</b>	<b>2</b>	<b>Front Tyre</b>	<b>Slick-Hard</b>	<b>Rear Tyre</b>	<b>Slick-Medium</b>		
2	<b>1'36.249</b>	27.536	21.503	25.860	21.350	<u>295.0</u>			<b>9 Laps at start</b>		<b>21 Laps at start</b>			
3	1'35.518	*	27.229	21.169	25.963*	292.6	10	1'47.004	*	36.686	22.252	<u>26.678*</u>	21.388	286.4
4	<b>1'33.913</b>	26.287	20.966	25.623	21.037	293.4	11	<b>1'33.325</b>	26.053	20.964	<u>25.477</u>	<u>20.831</u>	<u>289.5</u>	
5	1'33.442	P	29.949*	21.317	25.873	291.8	12	<u>1'33.280</u>	26.064	<u>20.813</u>	25.544	20.859	288.0	
<b>Run #</b>	<b>2</b>	<b>Front Tyre</b>	<b>Slick-Hard</b>	<b>Rear Tyre</b>	<b>Slick-Medium</b>			<b>PIT</b>	30.733	27.730	29.399	17.767	230.7	
		<b>5 Laps at start</b>		<b>New Tyre</b>										
6	1'44.112	34.681	21.923	26.221	21.287	291.1	<b>22nd</b>	<b>6</b>	<b>Stefan BRADL</b>			HONDA	GER	
7	<b>1'33.943</b>	26.373	20.949	25.636	20.985	292.6			Team Honda HRC					
8	<b>1'33.408</b>	26.062	20.871	25.534	20.941	293.4			Runs=2		Total laps=16	Full laps=11		
9	1'33.428	*	26.080	<u>20.679</u>	25.573	21.096*	294.2	<b>Run #</b>	<b>1</b>	<b>Front Tyre</b>	<b>Slick-Hard</b>	<b>Rear Tyre</b>	<b>Slick-Medium</b>	
10	<u>1'33.260</u>	<u>26.025</u>	20.755	25.580	20.900	291.1			<b>4 Laps at start</b>		<b>10 Laps at start</b>			
11	<b>1'41.653</b>	26.185	27.617	26.696	21.155	293.4	1	1'53.127	35.849	23.329	27.760	22.160	272.7	
12	<b>1'33.360</b>	26.113	20.856	25.501	<u>20.890</u>	293.4	2	<b>1'35.762</b>	26.993	21.495	25.940	21.334	294.2	
13	1'38.241	*	26.102	20.856	29.463*	293.4	3	<b>1'34.174</b>	26.443	21.174	25.534	21.023	<u>295.8</u>	
14	<b>1'33.741</b>	26.188	20.859	25.707	20.987	293.4	4	<b>1'33.643</b>	26.208	21.075	25.405	20.955	294.2	
15	<b>1'33.567</b>	26.186	20.793	25.617	20.971	295.0	5	<u>1'33.305</u>	26.170	20.846	<u>25.353</u>	20.936	292.6	
16	<b>1'33.512</b>	26.160	20.923	<u>25.457</u>	20.972	294.2	6	1'33.543	*	26.209*	20.932	25.433	20.969	291.8
	<b>PIT</b>	31.897	22.412	28.088	17.517	262.7	7	1'36.637	P	27.242	21.299	31.593	16.503	200.0
							<b>Run #</b>	<b>2</b>	<b>Front Tyre</b>	<b>Slick-Hard</b>	<b>Rear Tyre</b>	<b>Slick-Medium</b>		
									<b>3 Laps at start</b>		<b>17 Laps at start</b>			
							8	1'50.952	40.443	22.277	26.555	21.677	287.2	
							9	<b>1'34.452</b>	26.624	21.080	25.582	21.166	291.8	
							10	<b>1'33.463</b>	26.159	20.900	25.492	<u>20.912</u>	289.5	
							11	<b>1'33.356</b>	26.183	<u>20.816</u>	25.391	20.966	291.8	
							12	<b>1'33.453</b>	<u>26.037</u>	20.855	25.626	20.935	291.1	
							13	<b>1'37.471</b>	28.374	21.782	26.175	21.140	290.3	
							14	<b>1'33.589</b>	26.157	21.006	25.380	21.046	293.4	
							15	<b>1'33.583</b>	26.306	20.860	25.408	21.009	291.8	
								<b>PIT</b>	29.334	21.641	27.113	16.903	281.2	

<b>20th</b>	<b>10</b>	<b>Luca MARINI</b>			DUCATI	ITA	
		SKY VR46 Avintia					
		Runs=2		Total laps=14	Full laps=8		
<b>Run #</b>	<b>1</b>	<b>Front Tyre</b>	<b>Slick-Hard</b>	<b>Rear Tyre</b>	<b>Slick-Soft</b>		
		<b>New Tyre</b>		<b>3 Laps at start</b>			
1	2'07.411	35.568	22.610	26.445	21.846	291.1	
2	1'36.598	*	27.163*	21.371	26.669	21.395	290.3
3	<b>1'40.797</b>	26.596	21.107	26.269	26.825	276.9	
4	<b>1'33.955</b>	26.436	20.913	25.623	20.983	<u>295.0</u>	
5	1'31.198	P	26.336	20.821	25.991	18.050	289.5
<b>Run #</b>	<b>2</b>	<b>Front Tyre</b>	<b>Slick-Hard</b>	<b>Rear Tyre</b>	<b>Slick-Soft</b>		
		<b>5 Laps at start</b>		<b>8 Laps at start</b>			
6	1'47.947	35.193	22.383	28.964	21.407	201.8	
7	<b>1'33.922</b>	26.390	20.894	25.700	20.938	291.1	
8	<b>1'33.453</b>	26.164	20.806	25.613	<u>20.870</u>	291.8	
9	<b>1'33.288</b>	26.155	20.766	<u>25.470</u>	20.897	291.1	
10	<u>1'33.266</u>	<u>26.052</u>	20.748	25.543	20.923	292.6	
11	<b>1'33.315</b>	26.173	<u>20.678</u>	25.579	20.885	292.6	
12	1'47.482	*	35.448*	22.207	26.642	23.185	291.1
13	<b>1'39.654</b>	26.303	20.774	31.381	21.196	257.1	
	<b>PIT</b>	26.139	20.877	26.117	19.505	291.1	

<b>21st</b>	<b>21</b>	<b>Franco MORBIDELLI</b>			YAMAHA	ITA
		Monster Energy Yamaha MotoGP				
		Runs=2		Total laps=13	Full laps=9	
<b>Run #</b>	<b>1</b>	<b>Front Tyre</b>	<b>Slick-Hard</b>	<b>Rear Tyre</b>	<b>Slick-Medium</b>	
		<b>New Tyre</b>		<b>12 Laps at start</b>		
1	1'51.552	39.194	23.141	27.221	21.927	282.7
2	<b>1'34.986</b>	26.611	21.290	25.937	21.148	284.2
3	<b>1'33.981</b>	26.053	21.215	25.788	20.925	284.9
4	<b>1'33.524</b>	26.058	20.889	25.716	20.861	284.9

<b>23rd</b>	<b>9</b>	<b>Daniilo PETRUCCI</b>			KTM	ITA	
		Tech 3 KTM Factory Racing					
		Runs=2		Total laps=15	Full laps=11		
<b>Run #</b>	<b>1</b>	<b>Front Tyre</b>	<b>Slick-Hard</b>	<b>Rear Tyre</b>	<b>Slick-Medium</b>		
		<b>7 Laps at start</b>		<b>New Tyre</b>			
1	2'01.223	34.704	21.919	26.210	21.526	289.5	
2	<b>1'34.488</b>	26.644	21.007	25.739	21.098	289.5	
3	<b>1'33.852</b>	26.285	20.940	<u>25.587</u>	21.040	290.3	
4	<u>1'33.551</u>	<u>26.112</u>	20.843	25.626	20.970	290.3	
5	<b>1'37.194</b>	26.297	21.153	25.786	23.958	288.7	
6	<b>1'33.827</b>	26.287	20.872	25.698	20.970	288.0	
7	1'36.806	P	28.309	23.727	27.899	16.871	258.3
<b>Run #</b>	<b>2</b>	<b>Front Tyre</b>	<b>Slick-Hard</b>	<b>Rear Tyre</b>	<b>Slick-Soft</b>		
		<b>14 Laps at start</b>		<b>5 Laps at start</b>			
8	1'44.223	35.044	21.302	26.331	21.546	287.2	
9	<b>1'34.010</b>	26.347	20.823	25.858	20.982	287.2	
10	<b>1'33.832</b>	26.229	<u>20.761</u>	25.831	21.011	288.7	
11	<b>1'33.617</b>	26.133	20.846	25.647	20.991	289.5	
12	<b>1'33.697</b>	26.195	20.763	25.710	21.029	286.4	
13	<b>1'34.038</b>	26.215	21.029	25.805	20.989	<u>291.1</u>	

**Fastest Lap:** Fabio QUARTARARO Monster Energy Yama FRA **1'32.197** 25.697 20.646 25.252 20.602

These data/results cannot be reproduced, stored and/or transmitted in whole or in part by any manner of electronic, mechanical, photocopying, recording, broadcasting or otherwise now known or herein after developed without the previous express consent by the copyright owner, except for reproduction in daily press and regular printed publications on sale to the public within 60 days of the event related to those data/results and always provided that copyright symbol appears together as follows below.  
© DORNA, 2021

Official MotoGP Timing by TISSOT  
www.motogp.com



## Free Practice Nr. 4

MotoGP

Lap	Lap Time	T1	T2	T3	T4	Speed	Lap	Lap Time	T1	T2	T3	T4	Speed
14	<b>1'33.818</b>	26.185	20.911	25.773	20.949	290.3							
	PIT	31.461	21.995	28.628	20.009	243.2							

**24th** **4** **Andrea DOVIZIOSO** YAMAHA ITA  
Petronas Yamaha SRT

Runs=1 Total laps=16 Full laps=9

Run #	1	Front Tyre	Slick-Hard	Rear Tyre	Slick-Medium	Speed
			New Tyre		New Tyre	
1	2'06.994		34.318	22.755	27.223	21.925 279.0
2	1'36.553 *		27.014	21.608	26.482*	21.449 280.5
3	<b>1'35.128</b>		26.400	21.521	26.068	21.139 282.7
4	<b>1'34.216</b>		26.152	21.178	25.769	21.117 283.4
5	1'36.297 *		26.715	21.102	25.899	22.581* 282.7
6	<b>1'39.015</b>		26.261	23.069	27.811	21.874 272.0
7	1'35.454 *		26.912	21.925	25.610*	21.007 286.4
8	1'37.309 P		31.147*	21.893	27.190	17.079 277.6
Run #	2	Front Tyre	Slick-Medium	Rear Tyre	Slick-Medium	Speed
			5 Laps at start		8 Laps at start	
9	1'43.250		33.206	21.768	26.658	21.618 283.4
10	<b>1'34.793</b>		26.427	21.187	26.020	21.159 281.9
11	<b>1'34.884</b>		26.611	21.187	25.848	21.238 284.2
12	1'34.134 *		26.200	21.044	25.833	21.057* 284.2
13	<b>1'34.315</b>		26.155	21.278	25.824	21.058 284.2
14	<b>1'33.940</b>		26.231	20.919	25.771	21.019 283.4
15	<b>1'33.755</b>		26.084	21.043	25.660	20.968 284.2
16	<b>1'33.605</b>		26.045	20.988	25.668	20.904 283.4

**Fastest Lap:** Fabio QUARTARARO Monster Energy Yama FRA **1'32.197** 25.697 20.646 25.252 20.602

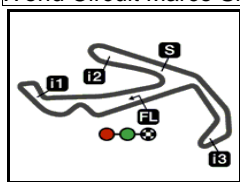
These data/results cannot be reproduced, stored and/or transmitted in whole or in part by any manner of electronic, mechanical, photocopying, recording, broadcasting or otherwise now known or herein after developed without the previous express consent by the copyright owner, except for reproduction in daily press and regular printed publications on sale to the public within 60 days of the event related to those data/results and always provided that copyright symbol appears together as follows below.  
© DORNA, 2021

Official MotoGP Timing by TISSOT  
www.motogp.com



Misano Adriatico, Saturday, September 18, 2021 Page 6 of 6





4226 m.

# GP OCTO DI SAN MARINO E DELLA RIVIERA DI RIMINI

## Free Practice Nr. 4

### Best Partial Times

# MotoGP™

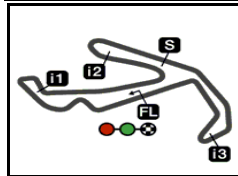
*IT* Ideal Lap Time, sum of the best partial times

*BT* Best Lap Time

<i>T1</i>		<i>T2</i>		<i>T3</i>		<i>T4</i>				<i>IT</i>	<i>BT</i>	
Pos	Rider	Time	Rider	Time	Rider	Time	Rider	Time	Pos	Rider		
1	F.QUARTARARO	25.635	F.BAGNAIA	20.573	F.BAGNAIA	25.081	F.QUARTARARO	20.602	1	F.QUARTARAR	1'32.025	1'32.197 (1)
2	J.MIR	25.721	E.BASTIANINI	20.575	A.RINS	25.112	A.RINS	20.603	2	A.RINS	1'32.178	1'32.287 (2)
3	A.RINS	25.799	J.ZARCO	20.611	F.QUARTARARO	25.142	M.MARQUEZ	20.636	3	F.BAGNAIA	1'32.271	1'32.333 (3)
4	B.BINDER	25.885	J.MARTIN	20.624	A.ESPARGARO	25.223	J.ZARCO	20.637	4	J.ZARCO	1'32.416	1'32.505 (4)
5	F.BAGNAIA	25.893	P.ESPARGARO	20.626	E.BASTIANINI	25.237	A.ESPARGARO	20.672	5	J.MIR	1'32.493	1'32.578 (5)
6	T.NAKAGAMI	25.898	T.NAKAGAMI	20.638	J.MILLER	25.244	M.PIRRO	20.674	6	A.ESPARGAR	1'32.540	1'32.724 (9)
7	J.ZARCO	25.908	M.VIÑALES	20.639	J.ZARCO	25.260	J.MARTIN	20.682	7	E.BASTIANINI	1'32.546	1'32.635 (6)
8	F.MORBIDELLI	25.937	A.MARQUEZ	20.639	A.MARQUEZ	25.306	J.MILLER	20.699	8	T.NAKAGAMI	1'32.621	1'32.681 (7)
9	M.MARQUEZ	25.937	F.QUARTARARO	20.646	I.LECUONA	25.339	J.MIR	20.702	9	J.MILLER	1'32.626	1'32.768 (10)
10	V.ROSSI	25.960	M.PIRRO	20.647	V.ROSSI	25.344	F.BAGNAIA	20.724	10	M.MARQUEZ	1'32.656	1'32.697 (8)
11	A.ESPARGARO	25.966	J.MILLER	20.660	T.NAKAGAMI	25.347	T.NAKAGAMI	20.738	11	M.PIRRO	1'32.672	1'32.772 (11)
12	A.MARQUEZ	25.971	A.RINS	20.664	S.BRADL	25.353	P.ESPARGARO	20.746	12	P.ESPARGAR	1'32.786	1'32.958 (14)
13	P.ESPARGARO	25.975	L.MARINI	20.678	J.MIR	25.353	E.BASTIANINI	20.753	12	J.MARTIN	1'32.786	1'32.954 (13)
14	M.VIÑALES	25.976	A.ESPARGARO	20.679	M.PIRRO	25.363	M.VIÑALES	20.813	14	M.VIÑALES	1'32.813	1'32.926 (12)
15	E.BASTIANINI	25.981	M.OLIVEIRA	20.679	M.MARQUEZ	25.381	V.ROSSI	20.819	15	A.MARQUEZ	1'32.816	1'33.028 (15)
16	M.PIRRO	25.988	M.MARQUEZ	20.702	M.VIÑALES	25.385	F.MORBIDELLI	20.831	16	V.ROSSI	1'32.967	1'33.086 (17)
17	J.MILLER	26.023	J.MIR	20.717	J.MARTIN	25.396	B.BINDER	20.835	17	B.BINDER	1'32.976	1'33.044 (16)
18	M.OLIVEIRA	26.025	I.LECUONA	20.730	P.ESPARGARO	25.439	L.MARINI	20.870	18	I.LECUONA	1'33.009	1'33.228 (18)
19	S.BRADL	26.037	D.PETRUCCI	20.761	B.BINDER	25.456	I.LECUONA	20.873	19	M.OLIVEIRA	1'33.051	1'33.260 (19)
20	A.DOVIZIOSO	26.045	B.BINDER	20.800	M.OLIVEIRA	25.457	M.OLIVEIRA	20.890	20	F.MORBIDELLI	1'33.058	1'33.280 (21)
21	L.MARINI	26.052	F.MORBIDELLI	20.813	L.MARINI	25.470	A.MARQUEZ	20.900	21	L.MARINI	1'33.070	1'33.266 (20)
22	I.LECUONA	26.067	S.BRADL	20.816	F.MORBIDELLI	25.477	A.DOVIZIOSO	20.904	22	S.BRADL	1'33.118	1'33.305 (22)
23	J.MARTIN	26.084	V.ROSSI	20.844	D.PETRUCCI	25.587	S.BRADL	20.912	23	D.PETRUCCI	1'33.409	1'33.551 (23)
24	D.PETRUCCI	26.112	A.DOVIZIOSO	20.919	A.DOVIZIOSO	25.660	D.PETRUCCI	20.949	24	A.DOVIZIOSO	1'33.528	1'33.605 (24)

These data/results cannot be reproduced, stored and/or transmitted in whole or in part by any manner of electronic, mechanical, photocopying, recording, broadcasting or otherwise now known or herein after developed without the previous express consent by the copyright owner, except for reproduction in daily press and regular printed publications on sale to the public within 60 days of the event related to those data/results and always provided that copyright symbol appears together as follows below.  
© DORNA, 2021






4226 m.

## GP OCTO DI SAN MARINO E DELLA RIVIERA DI RIMINI

## Free Practice Nr. 4

## Fastest Laps Sequence

<i>Practice Time</i>	 <i>Rider</i>	<i>Nation</i>	<i>Motorcycle</i>	<i>Time</i>	<i>Km/h</i>	<i>Rider's Lap</i>
3'26.538	21 Franco MORBIDELLI	ITA	YAMAHA	1'34.986	160.1	2
3'34.828	33 Brad BINDER	RSA	KTM	1'34.544	160.9	2
3'35.711	9 Danilo PETRUCCI	ITA	KTM	1'34.488	161.0	2
3'46.123	12 Maverick VIÑALES	SPA	APRILIA	1'34.062	161.7	2
3'47.356	42 Alex RINS	SPA	SUZUKI	1'33.870	162.0	2
4'48.643	20 Fabio QUARTARARO	FRA	YAMAHA	1'33.868	162.0	2
5'01.884	93 Marc MARQUEZ	SPA	HONDA	1'33.473	162.7	3
5'20.481	42 Alex RINS	SPA	SUZUKI	1'33.125	163.3	3
5'37.566	51 Michele PIRRO	ITA	DUCATI	1'32.958	163.6	3
6'21.422	20 Fabio QUARTARARO	FRA	YAMAHA	1'32.779	163.9	3
6'53.175	42 Alex RINS	SPA	SUZUKI	1'32.694	164.1	4
7'53.891	20 Fabio QUARTARARO	FRA	YAMAHA	1'32.469	164.5	4
14'03.911	20 Fabio QUARTARARO	FRA	YAMAHA	1'32.400	164.6	8
15'37.347	63 Francesco BAGNAIA	ITA	DUCATI	1'32.333	164.7	9
27'21.449	20 Fabio QUARTARARO	FRA	YAMAHA	1'32.280	164.8	14
28'53.661	20 Fabio QUARTARARO	FRA	YAMAHA	1'32.212	164.9	15
30'25.858	20 Fabio QUARTARARO	FRA	YAMAHA	1'32.197	165.0	16

These data/results cannot be reproduced, stored and/or transmitted in whole or in part by any manner of electronic, mechanical, photocopying, recording, broadcasting or otherwise now known or herein after developed without the previous express consent by the copyright owner, except for reproduction in daily press and regular printed publications on sale to the public within 60 days of the event related to those data/results and always provided that copyright symbol appears together as follows below.

© DORNA, 2021

Official MotoGP Timing by TISSOT  
www.motogp.com

Misano Adriatico, Saturday, September 18, 2021

