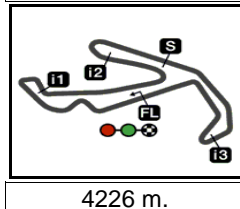


## GP NOLAN DEL MADE IN ITALY E DELL'EMILIA-ROMAGNA

## Free Practice Nr. 2

## Classification

6



4226 m.

		Rider	Nation	Team	Motorcycle	Time	Lap Total	Gap	Top Speed
1	37	Augusto FERNANDEZ	SPA	Elf Marc VDS Racing Team	KALEX	<b>1'40.930</b>	15 16		<b>246.0</b>
2	87	Remy GARDNER	AUS	Red Bull KTM Ajo	KALEX	<b>1'41.006</b>	19 19	0.076 0.076	<b>248.2</b>
3	97	Xavi VIERGE	SPA	Petronas Sprinta Racing	KALEX	<b>1'41.012</b>	16 16	0.082 0.006	<b>246.0</b>
4	96	Jake DIXON	GBR	Petronas Sprinta Racing	KALEX	<b>1'41.446</b>	14 14	0.516 0.434	<b>246.0</b>
5	13	Celestino VIETTI	ITA	SKY Racing Team VR46	KALEX	<b>1'42.153</b>	14 14	1.223 0.707	<b>247.7</b>
6	22	Sam LOWES	GBR	Elf Marc VDS Racing Team	KALEX	<b>1'42.326</b>	14 15	1.396 0.173	<b>246.5</b>
7	79	Ai OGURA	JPN	IDEMITSU Honda Team Asia	KALEX	<b>1'42.330</b>	16 16	1.400 0.004	<b>246.5</b>
8	25	Raul FERNANDEZ	SPA	Red Bull KTM Ajo	KALEX	<b>1'42.387</b>	14 14	1.457 0.057	<b>247.7</b>
9	35	Somkiat CHANTRA	THA	IDEMITSU Honda Team Asia	KALEX	<b>1'42.421</b>	16 16	1.491 0.034	<b>245.4</b>
10	54	Fermín ALDEGUER	SPA	+EGO Speed Up	BOSCOSCURO	<b>1'42.693</b>	14 14	1.763 0.272	<b>246.5</b>
11	62	Stefano MANZI	ITA	Flexbox HP40	KALEX	<b>1'43.051</b>	14 14	2.121 0.358	<b>247.1</b>
12	42	Marcos RAMIREZ	SPA	American Racing	KALEX	<b>1'43.096</b>	18 18	2.166 0.045	<b>249.4</b>
13	12	Thomas LUTHI	SWI	Pertamina Mandalika SAG Team	KALEX	<b>1'43.115</b>	16 17	2.185 0.019	<b>244.8</b>
14	44	Aron CANET	SPA	Aspar Team Moto2	BOSCOSCURO	<b>1'43.348</b>	15 15	2.418 0.233	<b>246.5</b>
15	72	Marco BEZZECCHI	ITA	SKY Racing Team VR46	KALEX	<b>1'43.366</b>	14 15	2.436 0.018	<b>248.2</b>
16	24	Simone CORSI	ITA	MV Agusta Forward Racing	MV AGUSTA	<b>1'43.482</b>	14 14	2.552 0.116	<b>244.3</b>
17	75	Albert ARENAS	SPA	Aspar Team Moto2	BOSCOSCURO	<b>1'43.631</b>	15 16	2.701 0.149	<b>247.7</b>
18	9	Jorge NAVARRO	SPA	+EGO Speed Up	BOSCOSCURO	<b>1'43.679</b>	14 15	2.749 0.048	<b>246.0</b>
19	64	Bo BENDSNEYDER	NED	Pertamina Mandalika SAG Team	KALEX	<b>1'43.771</b>	15 15	2.841 0.092	<b>242.6</b>
20	14	Tony ARBOLINO	ITA	Liqui Moly Intact GP	KALEX	<b>1'43.852</b>	15 17	2.922 0.081	<b>249.4</b>
21	6	Cameron BEAUBIER	USA	American Racing	KALEX	<b>1'43.940</b>	16 19	3.010 0.088	<b>249.4</b>
22	23	Marcel SCHROTTER	GER	Liqui Moly Intact GP	KALEX	<b>1'43.982</b>	9 9	3.052 0.042	<b>246.0</b>
23	40	Hector GARZO	SPA	Flexbox HP40	KALEX	<b>1'44.020</b>	17 18	3.090 0.038	<b>247.1</b>
24	7	Lorenzo BALDASSARRI	ITA	MV Agusta Forward Racing	MV AGUSTA	<b>1'44.180</b>	12 13	3.250 0.160	<b>241.0</b>
25	21	Fabio DI GIANNANTONIO	ITA	Federal Oil Gresini Moto2	KALEX	<b>1'44.218</b>	13 14	3.288 0.038	<b>243.2</b>
26	27	Mattia CASADEI	ITA	Italtrans Racing Team	KALEX	<b>1'44.444</b>	15 15	3.514 0.226	<b>244.3</b>
27	10	Tommaso MARCON	ITA	NTS RW Racing GP	NTS	<b>1'44.565</b>	16 16	3.635 0.121	<b>244.3</b>
28	11	Nicolò BULEGA	ITA	Federal Oil Gresini Moto2	KALEX	<b>1'44.725</b>	8 9	3.795 0.160	<b>247.1</b>
29	16	Joe ROBERTS	USA	Italtrans Racing Team	KALEX	<b>1'44.861</b>	11 11	3.931 0.136	<b>245.4</b>
30	70	Barry BALTUS	BEL	NTS RW Racing GP	NTS	<b>1'46.332</b>	14 15	5.402 1.471	<b>244.8</b>

Practice condition: **Wet-Dry**

Air: 19°

Humidity: 73%

Ground: 18°

	Fastest Lap:	Lap: 15	Augusto FERNANDEZ	1'40.930	150.7 Km/h
	Best Race Lap:	2020	Sam LOWES	1'36.195	158.1 Km/h
	All Time Lap Record:	2020	Luca MARINI	1'35.271	159.6 Km/h

The results are provisional until the end of the limit for protest and appeals.

Time limit for protest expires 30' after publication of the results - ..... Time: .....

These data/results cannot be reproduced, stored and/or transmitted in whole or in part by any manner of electronic, mechanical, photocopying, recording, broadcasting or otherwise now known or herein after developed without the previous express consent by the copyright owner, except for reproduction in daily press and regular printed publications on sale to the public within 60 days of the event related to those data/results and always provided that copyright symbol appears together as follows below.

© DORNA, 2021

Official MotoGP Timing by TISSOT  
www.motogp.com

Misano Adriatico, Friday, October 22, 2021

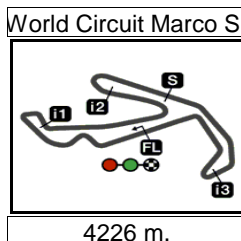
moto2™




## GP NOLAN DEL MADE IN ITALY E DELL'EMILIA-ROMAGNA

## Free Practice Nr. 2

## Combined Free Practice Times



7

	Rider	Nation	Team	MOTORCYCLE	FP1	FP2	Gap
1	37 <b>A.FERNANDEZ</b>	SPA	Elf Marc VDS Racing Team	KALEX	1'48.604 20	<b>1'40.930</b> 15	
2	87 <b>R.GARDNER</b>	AUS	Red Bull KTM Ajo	KALEX	1'49.667 17	<b>1'41.006</b> 19	0.076 0.076
3	97 <b>X.VIERGE</b>	SPA	Petronas Sprinta Racing	KALEX	1'49.430 19	<b>1'41.012</b> 16	0.082 0.006
4	96 <b>J.DIXON</b>	GBR	Petronas Sprinta Racing	KALEX	1'52.216 5	<b>1'41.446</b> 14	0.516 0.434
5	13 <b>C.VIETTI</b>	ITA	SKY Racing Team VR46	KALEX	1'48.902 17	<b>1'42.153</b> 14	1.223 0.707
6	22 <b>S.LOWES</b>	GBR	Elf Marc VDS Racing Team	KALEX	1'50.687 9	<b>1'42.326</b> 14	1.396 0.173
7	79 <b>A.OGURA</b>	JPN	IDEMITSU Honda Team Asia	KALEX	1'49.935 21	<b>1'42.330</b> 16	1.400 0.004
8	25 <b>R.FERNANDEZ</b>	SPA	Red Bull KTM Ajo	KALEX	1'49.305 15	<b>1'42.387</b> 14	1.457 0.057
9	35 <b>S.CHANTRA</b>	THA	IDEMITSU Honda Team Asia	KALEX	1'49.968 7	<b>1'42.421</b> 16	1.491 0.034
10	54 <b>F.ALDEGUER</b>	SPA	+EGO Speed Up	BOSCOSCURO	1'49.844 21	<b>1'42.693</b> 14	1.763 0.272
11	62 <b>S.MANZI</b>	ITA	Flexbox HP40	KALEX	1'51.295 9	<b>1'43.051</b> 14	2.121 0.358
12	42 <b>M.RAMIREZ</b>	SPA	American Racing	KALEX	1'52.735 17	<b>1'43.096</b> 18	2.166 0.045
13	12 <b>T.LUTHI</b>	SWI	Pertamina Mandalika SAG Team	KALEX	1'49.581 11	<b>1'43.115</b> 16	2.185 0.019
14	44 <b>A.CANET</b>	SPA	Aspar Team Moto2	BOSCOSCURO	1'49.918 11	<b>1'43.348</b> 15	2.418 0.233
15	72 <b>M.BEZZECCHI</b>	ITA	SKY Racing Team VR46	KALEX	1'48.969 11	<b>1'43.366</b> 14	2.436 0.018
16	24 <b>S.CORSI</b>	ITA	MV Agusta Forward Racing	MV AGUSTA	1'51.043 11	<b>1'43.482</b> 14	2.552 0.116
17	75 <b>A.ARENAS</b>	SPA	Aspar Team Moto2	BOSCOSCURO	1'50.233 16	<b>1'43.631</b> 15	2.701 0.149
18	9 <b>J.NAVARRO</b>	SPA	+EGO Speed Up	BOSCOSCURO	1'49.825 11	<b>1'43.679</b> 14	2.749 0.048
19	64 <b>B.BENDSNEYDEI</b>	NED	Pertamina Mandalika SAG Team	KALEX	1'51.031 18	<b>1'43.771</b> 15	2.841 0.092
20	14 <b>T.ARBOLINO</b>	ITA	Liqui Moly Intact GP	KALEX	1'48.864 21	<b>1'43.852</b> 15	2.922 0.081
21	6 <b>C.BEAUBIER</b>	USA	American Racing	KALEX	1'49.407 15	<b>1'43.940</b> 16	3.010 0.088
22	23 <b>M.SCHROTTER</b>	GER	Liqui Moly Intact GP	KALEX	1'49.289 14	<b>1'43.982</b> 9	3.052 0.042
23	40 <b>H.GARZO</b>	SPA	Flexbox HP40	KALEX	1'48.910 21	<b>1'44.020</b> 17	3.090 0.038
24	7 <b>L.BALDASSARRI</b>	ITA	MV Agusta Forward Racing	MV AGUSTA	1'50.335 15	<b>1'44.180</b> 12	3.250 0.160
25	21 <b>F.DI GIANNANTO</b>	ITA	Federal Oil Gresini Moto2	KALEX	1'50.092 18	<b>1'44.218</b> 13	3.288 0.038
26	27 <b>M.CASADEI</b>	ITA	Italtrans Racing Team	KALEX	1'49.652 21	<b>1'44.444</b> 15	3.514 0.226
27	10 <b>T.MARCON</b>	ITA	NTS RW Racing GP	NTS	1'52.760 19	<b>1'44.565</b> 16	3.635 0.121
28	11 <b>N.BULEGA</b>	ITA	Federal Oil Gresini Moto2	KALEX	1'48.541 21	<b>1'44.725</b> 8	3.795 0.160
29	16 <b>J.ROBERTS</b>	USA	Italtrans Racing Team	KALEX	1'49.098 11	<b>1'44.861</b> 11	3.931 0.136
30	70 <b>B.BALTUS</b>	BEL	NTS RW Racing GP	NTS	1'48.989 21	<b>1'46.332</b> 14	5.402 1.471

<b>Pole Position Record:</b>	2020	<b>Luca MARINI</b>	<b>1'35.271</b>	159.6 Km/h
<b>Best Race Lap:</b>	2020	<b>Sam LOWES</b>	<b>1'36.195</b>	158.1 Km/h
<b>All Time Lap Record:</b>	2020	<b>Luca MARINI</b>	<b>1'35.271</b>	159.6 Km/h

The results are provisional until the end of the limit for protest and appeals.

Time limit for protest expires 60' after publication of the results - ..... Time: .....

These data/results cannot be reproduced, stored and/or transmitted in whole or in part by any manner of electronic, mechanical, photocopying, recording, broadcasting or otherwise now known or herein after developed without the previous express consent by the copyright owner, except for reproduction in daily press and regular printed publications on sale to the public within 60 days of the event related to those data/results and always provided that copyright symbol appears together as follows below.

© DORNA, 2021

## GP NOLAN DEL MADE IN ITALY E DELL'EMILIA-ROMAGNA

## Free Practice Nr. 2

## Top Speed &amp; Average

8



Rider	Nation	Motorcycle	Top 5 speeds					Average	Top
6 Cameron BEAUBIER	USA	KALEX	249.4	248.2	247.7	247.1	246.0	247.7	249.4
14 Tony ARBOLINO	ITA	KALEX	249.4	247.1	247.1	246.0	246.0	247.1	249.4
42 Marcos RAMIREZ	SPA	KALEX	249.4	247.7	247.7	247.7	247.1	247.9	249.4
72 Marco BEZZECCHI	ITA	KALEX	248.2	248.2	248.2	247.7	247.1	247.8	248.2
87 Remy GARDNER	AUS	KALEX	248.2	247.1	246.5	246.5	244.8	246.1	248.2
13 Celestino VIETTI	ITA	KALEX	247.7	247.7	247.7	247.1	246.0	247.2	247.7
25 Raul FERNANDEZ	SPA	KALEX	247.7	247.1	246.5	245.4	244.3	246.2	247.7
75 Albert ARENAS	SPA	BOSCOSCURO	247.7	247.1	247.1	246.5	246.5	247.0	247.7
11 Nicolò BULEGA	ITA	KALEX	247.1	246.5	246.5	245.4	244.8	246.1	247.1
40 Hector GARZO	SPA	KALEX	247.1	247.1	246.5	246.5	246.5	246.7	247.1
62 Stefano MANZI	ITA	KALEX	247.1	246.0	246.0	244.8	244.8	245.6	247.1
22 Sam LOWES	GBR	KALEX	246.5	246.5	246.5	246.0	246.0	246.3	246.5
44 Aron CANET	SPA	BOSCOSCURO	246.5	246.0	245.4	244.8	243.7	245.3	246.5
54 Fermín ALDEGUER	SPA	BOSCOSCURO	246.5	245.4	244.3	244.3	243.2	244.7	246.5
79 Ai OGURA	JPN	KALEX	246.5	246.0	246.0	245.4	244.8	245.7	246.5
9 Jorge NAVARRO	SPA	BOSCOSCURO	246.0	246.0	245.4	244.8	244.8	245.3	246.0
23 Marcel SCHROTTER	GER	KALEX	246.0	245.4	244.3	243.7	243.2	244.5	246.0
37 Augusto FERNANDEZ	SPA	KALEX	246.0	245.4	245.4	244.8	244.8	245.3	246.0
96 Jake DIXON	GBR	KALEX	246.0	245.4	245.4	244.3	243.7	245.0	246.0
97 Xavi VIERGE	SPA	KALEX	246.0	245.4	244.8	244.3	244.3	244.9	246.0
16 Joe ROBERTS	USA	KALEX	245.4	243.2	242.6	242.1	240.5	242.8	245.4
35 Somkiat CHANTRA	THA	KALEX	245.4	244.8	243.2	243.2	242.6	243.8	245.4
12 Thomas LUTHI	SWI	KALEX	244.8	244.8	244.8	244.3	244.3	244.6	244.8
70 Barry BALTUS	BEL	NTS	244.8	243.7	242.6	242.6	242.6	243.3	244.8
10 Tommaso MARCON	ITA	NTS	244.3	244.3	242.6	242.1	240.0	241.9	244.3
24 Simone CORSI	ITA	MV AGUSTA	244.3	244.3	242.6	241.6	241.0	242.8	244.3
27 Mattia CASADEI	ITA	KALEX	244.3	243.2	243.2	242.6	242.1	243.1	244.3
21 Fabio DI GIANNANTONIO	ITA	KALEX	243.2	242.6	242.6	242.6	242.1	242.5	243.2
64 Bo BENDSNEYDER	NED	KALEX	242.6	242.6	242.1	241.6	241.0	241.8	242.6
7 Lorenzo BALDASSARRI	ITA	MV AGUSTA	241.0	240.0	240.0	239.4	239.4	239.9	241.0

These data/results cannot be reproduced, stored and/or transmitted in whole or in part by any manner of electronic, mechanical, photocopying, recording, broadcasting or otherwise now known or herein after developed without the previous express consent by the copyright owner, except for reproduction in daily press and regular printed publications on sale to the public within 60 days of the event related to those data/results and always provided that copyright symbol appears together as follows below.

© DORNA, 2021

Official MotoGP Timing by TISSOT  
www.motogp.com



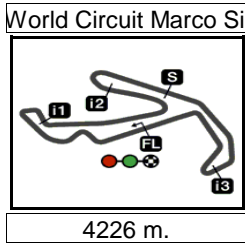
Misano Adriatico, Friday, October 22, 2021

## GP NOLAN DEL MADE IN ITALY E DELL'EMILIA-ROMAGNA

## Free Practice Nr. 2

## Chronological Analysis of Performances

9



4226 m.

\* Lap / Sector time cancelled

T1 Time from finish line to 1st intermedate

T3 Time from 2nd intermed. to 3rd intermed.

P Crossing the finish line in pit lane

T2 Time from 1st intermed. to 2nd intermed.

T4 Time from 3rd intermedate to finish line

Lap	Lap Time	T1	T2	T3	T4	Speed	Lap	Lap Time	T1	T2	T3	T4	Speed	
<b>1st</b>	<b>37</b>	<b>Augusto FERNAND</b> Elf Marc VDS Racing SPA						4	<b>1'49.949</b>	30.707	24.698	30.037	24.507	243.7
		Runs=1	Total laps=16	Full laps=12			5	<b>1'49.310</b>	30.627	24.443	29.835	24.405	243.7	
1	4'20.775	25.056	28.323	35.874	28.551	186.5	6	1'48.475 P	30.611	24.845	32.760	20.259	231.2	
2	<b>1'55.807</b>	32.679	26.432	31.199	25.497	242.1	7	1'55.423	28.287	27.318	33.773	26.045	216.4	
3	<b>1'51.714</b>	30.949	24.976	30.911	24.878	242.6	8	<b>1'52.994</b>	32.399	25.537	30.492	24.566	238.9	
4	<b>1'49.853</b>	30.267	24.649	30.340	24.597	238.4	9	<b>1'48.622</b>	30.870	24.408	29.309	24.035	242.6	
5	<b>1'49.572</b>	30.933	24.597	29.894	24.148	242.1	10	<b>1'48.292</b>	30.385	24.112	29.341	24.454	243.2	
6	<b>1'48.162</b>	29.985	24.368	29.720	24.089	241.6	11	<b>1'45.762</b>	30.085	23.919	28.474	23.284	244.3	
7	1'45.596 P	30.771	24.935	31.414	18.476	224.0	12	<b>1'44.260</b>	29.173	23.699	28.274	23.114	245.4	
8	1'46.051	23.385	26.483	31.137	25.046	239.4	13	<b>1'43.710</b>	29.144	23.581	27.986	22.999	244.3	
9	<b>1'51.145</b>	31.974	25.103	29.976	24.092	241.0	14	<b>1'42.349</b>	28.694	23.154	27.802	22.699	244.8	
10	<b>1'47.490</b>	30.549	24.107	29.215	23.619	242.1	15	1'42.834 *	29.05*	23.274	27.785	22.716	244.3	
11	<b>1'45.362</b>	29.670	23.653	28.731	23.308	243.7	16	<b>1'41.012</b>	<b>28.231</b>	<b>22.983</b>	<b>27.314</b>	<b>22.484</b>	<b>246.0</b>	
12	<b>1'44.216</b>	29.424	23.327	28.495	22.970	244.8								
13	<b>1'43.498</b>	28.985	23.424	28.349	22.740	244.8	<b>4th</b>	<b>96</b>	<b>Jake DIXON</b> Petronas Sprinta Raci GBR					
14	<b>1'42.287</b>	28.840	23.134	27.818	22.495	245.4			Runs=1	Total laps=14	Full laps=11			
15	<b>1'40.930</b>	<b>28.285</b>	<b>22.943</b>	27.532	<b>22.170</b>	<b>246.0</b>	1	2'22.936	23.690	26.790	30.994	25.264	240.0	
16	1'43.025 *	29.14*	23.886	<b>27.516</b>	22.474	245.4	2	<b>1'51.449</b>	30.822	25.132	30.015	25.480	243.2	
							3	<b>1'51.214</b>	31.268	24.896	30.334	24.716	241.0	
<b>2nd</b>	<b>87</b>	<b>Remy GARDNER</b> Red Bull KTM Ajo AUS						4	<b>1'49.856</b>	30.574	24.660	29.866	24.756	242.6
		Runs=1	Total laps=19	Full laps=16			5	<b>1'49.211</b>	30.471	24.604	29.812	24.324	241.0	
1	2'21.857 *	24.448	27.055	32.552*	26.417	238.9	6	1'45.929 P	30.997	24.593	31.043	19.296	239.4	
2	<b>1'52.155</b>	31.329	24.969	30.580	25.277	246.5	7	1'49.260	25.064	27.631	31.274	25.291	238.9	
3	<b>1'49.595</b>	30.517	24.409	30.148	24.521	242.1	8	<b>1'51.097</b>	32.226	24.864	29.939	24.068	238.9	
4	<b>1'49.463</b>	30.447	24.648	29.848	24.520	242.1	9	<b>1'48.264</b>	30.479	24.824	29.364	23.597	243.7	
5	<b>1'49.407</b>	30.320	24.386	30.141	24.560	242.1	10	<b>1'46.727</b>	29.888	24.142	29.039	23.658	244.3	
6	1'58.674 P	38.209	29.778	31.783	18.904	238.9	11	<b>1'45.416</b>	29.765	23.884	28.354	23.413	<b>246.0</b>	
7	1'53.530	27.025	27.334	32.443	26.728	236.8	12	<b>1'43.772</b>	29.222	23.541	27.927	23.082	245.4	
8	<b>1'54.071</b>	32.869	25.448	30.470	25.284	241.0	13	<b>1'45.696</b>	29.382	23.664	29.678	22.972	220.8	
9	<b>1'55.948</b>	34.652	25.602	30.802	24.892	241.6	14	<b>1'41.446</b>	<b>28.316</b>	<b>23.167</b>	<b>27.395</b>	<b>22.568</b>	245.4	
10	<b>1'50.025</b>	31.204	24.882	29.910	24.029	242.1								
11	<b>1'47.666</b>	30.656	24.317	28.985	23.708	242.6	<b>5th</b>	<b>13</b>	<b>Celestino VIETTI</b> SKY Racing Team VR ITA					
12	<b>1'46.724</b>	30.343	24.346	28.642	23.393	243.7			Runs=2	Total laps=14	Full laps=8			
13	<b>1'45.521</b>	29.923	24.072	28.336	23.190	244.8	1	2'41.744	27.004	32.072	34.393	28.721	220.8	
14	<b>1'45.166</b>	29.672	23.876	28.504	23.114	244.8	2	1'58.499 P	35.088	29.645	34.478	19.288	214.2	
15	<b>1'44.528</b>	29.363	24.103	28.159	22.903	244.8	3	1'51.613 *	27.128	27.669	30.868*	25.948	242.1	
16	<b>1'43.511</b>	29.125	23.519	27.916	22.951	<b>248.2</b>	4	<b>1'56.017</b>	32.484	25.283	32.537	25.713	234.7	
17	<b>1'42.062</b>	28.721	23.342	27.453	22.546	247.1	5	<b>1'52.976</b>	31.884	25.113	30.766	25.213	241.6	
18	<b>1'46.915</b>	32.107	24.127	28.131	22.550	244.3	6	1'50.406 P	31.562	26.163	32.307	20.374	230.2	
19	<b>1'41.006</b>	<b>28.233</b>	<b>23.080</b>	<b>27.400</b>	<b>22.293</b>	246.5	7	1'51.719	25.877	26.695	32.868	26.279	240.5	
							8	1'54.573 *	33.288	25.352	31.051*	24.882	240.5	
<b>3rd</b>	<b>97</b>	<b>Xavi VIERGE</b> Petronas Sprinta Raci SPA						9	<b>1'51.025</b>	31.764	24.885	30.042	24.334	243.2
		Runs=1	Total laps=16	Full laps=12			10	<b>1'47.491</b>	30.552	24.184	28.812	23.943	246.0	
1	2'46.642	24.602	27.741	33.498	26.352	231.7	11	<b>1'46.455</b>	30.315	23.864	28.555	23.721	<b>247.7</b>	
2	<b>1'54.874</b>	32.576	26.028	30.945	25.325	241.6	12	<b>1'44.971</b>	29.797	23.580	28.183	23.411	247.1	
3	<b>1'51.626</b>	31.331	24.970	30.437	24.888	243.2	13	<b>1'43.236</b>	29.051	23.384	27.834	22.967	247.7	

**Fastest Lap:** Augusto FERNANDEZ Elf Marc VDS Racing SPA **1'40.930** 28.285 22.943 27.532 22.170

These data/results cannot be reproduced, stored and/or transmitted in whole or in part by any manner of electronic, mechanical, photocopying, recording, broadcasting or otherwise now known or herein after developed without the previous express consent by the copyright owner, except for reproduction in daily press and regular printed publications on sale to the public within 60 days of the event related to those data/results and always provided that copyright symbol appears together as follows below.  
© DORNA, 2021



# Free Practice Nr. 2

# Moto2

Lap	Lap Time	T1	T2	T3	T4	Speed	Lap	Lap Time	T1	T2	T3	T4	Speed
14	1'42.153	28.559	23.139	27.688	22.767	247.7	<b>9th 35 Somkiat CHANTRA</b> IDEMITSU Honda Te THA						
<b>6th 22 Sam LOWES</b> Elf Marc VDS Racing GBR							Runs=2 Total laps=16 Full laps=11						
1	2'56.300	24.683	26.871	32.169	26.375	238.4	1	2'31.848	24.921	27.725	31.775	25.264	237.8
2	1'53.979	32.178	25.468	30.885	25.448	241.6	2	1'51.102	31.051	24.844	30.236	24.971	242.6
3	1'52.102	31.581	24.971	30.522	25.028	241.6	3	1'48.446 P	31.266	25.174	31.135	20.871	241.0
4	1'53.582	31.942	25.462	30.838	25.340	241.0	4	1'52.494	25.249	27.133	32.992	27.120	234.7
5	1'51.852	31.073	24.914	30.588	25.277	242.1	5	1'58.064	34.348	26.487	31.381	25.848	237.3
6	1'54.425 P	33.839	26.294	31.956	22.336	235.2	6	1'54.577	33.411	25.359	30.468	25.339	240.0
7	1'47.906	25.375	25.993	31.158	25.380	237.8	7	1'52.789	32.276	25.299	29.977	25.237	240.0
8	1'52.229	32.479	25.180	30.258	24.312	242.6	8	1'51.698	31.885	24.732	29.215	25.866	243.2
9	1'48.560	31.004	24.306	29.222	24.028	244.8	9	1'49.634	31.174	24.616	29.289	24.555	242.1
10	1'45.896	29.988	23.870	28.586	23.452	244.8	10	1'48.268	30.641	24.547	28.837	24.243	241.6
11	1'44.203	29.188	23.584	28.015	23.416	246.5	11	3'55.884 P	2'34.283	27.882	33.735*	19.984	236.8
12	1'43.692 *	29.239	23.277	28.013	23.163*	246.5	12	1'45.725	24.056	25.486	30.682	25.501	240.0
13	1'42.688	28.929	23.315	27.673	22.771	246.0	13	1'49.104	31.253	24.530	29.272	24.049	242.1
14	1'42.326	28.866	23.231	27.527	22.702	246.0	14	1'45.552	29.663	24.077	28.185	23.627	243.2
15	1'41.615 *	28.68*	23.019	27.239	22.672	246.5	15	1'44.202	29.123	23.759	28.077	23.243	244.8
							16	1'42.421	28.645	23.342	27.451	22.983	245.4
<b>7th 79 Ai OGURA</b> IDEMITSU Honda Te JPN							<b>10th 54 Fermín ALDEGUER</b> +EGO Speed Up SPA						
Runs=1 Total laps=16 Full laps=13							Runs=1 Total laps=14 Full laps=9						
1	2'41.629	27.232	28.303	32.546	27.290	237.3	1	2'29.879	24.130	27.622	31.597	25.939	238.4
2	1'56.012	33.379	25.988	30.667	25.978	241.6	2	1'51.091	30.966	25.046	29.926	25.153	241.6
3	1'53.131	31.703	25.651	30.313	25.464	240.0	3	1'51.251	31.127	25.216	30.001	24.907	242.1
4	1'51.773	31.247	25.304	29.985	25.237	244.3	4	1'50.880	31.046	25.058	29.912	24.864	241.0
5	1'52.267	31.019	25.090	30.852	25.306	244.3	5	1'50.334	30.561	24.743	30.376	24.654	242.1
6	1'52.244	31.314	25.101	30.416	25.413	240.5	6	1'49.292	30.267	24.724	29.687	24.614	241.0
7	1'49.700 P	31.295	25.052	30.429	22.924	242.1	7	1'52.573 P	33.803	26.993	31.520	20.257	236.8
8	1'49.145	27.374	26.679	30.099	24.993	241.0	8	1'52.759	26.585	28.086	32.328	25.760	238.9
9	1'50.577	31.875	25.087	29.095	24.520	243.2	9	1'51.354	32.084	25.021	29.870	24.379	240.5
10	1'49.024	31.853	24.542	28.564	24.065	244.3	10	1'46.953	30.370	24.381	28.572	23.630	243.2
11	1'47.063	30.727	24.130	28.393	23.813	244.8	11	1'45.060	29.539	23.865	28.385	23.271	244.3
12	1'46.112	30.497	23.947	28.173	23.495	246.0	12	1'43.685 *	29.032	23.566	28.005	23.082*	245.4
13	1'44.860	30.263	23.576	27.892	23.129	246.0	13	1'43.272 *	28.93*	23.489	27.834	23.013	246.5
14	1'43.312	29.340	23.494	27.633	22.845	246.5	14	1'42.693	28.507	23.283	27.903	23.000	244.3
15	1'44.385	30.166	23.550	27.556	23.113	245.4							
16	1'42.330	28.967	23.322	27.469	22.572	244.3							
<b>8th 25 Raul FERNANDEZ</b> Red Bull KTM Ajo SPA							<b>11th 62 Stefano MANZI</b> Flexbox HP40 ITA						
Runs=1 Total laps=14 Full laps=11							Runs=1 Total laps=14 Full laps=11						
1	3'09.642	24.839	27.590	33.049	27.091	236.3	1	2'33.859	24.673	27.191	32.134	26.178	240.0
2	1'54.287	31.986	25.521	31.467	25.313	240.5	2	1'52.944	31.796	25.231	31.031	24.886	240.5
3	1'51.713	31.259	24.798	30.471	25.185	243.7	3	1'51.466	31.132	25.028	30.667	24.639	241.0
4	1'50.579	30.900	24.621	30.348	24.710	242.6	4	1'50.226	30.548	24.753	30.369	24.556	244.8
5	1'50.139	30.673	24.689	30.073	24.704	242.1	5	1'49.699	30.510	24.643	30.094	24.452	243.7
6	1'49.846	30.741	24.577	29.845	24.683	244.3	6	1'47.499 P	30.724	24.461	33.851	18.463	234.7
7	1'49.201	30.464	24.527	29.782	24.428	242.6	7	1'52.240	26.355	26.686	32.304	26.895	238.9
8	1'57.131 P	35.04*	28.408	33.705	19.971	218.6	8	1'55.533	33.649	25.708	30.836	25.340	241.0
9	1'45.200	23.777	25.826	30.723	24.874	241.6	9	1'51.704	32.271	25.164	29.659	24.610	244.8
10	1'50.337	31.804	24.521	29.750	24.262	243.7	10	1'47.990	31.120	24.155	28.837	23.878	246.0
11	1'47.090	30.849	24.078	28.627	23.536	247.7	11	1'47.928	30.911	23.752	29.197	24.068	247.1
12	1'48.409	32.112	24.035	28.856	23.406	245.4	12	1'46.551	30.619	23.790	28.827	23.315	244.3
13	1'44.219	29.506	23.413	28.122	23.178	246.5	13	1'44.726	29.961	23.513	28.370	22.882	244.8
14	1'42.387	28.847	23.313	27.455	22.772	247.1	14	1'43.051	29.308	23.309	27.728	22.706	246.0
<b>12th 42 Marcos RAMIREZ</b> American Racing SPA							Runs=1 Total laps=18 Full laps=14						
1	2'15.252	24.823	28.892	34.339	28.467	233.2							

**Fastest Lap:** Augusto FERNANDEZ Elf Marc VDS Racing SPA 1'40.930 28.285 22.943 27.532 22.170

These data/results cannot be reproduced, stored and/or transmitted in whole or in part by any manner of electronic, mechanical, photocopying, recording, broadcasting or otherwise now known or herein after developed without the previous express consent by the copyright owner, except for reproduction in daily press and regular printed publications on sale to the public within 60 days of the event related to those data/results and always provided that copyright symbol appears together as follows below.  
© DORNA, 2021

## Free Practice Nr. 2

## Moto2

Lap	Lap Time	T1	T2	T3	T4	Speed	Lap	Lap Time	T1	T2	T3	T4	Speed			
2	1'59.236	33.481	26.299	32.752	26.704	241.0	<b>15th 72</b>	<b>Marco BEZZECCHI</b>	SKY Racing Team VR ITA				Runs=1 Total laps=15 Full laps=10			
3	1'55.857	32.578	25.655	31.647	25.977	243.2			1	2'23.710	24.481	27.250		31.542	25.740	239.4
4	1'59.890	32.307	25.439	35.332	26.812	203.3			2	1'51.948	31.076	24.728		30.677	25.467	248.2
5	1'55.317	32.307	25.347	31.880	25.783	243.2			3	1'44.517 P	30.686	24.717		30.022	19.092	245.4
6	1'52.184 P	32.157	25.326	33.270	21.431	225.9			4	1'54.546	26.241	27.173		33.784	27.348	238.9
7	1'52.828	24.757	26.964	33.339	27.768	239.4			5	1'59.485	33.849	25.892		33.061	26.683	239.4
8	1'59.197	34.510	25.913	32.296	26.478	240.5			6	1'55.036	33.130	25.603		30.580	25.723	242.6
9	1'56.903	33.476	25.994	31.564	25.869	241.6			7	1'54.970 *	32.65*	25.051		31.884	25.379	242.1
10	1'59.893 *	33.04*	25.357	32.476	29.012	244.3			8	1'50.977	31.945	24.775		29.708	24.549	245.4
11	1'53.102	32.215	24.973	30.529	25.385	244.3			9	1'48.815	30.995	24.239		29.400	24.181	246.5
12	1'50.319	31.538	24.444	29.622	24.715	246.5			10	1'51.995	30.624	27.553		29.543	24.275	246.0
13	1'49.254	30.817	24.488	29.237	24.712	246.0			11	1'46.774	30.402	24.010		28.623	23.739	247.1
14	1'47.629	30.496	24.659	28.542	23.932	247.1			12	1'46.254	30.270	23.832		28.553	23.599	247.7
15	1'47.363	30.205	24.425	28.538	24.195	247.7			13	1'44.899	29.783	23.646		28.262	23.208	247.1
16	1'45.694	29.871	23.805	28.272	23.746	249.4			14	1'43.366	29.307	23.501		27.595	22.963	248.2
17	1'44.585	30.089	23.603	27.879	23.014	247.7			15	1'43.140 *	29.175	23.470		27.610*	22.885	248.2
18	1'43.096	29.044	23.568	27.653	22.831	247.7										
<b>13th 12</b>	<b>Thomas LUTHI</b>	Pertamina Mandalika SWI				<b>16th 24</b>			<b>Simone CORSI</b>	MV Agusta Forward R ITA						
	Runs=1 Total laps=17 Full laps=13					Runs=1 Total laps=14 Full laps=11										
1	2'42.308	27.638	26.717	32.005	25.864	239.4	1	3'13.577	25.013	28.392	35.120	27.176	226.4			
2	2'00.736	32.258	31.647	31.391	25.440	241.6	2	1'59.080	34.076	26.207	32.786	26.011	233.7			
3	1'52.047	31.199	25.047	30.360	25.441	244.3	3	1'55.614	32.203	25.480	32.829	25.102	232.7			
4	1'57.787	31.510	25.395	35.893	24.989	223.1	4	1'53.201	31.743	24.925	31.572	24.961	237.3			
5	1'50.307	30.690	24.796	30.250	24.571	242.6	5	1'53.015	31.458	25.298	31.410	24.849	235.8			
6	1'51.028	30.677	24.942	30.204	25.205	241.6	6	1'57.825	30.795	25.331	36.297	25.402	231.7			
7	1'46.898 P	30.817	25.613	31.296	19.172	238.4	7	1'51.633	30.915	24.773	31.350	24.595	236.3			
8	1'53.548	29.706	26.537	31.641	25.664	239.4	8	1'55.345 P	33.433	26.896	32.849	22.167	229.2			
9	1'55.618	32.615	25.300	32.376	25.327	239.4	9	1'51.480	28.875	26.195	31.303	25.107	232.7			
10	1'51.455	32.032	24.854	30.147	24.422	243.2	10	1'50.096	31.932	24.297	29.646	24.221	241.6			
11	1'49.112	30.806	24.438	29.854	24.014	243.7	11	1'49.846	32.016	24.557	29.515	23.758	241.0			
12	1'47.700	30.428	23.911	29.182	24.179	244.3	12	1'50.755	30.226	23.761	33.277	23.491	242.6			
13	1'47.435	30.723	24.000	29.275	23.437	242.6	13	1'44.572	29.404	23.487	28.511	23.170	244.3			
14	1'45.253	29.705	23.703	28.676	23.169	244.8	14	1'43.482	29.465	23.213	28.014	22.790	244.3			
15	1'43.921	29.302	23.322	28.415	22.882	244.8										
16	1'43.115	28.976	23.318	28.005	22.816	244.8	<b>17th 75</b>	<b>Albert ARENAS</b>	Aspar Team Moto2 SPA							
17	1'52.017 *	35.90*	23.960	28.883	23.265	241.6		Runs=1 Total laps=16 Full laps=13								
<b>14th 44</b>	<b>Aron CANET</b>	Aspar Team Moto2 SPA														
	Runs=1 Total laps=15 Full laps=12															
1	7'00.113	24.675	25.957	31.059	25.680	239.4	1	2'24.272	24.065	27.646	31.584	25.593	238.9			
2	1'52.617	31.886	25.450	30.314	24.967	241.0	2	1'53.734	32.050	25.300	31.246	25.138	239.4			
3	1'50.703	31.130	25.047	29.786	24.740	241.0	3	1'57.292	31.849	25.385	34.872	25.186	236.8			
4	1'49.754	30.709	24.748	29.731	24.566	241.6	4	1'53.875	31.700	26.066	30.829	25.280	240.0			
5	1'49.066	30.376	24.530	29.672	24.488	240.0	5	1'58.314 P	31.751	33.148	32.145	21.270	226.8			
6	1'48.969	30.389	24.478	29.677	24.425	239.4	6	1'52.023	25.957	28.078	32.188	25.800	238.4			
7	1'42.404 P	30.443	24.658	29.781	17.522	239.4	7	1'54.604	33.017	25.120	31.425	25.042	241.6			
8	1'45.251	23.618	25.837	30.709	25.087	241.0	8	1'51.499	32.234	24.809	29.954	24.502	243.7			
9	1'51.791	32.406	25.012	29.782	24.591	242.6	9	1'51.117	32.251	24.710	29.474	24.682	244.8			
10	1'49.998	31.953	24.418	29.251	24.376	243.7	10	1'48.288	30.711	24.331	29.073	24.173	245.4			
11	1'48.099	30.725	24.297	29.022	24.055	244.8	11	1'49.900	31.373	23.955	30.554	24.018	244.8			
12	1'46.171	30.327	23.764	28.454	23.626	246.0	12	1'46.336	30.278	23.819	28.520	23.719	246.5			
13	1'45.003	29.316	23.579	28.258	23.850	245.4	13	1'46.370	30.513	23.803	28.282	23.772	247.1			
14	1'48.874	31.192	23.273	30.808	23.601	239.4	14	1'45.758	30.577	23.563	28.270	23.348	246.5			
15	1'43.348	29.150	23.331	27.751	23.116	246.5	15	1'43.631	29.367	23.367	27.877	23.020	247.7			
							16	1'44.077	29.992	23.384	27.798	22.903	247.1			

**Fastest Lap:** Augusto FERNANDEZ Elf Marc VDS Racing SPA 1'40.930 28.285 22.943 27.532 22.170

These data/results cannot be reproduced, stored and/or transmitted in whole or in part by any manner of electronic, mechanical, photocopying, recording, broadcasting or otherwise now known or herein after developed without the previous express consent by the copyright owner, except for reproduction in daily press and regular printed publications on sale to the public within 60 days of the event related to those data/results and always provided that copyright symbol appears together as follows below.  
© DORNA, 2021

## Free Practice Nr. 2

Moto2

Lap	Lap Time	T1	T2	T3	T4	Speed	Lap	Lap Time	T1	T2	T3	T4	Speed	
<b>18th</b>	<b>9</b>	<b>Jorge NAVARRO</b> +EGO Speed Up SPA						<b>21st</b>	<b>6</b>	<b>Cameron BEAUBIE</b> American Racing USA				
		Runs=2	Total laps=15	Full laps=9					Runs=1	Total laps=19	Full laps=15			
1	2'21.156	23.171	26.950	32.169	25.816	243.2	1	2'36.368	24.922	27.445	32.299	26.173	236.8	
2	<b>1'53.431</b>	31.211	25.513	30.721	25.986	245.4	2	<b>1'53.623</b>	32.204	25.281	30.656	25.482	244.3	
3	<b>1'51.999</b>	31.208	25.061	30.715	25.015	241.6	3	<b>1'50.897</b>	31.241	25.017	29.833	24.806	243.2	
4	<b>1'50.303</b>	30.498	24.794	30.005	25.006	243.2	4	<b>1'50.875</b>	30.506	25.416	29.757	25.196	243.2	
5	1'57.135 P	33.365	26.465	34.555	22.750	232.2	5	<b>1'52.417</b>	31.145	25.184	31.095	24.993	242.6	
6	1'40.999	21.626	24.799	29.881	24.693	242.6	6	<b>1'50.629</b>	31.097	24.937	29.869	24.726	242.6	
7	<b>1'48.001</b>	29.825	24.238	29.516	24.422	242.6	7	<b>1'50.410</b>	30.770	24.891	30.046	24.703	242.1	
8	1'47.027 P	30.404	25.457	31.277	19.889	240.0	8	<b>1'49.449</b>	30.561	24.810	29.574	24.504	242.1	
9	1'46.503	24.148	26.615	30.509	25.231	242.6	9	<b>1'49.325</b>	30.456	24.867	29.531	24.471	242.6	
10	<b>1'50.455</b>	31.619	24.617	29.625	24.594	244.8	10	<b>1'48.709</b>	30.358	24.691	29.360	24.300	242.1	
11	<b>1'48.356</b>	30.384	23.888	29.522	24.562	246.0	11	1'49.227 P	31.969	25.900	30.892	20.466	237.3	
12	<b>1'46.432</b>	30.281	23.821	28.699	23.631	244.3	12	1'48.236	26.485	26.083	30.598	25.070	242.1	
13	<b>1'44.281</b>	29.277	23.381	28.391	23.232	244.8	13	<b>1'49.378</b>	31.526	24.734	29.098	24.020	245.4	
14	<b>1'43.679</b>	29.465	23.358	27.868	22.988	246.0	14	1'47.842 *	30.203	24.208	28.854	24.577*	246.0	
15	1'48.767 *	32.54*	23.848	28.365	24.013	244.8	15	<b>1'45.735</b>	29.722	24.305	28.214	23.494	247.7	
							16	<b>1'43.940</b>	29.453	23.555	27.779	23.153	247.1	
<b>19th</b>	<b>64</b>	<b>Bo BENDSNEYDER</b> Pertamina Mandalika NED						17	<b>1'44.937</b>	28.773	23.406	27.884	24.874	248.2
		Runs=1	Total laps=15	Full laps=12			18	<b>1'44.050</b>	28.933	23.731	27.987	23.399	249.4	
1	2'33.880	23.156	27.648	32.140	26.442	238.4	19	<b>1'44.151</b>	28.411	23.959	28.665	23.116	231.2	
2	<b>1'57.213</b>	32.749	26.393	31.370	26.701	238.9								
3	<b>1'54.650</b>	31.862	25.971	30.859	25.958	238.9	<b>22nd</b>	<b>23</b>	<b>Marcel SCHROTTE</b> Liqui Moly Intact GP GER					
4	<b>1'54.590</b>	31.706	25.963	30.803	26.118	240.0			Runs=1	Total laps=9	Full laps=5			
5	1'55.015 P	36.21*	26.167	32.431	20.204	229.2	1	8'13.355	31.833	27.861	33.677	30.430	232.7	
6	1'56.698 *	24.546	27.355	37.034*	27.763	236.8	2	1'49.170 P	33.007	25.714	31.115	19.334	240.5	
7	<b>1'58.615</b>	34.604	26.152	31.781	26.078	238.9	3	1'46.626	25.689	26.062	30.359	24.516	242.1	
8	<b>1'55.569</b>	33.037	25.686	31.437	25.409	240.5	4	<b>1'50.911</b>	32.105	25.003	29.740	24.063	243.2	
9	<b>1'52.368</b>	32.191	25.310	30.142	24.725	241.6	5	<b>1'47.747</b>	30.834	24.320	28.976	23.617	243.7	
10	<b>1'50.137</b>	31.318	25.009	29.448	24.362	242.1	6	<b>1'46.276</b>	29.919	24.619	28.457	23.281	246.0	
11	<b>1'49.010</b>	30.765	24.893	28.753	24.599	242.6	7	<b>1'44.258</b>	29.440	23.609	28.188	23.021	244.3	
12	<b>1'47.476</b>	30.155	24.468	28.968	23.885	241.0	8	1'43.587 *	29.11*	23.688	27.994	22.791	245.4	
13	<b>1'46.731</b>	29.874	24.376	28.713	23.768	241.0	9	<b>1'43.982</b>	28.555	24.064	28.111	23.252	242.1	
14	<b>1'44.941</b>	29.409	23.927	28.226	23.379	240.5								
15	<b>1'43.771</b>	29.129	23.796	27.884	22.962	242.6	<b>23rd</b>	<b>40</b>	<b>Hector GARZO</b> Flexbox HP40 SPA					
									Runs=1	Total laps=18	Full laps=14			
<b>20th</b>	<b>14</b>	<b>Tony ARBOLINO</b> Liqui Moly Intact GP ITA						1	2'26.819	23.369	27.640	31.798	25.879	237.3
		Runs=1	Total laps=17	Full laps=12			2	<b>1'51.900</b>	31.477	25.230	30.281	24.912	244.3	
1	3'12.442	22.562	26.395	31.574	26.035	242.6	3	<b>1'52.610</b>	31.377	25.271	30.871	25.091	242.6	
2	<b>1'52.027</b>	31.494	25.362	30.314	24.857	243.7	4	<b>1'52.234</b>	31.538	25.341	30.333	25.022	245.4	
3	<b>1'51.459</b>	31.009	24.916	30.466	25.068	243.7	5	<b>1'50.091</b>	30.900	24.632	29.941	24.618	244.3	
4	1'52.506 *	31.021	24.762	31.416*	25.307	244.8	6	<b>1'49.378</b>	30.607	24.544	29.719	24.508	243.7	
5	<b>1'50.216</b>	30.670	24.758	29.997	24.791	243.7	7	<b>1'54.194</b>	30.401	24.273	35.153	24.367	238.9	
6	<b>1'49.973</b>	30.180	24.550	30.571	24.672	244.8	8	<b>1'50.057</b>	30.516	24.551	30.259	24.731	240.5	
7	<b>1'49.289</b>	30.512	24.520	29.898	24.359	243.7	9	1'47.134 P	31.050	25.237	31.441	19.406	236.3	
8	1'52.262 P	35.67*	25.746	31.452	19.391	238.9	10	1'53.757	28.600	27.398	31.824	25.935	238.4	
9	1'50.498	25.623	28.011	31.345	25.519	238.4	11	<b>1'55.195</b>	32.481	25.629	32.298	24.787	240.5	
10	<b>1'50.755</b>	31.702	25.075	29.886	24.092	243.7	12	<b>1'50.890</b>	31.452	24.504	30.758	24.176	244.8	
11	<b>1'48.106</b>	30.841	24.955	28.760	23.550	246.0	13	<b>1'47.081</b>	30.292	24.052	29.075	23.662	246.5	
12	<b>1'52.030</b>	29.987	23.893	33.244	24.906	195.2	14	<b>1'48.700</b>	31.562	24.162	28.920	24.056	247.1	
13	<b>1'45.840</b>	29.986	23.889	28.709	23.256	247.1	15	<b>1'45.627</b>	30.049	23.586	28.679	23.313	246.5	
14	<b>1'43.917</b>	29.359	23.412	28.278	22.868	246.0	16	<b>1'44.059</b>	29.569	23.231	28.274	22.985	246.0	
15	<b>1'43.852</b>	28.824	23.540	28.021	23.467	249.4	17	<b>1'44.020</b>	29.080	23.267	28.478	23.195	246.5	
16	1'43.709 *	29.424	23.494	28.120*	22.671	247.1	18	1'49.651 *	32.80*	24.870	28.596	23.376	247.1	
17	<b>1'45.464</b>	29.610	24.263	28.593	22.998	237.3								

**Fastest Lap:** Augusto FERNANDEZ Elf Marc VDS Racing SPA **1'40.930** 28.285 22.943 27.532 22.170

These data/results cannot be reproduced, stored and/or transmitted in whole or in part by any manner of electronic, mechanical, photocopying, recording, broadcasting or otherwise now known or herein after developed without the previous express consent by the copyright owner, except for reproduction in daily press and regular printed publications on sale to the public within 60 days of the event related to those data/results and always provided that copyright symbol appears together as follows below.  
© DORNA, 2021

## Free Practice Nr. 2

Moto2

Lap	Lap Time	T1	T2	T3	T4	Speed	Lap	Lap Time	T1	T2	T3	T4	Speed	
<b>24th</b>	<b>7</b>	<b>Lorenzo BALDA</b> MV Agusta Forward R ITA						4	1'59.683 P	34.658	28.962	35.066	20.997	169.5
		Runs=1	Total laps=13	Full laps=9			5	2'01.312	28.680	29.163	35.050	28.419	224.0	
1	8'19.304	24.374	26.682	31.032	25.682	234.7	6	<b>2'05.096</b>	37.969	27.150	32.547	27.430	232.2	
2	<b>1'50.961</b>	31.249	24.825	29.974	24.913	239.4	7	<b>1'59.593</b>	35.276	26.067	31.750	26.500	234.2	
3	1'49.037 P	31.324	26.632	31.572	19.509	232.2	8	1'57.570 *	34.451*	25.718	31.128	26.268	236.3	
4	1'52.472	25.099	27.651	32.739	26.983	231.7	9	<b>1'55.729</b>	33.979	25.317	30.631	25.802	240.0	
5	<b>1'58.093</b>	34.499	26.410	31.405	25.779	235.8	10	<b>1'54.056</b>	33.539	25.032	29.949	25.536	240.0	
6	<b>1'52.644</b>	32.388	25.041	30.340	24.875	236.8	11	<b>1'52.245</b>	32.621	24.735	29.798	25.091	239.4	
7	<b>1'50.091</b>	31.409	24.513	29.689	24.480	237.8	12	<b>1'51.134</b>	32.414	24.517	29.386	24.817	238.4	
8	<b>1'48.277</b>	30.756	24.172	29.285	24.064	239.4	13	<b>1'49.192</b>	31.926	24.305	28.723	24.238	242.1	
9	<b>1'46.609</b>	30.255	23.868	28.702	23.784	240.0	14	<b>1'46.703</b>	30.736	23.904	28.365	23.698	244.3	
10	<b>1'46.241</b>	29.994	23.781	28.740	23.726	239.4	15	<b>1'46.540</b>	30.149	23.905	28.821	23.665	244.3	
11	<b>1'45.837</b>	29.859	23.858	28.594	23.526	237.8	16	<b>1'44.565</b>	<b>29.651</b>	<b>23.432</b>	<b>28.167</b>	<b>23.315</b>	242.6	
12	<b>1'44.180</b>	<b>29.108</b>	<b>23.406</b>	28.248	23.418	<b>241.0</b>								
13	1'44.176 *	29.33 *	23.456	<b>28.111</b>	<b>23.278</b>	240.0	<b>28th</b>	<b>11</b>	<b>Nicolò BULEGA</b> Federal Oil Gresini M ITA					
									Runs=1	Total laps=9	Full laps=5			
							1	2'42.689	27.538	27.794	31.543	25.833	241.6	
							2	<b>1'56.367</b>	32.556	28.243	30.697	24.871	243.7	
							3	1'48.121 P	31.316	25.284	30.159	21.362	244.3	
							4	1'46.319	24.230	26.137	30.847	25.105	237.8	
							5	<b>1'49.782</b>	31.614	24.828	29.023	24.317	244.8	
							6	<b>1'47.907</b>	30.746	24.202	28.868	24.091	246.5	
							7	<b>1'45.640</b>	30.038	23.917	28.295	23.390	246.5	
							8	<b>1'44.725</b>	<b>29.626</b>	<b>23.824</b>	28.026	23.249	245.4	
							9	1'44.949 *	29.84*	24.310	<b>27.861</b>	<b>22.932</b>	<b>247.1</b>	
<b>25th</b>	<b>21</b>	<b>Fabio DI GIANNANT</b> Federal Oil Gresini M ITA						<b>29th</b>	<b>16</b>	<b>Joe ROBERTS</b> Italtrans Racing Team USA				
		Runs=1	Total laps=14	Full laps=10					Runs=1	Total laps=11	Full laps=8			
1	2'47.000	23.465	27.140	32.083	26.233	241.0	1	2'46.952	23.417	27.278	32.062	26.411	237.3	
2	<b>1'53.216</b>	31.898	25.501	30.662	25.155	240.5	2	<b>1'55.240</b>	32.483	26.254	31.095	25.408	239.4	
3	<b>1'51.021</b>	30.938	25.102	30.170	24.811	<b>243.2</b>	3	<b>1'52.398</b>	31.273	25.529	30.436	25.160	239.4	
4	<b>1'50.551</b>	30.924	24.734	29.923	24.970	242.1	4	1'50.133 P	31.856	26.176	32.127	19.974	232.2	
5	<b>1'49.969</b>	30.612	24.727	29.860	24.770	242.6	5	1'51.458	26.095	27.114	31.931	26.318	233.7	
6	<b>1'59.042</b>	30.759	24.564	37.285	26.434	233.2	6	<b>1'53.560</b>	33.277	25.430	30.129	24.724	238.4	
7	<b>1'49.237</b>	30.237	24.468	29.787	24.745	241.0	7	<b>1'50.038</b>	31.675	24.881	29.166	24.316	240.5	
8	1'54.518 P	34.00*	26.845	33.292*	20.379	234.2	8	<b>1'47.976</b>	30.873	24.470	28.773	23.860	242.1	
9	1'45.629	23.534	25.716	31.121	25.258	238.4	9	<b>1'48.041</b>	30.960	24.506	28.828	23.747	<b>245.4</b>	
10	<b>1'50.420</b>	31.710	24.591	29.573	24.546	242.1	10	<b>1'45.608</b>	30.076	<b>24.116</b>	28.082	<b>23.334</b>	242.6	
11	<b>1'47.882</b>	30.699	24.330	28.921	23.932	242.1	11	<b>1'44.861</b>	<b>29.301</b>	24.289	<b>27.768</b>	23.503	243.2	
12	<b>1'45.848</b>	30.165	23.759	28.523	23.401	242.6								
13	<b>1'44.218</b>	<b>29.523</b>	<b>23.570</b>	<b>28.067</b>	<b>23.058</b>	242.6	<b>30th</b>	<b>70</b>	<b>Barry BALTUS</b> NTS RW Racing GP BEL					
14	1'47.629 *	30.431*	24.940	28.757	23.502	241.6			Runs=1	Total laps=15	Full laps=11			
							1	2'19.922	23.660	27.157	31.745	25.693	234.2	
<b>26th</b>	<b>27</b>	<b>Mattia CASADEI</b> Italtrans Racing Team ITA						2	<b>1'54.122</b>	32.030	25.778	30.646	25.668	240.0
		Runs=1	Total laps=15	Full laps=12			3	<b>1'52.753</b>	31.300	25.047	31.453	24.953	238.4	
1	2'18.863	24.791	27.233	31.833	26.020	236.3	4	<b>1'50.834</b>	30.879	24.922	30.188	24.845	240.0	
2	<b>1'54.201</b>	31.404	25.430	31.990	25.377	235.8	5	<b>1'51.027</b>	30.933	24.898	30.251	24.945	238.4	
3	<b>1'51.484</b>	31.256	24.976	30.406	24.846	239.4	6	1'45.703 P	30.909	24.676	30.239	19.879	239.4	
4	<b>1'50.457</b>	30.689	24.783	30.285	24.700	239.4	7	1'48.430	23.817	26.855	31.655	26.103	239.4	
5	<b>1'52.090</b>	30.642	24.753	31.636	25.059	234.7	8	<b>1'53.957</b>	32.839	25.323	30.615	25.180	241.6	
6	1'47.616 P	31.181	25.058	30.519	20.858	236.8	9	<b>1'52.096</b>	31.933	25.031	30.284	24.848	242.1	
7	1'53.291	26.020	27.663	33.026	26.582	233.2	10	<b>1'50.614</b>	31.654	24.525	29.738	24.697	242.6	
8	<b>1'56.456</b>	33.577	26.001	31.426	25.452	237.3	11	<b>1'49.797</b>	31.294	24.442	29.733	24.328	<b>244.8</b>	
9	<b>1'51.767</b>	32.250	24.897	30.004	24.616	241.0	12	<b>1'47.810</b>	30.768	24.077	28.971	23.994	243.7	
10	<b>1'49.440</b>	30.999	24.467	29.754	24.220	241.0	13	<b>1'47.465</b>	30.426	24.054	29.027	23.958	242.6	
11	<b>1'48.272</b>	30.865	24.284	29.224	23.899	242.6	14	<b>1'46.332</b>	<b>30.085</b>	23.810	28.720	23.717	242.6	
12	<b>1'46.959</b>	30.349	23.852	29.054	23.704	243.2								
13	<b>1'46.455</b>	29.936	23.892	29.070	23.557	243.2								
14	<b>1'46.103</b>	29.779	23.917	28.752	23.655	242.1								
15	<b>1'44.444</b>	<b>29.377</b>	<b>23.665</b>	<b>28.247</b>	<b>23.155</b>	<b>244.3</b>								
<b>27th</b>	<b>10</b>	<b>Tommaso MARCON</b> NTS RW Racing GP ITA												
		Runs=1	Total laps=16	Full laps=12										
1	2'19.748	24.484	27.779	32.539	26.394	225.9								
2	<b>1'56.419</b>	33.326	25.845	31.527	25.721	239.4								
3	<b>1'54.373</b>	32.375	25.252	30.869	25.877	240.0								

**Fastest Lap:** Augusto FERNANDEZ Elf Marc VDS Racing SPA **1'40.930** 28.285 22.943 27.532 22.170

These data/results cannot be reproduced, stored and/or transmitted in whole or in part by any manner of electronic, mechanical, photocopying, recording, broadcasting or otherwise now known or herein after developed without the previous express consent by the copyright owner, except for reproduction in daily press and regular printed publications on sale to the public within 60 days of the event related to those data/results and always provided that copyright symbol appears together as follows below.  
© DORNA, 2021



# Free Practice Nr. 2

Moto2

Lap	Lap Time	T1	T2	T3	T4	Speed	Lap	Lap Time	T1	T2	T3	T4	Speed
15	1'45.387 *	29.751*	23.798	28.352	23.479	242.1							

<b>Fastest Lap:</b>	Augusto FERNANDEZ	Elf Marc VDS Racing	SPA	<b>1'40.930</b>	28.285	22.943	27.532	22.170
---------------------	-------------------	---------------------	-----	-----------------	--------	--------	--------	--------

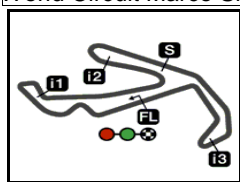
These data/results cannot be reproduced, stored and/or transmitted in whole or in part by any manner of electronic, mechanical, photocopying, recording, broadcasting or otherwise now known or herein after developed without the previous express consent by the copyright owner, except for reproduction in daily press and regular printed publications on sale to the public within 60 days of the event related to those data/results and always provided that copyright symbol appears together as follows below.  
© DORNA, 2021

Official MotoGP Timing by **TISSOT**  
www.motogp.com

Misano Adriatico, Friday, October 22, 2021

Page 6 of 6





4226 m.

## GP NOLAN DEL MADE IN ITALY E DELL'EMILIA-ROMAGNA

## Free Practice Nr. 2

## Best Partial Times

Moto2™

IT Ideal Lap Time, sum of the best partial times

BT Best Lap Time

T1		T2		T3		T4				IT	BT	
Pos	Rider	Time	Rider	Time	Rider	Time	Rider	Time	Pos	Rider	IT	BT
1	X.VIERGE	28.231	A.FERNANDEZ	22.943	S.LOWES	27.239	A.FERNANDEZ	22.170	1	A.FERNANDEZ	1'40.914	1'40.930 (1)
2	R.GARDNER	28.233	X.VIERGE	22.983	X.VIERGE	27.314	R.GARDNER	22.293	2	R.GARDNER	1'41.006	1'41.006 (2)
3	A.FERNANDEZ	28.285	S.LOWES	23.019	J.DIXON	27.395	X.VIERGE	22.484	3	X.VIERGE	1'41.012	1'41.012 (3)
4	J.DIXON	28.316	R.GARDNER	23.080	R.GARDNER	27.400	J.DIXON	22.568	4	J.DIXON	1'41.446	1'41.446 (4)
5	C.BEAUBIER	28.411	C.VIETTI	23.139	S.CHANTRA	27.451	A.OGURA	22.572	5	S.LOWES	1'41.796	1'42.326 (6)
6	F.ALDEGUER	28.507	J.DIXON	23.167	R.FERNANDEZ	27.455	T.ARBOLINO	22.671	6	C.VIETTI	1'42.153	1'42.153 (5)
7	M.SCHROTTER	28.555	S.CORSI	23.213	A.OGURA	27.469	S.LOWES	22.672	7	A.OGURA	1'42.330	1'42.330 (7)
8	C.VIETTI	28.559	H.GARZO	23.231	A.FERNANDEZ	27.516	S.MANZI	22.706	8	R.FERNANDEZ	1'42.387	1'42.387 (8)
9	S.CHANTRA	28.645	A.CANET	23.273	M.BEZZECCHI	27.595	C.VIETTI	22.767	9	S.CHANTRA	1'42.421	1'42.421 (9)
10	T.ARBOLINO	28.824	F.ALDEGUER	23.283	M.RAMIREZ	27.653	R.FERNANDEZ	22.772	10	F.ALDEGUER	1'42.624	1'42.693 (10)
11	R.FERNANDEZ	28.847	S.MANZI	23.309	C.VIETTI	27.688	S.CORSI	22.790	11	C.BEAUBIER	1'42.712	1'43.940 (21)
12	S.LOWES	28.866	R.FERNANDEZ	23.313	S.MANZI	27.728	M.SCHROTTER	22.791	12	T.ARBOLINO	1'42.928	1'43.852 (20)
13	A.OGURA	28.967	T.LUTHI	23.318	A.CANET	27.751	T.LUTHI	22.816	13	M.SCHROTTE	1'42.949	1'43.982 (22)
14	T.LUTHI	28.976	A.OGURA	23.322	J.ROBERTS	27.768	M.RAMIREZ	22.831	14	S.MANZI	1'43.051	1'43.051 (11)
15	M.RAMIREZ	29.044	S.CHANTRA	23.342	C.BEAUBIER	27.779	M.BEZZECCHI	22.885	15	M.RAMIREZ	1'43.096	1'43.096 (12)
16	H.GARZO	29.080	J.NAVARRO	23.358	A.ARENAS	27.798	A.ARENAS	22.903	16	T.LUTHI	1'43.115	1'43.115 (13)
17	L.BALDASSARRI	29.108	A.ARENAS	23.367	F.ALDEGUER	27.834	N.BULEGA	22.932	17	M.BEZZECCHI	1'43.125	1'43.366 (15)
18	B.BENDSNEYDE	29.129	C.BEAUBIER	23.406	N.BULEGA	27.861	B.BENDSNEYDE	22.962	18	A.CANET	1'43.290	1'43.348 (14)
19	A.CANET	29.150	L.BALDASSARRI	23.406	J.NAVARRO	27.868	S.CHANTRA	22.983	19	S.CORSI	1'43.421	1'43.482 (16)
20	M.BEZZECCHI	29.175	T.ARBOLINO	23.412	B.BENDSNEYDE	27.884	H.GARZO	22.985	20	A.ARENAS	1'43.435	1'43.631 (17)
21	J.NAVARRO	29.277	T.MARCON	23.432	M.SCHROTTER	27.994	J.NAVARRO	22.988	21	J.NAVARRO	1'43.491	1'43.679 (18)
22	J.ROBERTS	29.301	M.BEZZECCHI	23.470	T.LUTHI	28.005	F.ALDEGUER	23.000	22	H.GARZO	1'43.570	1'44.020 (23)
23	S.MANZI	29.308	M.RAMIREZ	23.568	S.CORSI	28.014	F.DI GIANNANTO	23.058	23	B.BENDSNEY	1'43.771	1'43.771 (19)
24	A.ARENAS	29.367	F.DI GIANNANTO	23.570	T.ARBOLINO	28.021	C.BEAUBIER	23.116	24	L.BALDASSAR	1'43.903	1'44.180 (24)

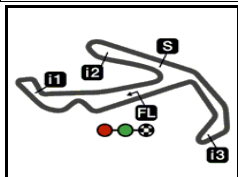
These data/results cannot be reproduced, stored and/or transmitted in whole or in part by any manner of electronic, mechanical, photocopying, recording, broadcasting or otherwise now known or herein after developed without the previous express consent by the copyright owner, except for reproduction in daily press and regular printed publications on sale to the public within 60 days of the event related to those data/results and always provided that copyright symbol appears together as follows below.

© DORNA, 2021

Official MotoGP Timing by TISSOT  
www.motogp.com

moto2™





4226 m.

## GP NOLAN DEL MADE IN ITALY E DELL'EMILIA-ROMAGNA

## Free Practice Nr. 2

## Best Partial Times

Moto2™

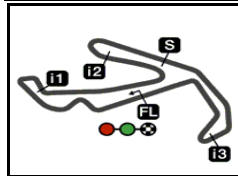
*IT* Ideal Lap Time, sum of the best partial times*BT* Best Lap Time

<b>T1</b>		<b>T2</b>		<b>T3</b>		<b>T4</b>				<i>IT</i>	<i>BT</i>	
<i>Pos</i>	<i>Rider</i>	<i>Time</i>	<i>Rider</i>	<i>Time</i>	<i>Rider</i>	<i>Time</i>	<i>Rider</i>	<i>Time</i>	<i>Pos</i>	<i>Rider</i>		
25	M.CASADEI	29.377	M.SCHROTTER	23.609	F.DI GIANNANTO	28.067	A.CANET	23.116	25	F.DI GIANNAN	1'44.218	1'44.218 (25)
26	S.CORSI	29.404	M.CASADEI	23.665	L.BALDASSARRI	28.111	M.CASADEI	23.155	26	N.BULEGA	1'44.243	1'44.725 (28)
27	F.DI GIANNANTO	29.523	B.BENDSNEYDE	23.796	T.MARCON	28.167	L.BALDASSARRI	23.278	27	M.CASADEI	1'44.444	1'44.444 (26)
28	N.BULEGA	29.626	B.BALTUS	23.798	M.CASADEI	28.247	T.MARCON	23.315	28	J.ROBERTS	1'44.519	1'44.861 (29)
29	T.MARCON	29.651	N.BULEGA	23.824	H.GARZO	28.274	J.ROBERTS	23.334	29	T.MARCON	1'44.565	1'44.565 (27)
30	B.BALTUS	30.085	J.ROBERTS	24.116	B.BALTUS	28.352	B.BALTUS	23.479	30	B.BALTUS	1'45.714	1'46.332 (30)

These data/results cannot be reproduced, stored and/or transmitted in whole or in part by any manner of electronic, mechanical, photocopying, recording, broadcasting or otherwise now known or herein after developed without the previous express consent by the copyright owner, except for reproduction in daily press and regular printed publications on sale to the public within 60 days of the event related to those data/results and always provided that copyright symbol appears together as follows below.  
© DORNA, 2021

Official MotoGP Timing by TISSOT  
www.motogp.com






4226 m.

## GP NOLAN DEL MADE IN ITALY E DELL'EMILIA-ROMAGNA

## Free Practice Nr. 2

## Fastest Laps Sequence

<i>Practice Time</i>	 <i>Rider</i>	<i>Nation</i>	<i>Motorcycle</i>	<i>Time</i>	<i>Km/h</i>	<i>Rider's Lap</i>
4'13.064	27 <b>Mattia CASADEI</b>	ITA	KALEX	<b>1'54.201</b>	133.2	2
4'14.012	87 <b>Remy GARDNER</b>	AUS	KALEX	<b>1'52.155</b>	135.6	2
4'14.385	96 <b>Jake DIXON</b>	GBR	KALEX	<b>1'51.449</b>	136.5	2
4'20.970	54 <b>Fermín ALDEGUER</b>	SPA	BOSCOSCURO	<b>1'51.091</b>	136.9	2
6'03.607	87 <b>Remy GARDNER</b>	AUS	KALEX	<b>1'49.595</b>	138.8	3
7'53.070	87 <b>Remy GARDNER</b>	AUS	KALEX	<b>1'49.463</b>	138.9	4
9'42.477	87 <b>Remy GARDNER</b>	AUS	KALEX	<b>1'49.407</b>	139.0	5
9'44.666	96 <b>Jake DIXON</b>	GBR	KALEX	<b>1'49.211</b>	139.3	5
13'35.883	37 <b>Augusto FERNANDEZ</b>	SPA	KALEX	<b>1'48.162</b>	140.6	6
18'20.542	9 <b>Jorge NAVARRO</b>	SPA	BOSCOSCURO	<b>1'48.001</b>	140.8	7
27'25.232	87 <b>Remy GARDNER</b>	AUS	KALEX	<b>1'47.666</b>	141.3	11
29'11.956	87 <b>Remy GARDNER</b>	AUS	KALEX	<b>1'46.724</b>	142.5	12
30'57.477	87 <b>Remy GARDNER</b>	AUS	KALEX	<b>1'45.521</b>	144.1	13
31'31.742	37 <b>Augusto FERNANDEZ</b>	SPA	KALEX	<b>1'45.362</b>	144.3	11
32'42.643	87 <b>Remy GARDNER</b>	AUS	KALEX	<b>1'45.166</b>	144.6	14
33'15.958	37 <b>Augusto FERNANDEZ</b>	SPA	KALEX	<b>1'44.216</b>	145.9	12
33'41.640	22 <b>Sam LOWES</b>	GBR	KALEX	<b>1'44.203</b>	145.9	11
34'59.456	37 <b>Augusto FERNANDEZ</b>	SPA	KALEX	<b>1'43.498</b>	146.9	13
36'41.743	37 <b>Augusto FERNANDEZ</b>	SPA	KALEX	<b>1'42.287</b>	148.7	14
37'52.744	87 <b>Remy GARDNER</b>	AUS	KALEX	<b>1'42.062</b>	149.0	17
38'22.673	37 <b>Augusto FERNANDEZ</b>	SPA	KALEX	<b>1'40.930</b>	150.7	15

These data/results cannot be reproduced, stored and/or transmitted in whole or in part by any manner of electronic, mechanical, photocopying, recording, broadcasting or otherwise now known or herein after developed without the previous express consent by the copyright owner, except for reproduction in daily press and regular printed publications on sale to the public within 60 days of the event related to those data/results and always provided that copyright symbol appears together as follows below.

© DORNA, 2021

Official MotoGP Timing by TISSOT  
www.motogp.com

Misano Adriatico, Friday, October 22, 2021

