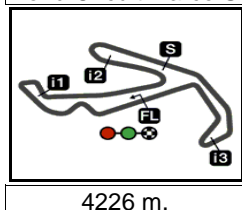


## GP NOLAN DEL MADE IN ITALY E DELL'EMILIA-ROMAGNA


## Free Practice Nr. 2

## Classification

6



4226 m.

		Rider	Nation	Team	Motorcycle	Time	Lap Total	Gap	Top Speed
1	43	Jack MILLER	AUS	Ducati Lenovo Team	DUCATI	<b>1'41.305</b>	10 16		<b>295.0</b>
2	5	Johann ZARCO	FRA	Pramac Racing	DUCATI	<b>1'42.232</b>	19 19	0.927 0.927	<b>294.2</b>
3	41	Aleix ESPARGARO	SPA	Aprilia Racing Team Gresini	APRILIA	<b>1'42.291</b>	17 17	0.986 0.059	<b>289.5</b>
4	27	Iker LECUONA	SPA	Tech 3 KTM Factory Racing	KTM	<b>1'42.576</b>	8 22	1.271 0.285	<b>285.7</b>
5	88	Miguel OLIVEIRA	POR	Red Bull KTM Factory Racing	KTM	<b>1'42.591</b>	16 21	1.286 0.015	<b>288.0</b>
6	10	Luca MARINI	ITA	SKY VR46 Avintia	DUCATI	<b>1'42.601</b>	16 16	1.296 0.010	<b>290.3</b>
7	32	Lorenzo SAVADORI	ITA	Aprilia Racing Team Gresini	APRILIA	<b>1'42.615</b>	17 18	1.310 0.014	<b>286.4</b>
8	63	Francesco BAGNAIA	ITA	Ducati Lenovo Team	DUCATI	<b>1'42.669</b>	5 21	1.364 0.054	<b>292.6</b>
9	9	Daniilo PETRUCCI	ITA	Tech 3 KTM Factory Racing	KTM	<b>1'42.775</b>	18 18	1.470 0.106	<b>285.7</b>
10	89	Jorge MARTIN	SPA	Pramac Racing	DUCATI	<b>1'42.809</b>	19 21	1.504 0.034	<b>295.0</b>
11	36	Joan MIR	SPA	Team SUZUKI ECSTAR	SUZUKI	<b>1'42.842</b>	11 17	1.537 0.033	<b>288.7</b>
12	23	Enea BASTIANINI	ITA	Avintia Esponsorama	DUCATI	<b>1'42.842</b>	18 18	1.537	<b>291.8</b>
13	73	Alex MARQUEZ	SPA	LCR Honda CASTROL	HONDA	<b>1'42.879</b>	12 17	1.574 0.037	<b>291.1</b>
14	93	Marc MARQUEZ	SPA	Repsol Honda Team	HONDA	<b>1'42.883</b>	6 18	1.578 0.004	<b>290.3</b>
15	42	Alex RINS	SPA	Team SUZUKI ECSTAR	SUZUKI	<b>1'42.944</b>	18 18	1.639 0.061	<b>290.3</b>
16	20	Fabio QUARTARARO	FRA	Monster Energy Yamaha MotoGP	YAMAHA	<b>1'43.097</b>	9 19	1.792 0.153	<b>287.2</b>
17	33	Brad BINDER	RSA	Red Bull KTM Factory Racing	KTM	<b>1'43.237</b>	20 22	1.932 0.140	<b>286.4</b>
18	51	Michele PIRRO	ITA	Ducati Lenovo Team	DUCATI	<b>1'43.413</b>	6 13	2.108 0.176	<b>286.4</b>
19	44	Pol ESPARGARO	SPA	Repsol Honda Team	HONDA	<b>1'43.470</b>	8 17	2.165 0.057	<b>289.5</b>
20	21	Franco MORBIDELLI	ITA	Monster Energy Yamaha MotoGP	YAMAHA	<b>1'43.585</b>	18 18	2.280 0.115	<b>284.2</b>
21	12	Maverick VIÑALES	SPA	Aprilia Racing Team Gresini	APRILIA	<b>1'43.679</b>	16 16	2.374 0.094	<b>291.1</b>
22	46	Valentino ROSSI	ITA	Petronas Yamaha SRT	YAMAHA	<b>1'43.789</b>	19 19	2.484 0.110	<b>286.4</b>
23	30	Takaaki NAKAGAMI	JPN	LCR Honda IDEMITSU	HONDA	<b>1'44.075</b>	21 21	2.770 0.286	<b>288.7</b>
24	4	Andrea DOVIZIOSO	ITA	Petronas Yamaha SRT	YAMAHA	<b>1'44.643</b>	10 16	3.338 0.568	<b>285.7</b>

Practice condition: **Wet**

Air: 20°

Humidity: 75%

Ground: 20°

<b>Fastest Lap:</b>	Lap: 10	<b>Jack MILLER</b>	<b>1'41.305</b>	150.1 Km/h
<b>Best Race Lap:</b>	2021	<b>Enea BASTIANINI</b>	<b>1'32.242</b>	164.9 Km/h
<b>All Time Lap Record:</b>	2021	<b>Francesco BAGNAIA</b>	<b>1'31.065</b>	167.0 Km/h

The results are provisional until the end of the limit for protest and appeals.

Time limit for protest expires 30' after publication of the results - ..... Time: .....

These data/results cannot be reproduced, stored and/or transmitted in whole or in part by any manner of electronic, mechanical, photocopying, recording, broadcasting or otherwise now known or herein after developed without the previous express consent by the copyright owner, except for reproduction in daily press and regular printed publications on sale to the public within 60 days of the event related to those data/results and always provided that copyright symbol appears together as follows below.

© DORNA, 2021

Official MotoGP Timing by TISSOT  
www.motogp.com

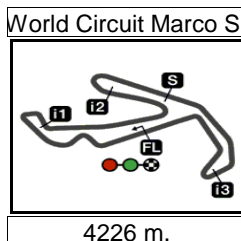
Misano Adriatico, Friday, October 22, 2021




## GP NOLAN DEL MADE IN ITALY E DELL'EMILIA-ROMAGNA

## Free Practice Nr. 2

## Combined Free Practice Times



7

	Rider	Nation	Team	MOTORCYCLE	FP1	FP2	Gap
1	43 J.MILLER	AUS	Ducati Lenovo Team	DUCATI	1'43.999	6 <b>1'41.305</b>	10
2	5 J.ZARCO	FRA	Pramac Racing	DUCATI	1'42.374	19 <b>1'42.232</b>	0.927 0.927
3	41 A.ESPARGARO	SPA	Aprilia Racing Team Gresini	APRILIA	1'45.656	15 <b>1'42.291</b>	0.986 0.059
4	27 I.LECUONA	SPA	Tech 3 KTM Factory Racing	KTM	1'44.405	16 <b>1'42.576</b>	8 1.271 0.285
5	88 M.OLIVEIRA	POR	Red Bull KTM Factory Racing	KTM	1'44.243	20 <b>1'42.591</b>	16 1.286 0.015
6	10 L.MARINI	ITA	SKY VR46 Avintia	DUCATI	1'44.575	15 <b>1'42.601</b>	16 1.296 0.010
7	32 L.SAVADORI	ITA	Aprilia Racing Team Gresini	APRILIA	1'46.966	5 <b>1'42.615</b>	17 1.310 0.014
8	63 F.BAGNAIA	ITA	Ducati Lenovo Team	DUCATI	1'44.183	17 <b>1'42.669</b>	5 1.364 0.054
9	9 D.PETRUCCI	ITA	Tech 3 KTM Factory Racing	KTM	1'44.324	17 <b>1'42.775</b>	18 1.470 0.106
10	89 J.MARTIN	SPA	Pramac Racing	DUCATI	1'44.041	19 <b>1'42.809</b>	19 1.504 0.034
11	36 J.MIR	SPA	Team SUZUKI ECSTAR	SUZUKI	1'44.513	16 <b>1'42.842</b>	11 1.537 0.033
12	23 E.BASTIANINI	ITA	Avintia Esponsorama	DUCATI	1'45.853	13 <b>1'42.842</b>	18 1.537
13	73 A.MARQUEZ	SPA	LCR Honda CASTROL	HONDA	1'45.011	18 <b>1'42.879</b>	12 1.574 0.037
14	93 M.MARQUEZ	SPA	Repsol Honda Team	HONDA	1'43.791	20 <b>1'42.883</b>	6 1.578 0.004
15	42 A.RINS	SPA	Team SUZUKI ECSTAR	SUZUKI	1'45.221	18 <b>1'42.944</b>	18 1.639 0.061
16	20 F.QUARTARARO	FRA	Monster Energy Yamaha MotoGP	YAMAHA	1'45.477	20 <b>1'43.097</b>	9 1.792 0.153
17	33 B.BINDER	RSA	Red Bull KTM Factory Racing	KTM	1'46.152	14 <b>1'43.237</b>	20 1.932 0.140
18	51 M.PIRRO	ITA	Ducati Lenovo Team	DUCATI	1'44.888	13 <b>1'43.413</b>	6 2.108 0.176
19	44 P.ESPARGARO	SPA	Repsol Honda Team	HONDA	1'45.204	19 <b>1'43.470</b>	8 2.165 0.057
20	21 F.MORBIDELLI	ITA	Monster Energy Yamaha MotoGP	YAMAHA	1'44.054	13 <b>1'43.585</b>	18 2.280 0.115
21	12 M.VIÑALES	SPA	Aprilia Racing Team Gresini	APRILIA	1'45.445	16 <b>1'43.679</b>	16 2.374 0.094
22	46 V.ROSSI	ITA	Petronas Yamaha SRT	YAMAHA	1'44.751	14 <b>1'43.789</b>	19 2.484 0.110
23	30 T.NAKAGAMI	JPN	LCR Honda IDEMITSU	HONDA	1'46.046	18 <b>1'44.075</b>	21 2.770 0.286
24	4 A.DOVIZIOSO	ITA	Petronas Yamaha SRT	YAMAHA	1'45.881	16 <b>1'44.643</b>	10 3.338 0.568

<b>Pole Position Record:</b>	2021	<b>Francesco BAGNAIA</b>	<b>1'31.065</b>	167.0 Km/h
<b>Best Race Lap:</b>	2021	<b>Enea BASTIANINI</b>	<b>1'32.242</b>	164.9 Km/h
<b>All Time Lap Record:</b>	2021	<b>Francesco BAGNAIA</b>	<b>1'31.065</b>	167.0 Km/h

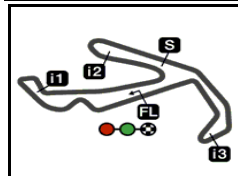
The results are provisional until the end of the limit for protest and appeals.

Time limit for protest expires 60' after publication of the results - ..... Time: .....

These data/results cannot be reproduced, stored and/or transmitted in whole or in part by any manner of electronic, mechanical, photocopying, recording, broadcasting or otherwise now known or herein after developed without the previous express consent by the copyright owner, except for reproduction in daily press and regular printed publications on sale to the public within 60 days of the event related to those data/results and always provided that copyright symbol appears together as follows below.

© DORNA, 2021





4226 m.

## GP NOLAN DEL MADE IN ITALY E DELL'EMILIA-ROMAGNA

## Free Practice Nr. 2

## Top Speed &amp; Average

8



Rider	Nation	Motorcycle	Top 5 speeds					Average	Top
43 Jack MILLER	AUS	DUCATI	295.0	294.2	293.4	293.4	293.4	293.9	295.0
89 Jorge MARTIN	SPA	DUCATI	295.0	294.2	293.4	292.6	289.5	292.4	295.0
5 Johann ZARCO	FRA	DUCATI	294.2	294.2	294.2	292.6	292.6	293.4	294.2
63 Francesco BAGNAIA	ITA	DUCATI	292.6	292.6	291.1	291.1	290.3	291.1	292.6
23 Enea BASTIANINI	ITA	DUCATI	291.8	289.5	288.0	288.0	287.2	288.9	291.8
12 Maverick VIÑALES	SPA	APRILIA	291.1	290.3	290.3	290.3	289.5	290.0	291.1
73 Alex MARQUEZ	SPA	HONDA	291.1	291.1	290.3	288.7	288.0	289.8	291.1
10 Luca MARINI	ITA	DUCATI	290.3	288.0	288.0	286.4	286.4	287.8	290.3
42 Alex RINS	SPA	SUZUKI	290.3	289.5	288.7	288.7	288.7	289.2	290.3
93 Marc MARQUEZ	SPA	HONDA	290.3	289.5	288.7	288.0	285.7	288.0	290.3
41 Aleix ESPARGARO	SPA	APRILIA	289.5	288.7	288.7	288.0	288.0	288.4	289.5
44 Pol ESPARGARO	SPA	HONDA	289.5	288.7	287.2	287.2	286.4	287.6	289.5
30 Takaaki NAKAGAMI	JPN	HONDA	288.7	286.4	285.7	285.7	284.9	285.8	288.7
36 Joan MIR	SPA	SUZUKI	288.7	288.0	287.2	286.4	286.4	287.2	288.7
88 Miguel OLIVEIRA	POR	KTM	288.0	287.2	286.4	286.4	286.4	286.8	288.0
20 Fabio QUARTARARO	FRA	YAMAHA	287.2	285.7	285.7	285.7	285.7	286.0	287.2
32 Lorenzo SAVADORI	ITA	APRILIA	286.4	285.7	285.7	285.7	285.7	285.8	286.4
33 Brad BINDER	RSA	KTM	286.4	285.7	285.7	284.9	284.2	285.0	286.4
46 Valentino ROSSI	ITA	YAMAHA	286.4	284.9	284.9	284.9	284.2	284.9	286.4
51 Michele PIRRO	ITA	DUCATI	286.4	286.4	285.7	285.7	284.2	285.7	286.4
4 Andrea DOVIZIOSO	ITA	YAMAHA	285.7	283.4	283.4	283.4	283.4	283.9	285.7
9 Danilo PETRUCCI	ITA	KTM	285.7	284.9	284.9	284.9	284.2	284.7	285.7
27 Iker LECUONA	SPA	KTM	285.7	284.9	284.9	284.9	284.9	285.1	285.7
21 Franco MORBIDELLI	ITA	YAMAHA	284.2	281.9	281.9	281.9	281.9	282.3	284.2

These data/results cannot be reproduced, stored and/or transmitted in whole or in part by any manner of electronic, mechanical, photocopying, recording, broadcasting or otherwise now known or herein after developed without the previous express consent by the copyright owner, except for reproduction in daily press and regular printed publications on sale to the public within 60 days of the event related to those data/results and always provided that copyright symbol appears together as follows below.

© DORNA, 2021

Official MotoGP Timing by TISSOT  
www.motogp.com



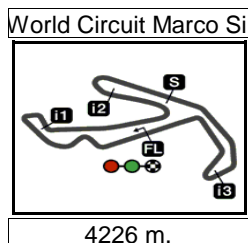
Misano Adriatico, Friday, October 22, 2021

## GP NOLAN DEL MADE IN ITALY E DELL'EMILIA-ROMAGNA

## Free Practice Nr. 2

## Chronological Analysis of Performances

9



4226 m.

\* Lap / Sector time cancelled

T1 Time from finish line to 1st intermediate

T3 Time from 2nd intermed. to 3rd intermed.

P Crossing the finish line in pit lane

T2 Time from 1st intermed. to 2nd intermed.

T4 Time from 3rd intermediate to finish line

\*\*Tyre data subject to further updates

Lap	Lap Time	T1	T2	T3	T4	Speed	Lap	Lap Time	T1	T2	T3	T4	Speed					
<b>1st</b>	<b>43</b>	<b>Jack MILLER</b>		DUCATI		AUS	<b>Run # 3</b>	Front Tyre Wet-Medium		Rear Tyre Wet-Soft								
		Ducati Lenovo Team						3 Laps at start		3 Laps at start								
		Runs=1 Total laps=16 Full laps=12					14	1'42.978	23.956	24.944	30.416	23.662	279.7					
<b>Run # 1</b>	<b>Front Tyre</b>	<b>Wet-Medium</b>	<b>Rear Tyre</b>	<b>Wet-Soft</b>														
		<b>New Tyre</b>		<b>15 Laps at start</b>														
1	3'21.442	22.948	24.531	29.473	24.016	288.7	15	<b>1'44.282</b>	29.503	23.291	28.288	23.200	285.7					
2	<b>1'43.369</b>	29.209	23.395	27.641	23.124	291.1	16	<b>1'43.182</b>	28.839	22.986	28.227	23.130	291.8					
3	<b>1'45.455</b>	29.186	24.937	28.077	23.255	289.5	17	<b>1'42.588</b>	28.754	22.785	27.896	23.153	294.2					
4	<b>1'41.833</b>	28.690	22.829	27.487	22.827	292.6	18	1'51.682 *	34.811 *	23.880	29.421	23.570	268.6					
5	<b>1'41.547</b>	28.485	22.852	27.504	22.706	294.2	19	<b>1'42.232</b>	<b>28.597</b>	<b>22.752</b>	<b>27.843</b>	23.040	291.1					
6	<b>1'47.079</b>	29.302	25.990	28.900	22.887	286.4	<b>3rd 41 Aleix ESPARGARO</b> APRILIA SPA											
7	1'44.664 *	<b>28.417</b>	22.663	30.377 *	23.207	292.6	Aprilia Racing Team Gresini		Runs=2 Total laps=17 Full laps=10									
8	<b>1'43.991</b>	28.459	23.230	29.269	23.033	280.5	<b>Run # 1</b>	<b>Front Tyre</b>	<b>Wet-Soft</b>	<b>Rear Tyre</b>	<b>Wet-Soft</b>							
9	<b>1'41.971</b>	28.548	23.000	27.664	22.759	293.4		15 Laps at start		15 Laps at start								
10	<b>1'41.305</b>	28.433	22.748	<b>27.435</b>	<b>22.689</b>	<b>295.0</b>	1	2'22.175	23.364	25.566	30.471	24.858	277.6					
11	<b>1'41.518</b>	28.560	22.706	27.559	22.693	293.4	2	<b>1'47.520</b>	30.711	24.019	28.872	23.918	286.4					
12	1'48.157 P	33.263 *	27.586	29.228	18.080	285.7	3	<b>1'45.388</b>	29.523	23.606	28.672	23.587	288.0					
<b>Run # 2</b>	<b>Front Tyre</b>	<b>Wet-Medium</b>	<b>Rear Tyre</b>	<b>Wet-Soft</b>														
		12 Laps at start		27 Laps at start														
13	1'40.009	23.365	23.889	29.014	23.741	284.9	4	<b>1'45.274</b>	29.163	23.505	28.978	23.628	288.7					
14	<b>1'43.361</b>	28.972	22.748	28.382	23.259	290.3	5	<b>1'44.006</b>	29.094	23.400	28.296	23.216	288.0					
15	<b>1'42.181</b>	28.732	22.676	28.029	22.744	293.4	6	1'47.731 P	32.056	25.324	29.788	20.563	270.6					
16	<b>1'43.700</b>	30.397	<b>22.628</b>	27.852	22.823	291.1	<b>Run # 2</b>	<b>Front Tyre</b>	<b>Wet-Medium</b>	<b>Rear Tyre</b>	<b>Wet-Soft</b>							
		19 Laps at start		21 Laps at start														
17	1'42.292	22.932	25.410	29.677	24.273	279.7	7	1'42.292	22.932	25.410	29.677	24.273	279.7					
18	<b>1'47.466</b>	30.470	23.827	29.418	23.751	273.4	8	<b>1'47.466</b>	30.470	23.827	29.418	23.751	273.4					
19	1'41.856 P	29.330	24.871	28.909	18.746	288.0	9	1'41.856 P	29.330	24.871	28.909	18.746	288.0					
<b>Run # 3</b>	<b>Front Tyre</b>	<b>Wet-Medium</b>	<b>Rear Tyre</b>	<b>Wet-Soft</b>														
		3 Laps at start		New Tyre														
10	1'41.633 *	22.088	24.955	30.346 *	24.244	282.7	<b>Run # 3</b>	<b>Front Tyre</b>	<b>Wet-Medium</b>	<b>Rear Tyre</b>	<b>Wet-Soft</b>							
11	<b>1'45.798</b>	29.583	23.585	29.025	23.605	286.4		3 Laps at start		New Tyre								
12	<b>1'45.076</b>	29.120	23.463	29.003	23.490	288.0	10	1'41.633 *	22.088	24.955	30.346 *	24.244	282.7					
13	<b>1'45.746</b>	30.008	23.537	28.782	23.419	285.7	11	<b>1'45.798</b>	29.583	23.585	29.025	23.605	286.4					
14	<b>1'43.860</b>	28.921	23.175	28.503	23.261	288.7	12	<b>1'45.076</b>	29.120	23.463	29.003	23.490	288.0					
15	1'50.788 *	31.421 *	27.125	28.794	23.448	283.4	13	<b>1'45.746</b>	30.008	23.537	28.782	23.419	285.7					
16	1'49.728 *	31.824	24.432	30.336 *	23.136	267.3	14	<b>1'43.860</b>	28.921	23.175	28.503	23.261	288.7					
17	<b>1'42.291</b>	<b>28.515</b>	<b>22.892</b>	<b>27.840</b>	<b>23.044</b>	<b>289.5</b>	15	1'50.788 *	31.421 *	27.125	28.794	23.448	283.4					
		3 Laps at start		New Tyre								16	1'49.728 *	31.824	24.432	30.336 *	23.136	267.3
		3 Laps at start		New Tyre								17	<b>1'42.291</b>	<b>28.515</b>	<b>22.892</b>	<b>27.840</b>	<b>23.044</b>	<b>289.5</b>
		3 Laps at start		New Tyre								<b>4th 27 Iker LECUONA</b> KTM SPA						
		3 Laps at start		New Tyre								Tech 3 KTM Factory Racing		Runs=1 Total laps=22 Full laps=15				
		3 Laps at start		New Tyre								<b>Run # 1</b>	<b>Front Tyre</b>	<b>Wet-Soft</b>	<b>Rear Tyre</b>	<b>Wet-Soft</b>		
		3 Laps at start		New Tyre									18 Laps at start		18 Laps at start			
		3 Laps at start		New Tyre								1	2'07.080	22.425	25.165	29.869	24.561	272.0
		3 Laps at start		New Tyre								2	<b>1'45.688</b>	29.734	23.655	28.863	23.436	278.3
		3 Laps at start		New Tyre								3	<b>1'45.036</b>	29.704	23.527	28.537	23.268	281.2
		3 Laps at start		New Tyre								4	<b>1'43.784</b>	29.137	23.274	28.219	23.154	283.4

**Fastest Lap:** Jack MILLER Ducati Lenovo Team AUS **1'41.305** 28.433 22.748 27.435 22.689

These data/results cannot be reproduced, stored and/or transmitted in whole or in part by any manner of electronic, mechanical, photocopying, recording, broadcasting or otherwise now known or herein after developed without the previous express consent by the copyright owner, except for reproduction in daily press and regular printed publications on sale to the public within 60 days of the event related to those data/results and always provided that copyright symbol appears together as follows below.  
© DORNA, 2021



# Free Practice Nr. 2

# MotoGP

Lap	Lap Time	T1	T2	T3	T4	Speed	Lap	Lap Time	T1	T2	T3	T4	Speed
5	1'44.001	28.957	23.484	28.292	23.268	284.2	Run # 1	Front Tyre	Wet-Medium	Rear Tyre	Wet-Soft		
6	1'42.933	28.895	23.010	28.055	22.973	284.2		New Tyre				17 Laps at start	
7	1'42.931	28.684	23.155	28.103	22.989	284.9	1	2'35.025	25.584	26.302	32.676	24.659	235.8
8	1'42.576	28.560	22.985	28.134	22.897	284.9	2	1'50.197	29.990	24.431	31.660	24.116	274.1
9	1'43.577	P 28.747	26.658	29.409	18.763	276.2	3	1'45.431	29.605	23.903	28.465	23.458	280.5
Run # 2	Front Tyre	Wet-Medium	Rear Tyre	Wet-Soft			4	1'44.237	29.216	23.532	28.192	23.297	286.4
		New Tyre		New Tyre			5	1'43.538	28.893	23.321	28.134	23.190	283.4
10	1'43.168	22.874	25.607	29.675	25.012	270.0	6	1'43.097	28.886	23.271	27.956	22.984	288.0
11	1'46.918	29.600	23.672	28.164	25.482	284.9	7	1'54.240	* 30.879*	28.508	30.895	23.958	257.1
12	1'46.904	* 29.193	23.339	30.878*	23.494	280.5	8	1'43.079	28.870	23.233	27.877	23.099	290.3
13	1'43.304	28.899	23.141	28.116	23.148	283.4	9	1'39.670	P 29.332	23.286	29.079	17.973	284.9
14	1'43.912	* 28.705	23.385	28.438*	23.384	280.5	Run # 2	Front Tyre	Wet-Medium	Rear Tyre	Wet-Soft		
15	1'43.153	* 28.752	23.096	28.183*	23.122	284.2		9 Laps at start			New Tyre		
16	1'43.124	28.787	23.045	28.277	23.015	283.4	10	1'42.236	22.566	24.935	30.222	24.513	266.6
17	1'43.031	28.722	23.128	28.139	23.042	285.7	11	1'45.248	29.616	23.591	28.660	23.381	280.5
18	1'43.194	28.777	23.125	28.271	23.021	284.9	12	1'43.750	28.929	23.212	28.374	23.235	286.4
19	1'49.080	28.891	28.548	28.417	23.224	283.4	13	1'44.901	P 28.890	27.353	29.773	18.885	275.5
20	1'47.091	* 32.398*	23.202	28.399	23.092	283.4	Run # 3	Front Tyre	Wet-Medium	Rear Tyre	Wet-Medium		
21	1'43.068	28.723	23.020	28.290	23.035	282.7		13 Laps at start			New Tyre		
22	1'43.343	28.907	22.964	28.317	23.155	282.7	14	1'39.119	22.106	24.299	29.378	23.336	276.2

**5th** **88** **Miguel OLIVEIRA** KTM POR  
Red Bull KTM Factory Racing

Runs=2 Total laps=21 Full laps=16

Run #	1	Front Tyre	Wet-Soft	Rear Tyre	Wet-Soft	
		20 Laps at start		20 Laps at start		
1	2'26.989	23.113	25.928	30.230	24.457	275.5
2	1'47.323	30.208	24.131	29.034	23.950	284.9
3	1'44.740	29.521	23.549	28.279	23.391	284.2
4	1'43.426	28.906	23.284	28.104	23.132	288.0
5	1'43.355	28.732	23.358	28.187	23.078	286.4
6	1'43.575	P 30.235	25.117	29.427	18.796	281.2
Run # 2	Front Tyre	Wet-Medium	Rear Tyre	Wet-Medium		
		New Tyre		New Tyre		
7	1'46.866	24.024	26.835	30.872	25.135	275.5
8	1'48.523	30.980	24.208	29.179	24.156	284.2
9	1'46.443	29.860	23.687	29.265	23.631	276.2
10	1'44.320	29.090	23.446	28.331	23.453	286.4
11	1'43.197	28.968	23.066	28.166	22.997	287.2
12	1'49.606	31.483	25.040	29.415	23.668	284.2
13	1'42.754	28.646	23.088	28.152	22.868	286.4
14	1'47.605	29.921	24.268	29.643	23.773	272.7
15	1'42.914	28.532	23.179	28.278	22.925	286.4
16	1'42.591	28.535	22.844	28.262	22.950	284.9
17	1'41.520	P 30.837*	23.798	29.336	17.549	276.9
Run # 3	Front Tyre	Wet-Medium	Rear Tyre	Wet-Soft		
		11 Laps at start		New Tyre		
18	1'40.342	22.240	24.655	29.182	24.265	281.9
19	1'50.769	31.090	26.993	28.856	23.830	281.9
20	1'43.351	28.625	23.085	28.426	23.215	282.7
21	1'47.138	28.724	23.030	29.073	26.311	279.7

**6th** **10** **Luca MARINI** DUCATI ITA  
SKY VR46 Avintia

Runs=2 Total laps=16 Full laps=10

**7th** **32** **Lorenzo SAVADORI** APRILIA ITA  
Aprilia Racing Team Gresini

Runs=1 Total laps=18 Full laps=13

Run #	1	Front Tyre	Wet-Medium	Rear Tyre	Wet-Soft	
		New Tyre		New Tyre		
1	2'32.873	29.504	26.278	30.400	24.578	274.8
2	1'47.830	30.281	24.542	29.180	23.827	282.7
3	1'47.470	30.157	24.741	28.831	23.741	284.9
4	1'45.544	29.474	23.729	28.577	23.764	285.7
5	1'44.730	29.306	23.605	28.399	23.420	283.4
6	1'44.081	29.164	23.447	28.181	23.289	286.4
7	1'52.453	P 36.088*	28.582	29.640	18.143	278.3
Run # 2	Front Tyre	Wet-Medium	Rear Tyre	Wet-Medium		
		7 Laps at start		New Tyre		
8	1'48.047	26.579	24.908	32.303	24.257	218.6
9	1'48.590	* 30.168	25.290	29.403*	23.729	281.2
10	1'45.295	* 29.174	23.305	29.131*	23.685	281.9
11	1'44.374	29.017	23.261	28.659	23.437	285.7
12	1'43.934	29.132	23.176	28.394	23.232	285.7
13	1'43.479	28.800	23.091	28.400	23.188	284.9
14	1'43.246	28.657	22.999	28.410	23.180	284.2
15	1'42.980	28.702	23.011	28.208	23.059	284.2
16	1'45.729	29.729	24.131	28.635	23.234	284.2
17	1'42.615	28.578	22.939	28.123	22.975	285.7
18	1'56.191	30.022	27.735	29.643	28.791	279.0

**8th** **63** **Francesco BAGNAIA** DUCATI ITA  
Ducati Lenovo Team

Runs=1 Total laps=21 Full laps=16

Run #	1	Front Tyre	Wet-Medium	Rear Tyre	Wet-Soft	
		New Tyre		New Tyre		
1	2'54.178	23.814	26.324	30.569	24.672	272.0
2	1'47.311	30.982	23.943	28.642	23.744	281.9

**Fastest Lap:** Jack MILLER Ducati Lenovo Team AUS **1'41.305** 28.433 22.748 27.435 22.689

These data/results cannot be reproduced, stored and/or transmitted in whole or in part by any manner of electronic, mechanical, photocopying, recording, broadcasting or otherwise now known or herein after developed without the previous express consent by the copyright owner, except for reproduction in daily press and regular printed publications on sale to the public within 60 days of the event related to those data/results and always provided that copyright symbol appears together as follows below.  
© DORNA, 2021



**Free Practice Nr. 2**

**MotoGP**

Lap	Lap Time	T1	T2	T3	T4	Speed	Lap	Lap Time	T1	T2	T3	T4	Speed	
3	<b>1'43.947</b>	29.275	23.426	27.973	23.273	288.7	<b>Run # 1</b>	<b>Front Tyre Wet-Soft</b>	<b>Rear Tyre Wet-Soft</b>					
4	<b>1'43.497</b>	28.989	23.176	27.881	23.451	289.5							<b>19 Laps at start</b>	<b>19 Laps at start</b>
5	<b>1'42.669</b>	28.634	23.106	27.826	23.103	290.3	1	2'34.524	22.086	25.460	30.534	24.472	257.1	
6	<b>1'42.977</b>	28.736	23.132	27.808	23.301	290.3	2	<b>1'50.466</b>	30.055	27.000	29.316	24.095	279.7	
7	<b>1'44.097</b>	28.993	23.459	28.210	23.435	285.7	3	<b>1'44.828</b>	29.448	23.398	28.446	23.536	288.0	
8	<b>1'43.322</b>	28.682	23.036	28.464	23.140	<b>292.6</b>	4	<b>1'47.612</b>	29.253	25.253	29.189	23.917	287.2	
9	<b>1'47.068</b>	28.472	27.091	28.178	23.327	289.5	5	<b>1'43.585</b>	29.226	23.225	28.084	<b>23.050</b>	294.2	
10	1'47.162 *	28.701	22.848	31.286*	24.327	288.0	6	<b>1'51.760</b>	30.473	26.292	31.356	23.639	283.4	
11	<b>1'43.216</b>	28.818	22.848	28.373	23.177	281.2	7	<b>1'43.290</b>	29.020	23.275	<b>27.866</b>	23.129	<b>295.0</b>	
12	<b>1'42.859</b>	28.830	<b>22.837</b>	28.081	23.111	291.1	8	1'47.394 *	32.156*	23.163	28.629	23.446	284.9	
13	1'43.549 P	31.440*	23.862	30.474	17.773	279.0	9	<b>1'45.923</b>	<b>28.777</b>	25.448	28.215	23.483	288.7	
<b>Run # 2</b>				<b>Front Tyre Wet-Medium</b>				<b>Rear Tyre Wet-Medium</b>						
<b>13 Laps at start</b>						<b>New Tyre</b>								
14	1'45.359	25.265	24.896	30.280	24.918	274.1								
15	<b>1'45.586</b>	30.314	23.396	28.382	23.494	286.4								
16	<b>1'43.474</b>	28.993	23.198	27.965	23.318	290.3								
17	<b>1'43.123</b>	28.894	23.095	27.972	23.162	289.5								
18	<b>1'43.818</b>	28.903	23.559	28.265	23.091	289.5								
19	<b>1'45.878</b>	31.538	23.438	<b>27.769</b>	23.133	292.6								
20	<b>1'42.865</b>	28.824	23.114	27.917	23.010	291.1								
21	1'42.395 *	<b>28.414</b>	23.025	27.962*	<b>22.994</b>	290.3								
<b>9th 9</b>						<b>Daniilo PETRUCCI</b>		KTM		ITA				
						Tech 3 KTM Factory Racing								
						Runs=3		Total laps=18		Full laps=11				
<b>Run # 1</b>				<b>Front Tyre Wet-Soft</b>				<b>Rear Tyre Wet-Soft</b>						
<b>17 Laps at start</b>						<b>New Tyre</b>								
1	2'11.287	23.108	25.498	29.523	24.856	280.5								
2	<b>1'46.675</b>	30.130	24.017	28.683	23.845	282.7								
3	<b>1'45.035</b>	29.363	23.488	28.715	23.469	283.4								
4	<b>1'44.781</b>	29.191	23.507	28.553	23.530	279.7								
5	<b>1'43.980</b>	28.991	23.389	28.294	23.306	283.4								
6	1'44.537 P	30.759	25.427	29.570	18.781	275.5								
<b>Run # 2</b>				<b>Front Tyre Wet-Medium</b>				<b>Rear Tyre Wet-Soft</b>						
<b>New Tyre</b>						<b>6 Laps at start</b>								
7	1'39.853 *	21.822	24.192	29.788*	24.051	284.2								
8	1'43.304 P	30.434	24.228	29.241	19.401	277.6								
<b>Run # 3</b>				<b>Front Tyre Wet-Medium</b>				<b>Rear Tyre Wet-Soft</b>						
<b>2 Laps at start</b>						<b>8 Laps at start</b>								
9	1'36.479	20.802	23.602	28.587	23.488	284.2								
10	<b>1'43.968</b>	29.151	23.316	28.167	23.334	284.9								
11	1'39.991 P	29.040	23.783	29.280	17.888	280.5								
<b>Run # 4</b>				<b>Front Tyre Wet-Medium</b>				<b>Rear Tyre Wet-Medium</b>						
<b>5 Laps at start</b>						<b>New Tyre</b>								
12	1'40.123	21.944	24.663	29.630	23.886	278.3								
13	<b>1'45.118</b>	29.593	23.605	28.421	23.499	284.2								
14	<b>1'43.686</b>	29.013	23.228	28.143	23.302	<b>285.7</b>								
15	<b>1'43.469</b>	28.861	23.361	28.054	23.193	284.2								
16	<b>1'43.174</b>	28.638	23.213	28.068	23.255	284.9								
17	<b>1'42.963</b>	<b>28.633</b>	23.119	28.112	<b>23.099</b>	284.9								
18	<b>1'42.775</b>	28.669	<b>22.955</b>	<b>28.025</b>	23.126	283.4								
<b>10th 89</b>						<b>Jorge MARTIN</b>		DUCATI		SPA				
						Pramac Racing								
						Runs=2		Total laps=21		Full laps=14				

Run #	Front Tyre	Wet-Soft	Rear Tyre	Wet-Soft							
<b>6 Laps at start</b>					<b>New Tyre</b>						
17	1'38.991	21.277	24.326	29.651	23.737	284.9					
18	<b>1'43.937</b>	29.121	23.088	28.439	23.289	289.5					
19	<b>1'42.809</b>	28.816	22.983	27.917	23.093	292.6					
20	1'49.721 *	29.525	25.707	29.792*	24.697	270.0					
21	<b>1'49.346</b>	29.636	23.653	32.114	23.943	224.5					

Run #	Front Tyre	Wet-Soft	Rear Tyre	Wet-Soft							
<b>6 Laps at start</b>					<b>New Tyre</b>						
17	1'38.991	21.277	24.326	29.651	23.737	284.9					
18	<b>1'43.937</b>	29.121	23.088	28.439	23.289	289.5					
19	<b>1'42.809</b>	28.816	22.983	27.917	23.093	292.6					
20	1'49.721 *	29.525	25.707	29.792*	24.697	270.0					
21	<b>1'49.346</b>	29.636	23.653	32.114	23.943	224.5					

Run #	Front Tyre	Wet-Soft	Rear Tyre	Wet-Soft									
<b>6 Laps at start</b>					<b>New Tyre</b>								
17	1'40.586	22.525	24.707	29.283	24.071	288.0							
12	<b>1'45.383</b>	29.822	23.354	28.745	23.462	288.0							
13	<b>1'43.584</b>	29.155	22.975	28.096	23.358	289.5							
14	<b>1'46.905</b>	30.594	23.473	29.379	23.459	284.2							
15	<b>1'45.901</b>	29.216	23.024	29.750	23.911	286.4							
16	1'42.324 P	29.181	23.246	31.308*	18.589	279.0							
<b>Run # 3</b>				<b>Front Tyre Wet-Medium</b>				<b>Rear Tyre Wet-Medium</b>					
<b>6 Laps at start</b>						<b>New Tyre</b>							
17	1'38.991	21.277	24.326	29.651	23.737	284.9							
18	<b>1'43.937</b>	29.121	23.088	28.439	23.289	289.5							
19	<b>1'42.809</b>	28.816	22.983	27.917	23.093	292.6							
20	1'49.721 *	29.525	25.707	29.792*	24.697	270.0							
21	<b>1'49.346</b>	29.636	23.653	32.114	23.943	224.5							

Run #	Front Tyre	Wet-Soft	Rear Tyre	Wet-Soft									
<b>6 Laps at start</b>					<b>New Tyre</b>								
17	1'40.045	23.205	24.626	28.544	23.670	283.4							
8	<b>1'43.756</b>	29.292	23.357	28.004	23.103	286.4							
9	<b>1'43.016</b>	28.731	23.390	<b>27.838</b>	23.057	287.2							
10	1'45.853 *	<b>28.720</b>	<b>23.080</b>	29.096*	24.957	<b>288.7</b>							
11	<b>1'42.842</b>	28.728	23.188	27.892	<b>23.034</b>	288.0							
12	1'42.586 P	31.242	23.682	29.327	18.335	282.7							
<b>Run # 3</b>				<b>Front Tyre Wet-Medium</b>				<b>Rear Tyre Wet-Soft</b>					
<b>6 Laps at start</b>						<b>New Tyre</b>							
13	1'41.080	22.292	25.260	29.411	24.117	270.6							
14	<b>1'46.939</b>	30.150	24.755	28.595	23.439	284.9							
15	1'48.378 *	29.710	23.996	31.197*	23.475	286.4							
16	<b>1'56.344</b>	29.164	33.287	30.303	23.590	272.0							
17	<b>1'43.412</b>	28.957	23.211	28.088	23.156	285.7							

<b>Fastest Lap:</b>	Jack MILLER	Ducati Lenovo Team	AUS	<b>1'41.305</b>	28.433	22.748	27.435	22.689
---------------------	-------------	--------------------	-----	-----------------	--------	--------	--------	--------

These data/results cannot be reproduced, stored and/or transmitted in whole or in part by any manner of electronic, mechanical, photocopying, recording, broadcasting or otherwise now known or herein after developed without the previous express consent by the copyright owner, except for reproduction in daily press and regular printed publications on sale to the public within 60 days of the event related to those data/results and always provided that copyright symbol appears together as follows below.  
© DORNA, 2021



# Free Practice Nr. 2

# MotoGP

Lap	Lap Time	T1	T2	T3	T4	Speed	Lap	Lap Time	T1	T2	T3	T4	Speed	
<b>12th</b>	<b>23</b>	<b>Enea BASTIANINI</b> DUCATI ITA Avintia Esponsorama						<b>14th</b>	<b>93</b>	<b>Marc MARQUEZ</b> HONDA SPA Repsol Honda Team				
		Runs=2	Total laps=18	Full laps=11					Runs=3	Total laps=18	Full laps=11			
<b>Run # 1</b>	<i>Front Tyre</i>	<i>Wet-Medium</i>	<i>Rear Tyre</i>	<i>Wet-Soft</i>				<b>Run # 1</b>	<i>Front Tyre</i>	<i>Wet-Soft</i>	<i>Rear Tyre</i>	<i>Wet-Soft</i>		
	<b>New Tyre</b>	<b>15 Laps at start</b>							<b>20 Laps at start</b>	<b>20 Laps at start</b>				
1	2'28.625	23.516	26.099	30.092	25.089	274.8	1	2'35.732	23.121	25.927	29.956	24.857	272.0	
2	<b>1'48.044</b>	30.696	24.409	28.848	24.091	279.7	2	<b>1'47.759</b>	30.636	24.014	29.435	23.674	284.2	
3	<b>1'45.631</b>	29.736	23.957	28.305	23.633	286.4	3	<b>1'44.544</b>	29.451	23.405	28.242	23.446	289.5	
4	<b>1'48.365</b>	31.534	24.760	28.440	23.631	284.9	4	<b>1'43.841</b>	29.343	23.421	28.089	22.988	<b>290.3</b>	
5	<b>1'46.317</b>	29.422	23.753	28.434	24.708	284.2	5	<b>1'43.841</b>	29.140	23.318	28.152	23.231	288.7	
6	<b>1'44.124</b>	29.144	23.571	27.938	23.471	288.0	6	<b>1'42.883</b>	28.926	22.983	<b>28.060</b>	<b>22.914</b>	288.0	
7	1'51.505 *	32.897*	25.992	28.683	23.933	287.2	7	1'50.766 P	33.129*	28.361	30.844	18.432	262.1	
8	1'42.190 P	29.108	23.467	28.357	21.258	288.0								
<b>Run # 2</b>	<i>Front Tyre</i>	<i>Wet-Medium</i>	<i>Rear Tyre</i>	<i>Wet-Soft</i>				<b>Run # 2</b>	<i>Front Tyre</i>	<i>Wet-Medium</i>	<i>Rear Tyre</i>	<i>Wet-Soft</i>		
	<b>8 Laps at start</b>	<b>New Tyre</b>							<b>New Tyre</b>	<b>New Tyre</b>				
9	1'40.124	21.943	24.985	29.109	24.087	281.9	8	1'45.025	23.958	25.987	30.456	24.624	260.8	
10	<b>1'45.224</b>	29.658	23.628	28.239	23.699	283.4	9	<b>1'49.183</b>	30.628	23.871	28.644	26.040	281.2	
11	1'43.577 *	28.901	23.326	28.015*	23.335	284.2	10	<b>1'44.679</b>	29.790	23.219	28.318	23.352	285.7	
12	<b>1'43.480</b>	28.875	<b>23.149</b>	28.139	23.317	283.4	11	<b>1'43.600</b>	28.931	23.385	28.191	23.093	285.7	
13	<b>1'48.490</b>	28.735	26.928	29.354	23.473	279.7	12	1'40.608 P	28.970	24.419	29.121*	18.098	282.7	
14	1'41.140 P	30.463	24.028	28.886	17.763	276.9								
<b>Run # 3</b>	<i>Front Tyre</i>	<i>Wet-Medium</i>	<i>Rear Tyre</i>	<i>Wet-Medium</i>				<b>Run # 3</b>	<i>Front Tyre</i>	<i>Wet-Medium</i>	<i>Rear Tyre</i>	<i>Wet-Soft</i>		
	<b>14 Laps at start</b>	<b>New Tyre</b>							<b>5 Laps at start</b>	<b>5 Laps at start</b>				
15	1'40.345	22.303	24.491	29.321	24.230	279.7	13	1'42.535	24.679	25.222	29.062	23.572	274.1	
16	<b>1'52.533</b>	29.063	25.779	33.075	24.616	179.7	14	1'39.680 P	29.450	23.519	28.808	17.903	279.0	
17	<b>1'43.302</b>	28.959	23.268	27.874	23.201	289.5								
18	<b>1'42.842</b>	<b>28.724</b>	23.176	<b>27.754</b>	<b>23.188</b>	<b>291.8</b>								
<b>13th</b>	<b>73</b>	<b>Alex MARQUEZ</b> HONDA SPA LCR Honda CASTROL						<b>15th</b>	<b>42</b>	<b>Alex RINS</b> SUZUKI SPA Team SUZUKI ECSTAR				
		Runs=2	Total laps=17	Full laps=11					Runs=2	Total laps=18	Full laps=13			
<b>Run # 1</b>	<i>Front Tyre</i>	<i>Wet-Soft</i>	<i>Rear Tyre</i>	<i>Wet-Soft</i>				<b>Run # 1</b>	<i>Front Tyre</i>	<i>Wet-Soft</i>	<i>Rear Tyre</i>	<i>Wet-Soft</i>		
	<b>15 Laps at start</b>	<b>15 Laps at start</b>							<b>20 Laps at start</b>	<b>20 Laps at start</b>				
1	2'18.125	22.386	26.374	32.399	25.334	254.1	1	2'36.902	22.461	28.177	31.336	24.603	263.4	
2	<b>1'47.763</b>	30.592	23.959	28.999	24.213	283.4	2	<b>1'46.888</b>	30.036	24.184	28.860	23.808	285.7	
3	<b>1'44.584</b>	29.355	23.339	28.243	23.647	288.0	3	<b>1'45.027</b>	29.398	24.076	28.223	23.330	288.0	
4	<b>1'44.267</b>	29.059	23.380	28.177	23.651	285.7	4	<b>1'44.766</b>	29.237	23.701	28.307	23.521	280.5	
5	<b>1'44.625</b>	29.003	23.200	28.554	23.868	288.7	5	<b>1'43.458</b>	29.002	23.505	27.812	23.139	288.7	
6	1'46.062 P	33.134	24.167	30.326	18.435	242.1	6	<b>1'49.952</b>	29.542	27.711	29.421	23.278	282.7	
<b>Run # 2</b>	<i>Front Tyre</i>	<i>Wet-Medium</i>	<i>Rear Tyre</i>	<i>Wet-Soft</i>				<b>Run # 2</b>	<i>Front Tyre</i>	<i>Wet-Medium</i>	<i>Rear Tyre</i>	<i>Wet-Soft</i>		
	<b>New Tyre</b>	<b>21 Laps at start</b>							<b>New Tyre</b>	<b>28 Laps at start</b>				
7	1'43.142	23.721	25.259	29.630	24.532	279.0	7	<b>1'43.872</b>	28.906	23.491	28.011	23.464	289.5	
8	<b>1'45.617</b>	29.965	23.436	28.502	23.714	287.2	8	1'47.056 P	35.001	25.123	28.665	18.267	285.7	
9	<b>1'43.736</b>	29.075	23.318	28.042	23.301	<b>291.1</b>								
10	<b>1'43.149</b>	29.006	23.111	27.942	<b>23.090</b>	290.3								
11	<b>1'50.287</b>	28.898	24.720	31.805	24.864	255.9								
12	<b>1'42.879</b>	28.846	23.069	<b>27.866</b>	23.098	291.1								
13	1'43.391 P	31.254*	24.248	29.162	18.727	275.5								
<b>Run # 3</b>	<i>Front Tyre</i>	<i>Wet-Medium</i>	<i>Rear Tyre</i>	<i>Wet-Soft</i>				<b>Run # 3</b>	<i>Front Tyre</i>	<i>Wet-Medium</i>	<i>Rear Tyre</i>	<i>Wet-Soft</i>		
	<b>7 Laps at start</b>	<b>3 Laps at start</b>							<b>5 Laps at start</b>	<b>New Tyre</b>				
14	1'40.391	21.732	24.822	29.340	24.497	270.0	14	1'39.253	21.534	24.621	29.183	23.915	283.4	
15	<b>1'44.638</b>	29.211	23.465	28.340	23.622	281.9	15	<b>1'46.533</b>	30.442	23.808	28.722	23.561	275.5	
16	1'55.499 *	34.025*	25.811	31.437	24.226	225.9	16	<b>1'44.542</b>	29.140	23.882	28.302	23.218	288.0	
17	<b>1'43.073</b>	<b>28.807</b>	<b>23.016</b>	28.001	23.249	285.7								

**Fastest Lap:** Jack MILLER Ducati Lenovo Team AUS **1'41.305** 28.433 22.748 27.435 22.689

These data/results cannot be reproduced, stored and/or transmitted in whole or in part by any manner of electronic, mechanical, photocopying, recording, broadcasting or otherwise now known or herein after developed without the previous express consent by the copyright owner, except for reproduction in daily press and regular printed publications on sale to the public within 60 days of the event related to those data/results and always provided that copyright symbol appears together as follows below.  
© DORNA, 2021



# Free Practice Nr. 2

# MotoGP

Lap	Lap Time	T1	T2	T3	T4	Speed	Lap	Lap Time	T1	T2	T3	T4	Speed
17	<b>1'43.119</b>	28.838	23.183	27.810	23.288	287.2	19	<b>1'44.190</b>	29.209	23.363	28.392	23.226	284.2
18	<b>1'42.944</b>	28.686	23.267	27.711	23.280	288.7	20	<b>1'43.237</b>	28.628	23.272	27.962	23.375	286.4
<b>16th 20 Fabio QUARTARARO</b> YAMAHA FRA Monster Energy Yamaha MotoGP							<b>18th 51 Michele PIRRO</b> DUCATI ITA Ducati Lenovo Team						

Runs=2 Total laps=20 Full laps=12

Run #	1	Front Tyre	Wet-Soft	Rear Tyre	Wet-Soft	
			20 Laps at start	20 Laps at start		
1	3'16.616	22.482	25.552	29.361	24.850	274.1
2	<b>1'45.668</b>	29.751	23.729	28.470	23.718	282.7
3	<b>1'44.152</b>	29.195	23.344	28.224	23.389	284.9
4	<b>1'43.743</b>	28.993	23.215	28.101	23.434	284.9
5	<b>1'43.374</b>	28.981	23.269	28.010	23.114	285.7
6	<b>1'43.349</b>	28.857	23.172	28.135	23.185	285.7
7	1'52.474 *	35.055*	24.145	29.783	23.491	272.7
8	<b>1'43.507</b>	29.012	23.258	28.104	23.133	287.2
9	<b>1'43.097</b>	28.785	23.066	28.141	23.105	285.7
10	1'46.108 P	32.768	24.209	29.976	19.155	270.0

Run #	2	Front Tyre	Wet-Medium	Rear Tyre	Wet-Soft	
			New Tyre	New Tyre		
11	1'41.230	22.716	24.778	29.270	24.466	279.0
12	1'45.674 *	29.575	23.536	28.443*	24.120	282.7
13	1'44.921 *	29.167	23.679	28.714*	23.361	285.7
14	<b>1'43.869</b>	28.874	23.312	28.291	23.392	283.4
15	<b>1'44.008</b>	29.046	23.314	28.306	23.342	284.2
16	<b>1'44.018</b>	28.974	23.250	28.194	23.600	282.7
17	<b>1'44.141</b>	28.815	23.510	28.253	23.563	282.7
18	1'58.881 *	37.923*	27.775	28.943	24.240	281.9
19	<b>1'44.154</b>	29.049	23.295	28.357	23.453	282.7
	PIT	28.896	23.220	36.110	19.285	174.7

**17th 33 Brad BINDER** KTM RSA  
Red Bull KTM Factory Racing

Runs=1 Total laps=22 Full laps=18

Run #	1	Front Tyre	Wet-Soft	Rear Tyre	Wet-Soft	
			3 Laps at start	3 Laps at start		
1	2'25.679	22.989	29.857	30.018	25.157	266.6
2	<b>1'48.650</b>	30.517	24.386	29.206	24.541	279.0
3	1'47.523 *	30.093	23.917	29.384*	24.129	281.9
4	<b>1'47.922</b>	29.837	23.822	30.251	24.012	280.5
5	<b>1'46.243</b>	29.765	23.776	28.747	23.955	279.7
6	<b>1'45.028</b>	29.325	23.636	28.518	23.549	279.7
7	<b>1'52.499</b>	33.464	25.968	29.334	23.733	276.2
8	<b>1'46.244</b>	29.397	23.467	28.491	24.889	282.7
9	<b>1'44.466</b>	29.310	23.460	28.328	23.368	282.7
10	1'45.893 P	31.181	26.725	29.596*	18.391	281.9

Run #	2	Front Tyre	Wet-Medium	Rear Tyre	Wet-Medium	
			New Tyre	New Tyre		
11	1'46.036	24.228	25.771	30.830	25.207	273.4
12	<b>1'48.942</b>	30.797	24.369	29.938	23.838	282.7
13	<b>1'46.153</b>	29.524	24.224	28.837	23.568	284.2
14	<b>1'45.402</b>	29.386	24.312	28.328	23.376	285.7
15	<b>1'44.643</b>	29.195	23.797	28.381	23.270	281.9
16	<b>1'44.000</b>	28.926	23.445	28.411	23.218	284.9
17	<b>1'49.987</b>	28.849	23.266	34.510	23.362	261.5
18	<b>1'49.604</b>	28.835	23.285	28.383	29.101	284.2

**Fastest Lap:** Jack MILLER Ducati Lenovo Team AUS **1'41.305** 28.433 22.748 27.435 22.689

These data/results cannot be reproduced, stored and/or transmitted in whole or in part by any manner of electronic, mechanical, photocopying, recording, broadcasting or otherwise now known or herein after developed without the previous express consent by the copyright owner, except for reproduction in daily press and regular printed publications on sale to the public within 60 days of the event related to those data/results and always provided that copyright symbol appears together as follows below.  
© DORNA, 2021

Official MotoGP Timing by TISSOT  
www.motogp.com

Misano Adriatico, Friday, October 22, 2021

Page 5 of 7





# Free Practice Nr. 2

# MotoGP

Lap	Lap Time	T1	T2	T3	T4	Speed	Lap	Lap Time	T1	T2	T3	T4	Speed		
<b>20th</b>	<b>21</b>	<b>Franco MORBIDELLI</b> YAMAHA ITA Monster Energy Yamaha MotoGP						<b>22nd</b>	<b>46</b>	<b>Valentino ROSSI</b> YAMAHA ITA Petronas Yamaha SRT					
Runs=2 Total laps=19 Full laps=11							Runs=2 Total laps=19 Full laps=11								
Run #	1	Front Tyre	Wet-Soft	Rear Tyre	Wet-Soft		Run #	1	Front Tyre	Wet-Soft	Rear Tyre	Wet-Soft			
		13 Laps at start			13 Laps at start					14 Laps at start			14 Laps at start		
1	3'13.433	23.157	25.854	30.513	25.323	275.5	1	2'42.312	23.394	25.967	30.152	24.763	279.7		
2	<b>1'47.300</b>	29.839	24.313	28.868	24.280	279.7	2	<b>1'47.446</b>	30.406	24.277	28.974	23.789	282.7		
3	<b>1'53.611</b>	29.605	29.773	30.008	24.225	268.6	3	<b>1'45.965</b>	29.708	24.047	28.594	23.616	284.9		
4	<b>1'45.271</b>	29.012	23.851	28.360	24.048	281.9	4	<b>1'45.817</b>	29.726	23.844	28.718	23.529	284.2		
5	<b>1'45.036</b>	28.993	23.923	28.372	23.748	281.9	5	<b>1'45.138</b>	29.262	23.869	28.491	23.516	283.4		
6	<b>1'49.091</b>	28.787	25.428	30.641	24.235	263.4	6	1'45.289 *	29.397	23.669	28.810*	23.413	284.9		
7	<b>1'44.048</b>	28.808	23.572	<u>28.232</u>	<u>23.436</u>	<u>284.2</u>	7	1'42.062 P	29.381	25.620	29.591	17.470	280.5		
8	1'52.448 P	31.275	30.633	31.998	18.542	227.8	<b>Run # 2</b> Front Tyre Wet-Medium Rear Tyre Wet-Soft								
		New Tyre			New Tyre					New Tyre			New Tyre		
9	1'44.878	24.908	25.376	29.498	25.096	275.5	8	1'42.075 *	22.484	25.208	29.946*	24.437	280.5		
10	<b>1'49.244</b>	29.840	26.728	28.781	23.895	279.7	9	<b>1'48.683</b>	30.264	24.676	29.827	23.916	276.2		
11	<b>1'46.160</b>	29.304	23.916	28.968	23.972	281.9	10	<b>1'46.493</b>	30.003	23.891	28.748	23.851	282.7		
12	1'48.454 *	29.268	23.866	31.090*	24.230	277.6	11	<b>1'58.203</b>	29.545	29.710	34.719	24.229	186.2		
13	1'52.488 *	30.457	29.343	29.066*	23.622	275.5	12	1'39.867 P	29.690	23.924	28.855	17.398	281.9		
14	1'45.389 *	29.134	23.895	28.745*	23.615	281.9	<b>Run # 3</b> Front Tyre Wet-Medium Rear Tyre Wet-Medium								
15	1'52.000 *	28.874	23.564	32.112*	27.450	281.9			5 Laps at start			New Tyre			
16	<b>1'44.503</b>	28.945	23.465	28.445	23.648	280.5	13	1'44.094	24.705	25.145	29.850	24.394	276.2		
17	<b>2'00.718</b>	35.466	26.710	34.277	24.265	171.1	14	1'47.152 *	29.708	24.724	29.174*	23.546	284.9		
18	<u>1'43.585</u>	<u>28.621</u>	<u>23.246</u>	28.281	23.437	279.7	15	<b>1'44.696</b>	29.246	23.682	28.293	23.475	283.4		
		PIT	35.224	32.114	32.314	219.0	16	<b>1'44.463</b>	29.047	23.440	28.547	23.429	<u>286.4</u>		
<b>21st</b>							<b>23rd</b>								
<b>12</b>	<b>Maverick VIÑALES</b> APRILIA SPA Aprilia Racing Team Gresini						<b>30</b>	<b>Takaaki NAKAGAMI</b> HONDA JPN LCR Honda IDEMITSU							
Runs=3 Total laps=16 Full laps=6							Runs=1 Total laps=21 Full laps=16								
Run #	1	Front Tyre	Wet-Soft	Rear Tyre	Wet-Soft		Run #	1	Front Tyre	Wet-Soft	Rear Tyre	Wet-Soft			
		19 Laps at start			19 Laps at start					18 Laps at start			18 Laps at start		
1	2'32.552	23.020	26.060	30.630	24.982	279.0	1	2'31.345	23.470	26.368	30.242	24.812	275.5		
2	1'47.361 *	30.178	24.380	28.959*	23.844	289.5	2	<b>1'47.601</b>	30.695	24.022	28.779	24.105	284.9		
3	<b>1'46.657</b>	30.444	23.812	28.774	23.627	289.5	3	<b>1'54.161</b>	29.670	30.152	29.929	24.410	272.7		
4	<b>1'44.883</b>	29.381	23.583	28.450	23.469	<u>291.1</u>	4	<b>1'46.105</b>	29.710	23.787	28.736	23.872	280.5		
5	<b>1'48.974</b>	29.331	26.632	29.372	23.639	279.7	5	<b>1'46.011</b>	29.588	23.808	28.849	23.766	285.7		
6	1'44.042 P	29.484	26.582	29.796	18.180	269.3	6	<b>1'45.812</b>	29.601	23.789	28.574	23.848	285.7		
		New Tyre			New Tyre			7	<b>1'58.323</b>	29.361	28.457	35.774	24.731	141.3	
7	1'40.487 *	22.204	24.963	29.340*	23.980	287.2	8	<b>1'45.281</b>	29.615	23.565	28.513	23.588	<u>288.7</u>		
8	1'50.824 *	29.311	23.441	34.542*	23.530	276.9	9	<b>1'45.336</b>	29.456	23.525	28.776	23.579	286.4		
9	1'42.635 P	31.994	24.139	28.920*	17.582	289.5	10	1'58.908 *	32.561*	24.960	34.695	26.692	154.2		
		New Tyre			3 Laps at start			11	1'45.895 P	29.682	23.710	31.931*	20.572	284.2	
10	1'41.001	21.910	25.196	29.817	24.078	278.3	<b>Run # 2</b> Front Tyre Wet-Medium Rear Tyre Wet-Soft								
11	<b>1'45.070</b>	29.756	23.489	28.369	23.456	290.3			New Tyre			New Tyre			
12	<b>1'44.248</b>	29.106	23.313	28.342	23.487	290.3	12	1'45.675	25.058	25.640	30.216	24.761	278.3		
13	1'42.061 P	29.926	24.209	29.740*	18.186	288.7	13	<b>1'46.558</b>	29.977	23.698	28.999	23.884	284.9		
		4 Laps at start			New Tyre			14	<b>1'52.765</b>	31.188	28.164	29.421	23.992	278.3	
14	1'41.485	23.327	25.090	29.258	23.810	289.5	15	<b>1'45.416</b>	29.308	23.571	28.774	23.763	281.2		
15	1'44.559 *	29.278	23.540	28.273*	23.468	288.7	16	<b>1'45.186</b>	29.223	23.506	28.781	23.676	281.2		
16	<u>1'43.679</u>	<u>28.979</u>	<u>23.090</u>	<u>28.303</u>	<u>23.307</u>	290.3	17	2'00.587 *	37.789*	28.670	29.862	24.266	272.7		
							18	<b>1'44.767</b>	29.230	23.457	28.580	23.500	282.7		
							19	<b>1'44.458</b>	28.979	23.513	28.451	23.515	284.9		

**Fastest Lap:** Jack MILLER Ducati Lenovo Team AUS **1'41.305** 28.433 22.748 27.435 22.689

These data/results cannot be reproduced, stored and/or transmitted in whole or in part by any manner of electronic, mechanical, photocopying, recording, broadcasting or otherwise now known or herein after developed without the previous express consent by the copyright owner, except for reproduction in daily press and regular printed publications on sale to the public within 60 days of the event related to those data/results and always provided that copyright symbol appears together as follows below.  
© DORNA, 2021

Official MotoGP Timing by TISSOT  
www.motogp.com

Misano Adriatico, Friday, October 22, 2021

Page 6 of 7



# Free Practice Nr. 2

MotoGP

Lap	Lap Time	T1	T2	T3	T4	Speed	Lap	Lap Time	T1	T2	T3	T4	Speed
20	<b>1'55.523</b>	28.885	28.846	33.642	24.150	216.0							
21	<b>1'44.075</b>	29.053	23.245	28.301	23.476	284.9							

**24th** **4** **Andrea DOVIZIOSO** YAMAHA ITA  
Petronas Yamaha SRT

Runs=2 Total laps=17 Full laps=12

Run #	1	Front Tyre	Wet-Soft	Rear Tyre	Wet-Soft	
			New Tyre		New Tyre	
1	2'30.632		22.936	30.108	25.092	274.8
2	<b>1'49.721</b>		31.875	29.089	23.892	280.5
3	<b>1'47.214</b>		30.518	28.598	23.621	282.7
4	<b>1'45.204</b>		29.612	28.329	23.465	285.7
5	<b>1'47.978</b>		29.316	29.494	23.640	276.2
6	1'42.664 P		29.604	29.514	18.497	276.9

Run #	2	Front Tyre	Wet-Medium	Rear Tyre	Wet-Soft	
			New Tyre		6 Laps at start	
7	1'43.010		23.464	29.675	24.362	274.8
8	<b>1'47.802</b>		30.885	28.992	23.890	281.2
9	<b>1'45.624</b>		29.641	28.852	23.686	282.7
10	<b>1'44.643</b>		29.368	28.484	23.424	281.9
11	<b>1'57.550</b>		29.219	33.588	29.306	230.7
12	<b>1'46.717</b>		30.630	28.827	23.666	283.4
13	<b>1'48.403</b>		30.117	31.132	23.355	198.8
14	1'49.776 *		29.367	31.577*	25.537	283.4
15	<b>1'51.694</b>		29.548	29.433	29.363	283.4
16	<b>1'45.478</b>		29.454	28.914	23.618	281.9
	PIT		29.279	28.781	18.416	283.4

**Fastest Lap:** Jack MILLER Ducati Lenovo Team AUS **1'41.305** 28.433 22.748 27.435 22.689

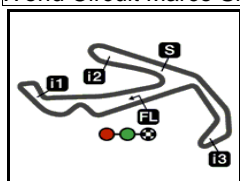
These data/results cannot be reproduced, stored and/or transmitted in whole or in part by any manner of electronic, mechanical, photocopying, recording, broadcasting or otherwise now known or herein after developed without the previous express consent by the copyright owner, except for reproduction in daily press and regular printed publications on sale to the public within 60 days of the event related to those data/results and always provided that copyright symbol appears together as follows below.  
© DORNA, 2021

Official MotoGP Timing by TISSOT  
www.motogp.com

Misano Adriatico, Friday, October 22, 2021

Page 7 of 7





4226 m.

## GP NOLAN DEL MADE IN ITALY E DELL'EMILIA-ROMAGNA

## Free Practice Nr. 2

## Best Partial Times

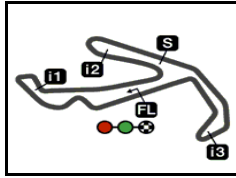
MotoGP™

*IT* Ideal Lap Time, sum of the best partial times*BT* Best Lap Time

T1		T2		T3		T4						
Pos	Rider	Time	Rider	Time	Rider	Time	Rider	Time	Pos	Rider	IT	BT
1	F.BAGNAIA	28.414	J.MILLER	22.628	J.MILLER	27.435	J.MILLER	22.689	1	J.MILLER	1'41.169	1'41.305 (1)
2	J.MILLER	28.417	J.ZARCO	22.752	A.RINS	27.711	M.OLIVEIRA	22.868	2	F.BAGNAIA	1'42.014	1'42.669 (8)
3	L.MARINI	28.472	F.BAGNAIA	22.837	E.BASTIANINI	27.754	I.LECUONA	22.897	3	J.ZARCO	1'42.192	1'42.232 (2)
4	A.ESPARGARO	28.515	M.OLIVEIRA	22.844	F.BAGNAIA	27.769	M.MARQUEZ	22.914	4	A.ESPARGAR	1'42.291	1'42.291 (3)
5	M.OLIVEIRA	28.532	J.MARTIN	22.857	J.MIR	27.838	L.SAVADORI	22.975	5	M.OLIVEIRA	1'42.348	1'42.591 (5)
6	I.LECUONA	28.560	M.MARQUEZ	22.886	A.ESPARGARO	27.840	L.MARINI	22.984	6	L.MARINI	1'42.469	1'42.601 (6)
7	L.SAVADORI	28.578	A.ESPARGARO	22.892	J.ZARCO	27.843	M.PIRRO	22.994	7	I.LECUONA	1'42.476	1'42.576 (4)
8	J.ZARCO	28.597	L.SAVADORI	22.939	A.MARQUEZ	27.866	F.BAGNAIA	22.994	8	J.MARTIN	1'42.550	1'42.809 (10)
9	F.MORBIDELLI	28.621	D.PETRUCCI	22.955	J.MARTIN	27.866	J.ZARCO	23.000	9	M.MARQUEZ	1'42.572	1'42.883 (14)
10	B.BINDER	28.628	I.LECUONA	22.964	L.MARINI	27.877	J.MIR	23.034	10	L.SAVADORI	1'42.615	1'42.615 (7)
11	D.PETRUCCI	28.633	A.MARQUEZ	23.016	B.BINDER	27.962	A.ESPARGARO	23.044	11	A.RINS	1'42.628	1'42.944 (15)
12	P.ESPARGARO	28.647	F.QUARTARARO	23.066	F.QUARTARARO	28.010	A.RINS	23.048	12	J.MIR	1'42.672	1'42.842 (11)
13	A.RINS	28.686	M.PIRRO	23.078	V.ROSSI	28.016	J.MARTIN	23.050	13	D.PETRUCCI	1'42.712	1'42.775 (9)
14	M.MARQUEZ	28.712	J.MIR	23.080	D.PETRUCCI	28.025	A.MARQUEZ	23.090	14	A.MARQUEZ	1'42.779	1'42.879 (13)
15	J.MIR	28.720	M.VIÑALES	23.090	I.LECUONA	28.055	B.BINDER	23.095	15	E.BASTIANINI	1'42.815	1'42.842 (12)
16	E.BASTIANINI	28.724	L.MARINI	23.136	M.MARQUEZ	28.060	D.PETRUCCI	23.099	16	B.BINDER	1'42.891	1'43.237 (17)
17	J.MARTIN	28.777	E.BASTIANINI	23.149	P.ESPARGARO	28.103	F.QUARTARARO	23.105	17	F.QUARTARAR	1'42.966	1'43.097 (16)
18	F.QUARTARARO	28.785	A.RINS	23.183	M.OLIVEIRA	28.104	P.ESPARGARO	23.183	18	P.ESPARGAR	1'43.162	1'43.470 (19)
19	A.MARQUEZ	28.807	B.BINDER	23.206	M.PIRRO	28.122	E.BASTIANINI	23.188	19	M.PIRRO	1'43.188	1'43.413 (18)
20	T.NAKAGAMI	28.885	P.ESPARGARO	23.229	L.SAVADORI	28.123	V.ROSSI	23.249	20	F.MORBIDELLI	1'43.535	1'43.585 (20)
21	M.VIÑALES	28.979	T.NAKAGAMI	23.245	F.MORBIDELLI	28.232	M.VIÑALES	23.307	21	V.ROSSI	1'43.631	1'43.789 (22)
22	V.ROSSI	28.991	F.MORBIDELLI	23.246	T.NAKAGAMI	28.301	A.DOVIZIOSO	23.355	22	M.VIÑALES	1'43.679	1'43.679 (21)
23	M.PIRRO	28.994	A.DOVIZIOSO	23.295	M.VIÑALES	28.303	F.MORBIDELLI	23.436	23	T.NAKAGAMI	1'43.907	1'44.075 (23)
24	A.DOVIZIOSO	29.219	V.ROSSI	23.375	A.DOVIZIOSO	28.329	T.NAKAGAMI	23.476	24	A.DOVIZIOSO	1'44.198	1'44.643 (24)

These data/results cannot be reproduced, stored and/or transmitted in whole or in part by any manner of electronic, mechanical, photocopying, recording, broadcasting or otherwise now known or herein after developed without the previous express consent by the copyright owner, except for reproduction in daily press and regular printed publications on sale to the public within 60 days of the event related to those data/results and always provided that copyright symbol appears together as follows below.  
© DORNA, 2021






4226 m.

## GP NOLAN DEL MADE IN ITALY E DELL'EMILIA-ROMAGNA

### Free Practice Nr. 2

### Fastest Laps Sequence

<i>Practice Time</i>	 <i>Rider</i>	<i>Nation</i>	<i>Motorcycle</i>	<i>Time</i>	<i>Km/h</i>	<i>Rider's Lap</i>
<b>3'52.768</b>	27 <b>Iker LECUONA</b>	SPA	KTM	<b>1'45.688</b>	143.9	2
<b>5'02.284</b>	20 <b>Fabio QUARTARARO</b>	FRA	YAMAHA	<b>1'45.668</b>	143.9	2
<b>5'04.811</b>	43 <b>Jack MILLER</b>	AUS	DUCATI	<b>1'43.369</b>	147.1	2
<b>8'32.099</b>	43 <b>Jack MILLER</b>	AUS	DUCATI	<b>1'41.833</b>	149.3	4
<b>10'13.646</b>	43 <b>Jack MILLER</b>	AUS	DUCATI	<b>1'41.547</b>	149.8	5
<b>18'52.656</b>	43 <b>Jack MILLER</b>	AUS	DUCATI	<b>1'41.305</b>	150.1	10

These data/results cannot be reproduced, stored and/or transmitted in whole or in part by any manner of electronic, mechanical, photocopying, recording, broadcasting or otherwise now known or herein after developed without the previous express consent by the copyright owner, except for reproduction in daily press and regular printed publications on sale to the public within 60 days of the event related to those data/results and always provided that copyright symbol appears together as follows below.

© DORNA, 2021

Official MotoGP Timing by TISSOT  
www.motogp.com

Misano Adriatico, Friday, October 22, 2021

