




3671 m.

## LIQUI MOLY MOTORRAD GRAND PRIX DEUTSCHLAND

## Free Practice Nr. 2

## Classification

6

		Rider	Nation	Team	Motorcycle	Time	Lap Total	Gap	Top Speed
1	63	Francesco BAGNAIA	ITA	Ducati Lenovo Team	DUCATI	<b>1'20.018</b>	22 23		<b>301.6</b>
2	10	Luca MARINI	ITA	Mooney VR46 Racing Team	DUCATI	<b>1'20.133</b>	19 20	0.115 0.115	<b>295.8</b>
3	43	Jack MILLER	AUS	Ducati Lenovo Team	DUCATI	<b>1'20.211</b>	17 22	0.193 0.078	<b>300.0</b>
4	41	Aleix ESPARGARO	SPA	Aprilia Racing	APRILIA	<b>1'20.219</b>	19 22	0.201 0.008	<b>300.0</b>
5	5	Johann ZARCO	FRA	Prima Pramac Racing	DUCATI	<b>1'20.264</b>	26 26	0.246 0.045	<b>300.0</b>
6	89	Jorge MARTIN	SPA	Prima Pramac Racing	DUCATI	<b>1'20.275</b>	20 23	0.257 0.011	<b>299.1</b>
7	20	Fabio QUARTARARO	FRA	Monster Energy Yamaha MotoGP	YAMAHA	<b>1'20.399</b>	22 22	0.381 0.124	<b>295.8</b>
8	12	Maverick VIÑALES	SPA	Aprilia Racing	APRILIA	<b>1'20.478</b>	20 22	0.460 0.079	<b>301.6</b>
9	49	Fabio DI GIANNANTONIO	ITA	Gresini Racing MotoGP	DUCATI	<b>1'20.545</b>	16 18	0.527 0.067	<b>297.5</b>
10	36	Joan MIR	SPA	Team SUZUKI ECSTAR	SUZUKI	<b>1'20.574</b>	22 24	0.556 0.029	<b>296.7</b>
11	42	Alex RINS	SPA	Team SUZUKI ECSTAR	SUZUKI	<b>1'20.591</b>	18 19	0.573 0.017	<b>298.3</b>
12	30	Takaaki NAKAGAMI	JPN	LCR Honda IDEMITSU	HONDA	<b>1'20.616</b>	22 24	0.598 0.025	<b>295.8</b>
13	23	Enea BASTIANINI	ITA	Gresini Racing MotoGP	DUCATI	<b>1'20.747</b>	18 19	0.729 0.131	<b>302.5</b>
14	44	Po ESPARGARO	SPA	Repsol Honda Team	HONDA	<b>1'20.816</b>	18 20	0.798 0.069	<b>299.1</b>
15	21	Franco MORBIDELLI	ITA	Monster Energy Yamaha MotoGP	YAMAHA	<b>1'20.856</b>	19 21	0.838 0.040	<b>293.4</b>
16	72	Marco BEZZECCHI	ITA	Mooney VR46 Racing Team	DUCATI	<b>1'20.866</b>	20 22	0.848 0.010	<b>301.6</b>
17	88	Miguel OLIVEIRA	POR	Red Bull KTM Factory Racing	KTM	<b>1'20.915</b>	22 24	0.897 0.049	<b>295.8</b>
18	73	Alex MARQUEZ	SPA	LCR Honda CASTROL	HONDA	<b>1'21.053</b>	23 25	1.035 0.138	<b>298.3</b>
19	40	Darryn BINDER	RSA	WithU Yamaha RNF MotoGP Tea	YAMAHA	<b>1'21.113</b>	21 22	1.095 0.060	<b>295.0</b>
20	6	Stefan BRADL	GER	Repsol Honda Team	HONDA	<b>1'21.117</b>	22 25	1.099 0.004	<b>300.0</b>
21	33	Brad BINDER	RSA	Red Bull KTM Factory Racing	KTM	<b>1'21.268</b>	19 20	1.250 0.151	<b>297.5</b>
22	87	Remy GARDNER	AUS	Tech3 KTM Factory Racing	KTM	<b>1'21.303</b>	20 21	1.285 0.035	<b>294.2</b>
23	4	Andrea DOVIZIOSO	ITA	WithU Yamaha RNF MotoGP Tea	YAMAHA	<b>1'21.776</b>	5 21	1.758 0.473	<b>296.7</b>
24	25	Raul FERNANDEZ	SPA	Tech3 KTM Factory Racing	KTM	<b>1'21.820</b>	19 20	1.802 0.044	<b>297.5</b>

Practice condition: Dry

Air: 24°

Humidity: 34%

Ground: 46°

<b>Fastest Lap:</b>	Lap: 22	<b>Francesco BAGNAIA</b>	<b>1'20.018</b>	165.1 Km/h
<b>Best Race Lap:</b>	2019	<b>Marc MARQUEZ</b>	<b>1'21.228</b>	162.6 Km/h
<b>All Time Lap Record:</b>	2022	<b>Francesco BAGNAIA</b>	<b>1'20.018</b>	165.1 Km/h

The results are provisional until the end of the limit for protest and appeals.

Time limit for protest expires 30' after publication of the results - ..... Time: .....

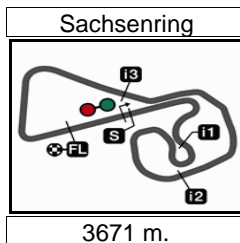
These data/results cannot be reproduced, stored and/or transmitted in whole or in part by any manner of electronic, mechanical, photocopying, recording, broadcasting or otherwise now known or herein after developed without the previous express consent by the copyright owner, except for reproduction in daily press and regular printed publications on sale to the public within 60 days of the event related to those data/results and always provided that copyright symbol appears together as follows below.

© DORNA, 2022

Official MotoGP Timing by TISSOT  
www.motogp.com

Sachsenring, Friday, June 17, 2022





Results and timing service provided by TISSOT

**MotoGP™**

**LIQUI MOLY MOTORRAD GRAND PRIX DEUTSCHLAND**

**Free Practice Nr. 2**

**Combined Free Practice Times**

**7**

	Rider	Nation	Team	MOTORCYCLE	FP1	FP2	Gap
1	63 <b>F.BAGNAIA</b>	ITA	Ducati Lenovo Team	DUCATI	1'21.494 16	<b>1'20.018</b> 22	
2	10 <b>L.MARINI</b>	ITA	Mooney VR46 Racing Team	DUCATI	1'21.671 19	<b>1'20.133</b> 19	0.115 0.115
3	43 <b>J.MILLER</b>	AUS	Ducati Lenovo Team	DUCATI	1'21.479 11	<b>1'20.211</b> 17	0.193 0.078
4	41 <b>A.ESPARGARO</b>	SPA	Aprilia Racing	APRILIA	1'21.665 6	<b>1'20.219</b> 19	0.201 0.008
5	5 <b>J.ZARCO</b>	FRA	Prima Pramac Racing	DUCATI	1'21.655 6	<b>1'20.264</b> 26	0.246 0.045
6	89 <b>J.MARTIN</b>	SPA	Prima Pramac Racing	DUCATI	1'21.735 12	<b>1'20.275</b> 20	0.257 0.011
7	20 <b>F.QUARTARARO</b>	FRA	Monster Energy Yamaha MotoGP	YAMAHA	1'21.557 11	<b>1'20.399</b> 22	0.381 0.124
8	12 <b>M.VIÑALES</b>	SPA	Aprilia Racing	APRILIA	1'21.813 9	<b>1'20.478</b> 20	0.460 0.079
9	49 <b>F.DI GIANNANTO</b>	ITA	Gresini Racing MotoGP	DUCATI	1'22.152 16	<b>1'20.545</b> 16	0.527 0.067
10	36 <b>J.MIR</b>	SPA	Team SUZUKI ECSTAR	SUZUKI	1'21.845 8	<b>1'20.574</b> 22	0.556 0.029
11	42 <b>A.RINS</b>	SPA	Team SUZUKI ECSTAR	SUZUKI	1'22.251 11	<b>1'20.591</b> 18	0.573 0.017
12	30 <b>T.NAKAGAMI</b>	JPN	LCR Honda IDEMITSU	HONDA	1'21.660 6	<b>1'20.616</b> 22	0.598 0.025
13	23 <b>E.BASTIANINI</b>	ITA	Gresini Racing MotoGP	DUCATI	1'22.057 11	<b>1'20.747</b> 18	0.729 0.131
14	44 <b>P.ESPARGARO</b>	SPA	Repsol Honda Team	HONDA	1'21.822 12	<b>1'20.816</b> 18	0.798 0.069
15	21 <b>F.MORBIDELLI</b>	ITA	Monster Energy Yamaha MotoGP	YAMAHA	1'21.939 9	<b>1'20.856</b> 19	0.838 0.040
16	72 <b>M.BEZZECCHI</b>	ITA	Mooney VR46 Racing Team	DUCATI	1'22.475 12	<b>1'20.866</b> 20	0.848 0.010
17	88 <b>M.OLIVEIRA</b>	POR	Red Bull KTM Factory Racing	KTM	1'22.237 7	<b>1'20.915</b> 22	0.897 0.049
18	73 <b>A.MARQUEZ</b>	SPA	LCR Honda CASTROL	HONDA	1'21.772 22	<b>1'21.053</b> 23	1.035 0.138
19	40 <b>D.BINDER</b>	RSA	WithU Yamaha RNF MotoGP Team	YAMAHA	1'22.996 24	<b>1'21.113</b> 21	1.095 0.060
20	6 <b>S.BRADL</b>	GER	Repsol Honda Team	HONDA	1'22.654 7	<b>1'21.117</b> 22	1.099 0.004
21	33 <b>B.BINDER</b>	RSA	Red Bull KTM Factory Racing	KTM	1'21.944 6	<b>1'21.268</b> 19	1.250 0.151
22	87 <b>R.GARDNER</b>	AUS	Tech3 KTM Factory Racing	KTM	1'22.598 8	<b>1'21.303</b> 20	1.285 0.035
23	4 <b>A.DOVIZIOSO</b>	ITA	WithU Yamaha RNF MotoGP Team	YAMAHA	<b>1'21.730</b> 16	1'21.776 5	1.712 0.427
24	25 <b>R.FERNANDEZ</b>	SPA	Tech3 KTM Factory Racing	KTM	1'22.807 16	<b>1'21.820</b> 19	1.802 0.090

<b>Pole Position Record:</b>	2019	<b>Marc MARQUEZ</b>	<b>1'20.195</b>	164.7 Km/h
<b>Best Race Lap:</b>	2019	<b>Marc MARQUEZ</b>	<b>1'21.228</b>	162.6 Km/h
<b>All Time Lap Record:</b>	2022	<b>Francesco BAGNAIA</b>	<b>1'20.018</b>	165.1 Km/h

The results are provisional until the end of the limit for protest and appeals.

Time limit for protest expires 60' after publication of the results - ..... Time: .....

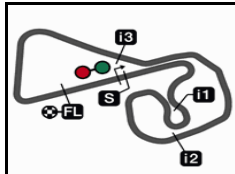
These data/results cannot be reproduced, stored and/or transmitted in whole or in part by any manner of electronic, mechanical, photocopying, recording, broadcasting or otherwise now known or herein after developed without the previous express consent by the copyright owner, except for reproduction in daily press and regular printed publications on sale to the public within 60 days of the event related to those data/results and always provided that copyright symbol appears together as follows below.

© DORNA, 2022

Official MotoGP Timing by TISSOT  
www.motogp.com

Sachsenring, Friday, June 17, 2022





3671 m.

## LIQUI MOLY MOTORRAD GRAND PRIX DEUTSCHLAND

## Free Practice Nr. 2

## Top Speed &amp; Average

8



Rider	Nation	Motorcycle	Top 5 speeds					Average	Top
23 Enea BASTIANINI	ITA	DUCATI	302.5	302.5	302.5	302.5	302.5	302.5	302.5
12 Maverick VIÑALES	SPA	APRILIA	301.6	301.6	300.8	300.8	300.8	301.0	301.6
63 Francesco BAGNAIA	ITA	DUCATI	301.6	301.6	300.8	300.8	300.0	300.6	301.6
72 Marco BEZZECCHI	ITA	DUCATI	301.6	300.0	299.1	299.1	298.3	299.2	301.6
5 Johann ZARCO	FRA	DUCATI	300.0	300.0	299.1	299.1	299.1	299.5	300.0
6 Stefan BRADL	GER	HONDA	300.0	299.1	298.3	297.5	297.5	298.2	300.0
41 Aleix ESPARGARO	SPA	APRILIA	300.0	299.1	299.1	299.1	299.1	299.2	300.0
43 Jack MILLER	AUS	DUCATI	300.0	300.0	299.1	299.1	299.1	299.5	300.0
44 Pol ESPARGARO	SPA	HONDA	299.1	299.1	298.3	297.5	296.7	297.9	299.1
89 Jorge MARTIN	SPA	DUCATI	299.1	298.3	298.3	298.3	298.3	298.5	299.1
42 Alex RINS	SPA	SUZUKI	298.3	296.7	295.8	295.8	295.8	296.5	298.3
73 Alex MARQUEZ	SPA	HONDA	298.3	297.5	297.5	297.5	296.7	297.0	298.3
25 Raul FERNANDEZ	SPA	KTM	297.5	295.0	294.2	294.2	294.2	295.0	297.5
33 Brad BINDER	RSA	KTM	297.5	296.7	296.7	296.7	296.7	296.9	297.5
49 Fabio DI GIANNANTONIO	ITA	DUCATI	297.5	296.7	296.7	296.7	296.7	296.9	297.5
4 Andrea DOVIZIOSO	ITA	YAMAHA	296.7	295.0	295.0	295.0	294.2	294.7	296.7
36 Joan MIR	SPA	SUZUKI	296.7	295.8	295.8	295.0	295.0	295.3	296.7
10 Luca MARINI	ITA	DUCATI	295.8	295.8	295.8	295.8	295.0	295.3	295.8
20 Fabio QUARTARARO	FRA	YAMAHA	295.8	295.8	295.0	295.0	295.0	295.2	295.8
30 Takaaki NAKAGAMI	JPN	HONDA	295.8	295.0	295.0	295.0	295.0	295.2	295.8
88 Miguel OLIVEIRA	POR	KTM	295.8	295.8	295.0	295.0	295.0	295.2	295.8
40 Darryn BINDER	RSA	YAMAHA	295.0	295.0	294.2	294.2	293.4	293.8	295.0
87 Remy GARDNER	AUS	KTM	294.2	294.2	294.2	294.2	293.4	293.9	294.2
21 Franco MORBIDELLI	ITA	YAMAHA	293.4	293.4	293.4	293.4	293.4	293.4	293.4

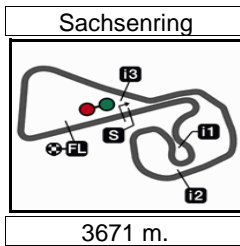
These data/results cannot be reproduced, stored and/or transmitted in whole or in part by any manner of electronic, mechanical, photocopying, recording, broadcasting or otherwise now known or herein after developed without the previous express consent by the copyright owner, except for reproduction in daily press and regular printed publications on sale to the public within 60 days of the event related to those data/results and always provided that copyright symbol appears together as follows below.

© DORNA, 2022

Official MotoGP Timing by TISSOT  
www.motogp.com



Sachsenring, Friday, June 17, 2022



Results and timing service provided by TISSOT

**MotoGP™**

**LIQUI MOLY MOTORRAD GRAND PRIX DEUTSCHLAND**

**Free Practice Nr. 2**

**Chronological Analysis of Performances**

**9**

\* Lap / Sector time cancelled      **T1** Time from finish line to 1st intermediate      **T3** Time from 2nd intermed. to 3rd intermed.  
**P** Crossing the finish line in pit lane      **T2** Time from 1st intermed. to 2nd intermed.      **T4** Time from 3rd intermediate to finish line  
**\*\*** Tyre data subject to further updates

Lap	Lap Time	T1	T2	T3	T4	Speed	Lap	Lap Time	T1	T2	T3	T4	Speed		
<b>1st</b>	<b>63</b>	<b>Francesco BAGNAIA</b>		DUCATI		ITA	6	<b>1'21.524</b>	17.968	23.441	19.031	21.084	294.2		
		Ducati Lenovo Team					7	<b>1'21.420</b>	18.044	23.431	18.941	21.004	294.2		
		Runs=3	Total laps=23	Full laps=15			8	<b>1'21.451</b>	17.946	23.404	19.013	21.088	295.8		
<b>Run # 1</b>	<b>Front Tyre</b>	<b>Slick-Hard</b>	<b>Rear Tyre</b>	<b>Slick-Hard</b>			9	1'32.045 P	21.653	25.839	20.333	24.220	295.0		
		<b>New Tyre</b>	<b>New Tyre</b>				<b>Run # 2</b>	<b>Front Tyre</b>	<b>Slick-Hard</b>	<b>Rear Tyre</b>	<b>Slick-Hard</b>				
1	2'07.324	20.497	25.405	20.377	21.642			<b>9 Laps at start</b>				<b>9 Laps at start</b>			
2	<b>1'22.726</b>	18.544	23.790	19.346	21.046	299.1	10	9'19.187	19.401	24.353	19.765	21.278			
3	<b>1'21.599</b>	18.078	23.530	19.193	20.798	298.3	11	<b>1'22.442</b>	18.339	23.688	19.315	21.100	295.0		
4	<b>1'21.291</b>	18.016	23.453	18.982	20.840	300.0	12	<b>1'21.914</b>	18.067	23.610	19.187	21.050	295.0		
5	<b>1'20.871</b>	17.859	23.351	18.880	20.781	300.8	13	<b>1'21.841</b>	18.108	23.531	19.196	21.006	295.0		
6	<b>1'27.225</b>	21.499	25.365	19.379	20.982	301.6	14	<b>1'21.796</b>	18.015	23.454	19.281	21.046	294.2		
7	<b>1'20.843</b>	17.901	23.281	18.867	20.794	300.0	15	<b>1'21.574</b>	18.024	23.417	19.153	20.980	295.8		
8	1'27.728 P	17.913	25.362	20.316	24.137	301.6	16	1'27.156 P	19.299	24.668	20.038	23.151	291.8		
<b>Run # 2</b>	<b>Front Tyre</b>	<b>Slick-Medium</b>	<b>Rear Tyre</b>	<b>Slick-Hard</b>			<b>Run # 3</b>	<b>Front Tyre</b>	<b>Slick-Medium</b>	<b>Rear Tyre</b>	<b>Slick-Soft</b>				
		<b>15 Laps at start</b>	<b>8 Laps at start</b>						<b>New Tyre</b>	<b>New Tyre</b>	<b>New Tyre</b>				
9	7'38.155	25.738	25.444	19.624	21.149		17	10'19.952	19.018	24.411	21.243	21.240			
10	<b>1'21.302</b>	18.166	23.437	18.982	20.717	298.3	18	<b>1'20.701</b>	17.929	23.183	18.772	20.817	294.2		
11	<b>1'21.383</b>	18.019	23.372	19.047	20.945	300.0	19	<b>1'20.133</b>	17.842	<b>23.033</b>	<b>18.593</b>	<b>20.665</b>	295.8		
12	<b>1'21.281</b>	17.933	23.436	18.952	20.960	299.1	20	<b>1'20.325</b>	<b>17.772</b>	23.081	18.744	20.728	295.0		
13	1'22.420 *	17.929	23.424	19.308	21.759*	298.3									
14	<b>1'21.184</b>	18.034	23.373	18.889	20.888	299.1									
15	1'29.638 P	18.130	28.788	19.929	22.791	300.0									
<b>Run # 3</b>	<b>Front Tyre</b>	<b>Slick-Hard</b>	<b>Rear Tyre</b>	<b>Slick-Hard</b>			<b>3rd</b>	<b>43</b>	<b>Jack MILLER</b>		DUCATI		AUS		
		<b>8 Laps at start</b>	<b>15 Laps at start</b>					Ducati Lenovo Team		Runs=2	Total laps=22	Full laps=17			
16	5'18.997	21.379	24.348	19.436	21.204		<b>Run # 1</b>	<b>Front Tyre</b>	<b>Slick-Hard</b>	<b>Rear Tyre</b>	<b>Slick-Hard</b>				
17	<b>1'21.783</b>	18.157	23.430	19.061	21.135	299.1			<b>New Tyre</b>	<b>New Tyre</b>					
18	<b>1'21.291</b>	17.947	23.442	18.989	20.913	298.3	1	2'20.367	19.640	24.974	20.270	22.192			
19	1'24.720 P	18.813	24.254	19.571	22.082	297.5	2	<b>1'22.633</b>	18.199	23.817	19.519	21.098	299.1		
<b>Run # 4</b>	<b>Front Tyre</b>	<b>Slick-Medium</b>	<b>Rear Tyre</b>	<b>Slick-Soft</b>			3	<b>1'21.536</b>	17.983	23.440	19.257	20.856	298.3		
		<b>New Tyre</b>	<b>New Tyre</b>				4	<b>1'21.453</b>	17.914	23.433	19.229	20.877	298.3		
20	4'01.967	19.686	24.336	19.872	21.071		5	<b>1'21.265</b>	17.842	23.458	19.093	20.872	298.3		
21	<b>1'20.132</b>	17.888	23.089	<b>18.623</b>	<b>20.532</b>	298.3	6	<b>1'21.728</b>	17.939	23.486	19.382	20.921	297.5		
22	<b>1'20.018</b>	<b>17.723</b>	<b>23.084</b>	18.644	20.567	300.8	7	<b>1'21.288</b>	17.868	23.346	19.163	20.911	298.3		
23	<b>1'35.701</b>	23.187	31.917	19.374	21.223	297.5	8	<b>1'21.482</b>	17.872	23.445	19.233	20.932	299.1		
							9	1'30.690 P	19.447	27.730	20.486	23.027	298.3		
<b>2nd</b>	<b>10</b>	<b>Luca MARINI</b>		DUCATI		ITA	<b>Run # 2</b>	<b>Front Tyre</b>	<b>Slick-Hard</b>	<b>Rear Tyre</b>	<b>Slick-Hard</b>				
		Mooney VR46 Racing Team							<b>9 Laps at start</b>	<b>9 Laps at start</b>					
		Runs=2	Total laps=20	Full laps=15			10	10'30.290	23.860	25.137	19.653	21.140			
<b>Run # 1</b>	<b>Front Tyre</b>	<b>Slick-Hard</b>	<b>Rear Tyre</b>	<b>Slick-Hard</b>			11	<b>1'22.200</b>	18.066	23.663	19.494	20.977	298.3		
		<b>New Tyre</b>	<b>New Tyre</b>				12	<b>1'22.564</b>	17.960	23.526	19.768	21.310	298.3		
1	2'23.455	19.430	25.074	20.172	21.948		13	<b>1'21.600</b>	17.867	23.512	19.178	21.043	299.1		
2	<b>1'28.056</b>	18.816	24.277	23.069	21.894	292.6	14	<b>1'21.723</b>	17.944	23.487	19.304	20.988	298.3		
3	<b>1'22.395</b>	18.285	23.728	19.289	21.093	295.0	15	1'27.603 P	18.186	26.852	20.361	22.204	298.3		
4	<b>1'21.719</b>	18.128	23.456	19.076	21.059	295.8	<b>Run # 3</b>	<b>Front Tyre</b>	<b>Slick-Soft</b>	<b>Rear Tyre</b>	<b>Slick-Soft</b>				
5	<b>1'21.482</b>	17.968	23.489	19.042	20.983	295.0			<b>New Tyre</b>	<b>New Tyre</b>					
							16	6'52.126	20.342	23.872	19.623	20.828			

**Fastest Lap:** Francesco BAGNAIA      Ducati Lenovo Team      ITA      **1'20.018**      17.723      23.084      18.644      20.567

These data/results cannot be reproduced, stored and/or transmitted in whole or in part by any manner of electronic, mechanical, photocopying, recording, broadcasting or otherwise now known or herein after developed without the previous express consent by the copyright owner, except for reproduction in daily press and regular printed publications on sale to the public within 60 days of the event related to those data/results and always provided that copyright symbol appears together as follows below.  
© DORNA, 2022



# Free Practice Nr. 2

MotoGP

Lap	Lap Time	T1	T2	T3	T4	Speed	Lap	Lap Time	T1	T2	T3	T4	Speed
17	1'20.211	17.739	23.050	18.888	20.534	297.5	11	1'21.831	18.179	23.589	19.088	20.975	296.7
18	1'28.218	19.641	27.813	19.939	20.825	300.0	12	1'21.493	17.963	23.544	19.053	20.933	297.5
19	1'23.070	17.786	23.080	20.612	21.592	300.0	13	1'21.938	18.079	23.626	19.138	21.095	296.7
20	1'20.657	17.736	23.165	18.936	20.820	298.3	14	1'21.903	18.069	23.590	19.168	21.076	297.5
21	1'38.434	21.575	34.327	20.743	21.789	298.3	15	1'22.296	18.053	23.663	19.176	21.404	298.3
22	1'21.944	18.014	23.408	19.430	21.092	295.8	16	1'21.715	17.988	23.622	19.129	20.976	298.3

**4th 41** **Alex ESPARGARO** APRILIA SPA  
Aprilia Racing

Runs=3 Total laps=22 Full laps=16

Run #	1	Front Tyre	Slick-Hard	Rear Tyre	Slick-Hard	Speed
		New Tyre		New Tyre		
1	2'26.413	21.452	25.849	20.299	23.394	
2	1'22.362	18.376	23.795	19.292	20.899	295.8
3	1'21.556	18.026	23.576	19.115	20.839	296.7
4	1'20.789	17.872	23.411	18.828	20.678	295.8
5	1'20.890	17.880	23.417	18.839	20.754	297.5
6	1'20.922	17.994	23.404	18.825	20.699	297.5
7	1'21.251	18.041	23.518	18.897	20.795	297.5
8	1'21.455	17.930	23.726	18.996	20.803	299.1
9	1'21.572	18.091	23.638	18.995	20.848	296.7
10	1'21.321	18.029	23.553	18.898	20.841	296.7
11	1'30.059 P	20.694	25.336	19.903	24.126	299.1

Run #	2	Front Tyre	Slick-Hard	Rear Tyre	Slick-Hard	Speed
		11 Laps at start		11 Laps at start		
12	8'26.928	19.359	24.268	19.537	21.163	
13	1'22.053	18.184	23.823	19.075	20.971	298.3
14	1'21.776	18.086	23.673	19.144	20.873	298.3
15	1'21.679	18.095	23.651	19.052	20.881	299.1
16	1'29.484 P	18.966	27.082	19.958	23.478	296.7

Run #	3	Front Tyre	Slick-Hard	Rear Tyre	Slick-Soft	Speed
		New Tyre		New Tyre		
17	9'06.826	20.434	24.308	19.381	21.007	
18	1'20.284	17.916	23.276	18.600	20.492	299.1
19	1'20.219	17.939	23.198	18.597	20.485	299.1
20	1'40.909	22.845	37.582	19.221	21.261	300.0
21	1'20.296	17.834	23.211	18.659	20.592	299.1
22	2'00.476 P	26.512	30.516	22.351	41.097	250.0

**5th 5** **Johann ZARCO** DUCATI FRA  
Prima Pramac Racing

Runs=2 Total laps=26 Full laps=21

Run #	1	Front Tyre	Slick-Hard	Rear Tyre	Slick-Hard	Speed
		New Tyre		New Tyre		
1	2'11.407	20.395	25.720	20.220	21.596	
2	1'23.172	18.566	24.024	19.455	21.127	299.1
3	1'21.482	18.006	23.561	19.022	20.893	300.0
4	1'21.093	17.936	23.365	18.965	20.827	297.5
5	1'23.832	17.970	24.721	19.863	21.278	298.3
6	1'22.255	18.094	23.924	19.200	21.037	299.1
7	1'22.199	18.349	23.770	19.115	20.965	292.6
8	1'21.990	18.137	23.740	19.124	20.989	295.0
9	1'36.523 P	24.354	28.401	20.259	23.509	298.3

Run #	2	Front Tyre	Slick-Hard	Rear Tyre	Slick-Hard	Speed
		9 Laps at start		9 Laps at start		
10	5'54.878	20.954	24.963	19.810	21.479	

Lap	Lap Time	T1	T2	T3	T4	Speed
17	1'21.850	18.019	23.650	19.130	21.051	298.3
18	1'30.327	22.078	25.991	19.797	22.461	293.4
19	1'22.127	18.164	23.697	19.139	21.127	298.3
20	1'21.763	17.959	23.553	19.141	21.110	298.3
21	1'21.825	18.079	23.616	19.095	21.035	295.8
22	1'21.797	17.958	23.576	19.238	21.025	297.5
23	1'29.169 P	19.815	26.725	19.729	22.900	292.6

Run #	3	Front Tyre	Slick-Medium	Rear Tyre	missing data	Speed
		New Tyre		Laps at start		
24	4'43.026	19.328	25.009	19.356	20.918	
25	1'45.959	22.296	42.813	19.758	21.092	300.0
26	1'20.264	17.832	23.105	18.723	20.604	299.1

**6th 89** **Jorge MARTIN** DUCATI SPA  
Prima Pramac Racing

Runs=2 Total laps=23 Full laps=18

Run #	1	Front Tyre	Slick-Hard	Rear Tyre	Slick-Hard	Speed
		New Tyre		New Tyre		
1	2'08.746	20.211	25.041	19.840	21.319	
2	1'22.573	18.401	23.825	19.367	20.980	297.5
3	1'21.296	18.180	23.495	18.923	20.698	298.3
4	1'21.136	18.006	23.350	19.024	20.756	295.8
5	1'21.348	18.050	23.507	18.930	20.861	297.5
6	1'28.882	20.832	27.498	19.448	21.104	297.5
7	1'21.684	18.127	23.560	19.053	20.944	299.1
8	1'21.994	18.129	23.661	19.245	20.959	295.0
9	1'21.634	18.243	23.445	18.955	20.991	295.8
10	1'28.227 P	21.322	24.513	19.325	23.067	293.4

Run #	2	Front Tyre	Slick-Hard	Rear Tyre	Slick-Hard	Speed
		10 Laps at start		10 Laps at start		
11	7'06.437	22.026	25.043	19.460	21.072	
12	1'25.911	18.237	23.782	22.660	21.232	296.7
13	1'22.286	18.326	23.651	19.323	20.986	297.5
14	1'21.913	18.107	23.594	19.168	21.044	298.3
15	1'21.967	18.050	23.707	19.151	21.059	298.3
16	1'22.223	18.085	23.640	19.306	21.192	297.5
17	1'31.160 P	22.159	26.125	19.314	23.562	297.5

Run #	3	Front Tyre	Slick-Hard	Rear Tyre	Slick-Soft	Speed
		New Tyre		New Tyre		
18	9'01.177	23.219	24.428	19.613	20.924	
19	1'25.069	18.097	26.924	19.296	20.752	295.8
20	1'20.275	17.964	23.128	18.611	20.572	298.3
21	1'25.522	19.398	25.443	19.269	21.412	296.7
22	1'21.269	18.061	23.489	18.989	20.730	295.0
23	1'21.215	17.992	23.326	18.997	20.900	296.7

**Fastest Lap:** Francesco BAGNAIA Ducati Lenovo Team ITA 1'20.018 17.723 23.084 18.644 20.567

These data/results cannot be reproduced, stored and/or transmitted in whole or in part by any manner of electronic, mechanical, photocopying, recording, broadcasting or otherwise now known or herein after developed without the previous express consent by the copyright owner, except for reproduction in daily press and regular printed publications on sale to the public within 60 days of the event related to those data/results and always provided that copyright symbol appears together as follows below.  
© DORNA, 2022





# Free Practice Nr. 2

MotoGP

Lap	Lap Time	T1	T2	T3	T4	Speed	Lap	Lap Time	T1	T2	T3	T4	Speed	
<b>7th</b>	<b>20</b>	<b>Fabio QUARTARARO</b>				YAMAHA	FRA	17	<b>1'24.005</b>	18.203	25.172	19.627	21.003	298.3
Monster Energy Yamaha MotoGP							18	1'24.120	P 18.136	23.648	19.406	22.930	297.5	
Runs=2 Total laps=22 Full laps=16							<b>Run # 3</b>	<b>Front Tyre</b>	<b>Slick-Hard</b>	<b>Rear Tyre</b>	<b>Slick-Soft</b>			
							<b>New Tyre</b>		<b>New Tyre</b>					
<b>Run # 1</b>	<b>Front Tyre</b>	<b>Slick-Hard</b>	<b>Rear Tyre</b>	<b>Slick-Hard</b>			19	9'38.202	20.602	24.232	19.452	20.983		
<b>New Tyre</b>							20	<b>1'20.478</b>	17.851	23.265	<b>18.730</b>	<b>20.632</b>	<b>301.6</b>	
1	2'35.616	21.060	26.033	20.392	21.997		21	<b>1'26.257</b>	18.499	27.364	19.463	20.931	301.6	
2	<b>1'22.931</b>	18.506	23.972	19.367	21.086	293.4	22	<b>1'20.817</b>	17.989	<b>23.234</b>	18.856	20.738	299.1	
3	1'21.863	* 18.092	23.665	19.156	20.950*	292.6								
4	<b>1'21.526</b>	17.986	23.504	19.053	20.983	292.6								
5	<b>1'21.602</b>	18.003	23.591	19.024	20.984	293.4								
6	<b>1'21.490</b>	17.979	23.537	19.028	20.946	293.4								
7	<b>1'21.403</b>	17.984	23.466	18.984	20.969	294.2								
8	<b>1'21.399</b>	17.927	23.491	19.009	20.972	294.2								
9	1'29.373	P 18.580	27.555	20.036	23.202	294.2								
<b>9th</b>	<b>49</b>	<b>Fabio DI GIANNANTON</b>				DUCATI	ITA							
Gresini Racing MotoGP							Runs=2 Total laps=18 Full laps=13							
<b>Run # 1</b>	<b>Front Tyre</b>	<b>Slick-Hard</b>	<b>Rear Tyre</b>	<b>Slick-Hard</b>			<b>New Tyre</b>		<b>New Tyre</b>					
<b>9 Laps at start</b>							<b>9 Laps at start</b>							
1	1'45.614	20.612	25.518	20.299	21.827		2	<b>1'23.195</b>	18.758	23.913	19.283	21.241	286.4	
2	<b>1'23.325</b>	18.109	24.355	19.358	21.503	292.6	3	<b>1'21.769</b>	18.248	23.547	19.103	20.871	294.2	
3	<b>1'21.697</b>	18.040	23.575	19.089	20.993	295.0	4	<b>1'21.447</b>	18.026	23.542	18.953	20.926	295.8	
4	<b>1'21.683</b>	18.015	23.581	19.036	21.051	295.0	5	<b>1'21.518</b>	18.105	23.478	19.060	20.875	296.7	
5	<b>1'21.592</b>	17.963	23.572	19.081	20.976	294.2	6	<b>1'21.670</b>	18.104	23.530	19.061	20.975	291.8	
6	<b>1'21.498</b>	17.924	23.595	18.987	20.992	295.0	7	<b>1'21.437</b>	18.018	23.476	19.021	20.922	295.8	
7	<b>1'21.505</b>	17.971	23.507	19.064	20.963	294.2	8	<b>1'21.661</b>	18.047	23.557	19.051	21.006	296.7	
8	<b>1'32.950</b>	23.591	26.972	19.725	22.662	295.0	9	1'32.880	P 20.799	27.104	20.314	24.663	291.8	
9	1'25.019	P 17.999	23.585	19.122	24.313	295.0								
<b>8th</b>	<b>12</b>	<b>Maverick VIÑALES</b>				APRILIA	SPA							
Aprilia Racing							Runs=2 Total laps=22 Full laps=17							
<b>Run # 1</b>	<b>Front Tyre</b>	<b>Slick-Hard</b>	<b>Rear Tyre</b>	<b>Slick-Hard</b>			<b>New Tyre</b>		<b>New Tyre</b>					
<b>7 Laps at start</b>							<b>7 Laps at start</b>							
1	2'27.241	18.979	24.886	19.855	21.453		10	15'13.495	24.284	24.817	19.857	21.383		
2	<b>1'22.292</b>	18.263	23.746	19.212	21.071	300.0	11	<b>1'22.600</b>	18.407	23.719	19.340	21.134	295.0	
3	<b>1'21.904</b>	18.091	23.620	19.186	21.007	300.8	12	<b>1'21.936</b>	18.130	23.552	19.223	21.031	295.0	
4	<b>1'23.373</b>	18.052	24.793	19.420	21.108	300.8	13	1'24.064	P 18.116	23.613	19.263	23.072	295.0	
5	<b>1'24.404</b>	19.823	24.050	19.446	21.085	297.5								
6	<b>1'21.893</b>	18.212	23.666	19.088	20.927	298.3								
7	1'23.069	P 18.049	23.567	19.151	22.302	300.0								
<b>10th</b>	<b>36</b>	<b>Joan MIR</b>				SUZUKI	SPA							
Team SUZUKI ECSTAR							Runs=3 Total laps=24 Full laps=16							
<b>Run # 1</b>	<b>Front Tyre</b>	<b>Slick-Hard</b>	<b>Rear Tyre</b>	<b>Slick-Hard</b>			<b>New Tyre</b>		<b>New Tyre</b>					
<b>8 Laps at start</b>							<b>8 Laps at start</b>							
1	1'29.581	19.929	25.209	20.174	21.724		14	7'53.691	19.990	24.874	19.692	21.114		
2	<b>1'23.187</b>	18.499	23.977	19.483	21.228	294.2	15	<b>1'20.580</b>	<b>17.894</b>	23.187	18.807	<b>20.692</b>	296.7	
3	<b>1'22.162</b>	18.264	23.682	19.213	21.003	294.2	16	<b>1'20.545</b>	17.907	<b>23.148</b>	<b>18.751</b>	20.739	296.7	
4	<b>1'21.853</b>	18.152	23.572	19.185	20.944	294.2	17	<b>1'23.718</b>	17.994	23.246	18.857	23.621	295.8	
5	<b>1'21.554</b>	17.955	23.447	19.088	21.064	295.0	18	<b>1'21.332</b>	17.976	23.360	18.893	21.103	<b>297.5</b>	
6	<b>1'27.566</b>	20.171	26.768	19.489	21.138	295.0								
7	<b>1'22.688</b>	18.041	23.932	19.564	21.151	293.4								
8	1'30.477	P 20.533	26.408	19.855	23.681	294.2								
<b>Run # 2</b>	<b>Front Tyre</b>	<b>Slick-Hard</b>	<b>Rear Tyre</b>	<b>Slick-Hard</b>			<b>8 Laps at start</b>		<b>8 Laps at start</b>					
<b>8 Laps at start</b>							<b>8 Laps at start</b>							
9	5'21.974	19.162	24.181	19.552	21.181		9	5'21.974	19.162	24.181	19.552	21.181		
10	<b>1'22.104</b>	18.317	23.649	19.107	21.031	295.8	10	<b>1'22.104</b>	18.317	23.649	19.107	21.031	295.8	
11	<b>1'21.583</b>	18.025	23.537	19.018	21.003	294.2	11	<b>1'21.583</b>	18.025	23.537	19.018	21.003	294.2	
12	<b>1'21.586</b>	18.015	23.485	19.109	20.977	295.0	12	<b>1'21.586</b>	18.015	23.485	19.109	20.977	295.0	

**Fastest Lap:** Francesco BAGNAIA      Ducati Lenovo Team      ITA      **1'20.018**      17.723      23.084      18.644      20.567

These data/results cannot be reproduced, stored and/or transmitted in whole or in part by any manner of electronic, mechanical, photocopying, recording, broadcasting or otherwise now known or herein after developed without the previous express consent by the copyright owner, except for reproduction in daily press and regular printed publications on sale to the public within 60 days of the event related to those data/results and always provided that copyright symbol appears together as follows below.  
© DORNA, 2022

Official MotoGP Timing by TISSOT  
www.motogp.com

Sachsenring, Friday, June 17, 2022

Page 3 of 8



# Free Practice Nr. 2

# MotoGP

Lap	Lap Time	T1	T2	T3	T4	Speed	Lap	Lap Time	T1	T2	T3	T4	Speed
13	1'24.662	18.060	23.503	20.918	22.181	295.0	4	1'21.860	18.141	23.388	18.778	21.553	292.6
14	1'21.628	18.109	23.450	19.055	21.014	295.8	5	1'21.562	18.210	23.426	18.895	21.031	291.1
15	1'28.421 P	19.576	25.526	19.982	23.337	289.5	6	1'26.554	21.322	24.876	19.252	21.104	283.4
<b>Run # 3</b>	<b>Front Tyre</b>	<b>Slick-Hard</b>	<b>Rear Tyre</b>	<b>Slick-Medium</b>									
	<b>15 Laps at start</b>				<b>New Tyre</b>								
16	5'16.615	24.065	23.984	19.235	20.823		7	1'22.371	18.222	23.578	19.566	21.005	290.3
17	1'21.752	18.098	23.211	19.114	21.329	296.7	8	1'22.117	18.252	23.533	19.236	21.096	290.3
18	1'20.881	17.944	23.253	18.886	20.798	295.0	9	1'31.371 P	21.092	26.912	19.672	23.695	277.6
19	1'27.969 P	19.868	25.940	19.899*	22.262	293.4	<b>Run # 2</b>	<b>Front Tyre</b>	<b>Slick-Medium</b>	<b>Rear Tyre</b>	<b>Slick-Medium</b>		
	<b>New Tyre</b>				<b>New Tyre</b>				<b>9 Laps at start</b>				
20	4'45.162	20.071	24.081	19.310	20.860		10	7'20.606	21.973	24.602	19.753	21.591	
21	1'21.141	18.088	23.438	18.954	20.661	291.8	11	1'22.720	18.707	23.902	19.167	20.944	291.8
22	1'20.574	17.891	23.227	18.769	20.687	295.0	12	1'22.066	18.220	23.620	19.251	20.975	291.8
23	1'44.244 *	25.745	37.222	20.261*	21.016	290.3	13	1'21.740	18.244	23.517	19.022	20.957	293.4
24	1'21.154	18.091	23.266	18.965	20.832	295.0	14	1'21.593	18.191	23.539	18.906	20.957	295.0
							15	1'29.798	20.565	28.852	19.336	21.045	295.0
							16	1'21.612	18.195	23.473	18.918	21.026	295.0
							17	1'21.849	18.236	23.557	19.043	21.013	292.6
							18	1'30.320 P	21.156	25.028	19.986	24.150	285.7

**11th 42 Alex RINS** SUZUKI SPA  
Team SUZUKI ECSTAR

Runs=3 Total laps=19 Full laps=12

Run #	Front Tyre	Slick-Hard	Rear Tyre	Slick-Hard	Speed	
<b>Run # 1</b>	<b>New Tyre</b>		<b>New Tyre</b>			
1	1'58.295	24.213	28.511	20.549	22.494	
2	1'24.415	19.208	24.716	19.291	21.200	289.5
3	1'22.375	18.521	23.632	19.120	21.102	288.0
4	1'26.558	21.543	24.267	19.421	21.327	294.2
5	1'33.936 P	18.327	26.683	24.254	24.672	293.4

Run #	Front Tyre	Slick-Hard	Rear Tyre	Slick-Hard	Speed	
<b>Run # 2</b>	<b>5 Laps at start</b>		<b>5 Laps at start</b>			
6	5'06.060	20.351	24.684	19.651	21.354	
7	1'22.336	18.286	23.662	19.254	21.134	295.8
8	1'23.268	18.209	23.780	19.904	21.375	295.8
9	1'22.332	18.261	23.603	19.310	21.158	295.0
10	1'26.033	20.968	24.306	19.429	21.330	295.8
11	1'25.279 P	18.446	23.686	19.311	23.836	292.6

Run #	Front Tyre	Slick-Hard	Rear Tyre	Slick-Medium	Speed	
<b>Run # 3</b>	<b>11 Laps at start</b>		<b>New Tyre</b>			
12	4'59.301	22.473	24.296	19.303	20.962	
13	1'21.364	18.294	23.388	18.928	20.754	295.0
14	1'21.025	18.064	23.297	18.818	20.846	298.3
15	1'24.441 P	18.188	23.814	19.388	23.051	295.0

Run #	Front Tyre	Slick-Hard	Rear Tyre	Slick-Soft	Speed	
<b>Run # 4</b>	<b>New Tyre</b>		<b>New Tyre</b>			
16	12'03.114	20.148	24.270	19.447	21.244	
17	1'20.658	18.131	23.143	18.733	20.651	295.0
18	1'20.591	18.052	23.073	18.751	20.715	296.7
19	1'31.853	21.250	28.836	19.521	22.246	291.8

**12th 30 Takaaki NAKAGAMI** HONDA JPN  
LCR Honda IDEMITSU

Runs=2 Total laps=24 Full laps=19

Run #	Front Tyre	Slick-Medium	Rear Tyre	Slick-Medium	Speed	
<b>Run # 1</b>	<b>New Tyre</b>		<b>New Tyre</b>			
1	2'01.845	21.775	25.798	20.731	23.172	
2	1'24.091	19.098	24.459	19.398	21.136	281.9
3	1'21.693	18.472	23.542	18.830	20.849	291.1

**Run # 3** Front Tyre Slick-Medium Rear Tyre Slick-Soft  
New Tyre New Tyre

19	7'14.446	23.447	24.816	19.511	21.179	
20	1'23.428	18.771	24.168	19.402	21.087	291.8
21	1'20.903	18.135	23.217	18.889	20.662	295.0
22	1'20.616	18.063	23.204	18.684	20.665	295.8
23	1'35.537	24.774	29.094	20.414	21.255	276.9
24	1'21.907	18.248	23.285	19.566	20.808	289.5

**13th 23 Enea BASTIANINI** DUCATI ITA  
Gresini Racing MotoGP

Runs=2 Total laps=19 Full laps=12

Run #	Front Tyre	Slick-Hard	Rear Tyre	Slick-Hard	Speed	
<b>Run # 1</b>	<b>New Tyre</b>		<b>New Tyre</b>			
1	2'01.667	21.291	25.861	20.560	22.772	
2	1'23.389	18.548	24.206	19.572	21.063	300.0
3	1'22.016	18.161	23.732	19.145	20.978	300.8
4	1'23.619 *	18.015	23.621	19.091	22.892*	302.5
5	1'21.695	18.049	23.662	19.101	20.883	300.0
6	1'21.848	18.096	23.631	19.191	20.930	302.5
7	1'25.578	20.795	24.224	19.441	21.118	302.5
8	1'21.929	17.958	23.712	19.241	21.018	300.8
9	1'48.995 P	40.965	25.378	20.047	22.605	302.5

Run #	Front Tyre	Slick-Hard	Rear Tyre	Slick-Medium	Speed	
<b>Run # 2</b>	<b>9 Laps at start</b>		<b>New Tyre</b>			
10	11'08.978	19.890	24.897	19.751	21.198	
11	1'21.541	17.996	23.563	19.076	20.906	301.6
12	1'21.375	17.784	23.507	19.171	20.913	302.5
13	1'21.579	17.928	23.646	19.148	20.857	301.6
14	1'26.227 P	17.961	23.577	19.139	25.550	300.0

Run #	Front Tyre	Slick-Medium	Rear Tyre	Slick-Soft	Speed	
<b>Run # 3</b>	<b>New Tyre</b>		<b>New Tyre</b>			
15	10'29.264	20.661	25.627	19.412	20.893	
16	1'20.896	17.855	23.394	18.961	20.686	300.8
17	1'24.839	17.865	23.323	21.458	22.193	300.8
18	1'20.747	17.848	23.336	18.880	20.683	300.0
19	1'27.823 *	17.793	23.405	19.306	27.319*	301.6

**Fastest Lap:** Francesco BAGNAIA Ducati Lenovo Team ITA 1'20.018 17.723 23.084 18.644 20.567

These data/results cannot be reproduced, stored and/or transmitted in whole or in part by any manner of electronic, mechanical, photocopying, recording, broadcasting or otherwise now known or herein after developed without the previous express consent by the copyright owner, except for reproduction in daily press and regular printed publications on sale to the public within 60 days of the event related to those data/results and always provided that copyright symbol appears together as follows below.  
© DORNA, 2022

Official MotoGP Timing by TISSOT  
www.motogp.com

Sachsenring, Friday, June 17, 2022

Page 4 of 8



# Free Practice Nr. 2

# MotoGP

Lap	Lap Time	T1	T2	T3	T4	Speed	Lap	Lap Time	T1	T2	T3	T4	Speed
<b>14th</b>	<b>44</b>	<b>Po ESPARGARO</b>				HONDA	SPA	<b>Run # 3</b>	<b>Front Tyre</b>	<b>Slick-Medium</b>	<b>Rear Tyre</b>	<b>Slick-Soft</b>	
		Repsol Honda Team		Runs=4		Total laps=20	Full laps=12	<b>New Tyre</b>		<b>New Tyre</b>			
Run #	1	Front Tyre	Slick-Hard	Rear Tyre	Slick-Medium								
			<b>New Tyre</b>		<b>New Tyre</b>								
1	1'58.451	20.000	26.861	20.601	22.520		17	10'56.682	24.239	24.757	19.607	21.231	
2	<b>1'25.098</b>	19.736	24.493	19.559	21.310	289.5	18	<b>1'22.300</b>	18.294	23.948	19.220	20.838	292.6
3	<b>1'22.559</b>	18.382	23.662	19.251	21.264	296.7	19	<b>1'20.856</b>	18.074	<b>23.268</b>	<b>18.810</b>	<b>20.704</b>	293.4
4	<b>1'22.089</b>	18.298	23.554	19.231	21.006	296.7	20	<b>1'20.920</b>	<b>18.005</b>	23.334	18.831	20.750	292.6
5	<b>1'21.782</b>	18.036	23.599	19.192	20.955	<b>299.1</b>	21	<b>1'41.482</b>	26.050	34.138	19.832	21.462	289.5
6	<b>1'25.153</b>	18.191	26.477	19.359	21.126	295.0							
7	<b>1'21.677</b>	18.053	23.587	19.062	20.975	299.1							
8	1'30.824	P	21.898	26.331	20.082	281.9							
Run #	2	Front Tyre	Slick-Hard	Rear Tyre	Slick-Medium								
			<b>8 Laps at start</b>		<b>8 Laps at start</b>								
9	8'30.407	19.251	24.463	19.907	21.497								
10	<b>1'27.403</b>	18.992	26.660	20.199	21.552	295.0							
11	<b>1'25.086</b>	18.320	23.739	20.607	22.420	293.4							
12	<b>1'22.759</b>	18.411	23.608	19.510	21.230	295.0							
13	1'23.088	P	18.176	23.683	19.189	295.8							
Run #	3	Front Tyre	Slick-Hard	Rear Tyre	Slick-Medium								
			<b>13 Laps at start</b>		<b>13 Laps at start</b>								
14	6'17.597	21.609	24.467	19.656	21.529								
15	1'24.639	P	18.578	24.218	19.794	293.4							
Run #	4	Front Tyre	Slick-Hard	Rear Tyre	Slick-Soft								
			<b>New Tyre</b>		<b>New Tyre</b>								
16	6'40.530	20.991	24.877	19.763	29.168								
17	<b>1'21.622</b>	18.325	23.471	19.019	20.807	295.0							
18	<b>1'20.816</b>	<b>18.035</b>	23.324	<b>18.790</b>	<b>20.667</b>	298.3							
19	<b>1'20.961</b>	18.036	<b>23.273</b>	18.837	20.815	297.5							
20	1'48.794	P	26.067	31.616	25.157	293.4							
<b>16th</b>	<b>72</b>	<b>Marco BEZZECCHI</b>				DUCATI	ITA	<b>Run # 1</b>	<b>Front Tyre</b>	<b>Slick-Soft</b>	<b>Rear Tyre</b>	<b>Slick-Medium</b>	
		Mooney VR46 Racing Team		Runs=3		Total laps=22	Full laps=15	<b>17 Laps at start</b>		<b>26 Laps at start</b>			
Run #	1	Front Tyre	Slick-Soft	Rear Tyre	Slick-Medium								
			<b>17 Laps at start</b>		<b>26 Laps at start</b>								
1	1'37.230	20.126	25.978	20.824	22.385								
2	<b>1'25.043</b>	19.011	24.408	19.906	21.718	295.0							
3	1'24.515	P	18.504	24.173	19.598	295.0							
Run #	2	Front Tyre	Slick-Medium	Rear Tyre	Slick-Hard								
			<b>New Tyre</b>		<b>New Tyre</b>								
4	3'13.412	22.445	25.189	20.146	21.621								
5	<b>1'22.795</b>	18.495	23.896	19.351	21.053	297.5							
6	<b>1'22.178</b>	18.396	23.778	19.099	20.905	293.4							
7	<b>1'21.707</b>	18.175	23.676	19.018	20.838	299.1							
8	<b>1'22.017</b>	18.101	23.750	19.163	21.003	300.0							
9	<b>1'22.021</b>	18.172	23.753	19.177	20.919	298.3							
10	<b>1'22.037</b>	18.133	23.688	19.110	21.106	298.3							
11	1'29.352	P	20.714	25.767	19.990	295.8							
Run #	3	Front Tyre	Slick-Medium	Rear Tyre	Slick-Hard								
			<b>8 Laps at start</b>		<b>8 Laps at start</b>								
12	10'06.967	21.233	24.720	21.501	21.845								
13	<b>1'39.575</b>	33.859	24.793	19.678	21.245	295.8							
14	<b>1'22.710</b>	18.348	23.805	19.461	21.096	295.8							
15	<b>1'22.138</b>	18.253	23.746	19.169	20.970	298.3							
16	<b>1'22.006</b>	18.271	23.667	19.130	20.938	297.5							
17	1'23.800	P	18.208	23.818	19.544	297.5							
Run #	4	Front Tyre	Slick-Medium	Rear Tyre	Slick-Soft								
			<b>New Tyre</b>		<b>New Tyre</b>								
18	5'16.075	21.553	24.892	19.831	21.065								
19	<b>1'21.255</b>	18.247	23.538	18.827	<b>20.643</b>	296.7							
20	<b>1'20.866</b>	<b>18.013</b>	23.350	<b>18.687</b>	20.816	<b>301.6</b>							
21	<b>1'28.445</b>	22.240	25.572	19.480	21.153	296.7							
22	<b>1'20.866</b>	18.047	<b>23.254</b>	18.729	20.836	299.1							
<b>15th</b>	<b>21</b>	<b>Franco MORBIDELLI</b>				YAMAHA	ITA	<b>Run # 1</b>	<b>Front Tyre</b>	<b>Slick-Hard</b>	<b>Rear Tyre</b>	<b>Slick-Hard</b>	
		Monster Energy Yamaha MotoGP		Runs=2		Total laps=21	Full laps=16	<b>New Tyre</b>		<b>New Tyre</b>			
Run #	1	Front Tyre	Slick-Hard	Rear Tyre	Slick-Hard								
			<b>New Tyre</b>		<b>New Tyre</b>								
1	1'31.510	20.223	25.200	20.220	21.489								
2	<b>1'22.865</b>	18.551	23.725	19.329	21.260	289.5							
3	<b>1'22.122</b>	18.315	23.615	19.168	21.024	292.6							
4	<b>1'21.621</b>	18.086	23.486	19.122	20.927	292.6							
5	<b>1'21.492</b>	18.006	23.627	18.930	20.929	<b>293.4</b>							
6	<b>1'22.009</b>	18.200	23.565	19.134	21.110	292.6							
7	<b>1'28.536</b>	20.481	27.123	19.700	21.232	291.1							
8	<b>1'24.416</b>	19.704	24.196	19.365	21.151	293.4							
9	<b>1'21.725</b>	18.038	23.579	19.087	21.021	293.4							
10	1'32.876	P	24.452	25.786	19.622	290.3							
Run #	2	Front Tyre	Slick-Hard	Rear Tyre	Slick-Hard								
			<b>10 Laps at start</b>		<b>10 Laps at start</b>								
11	8'23.535	20.153	24.492	19.648	21.242								
12	<b>1'22.234</b>	18.481	23.655	19.098	21.000	291.8							
13	<b>1'21.878</b>	18.173	23.615	18.994	21.096	293.4							
14	<b>1'21.810</b>	18.071	23.546	19.056	21.137	293.4							
15	<b>1'21.879</b>	18.072	23.549	19.050	21.208	292.6							
16	1'29.546	P	21.057	26.908	19.576	291.1							
<b>17th</b>	<b>88</b>	<b>Miguel OLIVEIRA</b>				KTM	POR	<b>Run # 1</b>	<b>Front Tyre</b>	<b>Slick-Hard</b>	<b>Rear Tyre</b>	<b>Slick-Medium</b>	
		Red Bull KTM Factory Racing		Runs=2		Total laps=24	Full laps=18	<b>New Tyre</b>		<b>New Tyre</b>			
Run #	1	Front Tyre	Slick-Hard	Rear Tyre	Slick-Medium								
			<b>New Tyre</b>		<b>New Tyre</b>								
1	1'38.404	20.108	25.301	20.255	21.607								
2	<b>1'22.819</b>	18.659	23.770	19.453	20.937	286.4							
3	<b>1'21.484</b>	18.226	23.581	19.002	20.675	<b>295.8</b>							
4	<b>1'21.166</b>	18.153	23.541	18.874	20.598	295.0							
5	<b>1'21.360</b>	18.124	23.524	18.885	20.827	295.8							
6	<b>1'21.686</b>	18.225	23.620	18.953	20.888	295.0							
7	<b>1'26.123</b>	20.319	24.874	19.572	21.358	291.1							
8	<b>1'21.788</b>	18.189	23.674	18.975	20.950	294.2							
9	<b>1'21.669</b>	18.192	23.485	19.032	20.960	291.1							

**Fastest Lap:** Francesco BAGNAIA      Ducati Lenovo Team      ITA      **1'20.018**      17.723      23.084      18.644      20.567

These data/results cannot be reproduced, stored and/or transmitted in whole or in part by any manner of electronic, mechanical, photocopying, recording, broadcasting or otherwise now known or herein after developed without the previous express consent by the copyright owner, except for reproduction in daily press and regular printed publications on sale to the public within 60 days of the event related to those data/results and always provided that copyright symbol appears together as follows below.  
© DORNA, 2022

Official MotoGP Timing by TISSOT  
www.motogp.com

Sachsenring, Friday, June 17, 2022

Page 5 of 8





# Free Practice Nr. 2

MotoGP

Lap	Lap Time	T1	T2	T3	T4	Speed	Lap	Lap Time	T1	T2	T3	T4	Speed	
10	1'26.732	P	19.398	24.846	19.850	22.638	281.9	25	1'21.481	18.023	23.248	18.918	21.292	298.3
<b>Run # 2</b>	<b>Front Tyre</b>	<b>Slick-Hard</b>	<b>Rear Tyre</b>	<b>Slick-Medium</b>										
	10 Laps at start			10 Laps at start										
11	7'20.120		20.936	24.936	19.953	21.323								
12	1'22.283		18.445	23.748	19.124	20.966	293.4							
13	1'21.590		18.193	23.577	19.029	20.791	293.4							
14	1'21.931	18.122	23.572	19.215	21.022	294.2								
15	1'21.708		18.165	23.595	19.033	20.915	294.2							
16	1'21.999		18.262	23.656	19.061	21.020	294.2							
17	1'22.349		18.200	23.900	19.157	21.092	294.2							
18	1'22.346		18.336	23.728	19.214	21.068	291.8							
19	1'28.057	P	20.034	25.454	19.938	22.631	287.2							
<b>Run # 3</b>	<b>Front Tyre</b>	<b>Slick-Hard</b>	<b>Rear Tyre</b>	<b>Slick-Soft</b>										
	New Tyre			New Tyre										
20	7'51.597		20.429	24.818	19.584	21.832								
21	1'21.869		18.301	23.714	19.124	20.730	295.0							
22	1'20.915		18.143	23.446	18.729	20.597	295.0							
23	1'23.624	*	18.131	23.291	18.950	23.252	295.0							
24	1'21.158		18.205	23.409	18.892	20.652	295.0							
<b>18th 73</b>	<b>Alex MARQUEZ</b>	LCR Honda CASTROL		HONDA	SPA									
	Runs=3			Total laps=25			Full laps=18							
<b>Run # 1</b>	<b>Front Tyre</b>	<b>Slick-Hard</b>	<b>Rear Tyre</b>	<b>Slick-Hard</b>										
	New Tyre			New Tyre										
1	1'41.057	19.575	24.925	20.287	22.514									
2	1'23.581	18.722	23.952	19.554	21.353	296.7								
3	1'22.801	18.596	23.803	19.318	21.084	297.5								
4	1'25.744	18.317	23.688	21.204	22.535	296.7								
5	1'22.245	18.239	23.655	19.227	21.124	295.8								
6	1'22.062	18.282	23.603	19.124	21.053	295.0								
7	1'23.882	19.020	24.222	19.447	21.193	295.8								
8	1'22.210	18.292	23.626	19.186	21.106	296.7								
9	1'22.282	18.166	23.730	19.288	21.098	297.5								
10	1'25.996	P	19.193	24.786	19.386	22.631	295.0							
<b>Run # 2</b>	<b>Front Tyre</b>	<b>Slick-Hard</b>	<b>Rear Tyre</b>	<b>Slick-Hard</b>										
	10 Laps at start			10 Laps at start										
11	6'04.702	20.458	25.007	20.006	22.087									
12	1'28.206	21.091	25.263	19.576	22.276	295.8								
13	1'22.468	18.262	23.651	19.399	21.156	296.7								
14	1'22.331	18.239	23.662	19.281	21.149	296.7								
15	1'22.432	18.224	23.621	19.380	21.207	296.7								
16	1'25.383	20.415	24.303	19.411	21.254	296.7								
17	1'22.462	18.243	23.588	19.329	21.302	296.7								
18	1'28.254	P	20.756	25.494	19.510	22.494	296.7							
<b>Run # 3</b>	<b>Front Tyre</b>	<b>Slick-Hard</b>	<b>Rear Tyre</b>	<b>Slick-Medium</b>										
	18 Laps at start			5 Laps at start										
19	2'40.556	19.334	24.487	19.561	21.377									
20	1'21.710	18.189	23.529	19.083	20.909	296.7								
21	1'22.660	P	18.254	23.502	19.094	21.810	295.8							
<b>Run # 4</b>	<b>Front Tyre</b>	<b>Slick-Medium</b>	<b>Rear Tyre</b>	<b>Slick-Soft</b>										
	New Tyre			New Tyre										
22	5'27.323	20.971	24.269	19.428	21.300									
23	1'21.053	18.186	23.213	18.809	20.845	297.5								
24	1'21.059	18.173	23.251	18.810	20.825	294.2								
<b>19th 40</b>	<b>Darryn BINDER</b>	WithU Yamaha RNF MotoGP Team		YAMAHA	RSA									
	Runs=3			Total laps=22			Full laps=16							
<b>Run # 1</b>	<b>Front Tyre</b>	<b>Slick-Medium</b>	<b>Rear Tyre</b>	<b>Slick-Medium</b>										
	New Tyre			New Tyre										
1	1'31.919	19.708	25.379	20.079	21.374									
2	1'23.128	18.724	24.053	19.396	20.955	293.4								
3	1'22.090	18.488	23.601	19.064	20.937	293.4								
4	1'21.671	18.223	23.630	19.017	20.801	295.0								
5	1'22.057	18.484	23.584	19.119	20.870	293.4								
6	1'25.512	18.510	24.363	19.939	22.700	291.8								
7	1'22.781	18.505	24.011	19.222	21.043	294.2								
8	1'28.222	19.173	27.636	19.661	21.752	295.0								
9	1'23.089	18.519	23.856	19.367	21.347	294.2								
10	1'27.464	P	18.889	24.339	19.777	24.459	291.8							
<b>Run # 2</b>	<b>Front Tyre</b>	<b>Slick-Hard</b>	<b>Rear Tyre</b>	<b>Slick-Hard</b>										
	New Tyre			New Tyre										
11	10'47.064	22.764	25.070	20.468	22.742									
12	1'23.068	18.843	23.850	19.193	21.182	284.9								
13	1'22.158	18.408	23.682	19.091	20.977	293.4								
14	1'22.319	18.475	23.602	19.071	21.171	292.6								
15	1'27.301	21.820	24.625	19.597	21.259	284.9								
16	1'23.119	18.641	23.959	19.393	21.126	292.6								
17	1'30.805	P	21.721	24.985	20.091	24.008	291.8							
<b>Run # 3</b>	<b>Front Tyre</b>	<b>Slick-Medium</b>	<b>Rear Tyre</b>	<b>Slick-Soft</b>										
	New Tyre			New Tyre										
18	7'03.362	22.717	24.869	19.550	21.203									
19	1'22.662	18.375	23.935	19.325	21.027	292.6								
20	1'21.316	18.303	23.366	18.941	20.706	293.4								
21	1'21.113	18.238	23.349	18.814	20.712	293.4								
22	1'40.863	P	18.610	29.902	24.539	27.812	293.4							
<b>20th 6</b>	<b>Stefan BRADL</b>	Repsol Honda Team		HONDA	GER									
	Runs=3			Total laps=25			Full laps=18							
<b>Run # 1</b>	<b>Front Tyre</b>	<b>Slick-Hard</b>	<b>Rear Tyre</b>	<b>Slick-Hard</b>										
	New Tyre			New Tyre										
1	1'54.430	21.519	26.032	20.221	21.845									
2	1'29.315	19.661	28.867	19.526	21.261	285.7								
3	1'22.556	18.426	23.748	19.047	21.335	291.1								
4	1'22.613	18.271	23.559	19.415	21.368	292.6								
5	1'21.921	18.233	23.713	19.019	20.956	296.7								
6	1'21.666	18.200	23.584	19.015	20.867	299.1								
7	1'47.331	P	34.967	27.672	20.072	24.620	300.0							
<b>Run # 2</b>	<b>Front Tyre</b>	<b>Slick-Hard</b>	<b>Rear Tyre</b>	<b>Slick-Hard</b>										
	7 Laps at start			7 Laps at start										
8	5'50.058	21.609	25.346	19.816	21.285									
9	1'22.344	18.402	23.784	19.204	20.954	295.0								
10	1'22.005	18.195	23.656	19.123	21.031	295.8								
11	1'22.126	18.254	23.691	19.205	20.976	295.8								
12	1'21.959	18.221	23.681	19.111	20.946	295.8								
13	1'22.133	18.230	23.805	19.053	21.045	297.5								
14	1'21.951	18.180	23.686	19.062	21.023	297.5								
15	1'32.899	P	20.178	29.803	19.867	23.051	296.7							
<b>Fastest Lap:</b>	Francesco BAGNAIA	Ducati Lenovo Team	ITA	1'20.018	17.723	23.084	18.644	20.567						

These data/results cannot be reproduced, stored and/or transmitted in whole or in part by any manner of electronic, mechanical, photocopying, recording, broadcasting or otherwise now known or herein after developed without the previous express consent by the copyright owner, except for reproduction in daily press and regular printed publications on sale to the public within 60 days of the event related to those data/results and always provided that copyright symbol appears together as follows below.  
© DORNA, 2022

Official MotoGP Timing by TISSOT  
www.motogp.com

Sachsenring, Friday, June 17, 2022

Page 6 of 8



# Free Practice Nr. 2

MotoGP

Lap	Lap Time	T1	T2	T3	T4	Speed	Lap	Lap Time	T1	T2	T3	T4	Speed																		
Run # 3	Front Tyre Slick-Hard New Tyre	Rear Tyre Slick-Medium New Tyre	7	1'22.696	18.189	23.744	19.608	21.155	294.2	Run # 2	Front Tyre Slick-Hard 8 Laps at start	Rear Tyre Slick-Hard 14 Laps at start	8	1'36.088	P	18.519	30.668	20.455	26.446	291.8											
16	5'17.376	21.337	25.039	19.755	21.115		9	8'19.619	20.097	27.401	20.144	21.622		10	1'24.053		18.678	24.304	19.712	21.359	290.3										
17	1'28.475	24.798	23.823	19.008	20.846	296.7	11	1'23.266	18.543	24.051	19.467	21.205	291.8	12	1'22.718		18.314	23.852	19.388	21.164	293.4										
18	1'24.772	21.240	23.522	19.140	20.870	297.5	13	1'22.931	18.361	23.892	19.482	21.196	293.4	14	1'33.441	P	20.855	26.675	21.238	24.673	291.8										
19	1'21.294	18.156	23.361	18.962	20.815	293.4	Run # 3	Front Tyre Slick-Hard New Tyre	Rear Tyre Slick-Soft New Tyre	15	7'11.745	22.893	25.398	20.343	30.711		16	1'22.310		18.648	23.645	19.189	20.828	288.7							
20	1'27.547	P	19.272	26.493	19.363	291.1	16	1'21.683	18.207	23.506	19.107	20.863	294.2	17	1'21.683		18.207	23.506	19.107	20.863	294.2	Run # 4	Front Tyre Slick-Hard 4 Laps at start	Rear Tyre Slick-Soft New Tyre	19	3'47.721	23.974	24.169	19.594	21.389	

**21st 33 Brad BINDER** KTM RSA  
Red Bull KTM Factory Racing  
Runs=2 Total laps=20 Full laps=14

Run #	Front Tyre	Slick-Hard New Tyre	Rear Tyre	Slick-Medium New Tyre	Speed		
1	1'58.802	25.237	28.421	20.665	22.625		
2	1'23.644	18.853	24.047	19.545	21.199	288.7	
3	1'22.112	18.319	23.464	19.260	21.069	295.8	
4	1'21.959	18.249	23.504	19.241	20.965	296.7	
5	1'21.767	18.097	23.542	19.135	20.993	296.7	
6	1'21.878	18.165	23.596	19.151	20.966	295.8	
7	1'29.741	P	24.018	23.899	19.259	22.565	292.6

Run #	Front Tyre	Slick-Hard 7 Laps at start	Rear Tyre	Slick-Medium 7 Laps at start	Speed		
8	9'20.004	24.740	25.157	20.021	21.509		
9	1'24.968	19.910	24.190	19.673	21.195	294.2	
10	1'23.407	18.589	24.068	19.463	21.287	295.0	
11	1'25.486	20.629	24.125	19.524	21.208	296.7	
12	1'22.244	18.246	23.652	19.289	21.057	295.0	
13	1'22.818	18.263	23.756	19.398	21.401	296.7	
14	1'22.304	18.337	23.690	19.191	21.086	288.7	
15	1'34.972	P	23.191	26.973	19.652	25.156	295.8

Run #	Front Tyre	Slick-Hard New Tyre	Rear Tyre	Slick-Soft New Tyre	Speed		
16	10'17.741	26.452	25.019	19.920	21.514		
17	1'22.334	18.551	23.701	19.200	20.882	291.1	
18	1'24.600	*	18.104	23.408	19.036	24.052*	297.5
19	1'21.268	18.145	23.308	19.038	20.777	295.8	
20	1'21.369	18.106	23.355	19.033	20.875	295.8	

**22nd 87 Remy GARDNER** KTM AUS  
Tech3 KTM Factory Racing  
Runs=3 Total laps=21 Full laps=14

Run #	Front Tyre	Slick-Hard New Tyre	Rear Tyre	Slick-Hard 6 Laps at start	Speed	
1	1'52.020	21.654	26.771	21.448	24.086	
2	1'26.141	19.604	24.745	20.149	21.643	279.0
3	1'24.369	18.660	24.653	19.812	21.244	291.8
4	1'22.983	18.395	23.881	19.487	21.220	291.8
5	1'23.612	18.320	23.830	19.485	21.977	291.1
6	1'22.565	18.495	23.698	19.310	21.062	291.1

**23rd 4 Andrea DOVIZIOSO** YAMAHA ITA  
WithU Yamaha RNF MotoGP Team  
Runs=3 Total laps=21 Full laps=14

Run #	Front Tyre	Slick-Hard New Tyre	Rear Tyre	Slick-Hard New Tyre	Speed		
1	2'07.548	20.797	25.110	20.432	21.690		
2	1'22.801	18.551	23.807	19.263	21.180	287.2	
3	1'21.848	18.156	23.523	19.219	20.950	294.2	
4	1'21.791	18.070	23.429	19.228	21.064	295.0	
5	1'21.776	18.101	23.497	19.063	21.115	294.2	
6	1'28.477	20.649	27.459	19.178	21.191	294.2	
7	1'32.628	P	21.408	26.596	20.263	24.361	295.0

Run #	Front Tyre	Slick-Hard 7 Laps at start	Rear Tyre	Slick-Hard 7 Laps at start	Speed	
8	10'42.621	P	23.399	28.866	20.298	22.589

Run #	Front Tyre	Slick-Hard 8 Laps at start	Rear Tyre	Slick-Hard 8 Laps at start	Speed		
9	3'35.166	20.362	26.583	19.643	21.511		
10	1'22.761	18.462	23.731	19.274	21.294	296.7	
11	1'22.462	18.317	23.696	19.275	21.174	293.4	
12	1'22.574	18.259	23.742	19.333	21.240	294.2	
13	1'30.220	20.498	28.731	19.734	21.257	289.5	
14	1'22.474	18.178	23.768	19.351	21.177	295.0	
15	1'22.347	18.246	23.688	19.326	21.087	292.6	
16	1'22.290	18.173	23.688	19.290	21.139	293.4	
17	1'25.121	P	18.191	23.748	19.883	23.299	291.8

Run #	Front Tyre	Slick-Hard 17 Laps at start	Rear Tyre	Slick-Hard 17 Laps at start	Speed		
18	5'09.572	21.429	25.534	20.293	21.827		
19	1'26.583	*	18.401	24.029	19.751	24.402*	291.8
20	1'23.210	18.439	24.036	19.562	21.173	294.2	
21	1'23.068	18.290	23.831	19.434	21.513	292.6	

**Fastest Lap:** Francesco BAGNAIA Ducati Lenovo Team ITA 1'20.018 17.723 23.084 18.644 20.567

These data/results cannot be reproduced, stored and/or transmitted in whole or in part by any manner of electronic, mechanical, photocopying, recording, broadcasting or otherwise now known or herein after developed without the previous express consent by the copyright owner, except for reproduction in daily press and regular printed publications on sale to the public within 60 days of the event related to those data/results and always provided that copyright symbol appears together as follows below.  
© DORNA, 2022



# Free Practice Nr. 2

MotoGP

Lap	Lap Time	T1	T2	T3	T4	Speed	Lap	Lap Time	T1	T2	T3	T4	Speed
<b>24th</b>	<b>25</b>	<b>Raul FERNANDEZ</b>		KTM		SPA							
		Tech3 KTM Factory Racing											
		Runs=3		Total laps=20		Full laps=13							
<b>Run # 1</b>	<b>Front Tyre</b>	<b>Slick-Hard</b>		<b>Rear Tyre</b>	<b>Slick-Hard</b>								
		<b>New Tyre</b>				<b>5 Laps at start</b>							
1	1'54.139	22.449	26.192	20.754	22.230								
2	<b>1'26.219</b>	19.375	25.323	19.885	21.636		288.7						
3	<b>1'24.641</b>	18.969	24.400	19.756	21.516		294.2						
4	1'27.344 P	18.679	24.212	19.621	24.832		294.2						
<b>Run # 2</b>	<b>Front Tyre</b>	<b>Slick-Hard</b>		<b>Rear Tyre</b>	<b>Slick-Medium</b>								
		<b>4 Laps at start</b>				<b>New Tyre</b>							
5	8'23.324	24.779	25.304	19.730	21.406								
6	<b>1'23.161</b>	18.556	23.983	19.524	21.098		293.4						
7	<b>1'22.946</b>	18.469	23.942	19.416	21.119		293.4						
8	<b>1'23.402</b>	18.509	23.999	19.584	21.310		292.6						
9	<b>1'23.099</b>	18.448	24.030	19.481	21.140		291.1						
10	1'29.229 P	19.205	26.162	20.191	23.671		289.5						
<b>Run # 3</b>	<b>Front Tyre</b>	<b>Slick-Hard</b>		<b>Rear Tyre</b>	<b>Slick-Medium</b>								
		<b>10 Laps at start</b>				<b>6 Laps at start</b>							
11	5'17.733	21.934	24.758	19.684	22.484								
12	<b>1'23.356</b>	18.492	24.059	19.462	21.343		293.4						
13	<b>1'23.233</b>	18.539	24.019	19.463	21.212		294.2						
14	<b>1'26.844</b>	20.019	25.197	20.089	21.539		292.6						
15	<b>1'23.459</b>	18.644	24.026	19.501	21.288		291.8						
16	1'26.844 P	18.701	24.273	20.149	23.721		292.6						
<b>Run # 4</b>	<b>Front Tyre</b>	<b>Slick-Hard</b>		<b>Rear Tyre</b>	<b>Slick-Soft</b>								
		<b>New Tyre</b>				<b>New Tyre</b>							
17	7'01.760	20.539	24.296	19.411	21.291								
18	<b>1'21.936</b>	18.349	23.662	19.084	20.841		295.0						
19	<b>1'21.820</b>	18.169	23.718	19.060	20.873		297.5						
20	<b>1'28.240</b>	21.617	24.682	19.861	22.080		291.8						

**Fastest Lap:** Francesco BAGNAIA      Ducati Lenovo Team      ITA      **1'20.018**      17.723      23.084      18.644      20.567

These data/results cannot be reproduced, stored and/or transmitted in whole or in part by any manner of electronic, mechanical, photocopying, recording, broadcasting or otherwise now known or herein after developed without the previous express consent by the copyright owner, except for reproduction in daily press and regular printed publications on sale to the public within 60 days of the event related to those data/results and always provided that copyright symbol appears together as follows below.  
© DORNA, 2022


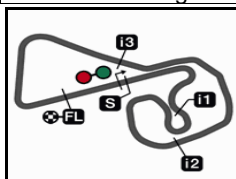
Official MotoGP Timing by **TISSOT**  
www.motogp.com

Sachsenring, Friday, June 17, 2022

Page 8 of 8



Sachsenring

Results and timing service provided by  TISSOT

3671 m.

## LIQUI MOLY MOTORRAD GRAND PRIX DEUTSCHLAND

## Free Practice Nr. 2

## Best Partial Times

MotoGP™

*IT* Ideal Lap Time, sum of the best partial times*BT* Best Lap Time

<i>T1</i>		<i>T2</i>		<i>T3</i>		<i>T4</i>				<i>IT</i>	<i>BT</i>	
Pos	Rider	Time	Rider	Time	Rider	Time	Rider	Time	Pos	Rider	<i>IT</i>	<i>BT</i>
1	F.BAGNAIA	17.723	L.MARINI	23.033	L.MARINI	18.593	A.ESPARGARO	20.485	1	F.BAGNAIA	1'19.962	1'20.018 (1)
2	J.MILLER	17.736	J.MILLER	23.050	A.ESPARGARO	18.597	F.BAGNAIA	20.532	2	L.MARINI	1'20.063	1'20.133 (2)
3	M.VIÑALES	17.766	A.RINS	23.073	J.MARTIN	18.611	J.MILLER	20.534	3	A.ESPARGAR	1'20.114	1'20.219 (4)
4	L.MARINI	17.772	F.BAGNAIA	23.084	F.BAGNAIA	18.623	J.MARTIN	20.572	4	J.MILLER	1'20.208	1'20.211 (3)
5	E.BASTIANINI	17.784	J.ZARCO	23.105	T.NAKAGAMI	18.684	M.OLIVEIRA	20.597	5	J.ZARCO	1'20.264	1'20.264 (5)
6	F.QUARTARARO	17.813	J.MARTIN	23.128	M.BEZZECCHI	18.687	J.ZARCO	20.604	6	J.MARTIN	1'20.275	1'20.275 (6)
7	J.ZARCO	17.832	F.QUARTARARO	23.140	J.ZARCO	18.723	M.VIÑALES	20.632	7	F.QUARTARAR	1'20.336	1'20.399 (7)
8	A.ESPARGARO	17.834	F.DI GIANNANTO	23.148	M.OLIVEIRA	18.729	M.BEZZECCHI	20.643	8	M.VIÑALES	1'20.362	1'20.478 (8)
9	J.MIR	17.891	A.ESPARGARO	23.198	M.VIÑALES	18.730	F.QUARTARARO	20.648	9	F.DI GIANNAN	1'20.485	1'20.545 (9)
10	F.DI GIANNANTO	17.894	T.NAKAGAMI	23.204	A.RINS	18.733	A.RINS	20.651	10	A.RINS	1'20.509	1'20.591 (11)
11	J.MARTIN	17.964	J.MIR	23.211	F.QUARTARARO	18.735	J.MIR	20.661	11	J.MIR	1'20.532	1'20.574 (10)
12	F.MORBIDELLI	18.005	A.MARQUEZ	23.213	F.DI GIANNANTO	18.751	T.NAKAGAMI	20.662	12	M.BEZZECCHI	1'20.597	1'20.866 (16)
13	M.BEZZECCHI	18.013	M.VIÑALES	23.234	J.MIR	18.769	L.MARINI	20.665	13	T.NAKAGAMI	1'20.613	1'20.616 (12)
14	A.MARQUEZ	18.023	M.BEZZECCHI	23.254	P.ESPARGARO	18.790	P.ESPARGARO	20.667	14	E.BASTIANINI	1'20.670	1'20.747 (13)
15	P.ESPARGARO	18.035	F.MORBIDELLI	23.268	A.MARQUEZ	18.809	E.BASTIANINI	20.683	15	M.OLIVEIRA	1'20.739	1'20.915 (17)
16	A.RINS	18.052	P.ESPARGARO	23.273	F.MORBIDELLI	18.810	F.DI GIANNANTO	20.692	16	P.ESPARGAR	1'20.765	1'20.816 (14)
17	T.NAKAGAMI	18.063	M.OLIVEIRA	23.291	D.BINDER	18.814	F.MORBIDELLI	20.704	17	F.MORBIDELLI	1'20.787	1'20.856 (15)
18	S.BRADL	18.068	B.BINDER	23.308	S.BRADL	18.845	D.BINDER	20.706	18	A.MARQUEZ	1'20.870	1'21.053 (18)
19	A.DOVIZIOSO	18.070	S.BRADL	23.317	E.BASTIANINI	18.880	S.BRADL	20.755	19	S.BRADL	1'20.985	1'21.117 (20)
20	B.BINDER	18.097	E.BASTIANINI	23.323	J.MILLER	18.888	R.GARDNER	20.771	20	D.BINDER	1'21.092	1'21.113 (19)
21	R.GARDNER	18.117	D.BINDER	23.349	R.GARDNER	18.975	B.BINDER	20.777	21	B.BINDER	1'21.215	1'21.268 (21)
22	M.OLIVEIRA	18.122	A.DOVIZIOSO	23.429	B.BINDER	19.033	A.MARQUEZ	20.825	22	R.GARDNER	1'21.303	1'21.303 (22)
23	R.FERNANDEZ	18.169	R.GARDNER	23.440	R.FERNANDEZ	19.060	R.FERNANDEZ	20.841	23	A.DOVIZIOSO	1'21.512	1'21.776 (23)
24	D.BINDER	18.223	R.FERNANDEZ	23.662	A.DOVIZIOSO	19.063	A.DOVIZIOSO	20.950	24	R.FERNANDEZ	1'21.732	1'21.820 (24)


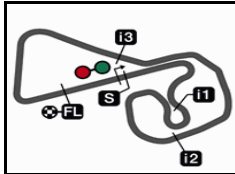
These data/results cannot be reproduced, stored and/or transmitted in whole or in part by any manner of electronic, mechanical, photocopying, recording, broadcasting or otherwise now known or herein after developed without the previous express consent by the copyright owner, except for reproduction in daily press and regular printed publications on sale to the public within 60 days of the event related to those data/results and always provided that copyright symbol appears together as follows below.  
© DORNA, 2022

Official MotoGP Timing by TISSOT  
www.motogp.com





Sachsenring

Results and timing service provided by **MotoGP™**

3671 m.

**LIQUI MOLY MOTORRAD GRAND PRIX DEUTSCHLAND****Free Practice Nr. 2****Fastest Laps Sequence**

<i>Practice Time</i>	 <i>Rider</i>	<i>Nation</i>	<i>Motorcycle</i>	<i>Time</i>	<i>Km/h</i>	<i>Rider's Lap</i>
2'52.768	36 Joan MIR	SPA	SUZUKI	1'23.187	158.8	2
2'54.375	21 Franco MORBIDELLI	ITA	YAMAHA	1'22.865	159.4	2
3'01.223	88 Miguel OLIVEIRA	POR	KTM	1'22.819	159.5	2
3'30.050	63 Francesco BAGNAIA	ITA	DUCATI	1'22.726	159.7	2
3'31.319	89 Jorge MARTIN	SPA	DUCATI	1'22.573	160.0	2
3'48.775	41 Aleix ESPARGARO	SPA	APRILIA	1'22.362	160.4	2
3'49.533	12 Maverick VIÑALES	SPA	APRILIA	1'22.292	160.5	2
4'14.930	36 Joan MIR	SPA	SUZUKI	1'22.162	160.8	3
4'16.497	21 Franco MORBIDELLI	ITA	YAMAHA	1'22.122	160.9	3
4'17.137	40 Darryn BINDER	RSA	YAMAHA	1'22.090	160.9	3
4'22.707	88 Miguel OLIVEIRA	POR	KTM	1'21.484	162.1	3
4'52.615	89 Jorge MARTIN	SPA	DUCATI	1'21.296	162.5	3
5'43.873	88 Miguel OLIVEIRA	POR	KTM	1'21.166	162.8	4
6'13.751	89 Jorge MARTIN	SPA	DUCATI	1'21.136	162.8	4
6'17.154	5 Johann ZARCO	FRA	DUCATI	1'21.093	162.9	4
6'31.120	41 Aleix ESPARGARO	SPA	APRILIA	1'20.789	163.5	4
39'00.759	43 Jack MILLER	AUS	DUCATI	1'20.211	164.7	17
42'33.860	63 Francesco BAGNAIA	ITA	DUCATI	1'20.132	164.9	21
43'53.878	63 Francesco BAGNAIA	ITA	DUCATI	1'20.018	165.1	22

These data/results cannot be reproduced, stored and/or transmitted in whole or in part by any manner of electronic, mechanical, photocopying, recording, broadcasting or otherwise now known or herein after developed without the previous express consent by the copyright owner, except for reproduction in daily press and regular printed publications on sale to the public within 60 days of the event related to those data/results and always provided that copyright symbol appears together as follows below.

© DORNA, 2022

Official MotoGP Timing by TISSOT  
www.motogp.com



**Sachsenring, Friday, June 17, 2022**