


PORTIMAO MOTO2™ OFFICIAL TEST
Day 1 Session 3
Classification

10

	Rider	Nation	Team	Motorcycle	Time	Lap Total	Gap	Top Speed
1	96 Jake DIXON	GBR	GASGAS Aspar Team	KALEX	1'43.169	6 11		279.0
2	40 Aron CANET	SPA	Flexbox HP40	KALEX	1'43.244	6 9	0.075 0.075	281.9
3	75 Albert ARENAS	SPA	GASGAS Aspar Team	KALEX	1'43.581	8 9	0.412 0.337	279.0
4	16 Joe ROBERTS	USA	Italtrans Racing Team	KALEX	1'43.620	16 20	0.451 0.039	274.8
5	54 Fermin ALDEGUER	SPA	MB Conveyors Speed Up	BOSCOSCURO	1'43.655	9 17	0.486 0.035	284.2
6	13 Celestino VIETTI	ITA	Mooney VR46 Racing Team	KALEX	1'43.754	4 15	0.585 0.099	284.9
7	23 Marcel SCHROTTER	GER	Liqui Moly Intact GP	KALEX	1'43.840	6 13	0.671 0.086	279.7
8	9 Jorge NAVARRO	SPA	Flexbox HP40	KALEX	1'43.871	9 13	0.702 0.031	281.2
9	14 Tony ARBOLINO	ITA	Elf Marc VDS Racing Team	KALEX	1'43.939	17 26	0.770 0.068	282.7
10	64 Bo BENDSNEYDER	NED	Pertamina Mandalika SAG Team	KALEX	1'44.137	19 24	0.968 0.198	276.9
11	42 Marcos RAMIREZ	SPA	MV Agusta Forward Racing	MV AGUSTA	1'44.236	7 14	1.067 0.099	284.2
12	61 Alessandro ZACCONI	ITA	Gresini Racing Moto2	KALEX	1'44.697	14 17	1.528 0.461	276.2
13	19 Lorenzo DALLA PORTA	ITA	Italtrans Racing Team	KALEX	1'44.722	16 26	1.553 0.025	276.9
14	18 Manuel GONZALEZ	SPA	Yamaha VR46 Master Camp Tea	KALEX	1'44.746	19 21	1.577 0.024	278.3
15	5 Romano FENATI	ITA	MB Conveyors Speed Up	BOSCOSCURO	1'44.836	4 17	1.667 0.090	283.4
16	52 Jeremy ALCOBA	SPA	Liqui Moly Intact GP	KALEX	1'44.896	14 24	1.727 0.060	277.6
17	7 Barry BALTUS	BEL	RW Racing GP	KALEX	1'45.019	9 17	1.850 0.123	278.3
18	12 Filip SALAC	CZE	Gresini Racing Moto2	KALEX	1'45.109	9 19	1.940 0.090	279.0
19	81 Keminth KUBO	THA	Yamaha VR46 Master Camp Tea	KALEX	1'45.699	14 20	2.530 0.590	273.4
20	28 Niccolò ANTONELLI	ITA	Mooney VR46 Racing Team	KALEX	1'45.751	11 11	2.582 0.052	278.3
21	2 Gabriel RODRIGO	ARG	Pertamina Mandalika SAG Team	KALEX	1'46.074	6 16	2.905 0.323	274.1
22	24 Simone CORSI	ITA	MV Agusta Forward Racing	MV AGUSTA	1'46.197	2 5	3.028 0.123	281.2
23	84 Zonta VAN DEN GOORBE	NED	RW Racing GP	KALEX	1'47.085	5 9	3.916 0.888	278.3
No time set								
	4 Sean Dylan KELLY	USA	American Racing	KALEX				
	6 Cameron BEAUBIER	USA	American Racing	KALEX				
	22 Sam LOWES	GBR	Elf Marc VDS Racing Team	KALEX				
	35 Somkiat CHANTRA	THA	IDEMITSU Honda Team Asia	KALEX				
	37 Augusto FERNANDEZ	SPA	Red Bull KTM Ajo	KALEX				
	51 Pedro ACOSTA	SPA	Red Bull KTM Ajo	KALEX				
	79 Ai OGURA	JPN	IDEMITSU Honda Team Asia	KALEX				

Practice condition: **Dry**
 Air: 17°
 Humidity: 42%
 Ground: 18°

Fastest Lap:	Lap: 6	Jake DIXON	1'43.169	160.2 Km/h
Best Race Lap:	2020	Remy GARDNER	1'42.504	161.2 Km/h
All Time Lap Record:	2021	Raul FERNANDEZ	1'42.101	161.9 Km/h

The results are provisional until the end of the limit for protest and appeals.

Time limit for protest expires 30' after publication of the results - Time:

These data/results cannot be reproduced, stored and/or transmitted in whole or in part by any manner of electronic, mechanical, photocopying, recording, broadcasting or otherwise now known or herein after developed without the previous express consent by the copyright owner, except for reproduction in daily press and regular printed publications on sale to the public within 60 days of the event related to those data/results and always provided that copyright symbol appears together as follows below.

© DORNA, 2022





PORTIMAO MOTO2™ OFFICIAL TEST

Day 1 Session 3

Combined Free Practice Times

11

	Rider	Nation	Team	MOTORCYCLE	FP1	FP2	FP3	Gap
1	96 J.DIXON	GBR	GASGAS Aspar Team	KALEX	1'44.293 14	1'44.019 22	1'43.169	6
2	40 A.CANET	SPA	Flexbox HP40	KALEX		1'43.736 23	1'43.244	6 0.075 0.075
3	37 A.FERNANDEZ	SPA	Red Bull KTM Ajo	KALEX	1'44.187 14	1'43.258 21		0.089 0.014
4	51 P.ACOSTA	SPA	Red Bull KTM Ajo	KALEX		1'43.264 25		0.095 0.006
5	6 C.BEAUBIER	USA	American Racing	KALEX	1'44.373 20	1'43.529 19		0.360 0.265
6	79 A.OGURA	JPN	IDEMITSU Honda Team Asia	KALEX	1'45.671 13	1'43.555 16		0.386 0.026
7	75 A.ARENAS	SPA	GASGAS Aspar Team	KALEX	1'44.901 17	1'43.767 21	1'43.581	8 0.412 0.026
8	23 M.SCHROTTER	GER	Liqui Moly Intact GP	KALEX	1'44.666 6	1'43.583 16	1'43.840 6	0.414 0.002
9	16 J.ROBERTS	USA	Italtrans Racing Team	KALEX		1'44.557 13	1'43.620	16 0.451 0.037
10	54 F.ALDEGUER	SPA	MB Conveyors Speed Up	BOSCOSCURO	1'45.693 9	1'44.245 16	1'43.655	9 0.486 0.035
11	13 C.VIETTI	ITA	Mooney VR46 Racing Team	KALEX	1'45.150 16	1'44.603 25	1'43.754	4 0.585 0.099
12	9 J.NAVARRO	SPA	Flexbox HP40	KALEX	1'45.183 14	1'44.469 7	1'43.871	9 0.702 0.117
13	14 T.ARBOLINO	ITA	Elf Marc VDS Racing Team	KALEX		1'44.699 21	1'43.939	17 0.770 0.068
14	64 B.BENDSNEYDE	NED	Pertamina Mandalika SAG Team	KALEX	1'45.246 17	1'44.609 15	1'44.137	19 0.968 0.198
15	42 M.RAMIREZ	SPA	MV Agusta Forward Racing	MV AGUSTA	1'45.397 12	1'44.325 16	1'44.236	7 1.067 0.099
16	61 A.ZACCONE	ITA	Gresini Racing Moto2	KALEX	1'48.100 6	1'46.053 25	1'44.697	14 1.528 0.461
17	19 L.DALLA PORTA	ITA	Italtrans Racing Team	KALEX		1'46.810 19	1'44.722	16 1.553 0.025
18	18 M.GONZALEZ	SPA	Yamaha VR46 Master Camp Team	KALEX	1'46.255 17	1'44.895 16	1'44.746	19 1.577 0.024
19	5 R.FENATI	ITA	MB Conveyors Speed Up	BOSCOSCURO	1'46.211 13	1'44.950 20	1'44.836	4 1.667 0.090
20	12 F.SALAC	CZE	Gresini Racing Moto2	KALEX	1'46.935 12	1'44.837 18	1'45.109 9	1.668 0.001
21	52 J.ALCOBA	SPA	Liqui Moly Intact GP	KALEX	1'45.903 23	1'46.022 12	1'44.896	14 1.727 0.059
22	22 S.LOWES	GBR	Elf Marc VDS Racing Team	KALEX	1'44.979 10	1'45.254 13		1.810 0.083
23	7 B.BALTUS	BEL	RW Racing GP	KALEX		1'45.453 24	1'45.019	9 1.850 0.040
24	35 S.CHANTRA	THA	IDEMITSU Honda Team Asia	KALEX	1'45.198 15	1'45.034 4		1.865 0.015
25	24 S.CORSI	ITA	MV Agusta Forward Racing	MV AGUSTA	1'45.670 14	1'45.057 13	1'46.197 2	1.888 0.023
26	4 S.KELLY	USA	American Racing	KALEX	1'46.660 24	1'45.428 23		2.259 0.371
27	81 K.KUBO	THA	Yamaha VR46 Master Camp Team	KALEX	1'46.259 14	1'45.732 13	1'45.699	14 2.530 0.271
28	28 N.ANTONELLI	ITA	Mooney VR46 Racing Team	KALEX	1'48.643 5	1'46.736 17	1'45.751	11 2.582 0.052
29	84 Z.VAN DEN GOO	NED	RW Racing GP	KALEX	1'47.509 22	1'45.890 10	1'47.085 5	2.721 0.139
30	2 G.RODRIGO	ARG	Pertamina Mandalika SAG Team	KALEX	1'46.748 18	1'46.725 17	1'46.074	6 2.905 0.184

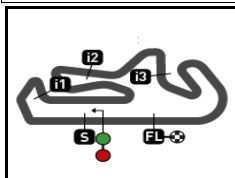
Pole Position Record:	2021	Raul FERNANDEZ	1'42.101	161.9 Km/h
Best Race Lap:	2020	Remy GARDNER	1'42.504	161.2 Km/h
All Time Lap Record:	2021	Raul FERNANDEZ	1'42.101	161.9 Km/h

The results are provisional until the end of the limit for protest and appeals.

Time limit for protest expires 60' after publication of the results - Time:

These data/results cannot be reproduced, stored and/or transmitted in whole or in part by any manner of electronic, mechanical, photocopying, recording, broadcasting or otherwise now known or herein after developed without the previous express consent by the copyright owner, except for reproduction in daily press and regular printed publications on sale to the public within 60 days of the event related to those data/results and always provided that copyright symbol appears together as follows below.

© DORNA, 2022



4592 m.

PORTIMAO MOTO2™ OFFICIAL TEST

Day 1 Session 3

Top Speed & Average

12



Rider	Nation	Motorcycle	Top 5 speeds					Average	Top
13 Celestino VIETTI	ITA	KALEX	284.9	284.2	283.4	282.7	282.7	283.6	284.9
42 Marcos RAMIREZ	SPA	MV AGUSTA	284.2	282.7	281.2	280.5	279.7	281.7	284.2
54 Fermin ALDEGUER	SPA	BOSCOSCURO	284.2	282.7	281.9	281.9	281.2	282.4	284.2
5 Romano FENATI	ITA	BOSCOSCURO	283.4	282.7	281.9	280.5	280.5	281.8	283.4
14 Tony ARBOLINO	ITA	KALEX	282.7	282.7	282.7	281.9	280.5	282.1	282.7
40 Aron CANET	SPA	KALEX	281.9	280.5	279.7	279.0	278.3	279.9	281.9
9 Jorge NAVARRO	SPA	KALEX	281.2	280.5	277.6	277.6	276.9	278.5	281.2
24 Simone CORSI	ITA	MV AGUSTA	281.2	277.6	274.8	274.1		276.9	281.2
23 Marcel SCHROTTER	GER	KALEX	279.7	279.7	279.0	278.3	278.3	279.0	279.7
12 Filip SALAC	CZE	KALEX	279.0	279.0	279.0	277.6	276.2	278.2	279.0
75 Albert ARENAS	SPA	KALEX	279.0	278.3	277.6	277.6	276.2	277.3	279.0
96 Jake DIXON	GBR	KALEX	279.0	274.8	274.8	274.8	274.1	275.3	279.0
7 Barry BALTUS	BEL	KALEX	278.3	276.9	275.5	274.1	273.4	275.0	278.3
18 Manuel GONZALEZ	SPA	KALEX	278.3	277.6	276.9	276.9	276.2	276.7	278.3
28 Niccolò ANTONELLI	ITA	KALEX	278.3	278.3	277.6	276.9	276.9	277.6	278.3
84 Zonta VAN DEN GOORBERGH	NED	KALEX	278.3	276.9	274.8	274.1	274.1	275.6	278.3
52 Jeremy ALCOBA	SPA	KALEX	277.6	277.6	276.9	276.9	276.2	277.0	277.6
19 Lorenzo DALLA PORTA	ITA	KALEX	276.9	276.2	275.5	275.5	275.5	275.9	276.9
64 Bo BENDSNEYDER	NED	KALEX	276.9	276.2	276.2	276.2	274.8	275.7	276.9
61 Alessandro ZACCONE	ITA	KALEX	276.2	275.5	275.5	274.8	274.8	275.4	276.2
16 Joe ROBERTS	USA	KALEX	274.8	274.1	274.1	274.1	274.1	274.2	274.8
2 Gabriel RODRIGO	ARG	KALEX	274.1	274.1	274.1	273.4	272.7	273.4	274.1
81 Keminth KUBO	THA	KALEX	273.4	271.3	271.3	270.0	270.0	271.2	273.4

These data/results cannot be reproduced, stored and/or transmitted in whole or in part by any manner of electronic, mechanical, photocopying, recording, broadcasting or otherwise now known or herein after developed without the previous express consent by the copyright owner, except for reproduction in daily press and regular printed publications on sale to the public within 60 days of the event related to those data/results and always provided that copyright symbol appears together as follows below.

© DORNA, 2022

Official MotoGP Timing by TISSOT
www.motogp.com



Portimao, Saturday, February 19, 2022



PORTIMAO MOTO2™ OFFICIAL TEST
Day 1 Session 3
Chronological Analysis of Performances

13

4592 m.

* Lap / Sector time cancelled **T1** Time from finish line to 1st intermediate **T3** Time from 2nd intermed. to 3rd intermed.
P Crossing the finish line in pit lane **T2** Time from 1st intermed. to 2nd intermed. **T4** Time from 3rd intermediate to finish line

Lap	Lap Time	T1	T2	T3	T4	Speed	Lap	Lap Time	T1	T2	T3	T4	Speed	
1st 96 Jake DIXON GASGAS Aspar Tea GBR														
			Runs=1	Total laps=11	Full laps=9									
1	3'51.404	22.716	35.521	16.476	33.839		7	1'44.495	22.008	33.191	15.783	33.513	272.0	
2	1'46.501	22.193	34.200	16.477	33.631	270.0	8	1'44.776	22.109	33.410	15.850	33.407	272.0	
3	1'46.861	22.064	33.505	16.679	34.613	274.8	9	1'44.051	22.050	33.074	15.718	33.209	271.3	
4	1'44.172	21.975	33.210	15.755	33.232	274.8	10	1'44.164	21.959	33.121	15.760	33.324	274.1	
5	1'46.865	23.867	33.824	15.908	33.266	272.7	11	1'44.066	22.030	33.085	15.722	33.229	271.3	
6	1'43.169	21.887	32.793	15.628	32.861	274.1	12	1'43.837	22.007	32.888	15.708	33.234	271.3	
7	1'44.283	21.995	33.295	15.745	33.248	279.0	13	1'54.233 P	22.071	33.117	15.996	43.049	274.1	
8	1'43.702	21.935	32.935	15.774	33.058	272.0	14	13'43.285	23.242	35.283	16.163	34.220		
9	1'47.536	24.581	33.894	15.796	33.265	272.7	15	1'44.451	22.022	33.263	15.855	33.311	271.3	
10	1'44.081	21.901	33.205	15.777	33.198	274.8	16	1'43.620	21.966	32.937	15.617	33.100	272.0	
11	1'53.580 P	21.934	33.142	16.873	41.631	274.1	17	1'43.744	21.947	32.925	15.637	33.235	272.0	
2nd 40 Aron CANET Flexbox HP40 SPA														
			Runs=1	Total laps=9	Full laps=7									
1	3'47.925	23.825	34.280	17.357	34.351		18	1'43.654	22.006	32.936	15.550	33.162	274.1	
2	1'45.810	22.490	33.751	16.151	33.418	276.9	19	1'43.822	21.993	32.953	15.638	33.238	272.7	
3	1'44.427	22.197	33.130	15.837	33.263	279.0	20	1'59.962 P	22.085	34.408	16.669	46.800	270.6	
4	1'43.861	21.917	33.259	15.722	32.963	281.9	5th 54 Fermín ALDEGUER MB Conveyors Speed SPA							
5	1'43.665	21.855	33.045	15.764	33.001	280.5				Runs=3	Total laps=17	Full laps=11		
6	1'43.244	21.769	32.927	15.645	32.903	278.3	1	5'00.144	25.570	38.621	17.311	34.810		
7	1'43.373	21.877	32.960	15.653	32.883	279.7	2	1'46.709	22.415	34.229	16.364	33.701	277.6	
8	1'43.861	21.755	33.176	15.765	33.165	277.6	3	1'44.611	22.102	33.364	15.992	33.153	281.9	
9	2'05.178 P	22.000	39.385	17.288	46.505	276.9	4	1'44.199	21.823	33.287	15.846	33.243	281.9	
3rd 75 Albert ARENAS GASGAS Aspar Tea SPA														
			Runs=1	Total laps=9	Full laps=7									
1	5'37.123	25.338	36.114	16.462	34.173		5	1'43.904	21.968	33.086	15.770	33.080	279.0	
2	1'48.285	22.405	33.706	16.000	36.174	276.2	6	2'00.201 P	24.986	37.219	16.937	41.059	279.7	
3	1'44.858	22.258	33.348	15.823	33.429	277.6	7	11'33.382	24.130	35.923	16.636	34.074		
4	1'44.391	22.005	33.322	15.775	33.289	277.6	8	1'44.290	21.966	33.301	15.808	33.215	281.2	
5	1'44.118	21.982	33.083	15.849	33.204	276.2	9	1'43.655	21.937	32.920	15.850	32.948	280.5	
6	1'45.590	21.908	34.374	15.871	33.437	274.8	10	1'50.127	22.488	36.799	16.801	34.039	279.0	
7	1'43.914	21.882	33.296	15.738	32.998	278.3	11	1'45.956	22.041	33.067	15.740	35.108	280.5	
8	1'43.581	21.980	32.817	15.674	33.110	279.0	12	1'43.988	21.916	33.123	15.787	33.162	284.2	
9	1'58.433 P	25.653	35.216	16.246	41.318	276.2	13	2'02.952 P	25.639	38.229	17.258	41.826	282.7	
4th 16 Joe ROBERTS Italtrans Racing Team USA														
			Runs=2	Total laps=20	Full laps=16									
1	11'46.198	29.468	36.663	16.709	39.563		14	12'05.397	26.615	36.668	16.961	34.770		
2	1'46.286	22.758	34.041	15.908	33.579	274.1	15	1'47.635	22.716	34.498	16.368	34.053	279.7	
3	1'45.111	22.256	33.441	15.909	33.505	270.6	16	1'46.179	22.409	33.764	16.054	33.952	277.6	
4	1'44.936	22.233	33.366	15.870	33.467	274.8	17	2'03.941 P	24.795	39.778	17.933	41.435	276.9	
5	1'44.326	22.105	33.102	15.768	33.351	272.0	6th 13 Celestino VIETTI Mooney VR46 Racing ITA							
6	1'44.338	22.014	33.190	15.795	33.339	272.0				Runs=2	Total laps=15	Full laps=11		
Fastest Lap: Jake DIXON GASGAS Aspar Tea GBR 1'43.169 21.887 32.793 15.628 32.861														

These data/results cannot be reproduced, stored and/or transmitted in whole or in part by any manner of electronic, mechanical, photocopying, recording, broadcasting or otherwise now known or herein after developed without the previous express consent by the copyright owner, except for reproduction in daily press and regular printed publications on sale to the public within 60 days of the event related to those data/results and always provided that copyright symbol appears together as follows below.
 © DORNA, 2022



Day 1 Session 3

Moto2

Lap	Lap Time	T1	T2	T3	T4	Speed	Lap	Lap Time	T1	T2	T3	T4	Speed
10	1'53.379	P 21.961	33.134	15.686	42.598	280.5	16	1'44.385	22.061	33.238	15.771	33.315	277.6
11	10'12.966	23.970	39.995	18.215	33.948		17	1'43.939	21.943	33.042	15.690	33.264	279.7
12	1'44.901	21.989	33.592	15.951	33.369	279.7	18	1'46.657	22.045	34.954	16.094	33.564	279.0
13	1'48.176	21.951	33.554	19.173	33.498	281.2	19	1'44.365	22.062	33.112	15.807	33.384	278.3
14	1'50.127	27.136	33.536	16.005	33.450	283.4	20	1'57.385	P 21.941	35.787	16.829	42.828	279.7
15	1'51.275	P 21.976	33.411	15.885	40.003	282.7	21	13'23.801	22.870	34.858	16.366	33.833	

7th		23	Marcel SCHROTTE		Liqui Moly Intact GP		GER
		Runs=2	Total laps=13	Full laps=9			
1	4'40.902	22.998	34.337	16.396	33.942		
2	1'47.845	24.347	33.742	16.139	33.617	274.1	
3	1'44.447	22.249	33.041	15.836	33.321	278.3	
4	1'44.042	22.029	32.985	15.821	33.207	279.7	
5	1'46.065	22.894	33.900	15.953	33.318	279.7	
6	1'43.840	21.952	32.905	15.695	33.288	276.9	
7	1'44.097	22.062	32.965	15.827	33.243	274.1	
8	2'03.611	P 26.339	38.341	16.669	42.262	276.9	
9	15'36.242	23.634	34.329	16.312	33.543		
10	1'44.744	22.174	33.248	15.971	33.351	279.0	
11	1'43.989	21.975	32.889	15.838	33.287	278.3	
12	1'47.690	22.132	33.640	18.136	33.782	276.2	
13	1'55.979	P 22.022	33.108	17.029	43.820	274.1	

8th		9	Jorge NAVARRO		Flexbox HP40		SPA
		Runs=2	Total laps=13	Full laps=9			
1	5'30.777	25.450	34.781	16.444	35.332		
2	1'45.709	22.303	33.691	16.193	33.522	273.4	
3	1'44.961	22.091	33.498	15.938	33.434	276.9	
4	1'44.701	22.078	33.196	16.104	33.323	276.9	
5	1'44.269	21.984	33.128	15.865	33.292	281.2	
6	1'54.480	P 21.937	33.117	15.828	43.598	280.5	
7	8'43.012	22.764	34.841	16.131	33.722		
8	1'44.247	22.009	33.163	15.736	33.339	272.0	
9	1'43.871	21.849	33.063	15.823	33.136	276.2	
10	1'46.623	22.049	35.279	16.026	33.269	277.6	
11	1'44.046	21.996	32.969	15.850	33.231	273.4	
12	1'44.334	21.852	33.193	15.932	33.357	275.5	
13	1'59.301	P 24.259	35.139	16.589	43.314	277.6	

9th		14	Tony ARBOLINO		Elf Marc VDS Racing		ITA
		Runs=2	Total laps=26	Full laps=21			
1	3'39.912	23.960	35.733	16.860	35.638		
2	1'51.881	22.421	33.906	16.088	39.466	279.0	
3	1'46.977	22.306	33.283	15.796	35.592	279.0	
4	1'44.269	22.094	32.999	15.803	33.373	282.7	
5	1'44.112	22.065	32.877	15.830	33.340	282.7	
6	1'44.127	22.039	33.037	15.834	33.217	282.7	
7	1'44.231	22.024	33.120	15.807	33.280	281.9	
8	1'44.506	21.955	33.259	15.922	33.370	279.0	
9	1'44.110	22.016	33.109	15.709	33.276	280.5	
10	1'56.704	P 23.822	35.266	16.641	40.975	270.6	
11	18'12.715	21.420	34.453	16.243	34.198		
12	1'46.309	22.551	34.025	16.028	33.705	275.5	
13	1'45.013	22.246	33.284	15.863	33.620	276.2	
14	1'44.706	22.312	33.200	15.846	33.348	275.5	
15	1'44.447	22.060	33.217	15.834	33.336	276.9	

10th		64	Bo BENDSNEYDER		Pertamina Mandalika		NED
		Runs=4	Total laps=24	Full laps=16			
1	2'59.514	23.006	35.020	16.155	36.527		
2	1'45.649	22.430	33.633	15.903	33.683	271.3	
3	1'45.178	22.201	33.504	15.882	33.591	272.7	
4	1'44.838	22.172	33.300	15.824	33.542	276.2	
5	1'45.208	22.019	33.910	15.802	33.477	276.2	
6	1'44.471	22.249	33.199	15.668	33.355	276.9	
7	1'44.443	22.045	33.205	15.694	33.499	274.8	
8	1'44.682	22.097	33.265	15.782	33.538	272.7	
9	2'03.702	P 26.902	35.821	16.578	44.401	274.8	

11th		42	Marcos RAMIREZ		MV Agusta Forward R		SPA
		Runs=2	Total laps=14	Full laps=10			
1	2'35.381	22.571	35.318	16.364	34.438		
2	1'45.848	22.351	33.729	15.889	33.879	277.6	
3	1'51.831	22.377	33.473	15.958	40.023	277.6	
4	1'44.889	22.145	33.224	15.806	33.714	279.7	
5	1'49.004	22.188	37.192	15.912	33.712	279.0	
6	1'44.263	22.138	33.015	15.631	33.479	280.5	
7	1'44.236	22.025	32.968	15.802	33.441	281.2	
8	1'57.767	P 23.954	34.894	16.444	42.475	278.3	
9	12'36.319	22.348	36.343	16.055	33.942		
10	1'45.602	22.422	33.621	15.817	33.742	275.5	
11	1'45.231	22.387	33.302	15.829	33.713	276.9	
12	1'52.822	22.289	38.185	16.908	35.440	279.0	
13	1'45.242	22.249	33.444	15.848	33.701	284.2	
14	2'00.017	P 23.384	35.159	16.785	44.689	282.7	

Fastest Lap: Jake DIXON GASGAS Aspar Tea GBR **1'43.169** 21.887 32.793 15.628 32.861

These data/results cannot be reproduced, stored and/or transmitted in whole or in part by any manner of electronic, mechanical, photocopying, recording, broadcasting or otherwise now known or herein after developed without the previous express consent by the copyright owner, except for reproduction in daily press and regular printed publications on sale to the public within 60 days of the event related to those data/results and always provided that copyright symbol appears together as follows below.
© DORNA, 2022

Official MotoGP Timing by TISSOT
www.motogp.com

Portimao, Saturday, February 19, 2022

Page 2 of 5



Day 1 Session 3

Moto2

Lap	Lap Time	T1	T2	T3	T4	Speed	Lap	Lap Time	T1	T2	T3	T4	Speed		
12th	61	Alessandro ZACCO Gresini Racing Moto2 ITA					6	1'45.157	22.148	33.361	15.995	33.653	275.5		
		Runs=2			Total laps=17	Full laps=13	7	1'57.107	P	22.453	34.039	16.352	44.263	272.0	
1	3'08.023	22.957	36.908	17.284	35.257		8	12'46.002		24.282	34.913	16.471	34.426		
2	1'49.597	23.368	35.093	16.519	34.617	267.9	9	1'45.933		22.411	33.735	16.063	33.724	270.6	
3	1'46.626	22.589	33.884	16.153	34.000	269.3	10	1'45.424		22.184	33.534	16.047	33.659	273.4	
4	1'46.238	22.512	33.722	16.155	33.849	274.8	11	1'45.240		22.134	33.446	16.070	33.590	276.2	
5	1'46.081	22.309	33.922	16.109	33.741	275.5	12	1'54.374	P	22.353	33.875	16.277	41.869	276.2	
6	1'45.425	22.380	33.480	15.898	33.667	274.1	13	15'24.328		22.265	37.169	16.656	34.489		
7	1'59.244	P	22.522	35.623	17.173	43.926	274.8	14	1'46.790		22.606	33.713	16.044	34.427	271.3
8	8'43.261		22.493	35.668	16.334	34.911		15	1'44.994		22.139	33.290	16.163	33.402	277.6
9	1'45.908		22.724	33.595	15.958	33.631	270.0	16	1'46.657		22.063	34.411	16.212	33.971	274.1
10	1'45.312		22.335	33.361	16.042	33.574	273.4	17	1'48.494		24.669	33.917	16.067	33.841	272.7
11	1'45.116		22.201	33.485	15.860	33.570	273.4	18	1'49.790		22.266	34.403	16.920	36.201	270.0
12	1'50.338		24.214	34.621	17.210	34.293	269.3	19	1'44.746		22.135	33.370	15.860	33.381	276.2
13	1'46.079		22.353	34.213	16.005	33.508	272.0	20	1'46.711		22.827	34.181	15.881	33.822	278.3
14	1'44.697		22.326	33.126	15.762	33.483	273.4	21	1'56.351	P	22.148	33.386	17.950	42.867	276.2
15	1'44.717		22.314	33.144	15.871	33.388	276.2								
16	1'44.774		22.252	33.218	15.864	33.440	275.5								
17	2'03.716	P	24.045	38.003	17.572	44.096	273.4								
13th	19	Lorenzo DALLA PO Italtrans Racing Team ITA					1	3'46.479	22.475	35.087	16.533	34.330			
		Runs=3			Total laps=26	Full laps=20	2	1'47.523	23.180	34.288	16.541	33.514	276.9		
1	3'35.702	22.357	35.769	17.044	34.814		3	1'45.281	22.178	33.382	16.073	33.648	282.7		
2	1'47.514	22.708	34.394	16.205	34.207	271.3	4	1'44.836		22.095	33.329	15.952	33.460	283.4	
3	1'46.801	22.632	33.962	16.159	34.048	272.0	5	2'01.543	P	22.128	36.677	16.752	45.986	281.9	
4	1'46.467	22.755	33.872	15.981	33.859	275.5	6	9'32.578		25.582	34.468	16.441	34.204		
5	1'45.806	22.333	33.668	15.989	33.816	273.4	7	1'45.237		22.136	33.427	16.075	33.599	277.6	
6	1'45.628	22.286	33.617	16.025	33.700	274.1	8	1'49.745		22.220	33.502	19.612	34.411	279.0	
7	1'57.045	22.414	37.357	19.964	37.310	274.1	9	1'49.420		22.157	36.294	16.926	34.043	279.7	
8	2'06.445	P	22.674	38.709	18.097	46.965	275.5	10	2'04.930	P	22.235	39.168	19.824	43.703	280.5
9	14'15.918		25.581	38.355	16.535	34.528		11	9'16.713		22.280	34.448	16.223	33.969	
10	1'46.623	22.548	34.098	16.074	33.903	274.1	12	1'45.975		22.291	33.781	16.071	33.832	277.6	
11	1'45.650	22.266	33.844	15.857	33.683	275.5	13	1'57.119	P	23.432	35.611	16.746	41.330	279.0	
12	1'45.307	22.342	33.575	15.868	33.522	276.2	14	8'22.516		22.464	34.283	16.424	34.112		
13	1'45.332	22.349	33.561	15.861	33.561	274.1	15	1'45.408		22.206	33.547	15.963	33.692	276.2	
14	1'50.049	22.466	37.961	16.070	33.552	272.0	16	1'45.820		22.264	33.654	16.100	33.802	280.5	
15	1'45.043	22.412	33.356	15.812	33.463	274.1	17	1'55.554	P	22.327	33.623	17.291	42.313	279.7	
16	1'44.722	22.343	33.350	15.717	33.312	273.4									
17	2'04.969	P	22.165	35.768	17.850	49.186	276.9								
18	13'09.610		28.812	35.399	16.212	34.196									
19	1'46.041	22.489	33.912	15.934	33.706	270.6									
20	1'45.577	22.412	33.721	15.858	33.586	273.4									
21	1'45.236	22.240	33.613	15.750	33.633	272.7									
22	1'54.784	22.204	41.761	16.770	34.049	274.1									
23	1'45.500	22.337	33.631	15.936	33.596	274.8									
24	1'45.298	22.317	33.547	15.766	33.668	274.8									
25	1'45.309	22.247	33.585	15.876	33.601	274.1									
26	2'18.772	P	26.781	41.854	20.595	49.542	272.0								
14th	18	Manuel GONZALEZ Yamaha VR46 Master SPA					1	5'18.162	24.729	36.135	16.912	37.425			
		Runs=3			Total laps=21	Full laps=15	2	1'47.213	22.704	34.309	16.260	33.940	273.4		
1	5'02.055	28.174	35.121	16.982	36.454		3	1'45.943	22.345	33.657	16.104	33.837	276.9		
2	1'47.168	22.545	34.237	16.346	34.040	274.1	4	1'45.844	22.275	33.637	16.028	33.904	277.6		
3	1'45.989	22.209	33.672	16.256	33.852	276.9	5	1'54.956	22.855	34.581	16.676	40.844	276.9		
4	1'50.698	22.088	35.115	16.380	37.115	276.9	6	1'55.610	P	22.474	34.724	16.243	42.169	277.6	
5	1'45.646	22.128	33.778	16.046	33.694	276.2	7	10'04.483		24.038	35.446	16.757	42.316		
							8	1'47.218	22.578	34.406	16.276	33.958	273.4		
							9	1'45.484	22.329	33.575	15.952	33.628	273.4		
							10	1'45.373	22.294	33.232	16.040	33.807	274.1		
							11	1'45.433	22.309	33.402	15.992	33.730	272.0		
							12	1'45.313	22.242	33.417	15.900	33.754	274.1		
							13	1'44.982	22.289	33.299	15.894	33.500	274.8		
							14	1'44.896		22.058	33.364	15.971	33.503	276.2	
							15	1'57.238	P	22.308	37.117	16.626	41.187	272.7	
							16	18'16.754		21.630	34.292	16.191	34.061		
							17	1'45.799	22.440	33.645	16.046	33.668	271.3		

Fastest Lap: Jake DIXON GASGAS Aspar Tea GBR **1'43.169** 21.887 32.793 15.628 32.861

These data/results cannot be reproduced, stored and/or transmitted in whole or in part by any manner of electronic, mechanical, photocopying, recording, broadcasting or otherwise now known or herein after developed without the previous express consent by the copyright owner, except for reproduction in daily press and regular printed publications on sale to the public within 60 days of the event related to those data/results and always provided that copyright symbol appears together as follows below.
© DORNA, 2022



Day 1 Session 3

Moto2

Lap	Lap Time	T1	T2	T3	T4	Speed	Lap	Lap Time	T1	T2	T3	T4	Speed
18	1'46.207	22.583	33.774	16.034	33.816	270.6	4	1'47.098	22.500	33.686	16.297	34.615	271.3
19	1'46.117	22.504	33.505	16.247	33.861	270.0	5	1'46.878	22.593	33.931	16.304	34.050	267.9
20	1'45.484	22.273	33.497	16.027	33.687	273.4	6	1'46.690	22.542	33.706	16.342	34.100	269.3
21	1'45.637	22.345	33.526	16.019	33.747	273.4	7	1'46.679	22.466	33.722	16.436	34.055	267.9
22	1'45.707	22.412	33.495	16.036	33.764	273.4	8	2'04.548 P	25.885	37.059	17.578	44.026	269.3
23	1'45.640	22.476	33.453	16.072	33.639	272.7	9	2'09.134	22.663	36.025	17.070	34.997	
24	1'58.706 P	24.218	35.192	16.524	42.772	274.8	10	1'47.595	22.645	34.128	16.546	34.276	265.3

17th 7 Barry BALTUS RW Racing GP BEL
Runs=2 Total laps=18 Full laps=14

1	2'36.016	21.415	34.966	16.385	34.234	
2	1'46.026	22.502	33.909	16.028	33.587	273.4
3	1'51.108	22.408	33.689	15.907	39.104	275.5
4	1'46.011	22.371	33.489	15.873	34.278	276.9
5	1'45.425	22.280	33.443	15.983	33.719	278.3
6	1'45.408	22.349	33.510	15.937	33.612	273.4
7	1'45.057	22.277	33.410	15.885	33.485	272.0
8	1'46.211	22.717	33.839	15.949	33.706	270.0
9	1'45.019	22.273	33.249	15.925	33.572	272.7
10	1'55.201 P	22.242	33.270	15.890	43.799	270.6
11	8'30.849	22.436	35.398	16.532	33.966	
12	1'45.627	22.282	33.659	16.019	33.667	271.3
13	1'45.284	22.221	33.552	15.894	33.617	270.0
14	1'45.127	22.162	33.427	15.941	33.597	272.7
15	1'45.187	22.231	33.425	15.984	33.547	274.1
16	1'45.263	22.262	33.360	15.965	33.676	273.4
17	1'45.355	22.365	33.376	15.881	33.733	270.6
unfinished	22.200					270.0

18th 12 Filip SALAC Gresini Racing Moto2 CZE
Runs=4 Total laps=19 Full laps=11

1	3'37.330	32.497	36.420	17.860	35.953	
2	1'47.023	22.466	33.948	16.169	34.440	275.5
3	1'46.345	22.391	33.704	16.115	34.135	276.2
4	1'46.750	22.442	33.847	16.107	34.354	279.0
5	2'10.808 P	24.804	40.078	16.968	48.958	277.6
6	7'41.349	23.883	35.887	16.273	34.375	
7	1'49.286	22.248	33.550	17.740	35.748	274.8
8	1'45.309	22.056	33.518	15.980	33.755	279.0
9	1'45.109	22.107	33.297	15.967	33.738	279.0
10	2'04.057 P	26.663	34.206	16.584	46.604	274.8
11	10'57.630	23.151	35.337	16.720	34.753	
12	1'46.352	22.362	33.707	16.132	34.151	274.1
13	1'46.161	22.368	33.678	16.053	34.062	274.8
14	1'46.040	22.269	33.634	16.095	34.042	272.0
15	2'02.769 P	22.407	35.343	17.703	47.316	273.4
16	10'54.759	23.604	34.659	16.281	34.366	
17	1'45.783	22.352	33.452	16.017	33.962	273.4
18	1'49.614	22.291	36.976	16.330	34.017	273.4
19	2'12.049 P	30.519	37.798	17.409	46.323	272.7

19th 81 Keminth KUBO Yamaha VR46 Master THA
Runs=2 Total laps=20 Full laps=15

1	5'03.051	28.139	38.070	16.954	34.907	
2	1'47.576	22.676	34.119	16.453	34.328	270.0
3	1'46.884	22.557	33.853	16.336	34.138	273.4

11	1'47.086	22.784	33.993	16.253	34.056	264.0
12	1'45.787	22.411	33.416	16.239	33.721	267.3
13	1'45.932	22.399	33.568	16.135	33.830	267.9
14	1'45.699	22.407	33.331	16.240	33.721	267.3
15	2'02.900 P	25.355	36.532	17.238	43.775	269.3
16	20'30.658	25.546	35.060	16.477	34.428	
17	1'47.537	22.620	34.432	16.336	34.149	271.3
18	1'46.554	22.433	33.648	16.322	34.151	269.3
19	1'45.928	22.488	33.726	16.119	33.595	270.0
20	1'45.822	22.306	33.618	16.127	33.771	269.3

20th 28 Niccolò ANTONELL Mooney VR46 Racing ITA
Runs=1 Total laps=12 Full laps=10

1	3'29.609	24.057	35.662	16.485	34.767	
2	1'47.642	22.660	34.171	16.250	34.561	276.9
3	1'46.825	22.633	33.806	16.080	34.306	274.1
4	1'46.497	22.439	33.743	16.209	34.106	276.2
5	1'46.328	22.448	33.688	16.085	34.107	276.9
6	1'47.288	22.413	34.600	16.148	34.127	274.8
7	1'47.065	22.401	33.682	16.071	34.911	276.2
8	1'46.682	22.252	33.952	16.194	34.284	274.1
9	1'46.107	22.330	33.675	16.051	34.051	278.3
10	1'46.346	22.258	33.890	16.094	34.104	276.2
11	1'45.751	22.328	33.552	15.979	33.892	277.6
unfinished	22.585	33.864	16.154			278.3

21st 2 Gabriel RODRIGO Pertamina Mandalika ARG
Runs=3 Total laps=16 Full laps=10

1	2'59.991	23.689	35.433	16.749	34.583	
2	1'48.038	23.143	34.094	16.603	34.198	274.1
3	1'47.339	22.575	34.118	16.450	34.196	274.1
4	1'50.091	23.395	34.392	16.688	35.616	272.0
5	1'46.784	22.533	33.920	16.348	33.983	274.1
6	1'46.074	22.489	33.602	16.168	33.815	272.7
7	2'04.430 P	26.827	36.963	16.877	43.763	272.7
8	9'14.353	24.200	35.467	16.796	34.721	
9	1'47.166	22.583	33.862	16.594	34.127	272.7
10	1'46.816	22.539	33.884	16.389	34.004	272.0
11	2'02.108 P	22.541	38.956	17.306	43.305	273.4
12	9'32.493	24.371	34.763	16.541	34.430	
13	1'48.618	22.856	34.528	16.590	34.644	271.3
14	1'48.179	22.747	34.526	16.526	34.380	271.3
15	1'47.572	22.792	33.986	16.428	34.366	270.0
16	2'13.670 P	29.306	39.619	17.556	47.189	267.9

22nd 24 Simone CORSI MV Agusta Forward R ITA
Runs=1 Total laps=5 Full laps=3

1	2'35.512	22.092	35.199	16.341	34.407	
2	1'46.197	22.482	33.756	16.055	33.904	281.2

Fastest Lap: Jake DIXON GASGAS Aspar Tea GBR 1'43.169 21.887 32.793 15.628 32.861

These data/results cannot be reproduced, stored and/or transmitted in whole or in part by any manner of electronic, mechanical, photocopying, recording, broadcasting or otherwise now known or herein after developed without the previous express consent by the copyright owner, except for reproduction in daily press and regular printed publications on sale to the public within 60 days of the event related to those data/results and always provided that copyright symbol appears together as follows below.
© DORNA, 2022

Day 1 Session 3

Moto2

Lap	Lap Time	T1	T2	T3	T4	Speed	Lap	Lap Time	T1	T2	T3	T4	Speed
3	1'49.799	22.271	33.396	16.048	38.084	274.8							
4	1'47.437	22.227	33.431	17.642	34.137	274.1							
5	1'58.053 P	22.239	33.575	15.999	46.240	277.6							

23rd 84 Zonta VAN DEN GO RW Racing GP NED
 Runs=2 Total laps=9 Full laps=5

1	2'46.516	25.028	35.363	16.809	34.751								
2	1'48.108	23.055	34.345	16.529	34.179	272.0							
3	1'47.515	22.760	33.989	16.503	34.263	274.1							
4	1'47.427	22.842	33.818	16.504	34.263	276.9							
5	1'47.085	22.781	33.884	16.295	34.125	278.3							
6	2'07.379 P	22.714	43.543	17.073	44.049	274.8							
7	10'33.922	26.139	35.452	16.842	34.886								
8	1'49.057	23.296	34.268	16.679	34.814	273.4							
9	2'05.635 P	22.844	41.999	17.325	43.467	274.1							

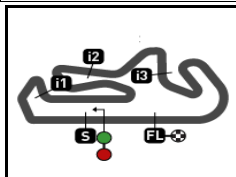
Fastest Lap: Jake DIXON GASGAS Aspar Tea GBR 1'43.169 21.887 32.793 15.628 32.861

These data/results cannot be reproduced, stored and/or transmitted in whole or in part by any manner of electronic, mechanical, photocopying, recording, broadcasting or otherwise now known or herein after developed without the previous express consent by the copyright owner, except for reproduction in daily press and regular printed publications on sale to the public within 60 days of the event related to those data/results and always provided that copyright symbol appears together as follows below.
 © DORNA, 2022

Official MotoGP Timing by TISSOT
 www.motogp.com

Portimao, Saturday, February 19, 2022





4592 m.

PORTIMAO MOTO2™ OFFICIAL TEST

Day 1 Session 3

Best Partial Times

Moto2™

IT Ideal Lap Time, sum of the best partial times

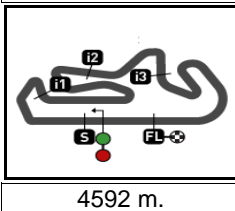
BT Best Lap Time

T1		T2		T3		T4				IT	BT	
Pos	Rider	Time	Rider	Time	Rider	Time	Rider	Time	Pos	Rider	IT	BT
1	A.CANET	21.755	J.DIXON	32.793	J.ROBERTS	15.550	J.DIXON	32.861	1	J.DIXON	1'43.169	1'43.169 (1)
2	C.VIETTI	21.794	A.ARENAS	32.817	J.DIXON	15.628	A.CANET	32.883	2	A.CANET	1'43.210	1'43.244 (2)
3	F.ALDEGUER	21.823	T.ARBOLINO	32.877	M.RAMIREZ	15.631	F.ALDEGUER	32.948	3	A.ARENAS	1'43.371	1'43.581 (3)
4	J.NAVARRO	21.849	J.ROBERTS	32.888	A.CANET	15.645	A.ARENAS	32.998	4	F.ALDEGUER	1'43.431	1'43.655 (5)
5	A.ARENAS	21.882	M.SCHROTTER	32.889	B.BENDSNEYDE	15.668	J.ROBERTS	33.100	5	J.ROBERTS	1'43.485	1'43.620 (4)
6	J.DIXON	21.887	F.ALDEGUER	32.920	A.ARENAS	15.674	J.NAVARRO	33.136	6	C.VIETTI	1'43.640	1'43.754 (6)
7	T.ARBOLINO	21.941	A.CANET	32.927	C.VIETTI	15.682	C.VIETTI	33.190	7	J.NAVARRO	1'43.690	1'43.871 (8)
8	J.ROBERTS	21.947	M.RAMIREZ	32.968	T.ARBOLINO	15.690	B.BENDSNEYDE	33.198	8	T.ARBOLINO	1'43.725	1'43.939 (9)
9	M.SCHROTTER	21.952	J.NAVARRO	32.969	M.SCHROTTER	15.695	M.SCHROTTER	33.207	9	M.SCHROTTE	1'43.743	1'43.840 (7)
10	B.BENDSNEYDE	22.019	C.VIETTI	32.974	L.DALLA PORTA	15.717	T.ARBOLINO	33.217	10	B.BENDSNEYDE	1'44.008	1'44.137 (10)
11	M.RAMIREZ	22.025	B.BENDSNEYDE	33.123	J.NAVARRO	15.736	L.DALLA PORTA	33.312	11	M.RAMIREZ	1'44.065	1'44.236 (11)
12	F.SALAC	22.056	A.ZACCONE	33.126	F.ALDEGUER	15.740	M.GONZALEZ	33.381	12	A.ZACCONE	1'44.477	1'44.697 (12)
13	J.ALCOBA	22.058	J.ALCOBA	33.232	A.ZACCONE	15.762	A.ZACCONE	33.388	13	L.DALLA POR	1'44.544	1'44.722 (13)
14	M.GONZALEZ	22.063	B.BALTUS	33.249	M.GONZALEZ	15.860	M.RAMIREZ	33.441	14	M.GONZALEZ	1'44.594	1'44.746 (14)
15	R.FENATI	22.095	M.GONZALEZ	33.290	B.BALTUS	15.873	R.FENATI	33.460	15	J.ALCOBA	1'44.684	1'44.896 (16)
16	B.BALTUS	22.162	F.SALAC	33.297	J.ALCOBA	15.894	B.BALTUS	33.485	16	B.BALTUS	1'44.769	1'45.019 (17)
17	L.DALLA PORTA	22.165	R.FENATI	33.329	R.FENATI	15.952	J.ALCOBA	33.500	17	R.FENATI	1'44.836	1'44.836 (15)
18	A.ZACCONE	22.201	K.KUBO	33.331	F.SALAC	15.967	K.KUBO	33.595	18	F.SALAC	1'45.058	1'45.109 (18)
19	S.CORSI	22.227	L.DALLA PORTA	33.350	N.ANTONELLI	15.979	F.SALAC	33.738	19	K.KUBO	1'45.351	1'45.699 (19)
20	N.ANTONELLI	22.252	S.CORSI	33.396	S.CORSI	15.999	G.RODRIGO	33.815	20	S.CORSI	1'45.526	1'46.197 (22)
21	K.KUBO	22.306	N.ANTONELLI	33.552	K.KUBO	16.119	N.ANTONELLI	33.892	21	N.ANTONELLI	1'45.675	1'45.751 (20)
22	G.RODRIGO	22.489	G.RODRIGO	33.602	G.RODRIGO	16.168	S.CORSI	33.904	22	G.RODRIGO	1'46.074	1'46.074 (21)
23	Z.VAN DEN GOO	22.714	Z.VAN DEN GOO	33.818	Z.VAN DEN GOO	16.295	Z.VAN DEN GOO	34.125	23	Z.VAN DEN G	1'46.952	1'47.085 (23)


These data/results cannot be reproduced, stored and/or transmitted in whole or in part by any manner of electronic, mechanical, photocopying, recording, broadcasting or otherwise now known or herein after developed without the previous express consent by the copyright owner, except for reproduction in daily press and regular printed publications on sale to the public within 60 days of the event related to those data/results and always provided that copyright symbol appears together as follows below.
© DORNA, 2022

Official MotoGP Timing by 
www.motogp.com





PORTIMAO MOTO2™ OFFICIAL TEST
Day 1 Session 3
Fastest Laps Sequence

<i>Practice Time</i>	 <i>Rider</i>	<i>Nation</i>	<i>Motorcycle</i>	<i>Time</i>	<i>Km/h</i>	<i>Rider's Lap</i>
4'21.229	42 Marcos RAMIREZ	SPA	MV AGUSTA	1'45.848	156.1	2
4'45.163	64 Bo BENDSNEYDER	NED	KALEX	1'45.649	156.4	2
6'30.341	64 Bo BENDSNEYDER	NED	KALEX	1'45.178	157.1	3
6'31.694	13 Celestino VIETTI	ITA	KALEX	1'44.440	158.2	3
7'18.162	40 Aron CANET	SPA	KALEX	1'44.427	158.3	3
8'15.448	13 Celestino VIETTI	ITA	KALEX	1'43.754	159.3	4
10'45.688	40 Aron CANET	SPA	KALEX	1'43.665	159.4	5
12'28.932	40 Aron CANET	SPA	KALEX	1'43.244	160.1	6
12'38.972	96 Jake DIXON	GBR	KALEX	1'43.169	160.2	6

These data/results cannot be reproduced, stored and/or transmitted in whole or in part by any manner of electronic, mechanical, photocopying, recording, broadcasting or otherwise now known or herein after developed without the previous express consent by the copyright owner, except for reproduction in daily press and regular printed publications on sale to the public within 60 days of the event related to those data/results and always provided that copyright symbol appears together as follows below.

© DORNA, 2022